



DEPARTMENT OF REGULATORY AND ECONOMIC RESOURCES (RER)
BOARD AND CODE ADMINISTRATION DIVISION

NOTICE OF ACCEPTANCE (NOA)

MIAMI-DADE COUNTY
PRODUCT CONTROL SECTION

11805 SW 26 Street, Room 208
Miami, Florida 33175-2474
T (786) 315-2590 F (786) 315-2599

www.miamidade.gov/economy

ACME Engineering and Manufacturing Corporation
1820 N. York Street
Muskogee, OK 74403

SCOPE:

This NOA is being issued under the applicable rules and regulations governing the use of construction materials. The documentation submitted has been reviewed and accepted by Miami-Dade County RER-Product Control Section to be used in Miami Dade County and other areas where allowed by the Authority Having Jurisdiction (AHJ).

This NOA shall not be valid after the expiration date stated below. The Miami-Dade County Product Control Section (In Miami Dade County) and/or the AHJ (in areas other than Miami Dade County) reserve the right to have this product or material tested for quality assurance purposes. If this product or material fails to perform in the accepted manner, the manufacturer will incur the expense of such testing and the AHJ may immediately revoke, modify, or suspend the use of such product or material within their jurisdiction. RER reserves the right to revoke this acceptance if it is determined by Miami-Dade County Product Control Section that this product or material fails to meet the requirements of the applicable building code.

This product is approved as described herein and has been designed to comply with the Florida Building Code, including the High Velocity Hurricane Zone.

DESCRIPTION: Series PV Aluminum Rooftop Exhaust Fans

APPROVAL DOCUMENT: Drawing No. **686760**, titled "PV Hurricane Fans" sheets 1 through 3 of 3, dated 08/10/2010 and 04/12/2010, with revision G dated 01/27/2025, prepared by ACME Engineering and Manufacturing Corporation, signed and sealed by Richard Boyette, P.E. on 03/10/2025, bearing the Miami-Dade County Product Control revision stamp with the Notice of Acceptance number and expiration date by the Miami-Dade County Product Control Section.

MISSILE IMPACT RATING: Large and Small Missile Impact Resistant

LABELING: Each unit shall bear a permanent label with the manufacturer's name or logo, city, state, model/series, and following statement: "Miami-Dade County Product Control Approved", unless otherwise noted herein.

LIMITATION: This fan cannot be installed within the ridge area, FBC 1523.6.5.2.13.

RENEWAL of this NOA shall be considered after a renewal application has been filed and there has been no change in the applicable building code negatively affecting the performance of this product.

TERMINATION of this NOA will occur after the expiration date or if there has been a revision or change in the materials, use, and/or manufacture of the product or process. Misuse of this NOA as an endorsement of any product, for sales, advertising or any other purposes shall automatically terminate this NOA. Failure to comply with any section of this NOA shall be cause for termination and removal of NOA.

ADVERTISEMENT: The NOA number preceded by the words Miami-Dade County, Florida, and followed by the expiration date may be displayed in advertising literature. If any portion of the NOA is displayed, then it shall be done in its entirety.

INSPECTION: A copy of this entire NOA shall be provided to the user by the manufacturer or its distributors and shall be available for inspection at the job site at the request of the Building Official.

This NOA **revises NOA # 21-0325.02** and consists of this page 1 and evidence pages E-1, E-2 and E-3, as well as approval document mentioned above.

The submitted documentation was reviewed by **Carlos M. Utrera, P.E.**




05/19/25

NOA No. 25-0428.06
Expiration Date: May 5, 2026
Approval Date: May 29, 2025
Page 1

NOTICE OF ACCEPTANCE: EVIDENCE SUBMITTED

1. Evidence submitted under previous NOA's

A. DRAWINGS “Submitted under NOA # 15-1118.04”

1. Drawing No. **686760**, titled “PV Hurricane Fans” sheets 1 through 3 of 3, dated 08/10/2010 and 04/12/2010, with revision D dated 08/24/2015, prepared by ACME Engineering and Manufacturing Corporation, signed and sealed by Richard O. Boyette, P.E.

B. TESTS “Submitted under NOA # 15-1118.04”

1. Test report on Uniform Static Air Pressure Test per FBC, TAS 202-94 of CH62 and CH68 Roof Curbs, prepared by Intertek/Architectural Testing, Inc., Test Report No. **E1749.01-801-44**, dated 11/05/2014, with Revision 1 dated 07/16/2015, signed and sealed by Joseph A. Reed, P.E.

“Submitted under NOA # 11-0114.02”

2. Test report on 1) Uniform Static Air Pressure Test per FBC, TAS 202-94
2) Large Missile Impact Test per FBC, TAS 201-94,
3) Cyclic Wind Pressure Test per FBC, TAS 203-94,
along with marked-up drawings and installation diagram of four Model PV Aluminum Roof Mounted Exhaust Fans, prepared by Architectural Testing, Inc., Test Report No. **90350.03-801-18**, dated 12/02/2010, signed and sealed by Joseph A. Reed, P.E.

C. CALCULATIONS “Submitted under NOA # 15-1118.04”

1. Anchor verification calculations, prepared by Rick Boyette Consulting, Inc, dated 10/28/2015, signed and sealed by Richard Boyette, P.E.

“Submitted under NOA # 11-0114.02”

2. Anchor verification calculations, prepared by Rick Boyette Consulting, Inc, dated 12/30/2010, signed and sealed by Richard Boyette, P.E.

D. QUALITY ASSURANCE

1. Miami-Dade Department of Regulatory and Economic Resources (RER)

E. MATERIAL CERTIFICATIONS

1. None.

F. STATEMENTS “Submitted under NOA # 15-1118.04”

1. Statement letter of code conformance to the 5th edition (2014) FBC issued by Rick Boyette Consulting, Inc, dated 10/28/2015, signed and sealed by Richard Boyette, P.E.
2. No financial interest letter issued by Rick Boyette Consulting, Inc, dated 11/05/2015, signed and sealed by Richard Boyette, P.E.



Carlos M. Utrera, P.E.
Product Control Examiner
NOA No. 25-0428.06
Expiration Date: May 5, 2026
Approval Date: May 29, 2025

NOTICE OF ACCEPTANCE: EVIDENCE SUBMITTED

2. Evidence submitted under NOA # 18-0620.07

A. DRAWINGS

1. Drawing No. **686760**, titled “PV Hurricane Fans” sheets 1 through 3 of 3, dated 08/10/2010 and 04/12/2010, with revision E dated 04/16/2018, prepared by ACME Engineering and Manufacturing Corporation, signed and sealed by Richard O. Boyette, P.E.

B. TESTS

1. None.

C. CALCULATIONS

1. Anchor verification calculations prepared by Rick Boyette Consulting, Inc, dated 05/22/2018, signed and sealed by Richard Boyette, P.E.

D. QUALITY ASSURANCE

1. Miami-Dade Department of Regulatory and Economic Resources (RER).

E. MATERIAL CERTIFICATIONS

1. None.

F. STATEMENTS

1. Statement letter of code conformance to the 6th edition (2017) FBC issued by Rick Boyette Consulting, Inc, dated 05/22/2018, signed and sealed by Richard Boyette, P.E.
2. Statement letter of no financial interest letter issued by Rick Boyette Consulting, Inc, dated 05/26/2018, signed and sealed by Richard Boyette, P.E.



Carlos M. Utrera, P.E.
Product Control Examiner
NOA No. 25-0428.06
Expiration Date: May 5, 2026
Approval Date: May 29, 2025

NOTICE OF ACCEPTANCE: EVIDENCE SUBMITTED

3. Evidence submitted under NOA # 21-0325.02 and new

A. DRAWINGS

1. Drawing No. **686760**, titled “PV Hurricane Fans” sheets 1 through 3 of 3, dated 08/10/2010 and 04/12/2010, with revision G dated 01/27/2025, prepared by ACME Engineering and Manufacturing Corporation, signed and sealed by Richard Boyette, P.E. on 03/10/2025.

B. TESTS

1. None.

C. CALCULATIONS “Submitted under NOA # 21-0325.02”

1. Anchor verification calculations prepared by Rick Boyette Consulting, Inc, dated 05/22/2018, signed and sealed by Richard Boyette, P.E.

D. QUALITY ASSURANCE

1. Miami-Dade Department of Regulatory and Economic Resources (RER).

E. MATERIAL CERTIFICATIONS

1. None.

F. STATEMENTS

1. Statement letter of code conformance to the 8th edition (2023) of the FBC, issued by Rick Boyette Consulting, Inc, dated 03/10/2025, signed and sealed by Richard Boyette, P.E.
2. Statement letter of no financial interest issued by Rick Boyette Consulting, Inc, dated 03/10/2023, signed and sealed by Richard Boyette, P.E.

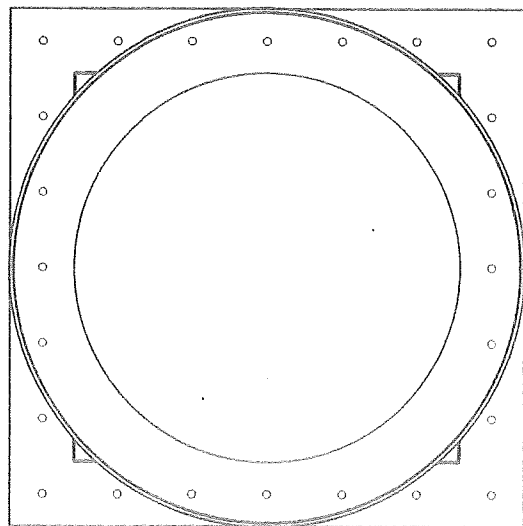
“Submitted under NOA # 21-0325.02”

3. Statement letter of code conformance to the 7th edition (2020) of the FBC issued by Rick Boyette Consulting, Inc, dated 03/11/2021, signed and sealed by Richard Boyette, P.E.
4. Statement letter of no financial interest letter issued by Rick Boyette Consulting, Inc, dated 03/11/2021, signed and sealed by Richard Boyette, P.E.

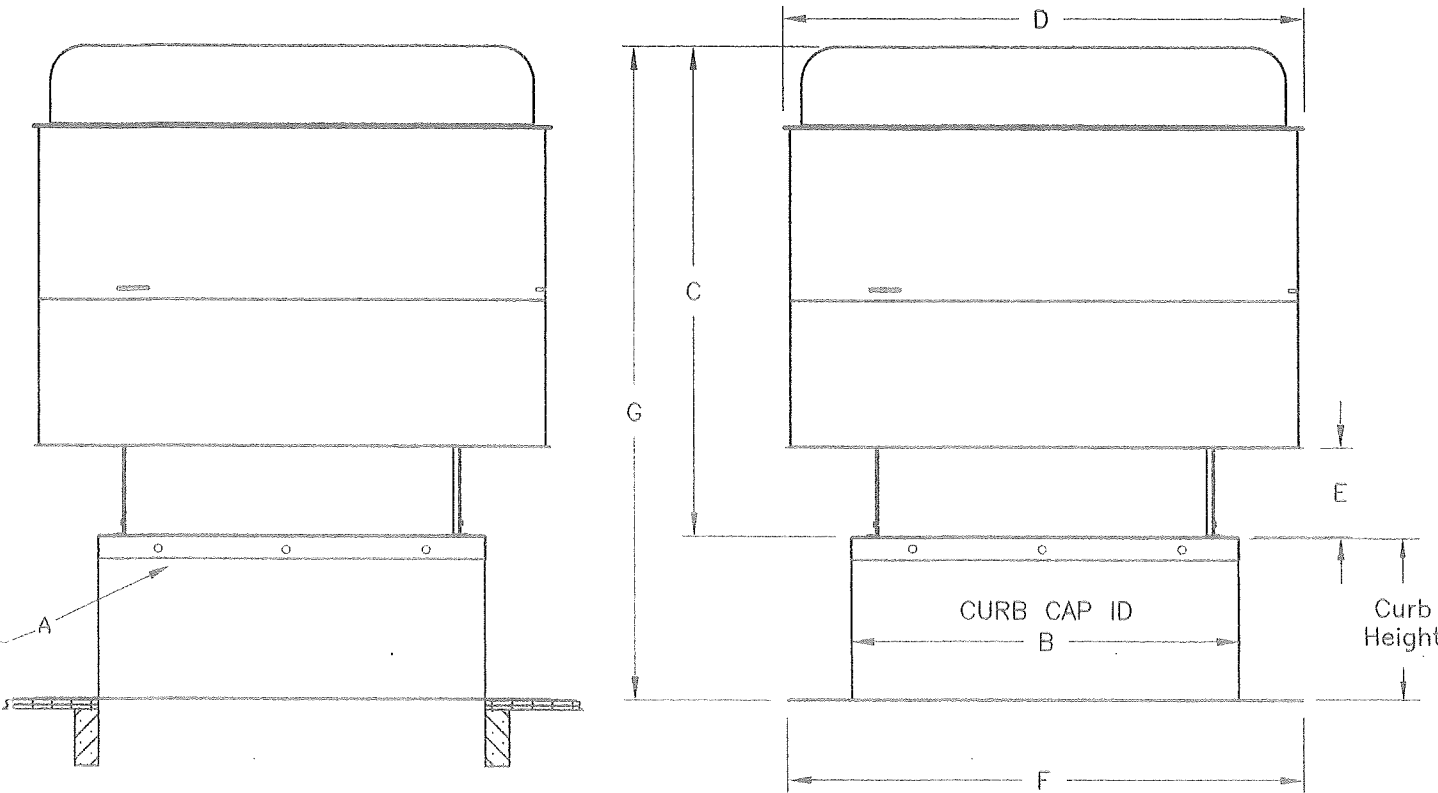


Carlos M. Utrera, P.E.
Product Control Examiner
NOA No. 25-0428.06
Expiration Date: May 5, 2026
Approval Date: May 29, 2025

Large Missile Impact Resistant
Max rated design pressure : +53.0 / -112.0 PSF



Plan View - Installation



Elevation View - Installation


Dimensions (Inches)

- Notes:
- a. This rooftop exhaust fan has been designed to comply with the 2023 FBC ASCE 7-22.
 - b. Roof structure must be designed to withstand the weight and loading transmitted by this rooftop exhaust fan.
 - c. This approval is for the structural capacity of the exterior housing only, it does not include any interior mechanism and/or electrical part.
 - d. This rooftop exhaust fan has not been tested for wind driven rain according to Florida Building Code, TAS 100(A).
 - e. All fasteners must be corrosion resistant.
 - f. Curb by others.

PRODUCT REVISED
as complying with the Florida
Building Code
NOA-No. 25-0428.06
Expiration Date 05/05/2026
By
Miami-Dade Product Control

Richard Boyette, FL PE #42485
Rick Boyette Consulting Inc - CoA #9707
4031 Coconut Blvd
Royal Palm Beach FL 33411
561-790-5766

			Bolt Count		Fan Dimensions (Inches)							Curb Dimensions		Fan + Curb
Model			A	B	C	D	E	F	G (Max)			Curb Height	Curb Material	Weight (lbs.)
PV075	PV085	PV100	12	21.00	23.62	23.67	3.44	29.00	63.62			8 to 42	18 ga. G90 galv.	82
PV120	PV135		12	21.00	26.75	29.38	4.06	29.00	66.75			8 to 42	18 ga. G90 galv.	83
PV150	PV165		12	24.00	30.96	35.14	5.19	32.00	70.96			8 to 42	18 ga. G90 galv.	123
PV180	PV200		16	28.00	35.40	39.60	6.19	36.00	75.40			8 to 42	18 ga. G90 galv.	202
PV220	PV240		20	34.00	38.39	46.49	7.75	42.00	78.39			8 to 42	18 ga. G90 galv.	250



DWG NO. 686760 Sheet 1/3

TITLE PV HURRICANE FANS

MAT'L

DRAFTER TCR DATE 08/10/10

DESIGN ENG. TCR 08/10/10 RELEASED

CHKD BY MFG. SCALE NTS


LET.	REVISION RECORD	BY	CKD.	DATE
A	Added hardware to exploded view and revised table on Sheet 2	BPF	TCR	4/14/11
B	Updated FBC to '2010 FBC SEC 1620.6' on Sheet 1	BPF	TCR	6/28/12
C	UPDATED FBC TO 2014 ON SHEET 1	TCR	TGB	5/28/15
D	REVISED FOR 42" TALL CURBS	TCR	TGB	8/24/15
E	REVISED FOR 2017 FBC	MTJ	AS	4/16/18
F	REVISED FOR 2020 FBC	MTJ	AS	1/21/21
G	REVISED FOR 2023 FBC	MTJ	AS	1/27/25


Acme Engineering & Manufacturing Corp.
1820 N. York Street
Muskogee, OK 74403
918-682-7791

Item#	Qty.	Description	75	85	100	120	135	150
1	1	Hood	.050" aluminum	.050" aluminum	.050" aluminum	.050" aluminum	.050" aluminum	.050" aluminum
2	1	Windband	.080" aluminum	.080" aluminum	.080" aluminum	.080" aluminum	.080" aluminum	.080" aluminum
3	1	Motor						
4	1	Motor Base Support	14 ga. G90 galv.	14 ga. G90 galv.	14 ga. G90 galv.	14 ga. G90 galv.	14 ga. G90 galv.	14 ga. G90 galv.
5	1	Motor Base	14 ga. G90 galv.	14 ga. G90 galv.	14 ga. G90 galv.	14 ga. G90 galv.	14 ga. G90 galv.	14 ga. G90 galv.
6	1	Separator Pan	20 ga. G90 galv.	20 ga. G90 galv.	20 ga. G90 galv.	20 ga. G90 galv.	20 ga. G90 galv.	18 ga. G90 galv.
7	1	Disconnect Switch						
8	2	Birdscreen	.063" aluminum	.063" aluminum	.063" aluminum	.063" aluminum	.063" aluminum	.063" aluminum
9	1	Wheel						
10	1	Curb Cap	.080" aluminum	.080" aluminum	.080" aluminum	.080" aluminum	.080" aluminum	.080" aluminum
11	1	Windband Reinforcement	.080" aluminum	.080" aluminum	.080" aluminum	.080" aluminum	.080" aluminum	.080" aluminum
12	Δ	1/4" -20 Nuts and Bolts	4 Per Flange Union	4 Per Flange Union	4 Per Flange Union	4 Per Flange Union	4 Per Flange Union	5 Per Flange Union

Item#	Qty.	Description	165	180	200	220	240
1	1	Hood	.050" aluminum	.050" aluminum	.050" aluminum	.050" aluminum	.050" aluminum
2	1	Windband	.080" aluminum	.080" aluminum	.080" aluminum	.080" aluminum	.080" aluminum
3	1	Motor					
4	1	Motor Base Support	14 ga. G90 galv.	14 ga. G90 galv.	14 ga. G90 galv.	10 ga. G90 galv.	10 ga. G90 galv.
5	1	Motor Base	14 ga. G90 galv.	14 ga. G90 galv.	14 ga. G90 galv.	10 ga. G90 galv.	10 ga. G90 galv.
6	1	Separator Pan	18 ga. G90 galv.	16 ga. G90 galv.	16 ga. G90 galv.	16 ga. G90 galv.	16 ga. G90 galv.
7	1	Disconnect Switch					
8	2	Birdscreen	.063" aluminum	.063" aluminum	.063" aluminum	.063" aluminum	.063" aluminum
9	1	Wheel					
10	1	Curb Cap	.080" aluminum	.080" aluminum	.080" aluminum	.080" aluminum	.080" aluminum
11	1	Windband Reinforcement	.080" aluminum	.080" aluminum	.080" aluminum	.080" aluminum	.080" aluminum
12	Δ	1/4" -20 Nuts and Bolts	5 Per Flange Union	5 Per Flange Union	5 Per Flange Union	6 Per Flange Union	6 Per Flange Union

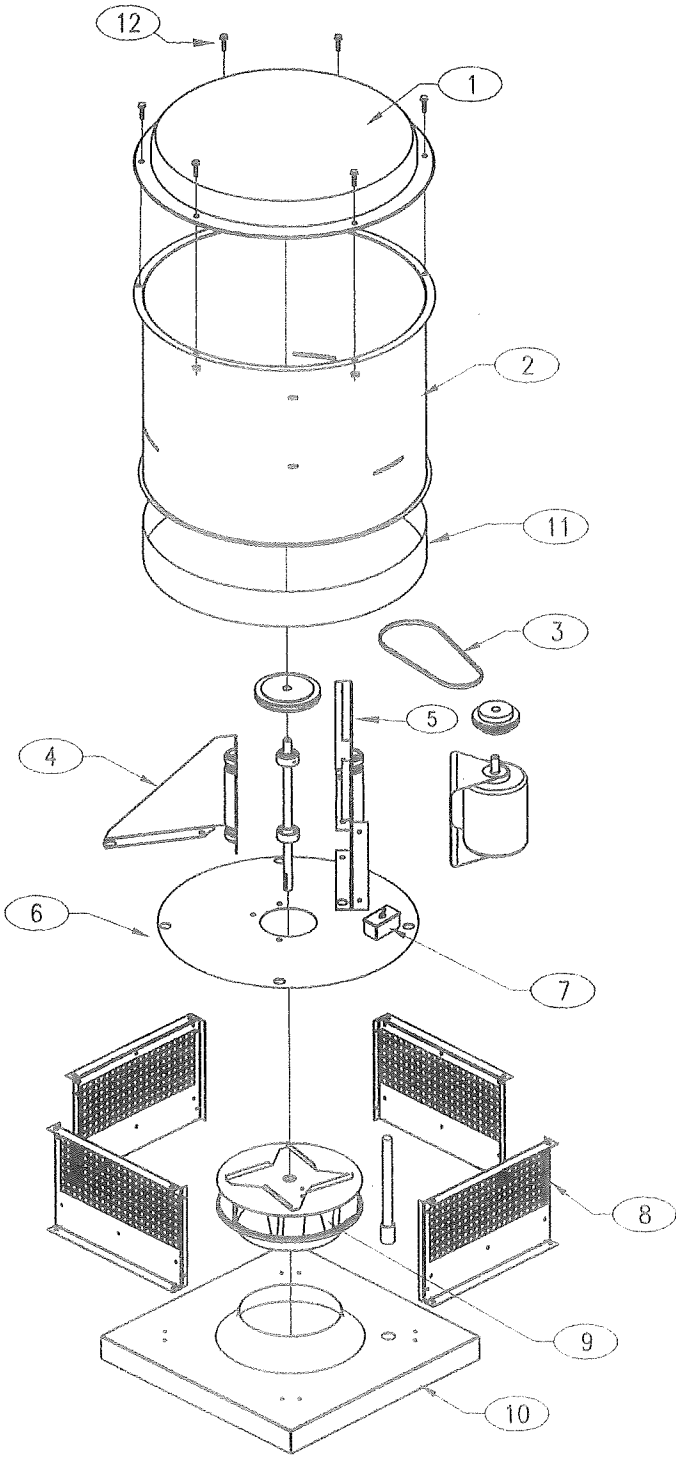
* Steel material gages shown are nominal.
Aluminum thicknesses shown are nominal.
Actual thicknesses will vary in accordance
with industry standard tolerances.

PRODUCT REVISED
as complying with the Florida
Building Code
NOA-No. 25-0428.06
Expiration Date 05/05/2026
By 
Miami-Dade Product Control



Richard Boyette, FL PE #42485
Rick Boyette Consulting Inc - CoA #9707
4031 Coconut Blvd
Royal Palm Beach FL 33411
561-790-5766

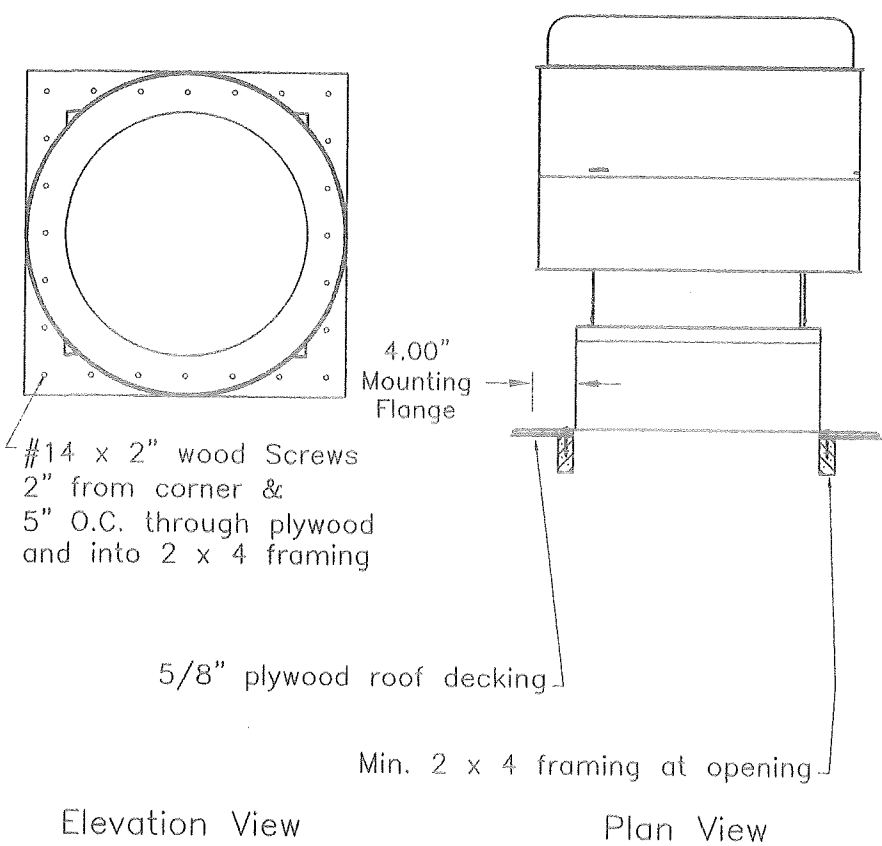
PV075 - PV240 Fans



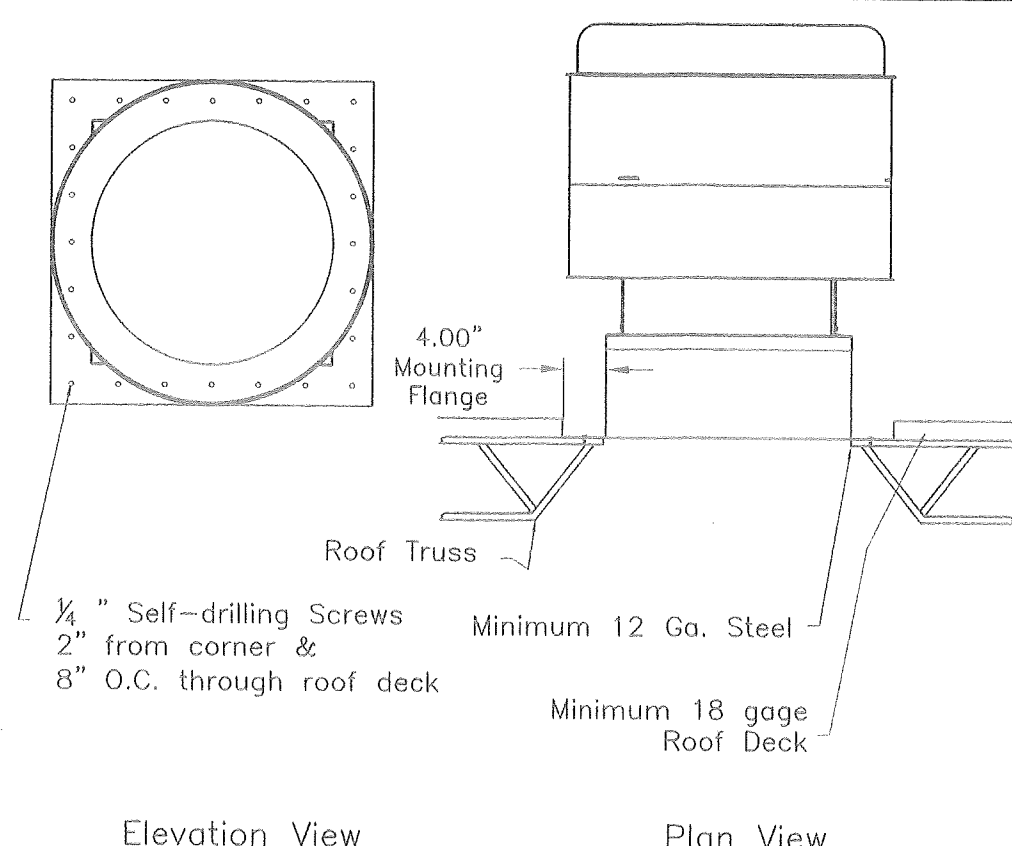
DWG NO.	686760	Sheet 2/3	LET.	REVISION RECORD			BY	CKD.	DATE
TITLE	PV HURRICANE FANS		A	Added hardware to exploded view and revised table on Sheet 2			BPF	TCR	4/14/11
MAT'L			B	Updated FBC to '2010 FBC SEC 1620.6 ' on Sheet 1			BPF	TCR	6/28/12
DRAFTER	TCR	DATE 08/10/10	C	UPDATED FBC TO 2014 ON SHEET 1			TCR	TGB	5/28/15
DESIGN ENG.	TCR 08/10/10	RELEASED	D	REVISED FOR 42" TALL CURBS			TCR	TGB	8/24/15
CHKD BY	MFG.	SCALE NTS	E	REVISED FOR 2017 FBC			MTJ	AS	4/16/18
			F	REVISED FOR 2020 FBC			MTJ	AS	1/21/21
			G	REVISED FOR 2023 FBC			MTJ	AS	1/27/25

Acme Engineering &
Manufacturing Corp.
1820 N. York Street
Muskogee, OK 74403
918-682-7791

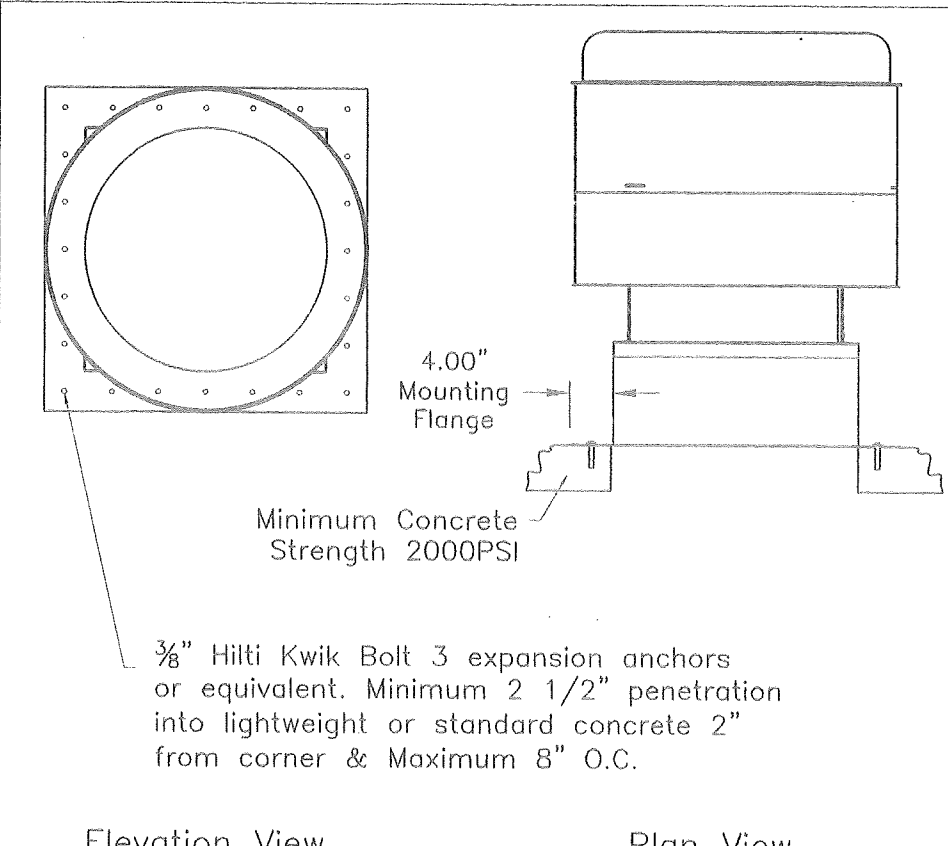
Large Missile Impact Resistant
Max rated design pressure : +53.0 / -112.0 PSF



Wood Deck Installation



Metal Building Installation



Concrete Deck Installation

PRODUCT REVISED
as complying with the Florida
Building Code
NOA-No. 25-0428.06
Expiration Date 05/05/2026
By *[Signature]*
Miami-Dade Product Control

Richard Boyette, FL PE #42485
Rick Boyette Consulting Inc - CoA #9707
4031 Coconut Blvd
Royal Palm Beach FL 33411
561-790-5766

Model			Mounting Flange Dimensions	Installation Type / Bolt Count		
				Wood Deck	Metal Building	Concrete Deck
PV075	PV085	PV100	29" x 29"	28	20	20
PV120	PV135		29" x 29"	32	20	20
PV150	PV165		32" x 32"	36	20	20
PV180	PV200		36" x 36"	44	20	20
PV220	PV240		42" x 42"	48	24	24

RICHARD BOYETTE

42485

STATE OF FLORIDA

PROFESSIONAL ENGINEER

APPROVED

MAR 10 2025

DWG NO. 686760 Sheet 3/3

TITLE PV Hurricane Fans

MAT'L

DRAFTER TCR

DATE 04/12/10

DESIGN ENG. TCR 04/12/10

RELEASED

CHKD BY

MFG.

SCALE NTS

LET.	REVISION RECORD	BY	CKD.	DATE
A	Added hardware to exploded view and revised table on Sheet 2	BPF	TCR	4/14/11
B	Updated FBC to '2010 FBC SEC 1620.6' on Sheet 1	BPF	TCR	6/28/12
C	UPDATED FBC TO 2014 ON SHEET 1	TCR	TGB	5/28/15
D	REVISED FOR 42" TALL CURBS	TCR	TGB	8/24/15
E	REVISED FOR 2017 FBC	MTJ	AS	4/16/18
F	REVISED FOR 2020 FBC	MTJ	AS	1/21/21
G	REVISED FOR 2023 FBC	MTJ	AS	1/27/25

Acme Engineering & Manufacturing Corp.
1820 N. York Street
Muskogee, OK 74403
918-682-7791