MIAMI-DADE COUNTY
DEPARTMENT OF REGULATORY AND ECONOMIC RESOURCES (RER)
BOARD AND CODE ADMINISTRATION DIVISION

MIAMI-DADE COUNTY
PRODUCT CONTROL SECTION
11805 SW 26 Street, Room 208
Miami, Florida 33175-2474
T (786) 315-2590 F (786) 315-2599
www.miamidade.gov/economy

NOTICE OF ACCEPTANCE (NOA)

Ring Power Corporation DBA Phoenix Products
1544 East 8th Street
Jacksonville, Florida 32206

SCOPE:
This NOA is being issued under the applicable rules and regulations governing the use of construction materials. The documentation submitted has been reviewed and accepted by Miami-Dade County RER- Product Control Section to be used in Miami Dade County and other areas where allowed by the Authority Having Jurisdiction (AHJ).

This NOA shall not be valid after the expiration date stated below. The Miami-Dade County Product Control Section (In Miami Dade County) and/or the AHJ (in areas other than Miami Dade County) reserve the right to have this product or material tested for quality assurance purposes. If this product or material fails to perform in the accepted manner, the manufacturer will incur the expense of such testing and the AHJ may immediately revoke, modify, or suspend the use of such product or material within their jurisdiction. RER reserves the right to revoke this acceptance if it is determined by Miami-Dade County Product Control Section that this product or material fails to meet the requirements of the applicable building code.

This product is approved as described herein and has been designed to comply with the High Velocity Hurricane Zone of the Florida Building Code.

DESCRIPTION: **Generator Enclosure Components**

APPROVAL DOCUMENT: Drawing No. 09-7257, titled " Miami-Dade NOA HVHZ Enclosure ", sheets 1 through 13 of 13, prepared by McCall & Young Engineering, LLC, last revision #8 dated Mar. 25, 2024, signed and sealed by James L. McCall, P.E., on Apr. 05, 2024, bearing the Miami-Dade County Product Control Revision stamp with the Notice of Acceptance number & expiration date by the Miami-Dade County Product Control Section

MISSILE IMPACT RATING: **Large and Small Missile Impact Resistant**

LABELING: Each unit shall bear a permanent label with the manufacturer's name or logo, Jacksonville, FL or Oakdale, CA, and the following statement: "Miami-Dade County Product Control Approved", unless otherwise noted herein.

RENEWAL of this NOA shall be considered after a renewal application has been filed and there has been no change in the applicable building code negatively affecting the performance of this product.

TERMINATION of this NOA will occur after the expiration date or if there has been a revision or change in the materials, use, and/or manufacture of the product or process. Misuse of this NOA as an endorsement of any product, for sales, advertising or any other purposes shall automatically terminate this NOA. Failure to comply with any section of this NOA shall be cause for termination and removal of NOA.

ADVERTISEMENT: The NOA number preceded by the words Miami-Dade County, Florida, and followed by the expiration date may be displayed in advertising literature. If any portion of the NOA is displayed, then it shall be done in its entirety.

INSPECTION: A copy of this entire NOA shall be provided to the user by the manufacturer or its distributors and shall be available for inspection at the job site at the request of the Building Official.

This NOA **revises NOA #21-0903.01** and consists of this page 1, evidence submitted pages E-1, E-2 & E-3 as well as approval document mentioned above.
The submitted documentation was reviewed by **Helmy A. Makar, P.E., M.S.**

MIAMI-DADE COUNTY APPROVED

Helmy A. Makar
10/30/25

NOA No. 25-1020.02
Expiration Date: 09/22/2026
Approval Date: 10/30/2025

Ring Power Corporation DBA Phoenix Products

NOTICE OF ACCEPTANCE: EVIDENCE SUBMITTED

1. EVIDENCE SUBMITTED UNDER PREVIOUS APPROVAL #09-1216.04

A. DRAWINGS

1. *Drawing No. 09-7257, titled " Miami-Dade NOA HVHZ Enclosure ", sheets 1 through 13 of 13, prepared by McCall Engineering, LLC, last revision dated September 12, 2011, signed and sealed by John K. McCall, P.E., on September 12, 2011.*

B. TESTS

1. *Test reports on 1)Uniform Static Air Pressure Test per TAS-202, 2) Large Missile Impact Test per TAS-201, 3) Cyclic Wind Pressure Loading per TAS-203, along with marked-up drawings and installation diagram of **Aluminum Grate**, prepared by Certified Testing Laboratories, Test Report No. **CTLA 1962W-4**, dated 07/07/09, signed and sealed by Ramesh Patel, P.E.*
2. *Test reports on 1)Uniform Static Air Pressure Test per TAS-202, 2) Large Missile Impact Test per TAS-201, 3) Cyclic Wind Pressure Loading per TAS-203, along with marked-up drawings of **Aluminum Roof Panel Assembly**, prepared by Certified Testing Laboratories, Test Report No. **CTLA 1962W-3**, dated 07/07/09, signed & sealed by Ramesh Patel, P.E.*
3. *Test reports on ASTM 72, along with marked-up drawings and installation diagram of **Aluminum Panel End Wall Assembly**, prepared by Certified Testing Laboratories, Test Report No. **CTLA 1962W-2**, dated 07/07/09, signed and sealed by Ramesh Patel, P.E.*
4. *Test reports on 1)Uniform Static Air Pressure Test per TAS-202, 2) Large Missile Impact Test per TAS-201, 3) Cyclic Wind Pressure Loading per TAS-203, along with marked-up drawings of **Aluminum Panel End Wall Assembly**, prepared by Certified Testing Laboratories, Test Report No. **CTLA 1962W-1**, dated 07/07/09, signed and sealed by Ramesh Patel, P.E.*
5. *Test reports on Uniform Static Air Pressure Test per TAS-202, with marked-up drawings of **Aluminum Wall Panel with Door Opening**, prepared by Certified Testing Laboratories, Test Report No. **CTLA 1962WR**, dated 07/07/09, signed and sealed by Ramesh Patel, P.E.*

C. CALCULATIONS

1. *Calculation of Generator Enclosure Components, prepared by John K. McCall, P.E., dated 12/17/10, signed and sealed by John K. McCall, P.E.*

D. QUALITY ASSURANCE

1. *By Miami-Dade County Building and Neighborhood Compliance Department.*

E. MATERIAL CERTIFICATIONS

1. *None.*

F. STATEMENTS

1. *Statement letter of no financial interest in Phoenix Products or Certified Testing laboratories, dated 10/14/09, signed & sealed by John k. McCall, P.E.*

Helmy A. Makar, P.E., M.S.
Product Control Section Supervisor
NOA No. 25-1020.02
Expiration Date: 09/22/2026
Approval Date: 10/30/2025

NOTICE OF ACCEPTANCE: EVIDENCE SUBMITTED

2. EVIDENCE SUBMITTED UNDER PREVIOUS APPROVAL #16-0811.03

A. DRAWINGS

1. *Drawing No. 09-7257, titled " Miami-Dade NOA HVHZ Enclosure ", sheets 1 through 13 of 13, prepared by McCall & Young Engineering, LLC, last revision dated July 15, 2016, signed and sealed by John K. McCall, P.E., on July 26, 2016.*

B. TESTS

1. *None.*

C. CALCULATIONS

1. *None.*

D. QUALITY ASSURANCE

1. *By Miami-Dade County Department of Regulatory and Economic Resources.*

E. MATERIAL CERTIFICATIONS

1. *None.*

F. STATEMENTS

1. *Statement letter of compliance with FBC, 2014 Edition, issued by McCall & Young Engineering, LLC, dated July 26, 2016, signed and sealed by John K. McCall, P.E., on July 26, 2016.*

3. EVIDENCE SUBMITTED UNDER PREVIOUS APPROVAL #18-0430.09

A. DRAWINGS

1. *Drawing No. 09-7257, titled " Miami-Dade NOA HVHZ Enclosure ", sheets 1 through 13 of 13, prepared by McCall & Young Engineering, LLC, last revision dated Dec. 04, 2017, signed and sealed by John K. McCall, P.E., on Jan. 04, 2018.*

B. TESTS

1. *None.*

C. CALCULATIONS

1. *None.*

D. QUALITY ASSURANCE

1. *By Miami-Dade County Department of Regulatory and Economic Resources.*

E. MATERIAL CERTIFICATIONS

1. *None.*

F. STATEMENTS

1. *Statement letter of compliance with FBC, 2017 Edition, issued by McCall & Young Engineering, LLC, dated JAN. 05, 2018, signed and sealed by John K. McCall, P.E.*

Helmy A. Makar, P.E., M.S.
Product Control Section Supervisor
NOA No. 25-1020.02
Expiration Date: 09/22/2026
Approval Date: 10/30/2025

NOTICE OF ACCEPTANCE: EVIDENCE SUBMITTED

4. EVIDENCE SUBMITTED UNDER PREVIOUS APPROVAL #21-0903.01

A. DRAWINGS

1. None.

B. TESTS

1. None.

C. CALCULATIONS

1. None.

D. QUALITY ASSURANCE

1. By Miami-Dade County Department of Regulatory and Economic Resources.

E. MATERIAL CERTIFICATIONS

1. None.

F. STATEMENTS

1. Statement letter of compliance with FBC, 2020 Edition, issued by McCall & Young Engineering, LLC, dated 02/19/2021, signed and sealed by James L McCall, P.E.

5. NEW EVIDENCE SUBMITTED

A. DRAWINGS

1. Drawing No. 09-7257, titled " Miami-Dade NOA HVHZ Enclosure ", sheets 1 through 13 of 13, prepared by McCall & Young Engineering, LLC, last revision #8 dated Mar. 25, 2024, signed and sealed by James L. McCall, P.E., on Apr. 05, 2024.

B. TESTS

1. None.

C. CALCULATIONS

1. None.

D. QUALITY ASSURANCE

1. By Miami-Dade County Department of Regulatory and Economic Resources.

E. MATERIAL CERTIFICATIONS

1. None.

F. STATEMENTS

1. Statement letter of compliance with FBC, 2023 Edition, issued by McCall Engineering, LLC, dated 04/05/2024, signed and sealed by James L McCall, P.E.

Helmy A. Makar, P.E., M.S.
Product Control Section Supervisor
NOA No. 25-1020.02
Expiration Date: 09/22/2026
Approval Date: 10/30/2025

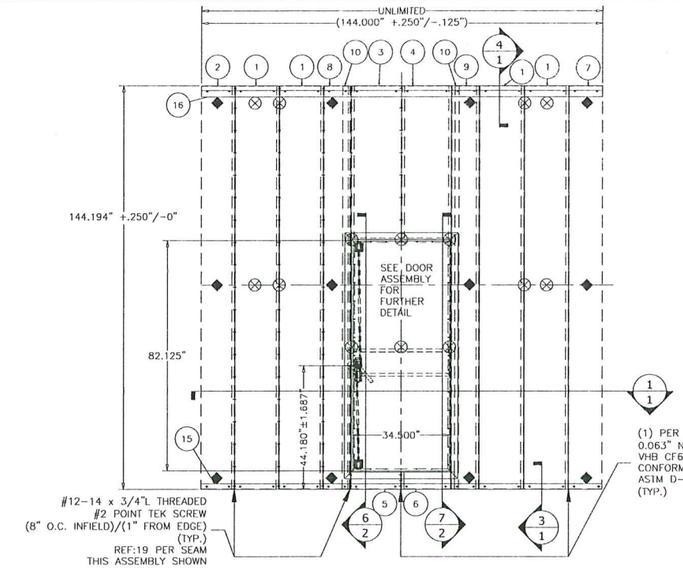

EXTERIOR ELEVATION – WALL SECTION W/ DOOR ASSEMBLY
SCALE: 1/2" = 1'-0"

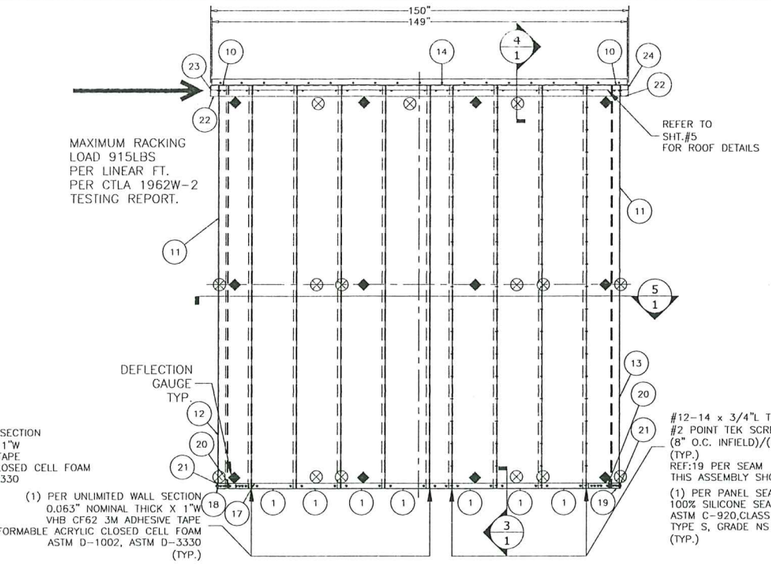

EXTERIOR ELEVATION – END WALL ASSEMBLY
SCALE: 1/2" = 1'-0"

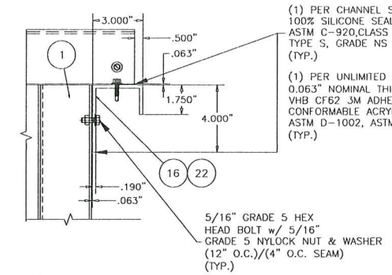

4/1 TOP CHANNEL TO WALL PANEL

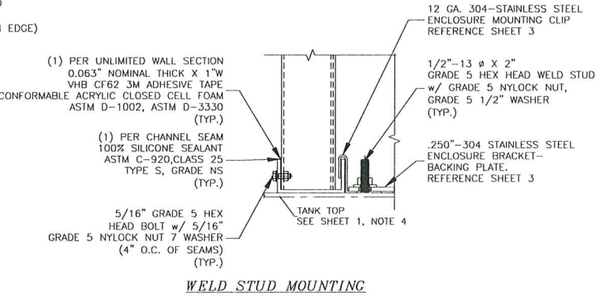

WELD STUD MOUNTING
BASE CHANNEL TO WALL PANEL

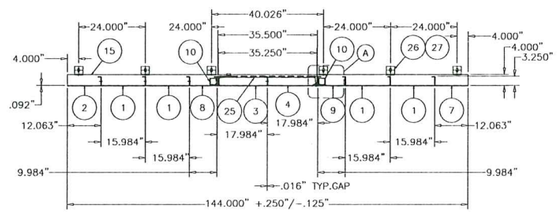

1/1 SECTION VIEW
DOOR WALL SECTION ASSEMBLY

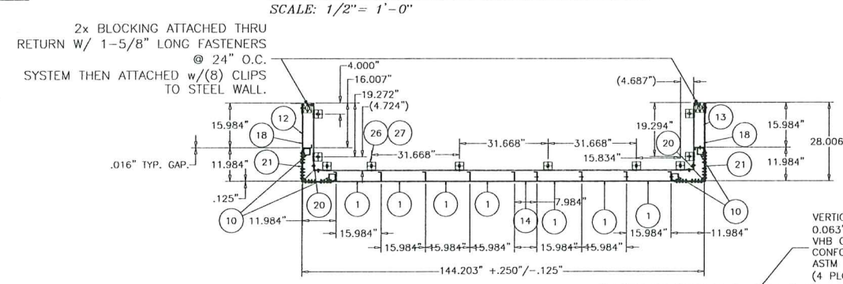

5/1 SECTION VIEW
END WALL ASSEMBLY

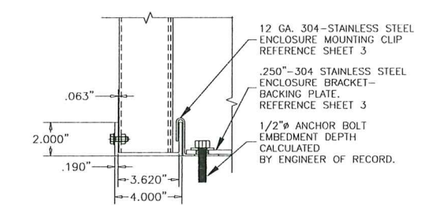

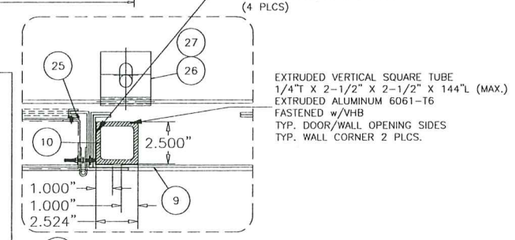

A DETAIL
VERTICAL TUBE

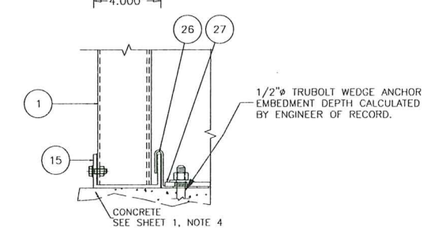

ANCHORED MOUNTING
BASE CHANNEL TO WALL PANEL

3/1 MOUNTING CHANNEL OPTIONS
FOR REFERENCE ONLY-SEE SHEET 1, NOTE 4

NOTES:

1. THESE PRODUCT EVALUATION DOCUMENTS REPRESENT A MODULAR WALL PANEL COMPONENT SYSTEM DESIGNED AND TESTED IN ACCORDANCE WITH THE PROVISIONS FOR THE HIGH VELOCITY HURRICANE ZONE (HVHZ) OF THE 2023 FLORIDA BUILDING CODE AND MEETS THE LARGE MISSILE IMPACT REQUIREMENTS.
2. PRODUCT TESTING WAS TO TAS 201, TAS 202 (STRUCTURAL ONLY) AND TAS 203 PROTOCOLS WHERE AXIAL LOADS WERE NOT CONSIDERED.
   A. CTLA 1962WR WALL PANEL SYSTEM WITH DOOR OPENING
   B. CTLA 1962W-1 END WALL PANEL SYSTEM
   C. CTLA 1962W-2 END WALL PANEL SYSTEM (ASTM E-72)
   D. CTLA 1962W-3 ROOF PANEL SYSTEM
   E. CTLA 1962W-4 GRATE SYSTEM
3. THE STRUCTURAL INTEGRITY OF THE SUPPORTING STRUCTURE TO WHICH THESE PANELS ARE ATTACHED IS NOT A PART OF THIS PRODUCT APPROVAL.
4. THE ATTACHMENT OF WALL PANEL ASSEBLIES/DOOR PANEL ASSEBLIES/ROOF PANEL ASSEMBLIES TO THE BUILDING SUBSTRATE IS NOT A PART OF THIS PRODUCT APPROVAL. ALL ATTACHMENT OF COMPONENTS TO SUBSTRATE OR SIMILAR APPROVED WALL COMPONENT IS NOT A PART OF THIS PRODUCT APPROVAL. ALL CONNECTIONS SHALL BE PERFORMED BY A LICENSED PROFESSIONAL.
5. DESIGN WIND AND LIVE LOADS SHALL BE DETERMINED IN ACCORDANCE WITH CHAPTER 16 OF THE 2023 FLORIDA BUILDING CODE.
6. BUILDING DIMENSIONS, DETAILS, UPLIFT, OVERTURNING, FOUNDATION, ROOF AND OTHER ELEMENTS WHERE WALL PANELS WILL BE INSTALLED SHALL BE DESIGNED BY A FLORIDA REGISTERED PROFESSIONAL ENGINEER OR ARCHITECT.
7. THESE DOCUMENTS REPRESENT A GENERIC SYSTEM AND ARE NOT PREPARED FOR ANY SPECIFIC SITE.
8. ALTERATIONS OR ADDITIONS TO THIS DOCUMENT ARE NOT PERMITTED.
9. COMBINATION WALL PANEL SHALL BE SHEET ALUMINUM 5052-H32 ALLOY WITH A MINIMUM THICKNESS OF .125".
10. DOOR FRAME COMPONENTS SHALL BE ALUMINUM 5052-H32 ALLOY WITH A MINIMUM THICKNESS OF .125".
11. COMBINATION ROOF PANELS SHALL BE SHEET ALUMINUM 5052-H32 ALLOY WITH A MINIMUM THICKNESS OF .125".
12. ALL SCREWS AND OTHER FASTENERS SHALL BE CORROSION RESISTANT.

DRAWING SET OUTLINE:

SHEET C1:	WALL ASSEMBLY & MOUNTING DETAILS
SHEET BOM:	BILL OF MATERIALS
SHEET A1:	DOOR ASSEMBLY, DOOR FRAME, DETAILS
SHEET A1-1:	DOOR ASSEMBLY, DOOR FRAME, DETAILS
SHEET A2:	DOOR DETAILS, WALL DETAILS
SHEET A3:	ROOF TEST ASSEMBLY, ROOF TESTING DETAILS, END WALL ROOF ASSEMBLY
SHEET A4:	DISCHARGE GRATE, ENCLOSURE ATTACHMENT DETAILS
SHEET COMP1:	WALL PANEL COMPONENT DETAILS 1
SHEET COMP2:	WALL PANEL COMPONENT DETAILS 2
SHEET COMP3:	WALL PANEL & ROOF PANEL COMPONENT DETAILS
SHEET COMP4:	ROOF PANEL & GRATE PANEL COMPONENT DETAILS
SHEET COMP5:	C-CHANNEL, J-CHANNEL, BRACKET DETAILS
SHEET COMP6:	DOOR COMPONENT DETAIL

PRODUCT REVISED
as complying with the Florida Building Code
Acceptance No 25-1020.02
Expiration Date 09/22/2026
By
Miami Dade Product Control

James L McCall

Digitally signed by James L McCall
DN: c=US, o=Florida, dnQualifier=A01410D0001869384720D0000D16C, cn=James L McCall
Date: 2024.04.05 10:51:36 -04'00'

MAXIMUM RACKING LOAD 915 LB/LINEAR FT.

DESIGN PRESSURE RATING	IMPACT RATING
+/- 60 PSF	LARGE MISSILE IMPACT

MCCALL ENGINEERING, LLC
6849 ENERGY COURT
SARASOTA, FL 34240
TEL: 941-907-9126
FAX: 941-296-8227
FBPE #26008

JAMES L. MCCALL LICENSE No. 84553 STATE OF FLORIDA PROFESSIONAL ENGINEER

THIS ITEM HAS BEEN ELECTRONICALLY SIGNED AND SEALED BY JAMES L. MCCALL, PE ON APRIL 5, 2024 USING A DIGITAL SIGNATURE. PRINTED COPIES OF THIS DOCUMENT ARE NOT CONSIDERED SIGNED AND SEALED AND THE SIGNATURE MUST BE VERIFIED ON ANY ELECTRONIC COPIES.

REV#	DESCRIPTION	BY	DATE
REV01	REV'D SHT#1 TO SHOW MAX. LOAD TEST RESULTS FROM CTL	HSK	01.24.11
REV02	REV'D MAX. LOAD TEST RESULTS TO SHOWN RACK LOADS	CWM	05.31.11
REV03	REVISED DWGS TO MATCH CTL LABS SUBMITTED DWGS	CWM	06.30.11
REV04	REVISED DWGS PER MIAMI-DADE MARKUPS.	CWM	09.12.11
REV05	UPDATED "NOTES" TO FBC 2014, UPDATED TITLE BLOCK	JTN	07.15.16
REV06	UPDATED "NOTES" TO FBC 2017, UPDATED TITLE BLOCK	RCH	12.14.17
REV07	UPDATED "NOTES" TO FBC 2020, UPDATED TITLE BLOCK	A.M.	02/19/21
REV08	UPDATED "NOTES" TO FBC 2023, UPDATED TITLE BLOCK	A.M.	03/25/24

TITLE PROJECT TYPE: WALL ASSEMBLY & MOUNTING DETAILS / D.P. CHART
TANK ABOVE ☐ FG-625 ☐ EG-013
FLORIDA S.E.P. CERTIFICATION NO. 52545 EG-013

RING POWER CORPORATION DBA PHOENIX PRODUCTS
1544 EAST 8TH STREET PH.904.354.1858
JACKSONVILLE, FL 32206 FAX.904.354.7929

JOB# 09-2237
DRAWN BY: HSK
CHECKED BY:
DATE: 03.25.09
SCALE:

RING POWER CORPORATION dba PHOENIX PRODUCTS
JACKSONVILLE, FLORIDA 32206
MIAMI-DADE NOA
HVHZ ENCLOSURE

Phoenix Products

SHEET: C1
1 OF 13

B.O.M.

ITEM	QTY	DESCRIPTION	MATERIAL	NOMIAL SIZE	LOCATION
1	11	WALL PANEL	.125" ALUMINUM 5052-H32	16"W NOMINAL X 144"L X 3"D	WALL ASSEMBLY
2	1	WALL PANEL	.125" ALUMINUM 5052-H32	12"W NOMINAL X 144"L X 3"D	WALL ASSEMBLY
3	1	WALL PANEL DOOR HEADER #1	.125" ALUMINUM 5052-H32	18"W NOMINAL X 54-5/8"L X 3"D	WALL ASSEMBLY
4	1	WALL PANEL DOOR HEADER #2	.125" ALUMINUM 5052-H32	18"W NOMINAL X 54-5/8"L X 3"D	WALL ASSEMBLY
5	1	WALL PANEL DOOR FOOTER #1	.125" ALUMINUM 5052-H32	18"W NOMINAL X6"L X 3"D	WALL ASSEMBLY
6	2	WALL PANEL DOOR FOOTER #2	.125" ALUMINUM 5052-H32	18"W NOMINAL X 6"L X 3"D	WALL ASSEMBLY
7	1	WALL PANEL	.125" ALUMINUM 5052-H32	12"W NOMINAL X 144"L X 3"D	WALL ASSEMBLY
8	1	WALL PANEL DOOR CONNECTOR #1	.125" ALUMINUM 5052-H32	10"W NOMINAL X 144"L X 3"D	WALL ASSEMBLY
9	1	WALL PANEL DOOR CONNECTOR #2	.125" ALUMINUM 5052-H32	10"W NOMINAL X 144"L X 3"D	WALL ASSEMBLY
10	6	VERTICAL TUBE SUPPORT	ALUMINUM 6061-T6	2-1/2" SQUARE X 1/4"T	WALL ASSEMBLY
11	2	CORNER WALL PANEL	.125" ALUMINUM 5052-H32	12"W X 12"W X144"L X 3"D	WALL ASSEMBLY
12	1	WALL PANEL RETURN FLANGE	.125" ALUMINUM 5052-H32	12"W NOMINAL X 144"L X 3"D	WALL ASSEMBLY
13	1	WALL PANEL RETURN FLANGE	.125" ALUMINUM 5052-H32	12"W NOMINAL X 144"L X 3"D	WALL ASSEMBLY
14	1	WALL PANEL	.125" ALUMINUM 5052-H32	8"W NOMINAL X 144"L X 3"D	WALL ASSEMBLY
15	1	BOTTOM C-CHANNEL	.190" EXTRUDED ALUMINUM 6061-T6	STANDARD PART	WALL ASSEMBLY
16	1	TOP J-CHANNEL	.190" EXTRUDED ALUMINUM 6061-T6	STANDARD PART	WALL ASSEMBLY
17	1	BOTTOM C-CHANNEL	.190" EXTRUDED ALUMINUM 6061-T6	STANDARD PART	WALL ASSEMBLY
18	1	BOTTOM C-CHANNEL RETURN	.190" EXTRUDED ALUMINUM 6061-T6	STANDARD PART	WALL ASSEMBLY
19	1	BOTTOM C-CHANNEL RETURN	.190" EXTRUDED ALUMINUM 6061-T6	STANDARD PART	WALL ASSEMBLY
20	4	INTERIOR CORNER BRACKET	.187" ALUMINUM 6061-T6	2.625" W X 1.875"H X.1875"T	WALL ASSEMBLY
21	2	EXTERIOR CORNER BRACKET	.187" ALUMINUM 6061-T6	11.528" W X 1.875"H X.1875"T	WALL ASSEMBLY
22	1	TOP J-CHANNEL	.190" EXTRUDED ALUMINUM 6061-T6	STANDARD PART	WALL ASSEMBLY
23	1	TOP J-CHANNEL RETURN	.190" EXTRUDED ALUMINUM 6061-T6	STANDARD PART	WALL ASSEMBLY
24	1	TOP J-CHANNEL RETURN	.190" EXTRUDED ALUMINUM 6061-T6	STANDARD PART	WALL ASSEMBLY
25	1	36"W X 82"H EXT. DOOR w/3 POINT HARDWARE	.125" ALUMINUM 5052-H32	STANDARD ASSEMBLY	WALL ASSEMBLY
26	16	ENCLOSURE TIE DOWN BRACKET	12 GA.-304 ASTM A240 STAINLESS STEEL	STANDARD PART	WALL ATTACHMENT
27	16	ENCLOSURE BRACKET BACKING PLATE	.250" 304 ASTM A240 STAINLESS STEEL	STANDARD PART	WALL ATTACHMENT BACKING
28	1	DOOR FRAME ASSEMBLY	.125" ALUMINUM 5052-H32	40.500"W X 3.375"D X 87.875"H	DOOR ASSEMBLY
29	2	DOOR FRAME JAMB	.125" ALUMINUM 5052-H32	87.875"W X 3.500"D X 3.500"H	DOOR FRAME ASSEMBLY
30	2	DOOR FRAME JAMB	.125" ALUMINUM 5052-H32	40.500"W X 3.500"D X 3.500"H	DOOR FRAME ASSEMBLY
31	1	DOOR PANEL OUTER SKIN	.125" ALUMINUM 5052-H32	34.375"W X .125"T X 82.000"H	DOOR ASSEMBLY
32	1	INTERNAL DOOR BRACE	.125" ALUMINUM 5052-H32	9.750"W X .125"T X 34.500" X 2.750"D	DOOR ASSEMBLY
33	1	DOOR PANEL INNER SKIN	.125" ALUMINUM 5052-H32	34.375"W X .125"T X 82.062"H	DOOR ASSEMBLY
34	1	EXTERIOR DOOR HANDLE	PRT#73NS SS,1/2"SQ,4-17/32"SS SHANK,SP	ALLEGIS	DOOR HARDWARE
35	1	INTERIOR DOOR FLATBAR GUIDE	PRT#311-36 ZN	ALLEGIS	DOOR HARDWARE
36	1	INTERIOR DOOR FLATBAR GUIDE	PRT#311-36 ZN	ALLEGIS	DOOR HARDWARE
37	2	INTERIOR DOOR LATCH BOLT	PRT#311-53 ZN	ALLEGIS	DOOR HARDWARE
38	1	DOOR HINGE	PRT# A093048-669A	ALLEGIS 1.500" X 1.500" (FULL OPEN) X .090"T X 82.00"H	DOOR ASSEMBLY
39	1	3RD POINT INTERIOR DOOR LATCH OVER RIDE	PRT#311-50 ZN	ALLEGIS	DOOR HARDWARE
40	1	INTERIOR OVER RIDE HANDLE	PRT#311-51 ZN	ALLEGIS	DOOR HARDWARE
41	1	EXTERIOR CONTROL DANE	PRT#9957L (NOA RATING# 08-0115.02)	VON DUPRIN	DOOR HARDWARE PANIC OPTION.
42	1	3-POINT SURFACE MOUNT PANIC PUSH BAR ASSEMBLY	PRT#9957 (NOA RATING# 08-0115.02)	VON DUPRIN	DOOR HARDWARE PANIC OPTION.
43	1	U.L. LISTED DOOR CLOSER	PRT# SC 61 XAL	MONARCH	DOOR HARDWARE
44	1	HARDWARE BACKING PLATE	.250" ALUMINUM 6061-T6	2.250"W X 8.500"L X .250"T	DOOR ASSEMBLY
45	1	HARDWARE BACKING PLATE	.125" ALUMINUM 5052-H32	2.250"W X 8.500"L X .125"T	DOOR ASSEMBLY
46	1	HARDWARE BACKING PLATE	.250" ALUMINUM 6061-T6	2.250"W X 8.50"L +/-.250"	DOOR ASSEMBLY
47	1	TOP/BOTTOM LATCH BACKING PLATE	.125" ALUMINUM 5052-H32	3.0625"W X 3.0625"L	DOOR ASSEMBLY
48	1	UL RECOGNIZED SEAL PROFILE	PRT#427045	ALLEGIS (19'-.750"L)	DOOR FRAME SEAL
49	1	ROOF STARTER PANEL	.125" ALUMINUM 5052-H32	149.000"W X 3.250"H X 12.984"L	ROOF ASSEMBLY
50	4	ROOF PANEL	.125" ALUMINUM 5052-H32	149.000"W X 3.250"H X 15.984"L	ROOF ASSEMBLY
51	1	ROOF END PANEL	.125" ALUMINUM 5052-H32	149.000"W X 3.250"H X 12.984"L	ROOF ASSEMBLY
52	1	ROOF STARTER PANEL	.125" ALUMINUM 5052-H32	149.000"W X 3.250"H X 14.504"L	ROOF ASSEMBLY
53	2	ROOF TEST ASSEMBLY J-CHANNEL	.190" EXTRUDED ALUMINUM 6061-T6	90.984"L +.250"/-0"	WALL ASSEMBLY
54	4	ENCLOSURE TIE DOWN BRACKET #2	12 GA.-304 ASTM A240 STAINLESS STEEL	STANDARD PART	WALL ATTACHMENT
55	4	EXTERIOR SUPPORT STRUCTURE TIE BRACKET	.250" ALUMINUM 6061-T6	4.937"W X 5.181"L X .250"T	WALL ATTACHMENT
56	1	BAR GRATING	ALUMINUM 6063-T6 (PRT#GIA 175)	McNICHOLS 36"W X 144"L	DISCHARGE
57	2	FLAT BAR	ALUMINUM 6061-T6	2"W X 36"L X .250"T	GRATING ATTACHMENT
58	5	HORIZONTAL ROOF PANEL SUPPORT	.125" ALUMINUM 5052-H32	3"W X 17.149"L +/-.250"	ROOF ASSEMBLY
59	5	HORIZONTAL ROOF PANEL SUPPORT	.125" ALUMINUM 5052-H32	3"W X 65.188"L +/-.250"	ROOF ASSEMBLY

FASTENER SCHEDULE

ITEM	DESCRIPTION	MATERIAL
5/16"-18X1.25" GRADE 5 HEX HEAD BOLT w/GRADE 5 NYLOCK NUT	CHANNEL BRACKET CONNECTIONS	BOLT: GRADE 5 PER SAE J429 NUT: IFI 100/107 GRADE A WASHER: GRADE 5
5/16"-18X1" GRADE 5 HEX HEAD BOLT w/GRADE 5 NYLOCK NUT	PANEL CONNECTIONS CHANNEL CONNECTIONS	BOLT: GRADE 5 PER SAE J429 NUT: IFI 100/107 GRADE A WASHER: GRADE 5
3/8"-16X1-1/2" GRADE 5 HEX HEAD BOLT w/GRADE 5 NYLOCK NUT	CHANNEL CONNECTIONS	BOLT: GRADE 5 PER SAE J429 NUT: IFI 100/107 GRADE A WASHER: GRADE 5
.250"-14 x 1"L THREADED #3 POINT TEK SCREW	PANEL CONNECTIONS	SCREW: CASE-HARDENED C1016-C1024 STAINLESS STEEL C34 SURFACE HARDNESS WASHER: 410 STAINLESS STEEL w/EPDM BONDED TO METAL
#10-24 X 1"L HEX HEAD BOLT W/GRADE 5 NYLOCK NUT W/GRADE 5 WASHER	DOOR HINGE CONNCTIONS	BOLT: ASME B18.2.1 CLASS 2A FIT ROCKWELL HARDNESS B80 NUT: IFI 100/107 GRADE A WASHER: GRADE 5
3M VHB CV62F ADHESIVE TAPE	PANEL CONNECTIONS DOOR FRAME INSTALLATION CHANNEL INSTALLATION SUPPORT TUBE CONNECTION	ADHESIVE CONFORMABLE ACRYLIC CLOSED CELL FOAM ASTM D-1002, ASTM D-3330
.188"ø X .560" POP-RIVET	DOOR PANEL CONNECTIONS	5052 ALUMINUM IFI 114. SHEAR 260 LBS. TENSILE STRENGTH 320 LBS.

PRODUCT REVISED
as complying with the Florida
Building Code
Acceptance No 25-1020.02
Expiration Date 09/22/2026
By
Miami Dade Product Control

JAMES L. McCALL LICENSE No. 84555 STATE OF FLORIDA PROFESSIONAL ENGINEER

B.O.M.
SHEET 2 OF 13

Phoenix Products

RING POWER CORPORATION
DBA
PHOENIX PRODUCTS
1544 EAST 8TH STREET
JACKSONVILLE, FLORIDA 32206

MIAMI-DADE NOA
HVHZ ENCLOSURE

COPYRIGHT © 2008 PHOENIX PRODUCTS ALL RIGHTS RESERVED

JOB# 09-7257

DRAWN BY:	HSK
CHECKED BY:	
DATE:	03.25.09
SCALE:	N.T.S

TITLE PROJECT TYPE: B.O.M. (FASTENER SCHEDULE)
TANK LABEL: ☐ UL-142 ☐ UL-2085
FLORIDA D.E.P. CERTIFICATION NOS. ☐ EQ-013 ☐ EQ-625

RING POWER CORPORATION DBA PHOENIX PRODUCTS
1544 EAST 8TH STREET PH.904.354.1858
JACKSONVILLE,FL 32206 FAX.904.354.7929

REV#	DESCRIPTION	BY	DATE:
REV01	REV'D SHT#1 TO SHOW MAX. LOAD TEST RESULTS FROM CTL	HSK	01.24.11
REV02	REV'D MAX. LOAD TEST RESULTS TO SHOWN RACK LOADS	CWM	05.31.11
REV03	REVISED DWGS TO MATCH CTL LABS SUBMITTED DWGS	CWM	06.30.11
REV04	REVISED DWGS PER MIAMI-DADE MARKUPS.	CWM	09.12.11
REV05	UPDATED "NOTES" TO FBC 2014, UPDATED TITLE BLOCK	JTN	07.15.16
REV06	UPDATED "NOTES" TO FBC 2017, UPDATED TITLE BLOCK	RCH	12/4/17
REV07	UPDATED "NOTES" TO FBC 2020, UPDATED TITLE BLOCK	A.M.	02/19/21
REV08	UPDATED "NOTES" TO FBC 2023, UPDATED TITLE BLOCK	A.M.	03/25/24

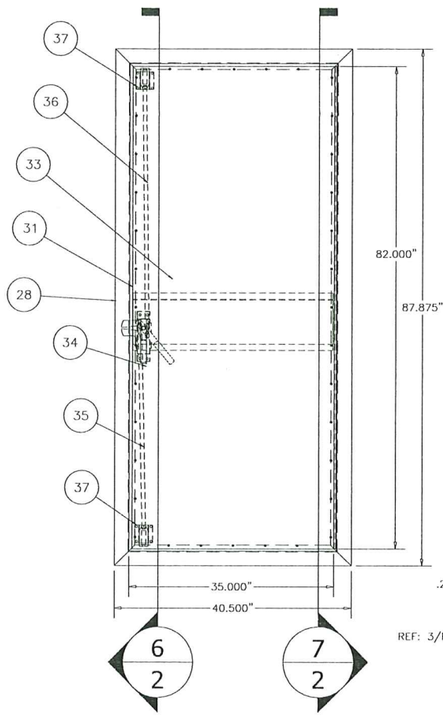

EXTERIOR ELEVATION – DOOR ASSEMBLY
SCALE: 1"= 1'-0"

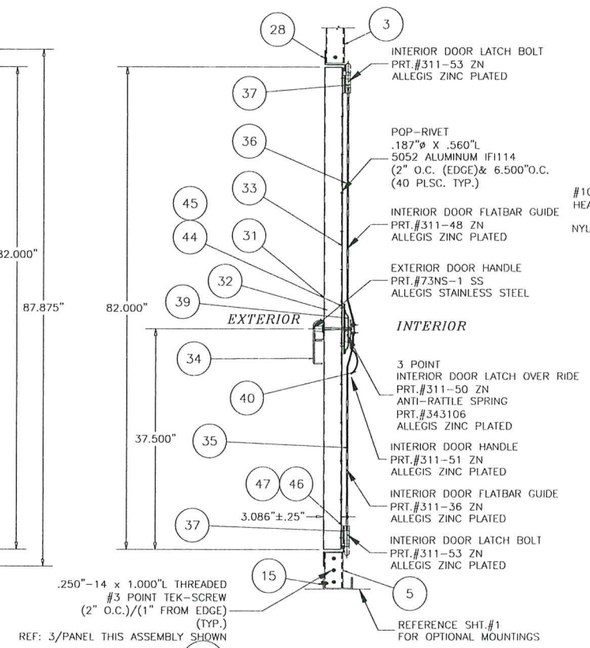

6/2 SECTION ELEVATION
DOOR ASSEMBLY,
DOOR FRAME & HARDWARE ASSEMBLY
SCALE: 1" = 1'-0"

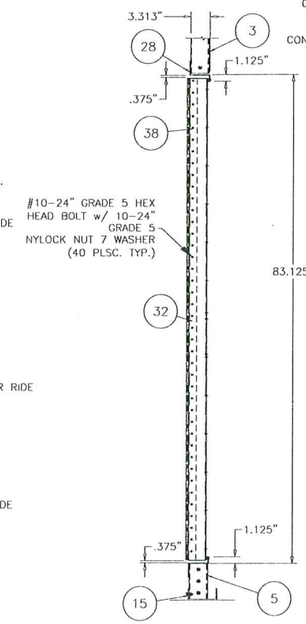

7/2 SECTION ELEVATION
DOOR ASSEMBLY,
DOOR FRAME & HINGE
SCALE: 1" = 1'-0"

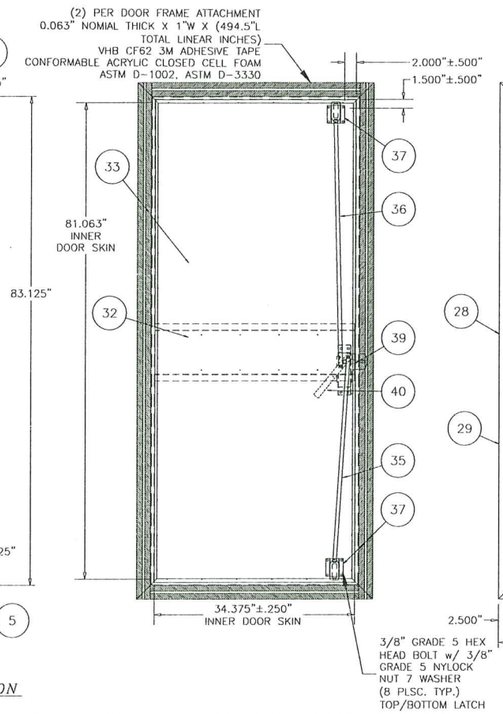

INTERIOR ELEVATION – DOOR ASSEMBLY
SCALE: 1"= 1'-0"

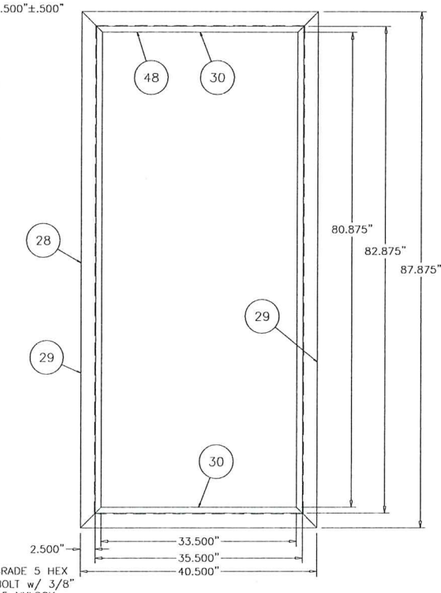

EXTERIOR ELEVATION
DOOR FRAME
SCALE: 1"= 1'-0"

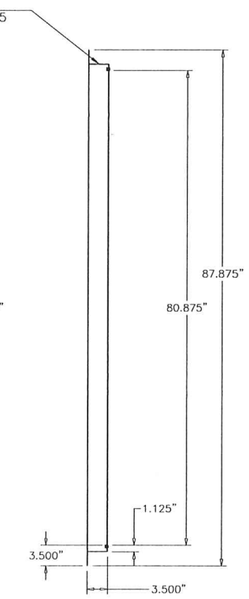

SIDE ELEVATION
DOOR FRAME
SCALE: 1"= 1'-0"

REV#	DESCRIPTION	BY	DATE:
REV01	REV'D SHT#1 TO SHOW MAX. LOAD TEST RESULTS FROM CTL	HSK	01.24.11
REV02	REV'D MAX. LOAD TEST RESULTS TO SHOWN RACK LOADS	CWM	05.31.11
REV03	REVISED DWGS TO MATCH CTL LABS SUBMITTED DWGS	CWM	06.30.11
REV04	REVISED DWGS PER MIAMI-DADE MARKUPS.	CWM	09.12.11
REV05	UPDATED "NOTES" TO FBC 2014, UPDATED TITLE BLOCK	JTN	07.15.16
REV06	UPDATED "NOTES" TO FBC 2017 UPDATED TITLE BLOCK	RCH	12/4/17
REV07	UPDATED "NOTES" TO FBC 2020, UPDATED TITLE BLOCK	A.M.	02/19/21
REV08	UPDATED "NOTES" TO FBC 2023, UPDATED TITLE BLOCK	A.M.	03/25/24

TITLE PROJECT TYPE: DOOR ASSEMBLY, DOOR FRAME, DETAILS
TANK LABEL: ☐ UL-142 ☐ UL-2085
FLORIDA D.E.P. CERTIFICATION NOS. ☐ EQ-013 ☐ EQ-625

RING POWER CORPORATION DBA PHOENIX PRODUCTS
1644 EAST 8TH STREET
JACKSONVILLE, FL 32206
PH.904.354.1958
FAX.904.354.7929

JOB# 09-7257
DRAWN BY: HSK
CHECKED BY:
DATE: 03.25.09
SCALE: N.T.S.

RING POWER CORPORATION DBA
PHOENIX PRODUCTS
1644 EAST 8TH STREET
JACKSONVILLE, FLORIDA 32206

MIAMI-DADE NOA
HVHZ ENCLOSURE

COPYRIGHT © 2008 PHOENIX PRODUCTS ALL RIGHTS RESERVED.

Phoenix Products

SHEET: A1
3 OF13

PRODUCT REVISED
as complying with the Florida
Building Code
Acceptance No 25-1020.02
Expiration Date 09/22/2026
By
Miami Dade Product Control

JAMES L. McCALL
LICENSE
No. 34558
STATE OF FLORIDA
PROFESSIONAL ENGINEER

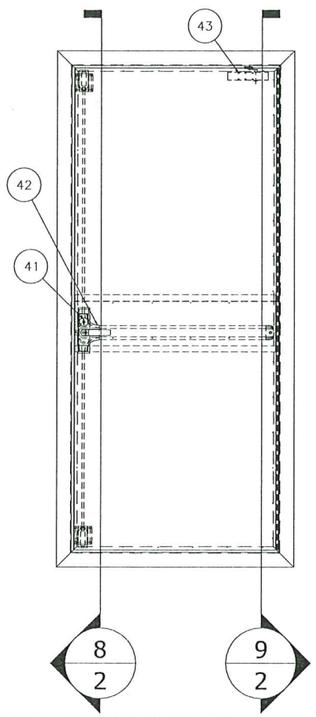

OPTIONAL DOOR HARDWARE
EXTERIOR ELEVATION – DOOR ASSEMBLY
SCALE: 1"= 1'-0"

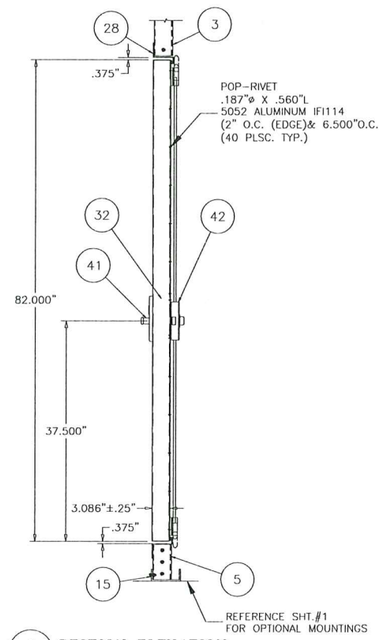

8/2 SECTION ELEVATION
DOOR ASSEMBLY,
DOOR FRAME & HARDWARE ASSEMBLY
SCALE: 1" = 1'-0"

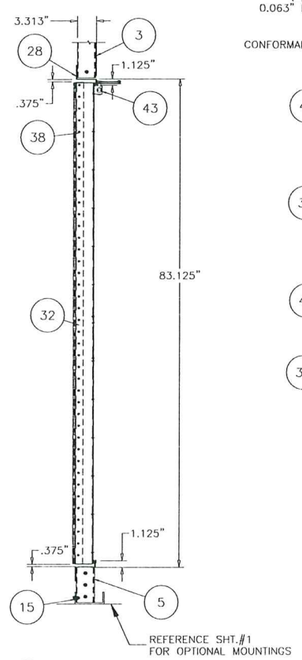

9/2 SECTION ELEVATION
DOOR ASSEMBLY,
DOOR FRAME & HINGE
SCALE: 1" = 1'-0"

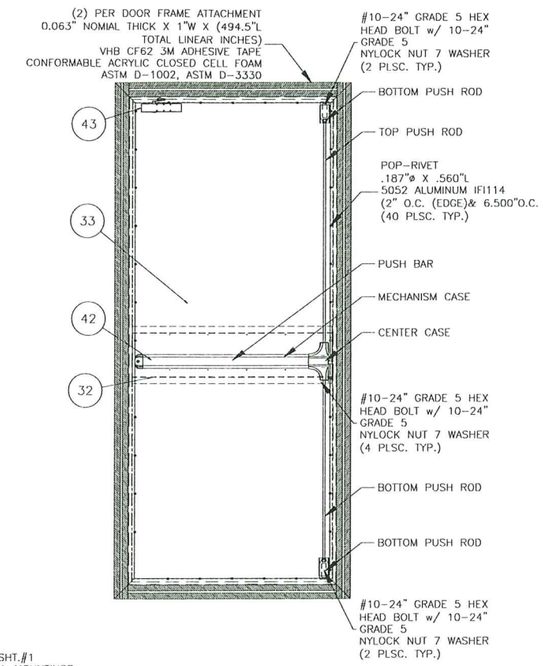

INTERIOR ELEVATION – DOOR ASSEMBLY
SCALE: 1"= 1'-0"

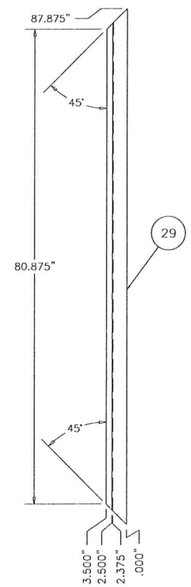

EXTERIOR ELEVATION
DOOR JAMB
SCALE: 1"= 1'-0"

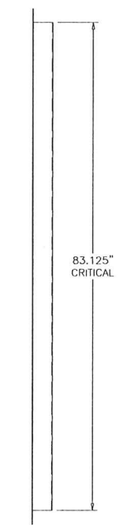

SIDE ELEVATION
DOOR JAMB
SCALE: 1"= 1'-0"

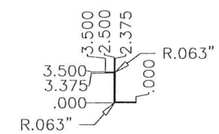

TYPICAL PLAN VIEW
DOOR JAMB PROFILE
SCALE: 1-1/2"= 1'-0"

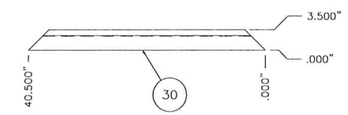

EXTERIOR ELEVATION
DOOR JAMB
SCALE: 1"= 1'-0"



SIDE ELEVATION
DOOR JAMB
SCALE: 1"= 1'-0"

REV#	DESCRIPTION	BY	DATE:
REV01	REV'D SHT#1 TO SHOW MAX. LOAD TEST RESULTS FROM CTL	HSK	01.24.11
REV02	REV'D MAX. LOAD TEST RESULTS TO SHOWN RACK LOADS	CWM	05.31.11
REV03	REVISED DWGS TO MATCH CTL LABS SUBMITTED DWGS	CWM	06.30.11
REV04	REVISED DWGS PER MIAMI-DADE MARKUPS.	CWM	09.12.11
REV05	UPDATED "NOTES" TO FBC 2014. UPDATED TITLE BLOCK	JTN	07.15.16
REV06	UPDATED "NOTES" TO FBC 2017. UPDATED TITLE BLOCK	RCH	12/14/17
REV07	UPDATED "NOTES" TO FBC 2020. UPDATED TITLE BLOCK	A.M.	02/19/21
REV08	UPDATED "NOTES" TO FBC 2023. UPDATED TITLE BLOCK	A.M.	03/25/24

TITLE PROJECT TYPE: DOOR ASSEMBLY, DOOR FRAME, DETAILS
TANK LABEL: ☐ UL-142 ☐ UL-2085
FLORIDA D.E.P. CERTIFICATION NOS. ☐ EQ-013 ☐ EQ-625

RING POWER CORPORATION DBA PHOENIX PRODUCTS
1344 EAST 8TH STREET
JACKSONVILLE, FL 32206
PH.904.354.1858
FAX.904.354.7929

JOB# 09-7257

DRAWN BY:	HSK
CHECKED BY:	
DATE:	03.25.09
SCALE:	N.T.S.

RING POWER CORPORATION
PHOENIX PRODUCTS
1344 EAST 8TH STREET
JACKSONVILLE, FLORIDA 32206

MIAMI-DADE NOA
HVHZ ENCLOSURE

COPYRIGHT © 2008 PHOENIX PRODUCTS ALL RIGHTS RESERVED

Phoenix Products

A1

SHEET: 4 OF13

PRODUCT REVISED
as complying with the Florida
Building Code
Acceptance No 25-1020.06
Expiration Date 09/22/2026
By
Miami Dade Product Control

JAMES L. McCALL
LICENSE
No. 84555
STATE OF FLORIDA
PROFESSIONAL ENGINEER

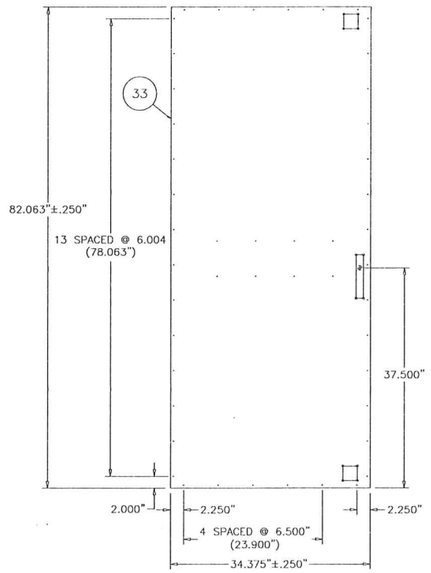

INTERNAL ELEVATION – DOOR INNER SKIN
SCALE: 1"= 1'-0"

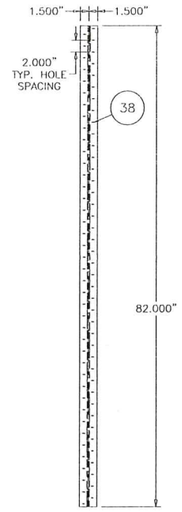

ELEVATION – HINGE
SCALE: 1"= 1'-0"

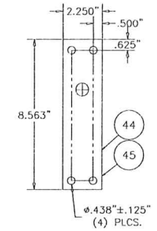

ELEVATION – HARDWARE
BACKING PLATE
SCALE: 1"= 1'-0"

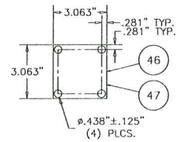

ELEVATION – TOP/BOTTOM LATCH
BACKING PLATE
SCALE: 3"= 1'-0"

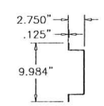

PROFILE

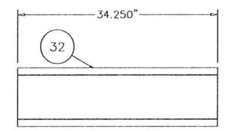

ELEVATION –
INTERNAL DOOR BRACE
SCALE: 1"= 1'-0"

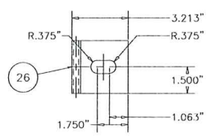

PLAN VIEW

QUANTITY CALCULATED
BY ENGINEER OF RECORD.

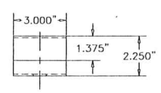

FRONT ELEVATION

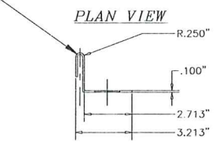

SIDE ELEVATION

ENCLOSURE TIE DOWN BRACKET
12 GA.-304 ASTM A240 STAINLESS STEEL

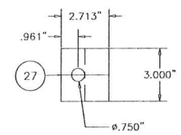

PLAN VIEW

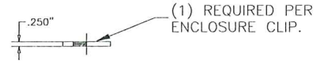

SIDE ELEVATION

ENCLOSURE BRACKET BACKING PLATE
.250"-304 ASTM A240 STAINLESS STEEL

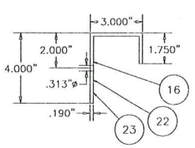

ENCLOSURE TOP J-CHANNEL
4"H X 3"W X .190 6061T6 ASTM B221 ALUMINUM

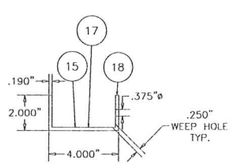

ENCLOSURE BOTTOM C-CHANNEL
2"H X 4"W .190 6061T6 ASTM B221 ALUMINUM
SCALE: 3"= 1'-0"

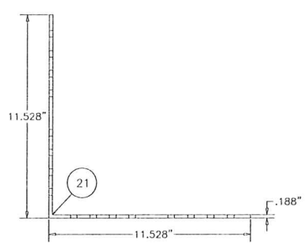

PLAN VIEW

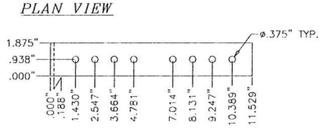

SIDE ELEVATION

EXTERIOR CORNER BRACKET
.190 6061T6 ASTM B221 ALUMINUM
SCALE: 3"= 1'-0"

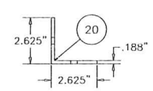

PLAN VIEW

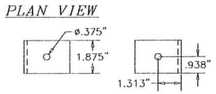

SIDE ELEVATION

SIDE ELEVATION
INTERIOR CORNER BRACKET
.190 6061T6 ASTM B221 ALUMINUM
SCALE: 3"= 1'-0"

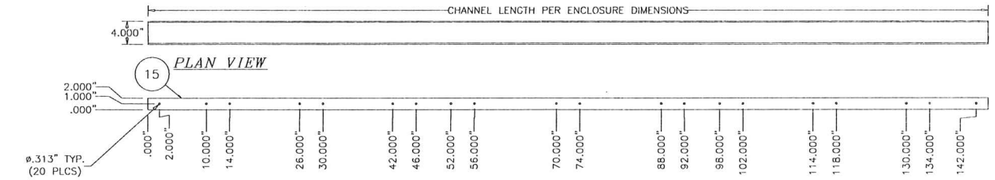

FRONT ELEVATION – BOTTOM C-CHANNEL
WALL ASSEMBLY
SCALE: 1"= 1'-0"

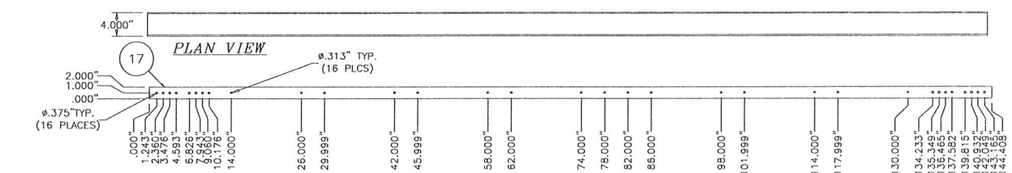

FRONT ELEVATION – BOTTOM C-CHANNEL
END WALL ASSEMBLY
SCALE: 1"= 1'-0"

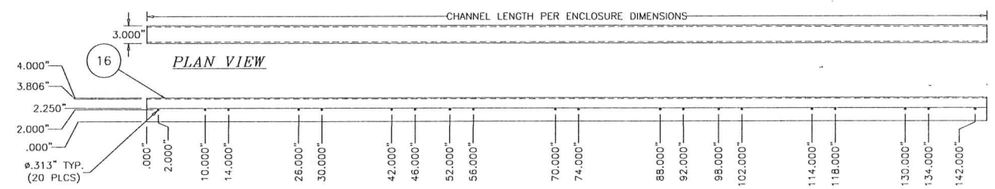

FRONT ELEVATION – TOP J-CHANNEL
WALL ASSEMBLY & ROOF TEST ASSEMBLY
SCALE: 1"= 1'-0"

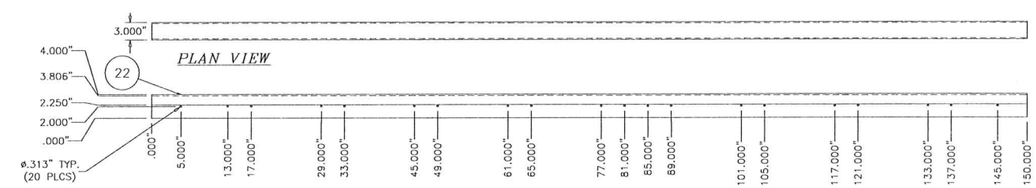

FRONT ELEVATION – TOP J-CHANNEL
END WALL ASSEMBLY
SCALE: 1"= 1'-0"

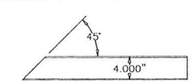

PLAN VIEW

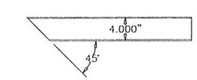

PLAN VIEW

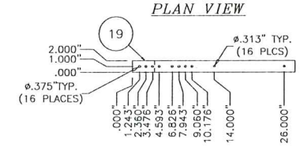

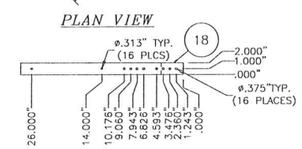

FRONT ELEVATION – BOTTOM C-CHANNEL RETURN
END WALL ASSEMBLY
SCALE: 1"= 1'-0"

PRODUCT REVISED
as complying with the Florida
Building Code
Acceptance No 25-1020.02
Expiration Date 04/22/2026
By
Miami Dade Product Control

JAMES L. McCALL
LICENSE
No. 84555
STATE OF
FLORIDA
PROFESSIONAL ENGINEER

REV#	DESCRIPTION	BY	DATE:
REV01	REV'D SHT#1 TO SHOW MAX. LOAD TEST RESULTS FROM CTL	HSK	01.24.11
REV02	REV'D MAX. LOAD TEST RESULTS TO SHOWN RACK LOADS	CWM	05.31.11
REV03	REVISED DWGS TO MATCH CTL LABS SUBMITTED DWGS	CWM	06.30.11
REV04	REVISED DWGS PER MIAMI-DADE MARKUPS.	CWM	09.12.11
REV05	UPDATED "NOTES" TO FBC 2014. UPDATED TITLE BLOCK	JTN	07.15.16
REV06	UPDATED "NOTES" TO FBC 2017. UPDATED TITLE BLOCK	RCH	12.24.17
REV07	UPDATED "NOTES" TO FBC 2020. UPDATED TITLE BLOCK	A.M.	02/19/21
REV08	UPDATED "NOTES" TO FBC 2023. UPDATED TITLE BLOCK	A.M.	03/25/24

TITLE PROJECT TYPE: DOOR DETAILS, WALL DETAILS
TANK LABEL: ☐ UL-142 ☐ UL-2085
FLORIDA D.E.P. CERTIFICATION NOS. ☐ EG-013 ☐ EG-625

RING POWER CORPORATION DBA PHOENIX PRODUCTS
1544 EAST 8TH STREET
JACKSONVILLE, FL 32206
PH.904.354.1858
FAX.904.354.7929

JOB# 09-7257
DRAWN BY: HSK
CHECKED BY:
DATE: 03.25.09
SCALE: N.T.S.

RING POWER CORPORATION DBA PHOENIX PRODUCTS
1544 EAST 8TH STREET
JACKSONVILLE, FLORIDA 32206

MIAMI-DADE NOA
HVHZ ENCLOSURE

COPYRIGHT © 2009 - PHOENIX PRODUCTS, ALL RIGHTS RESERVED

Phoenix Products

SHEET: A2
5 OF 13

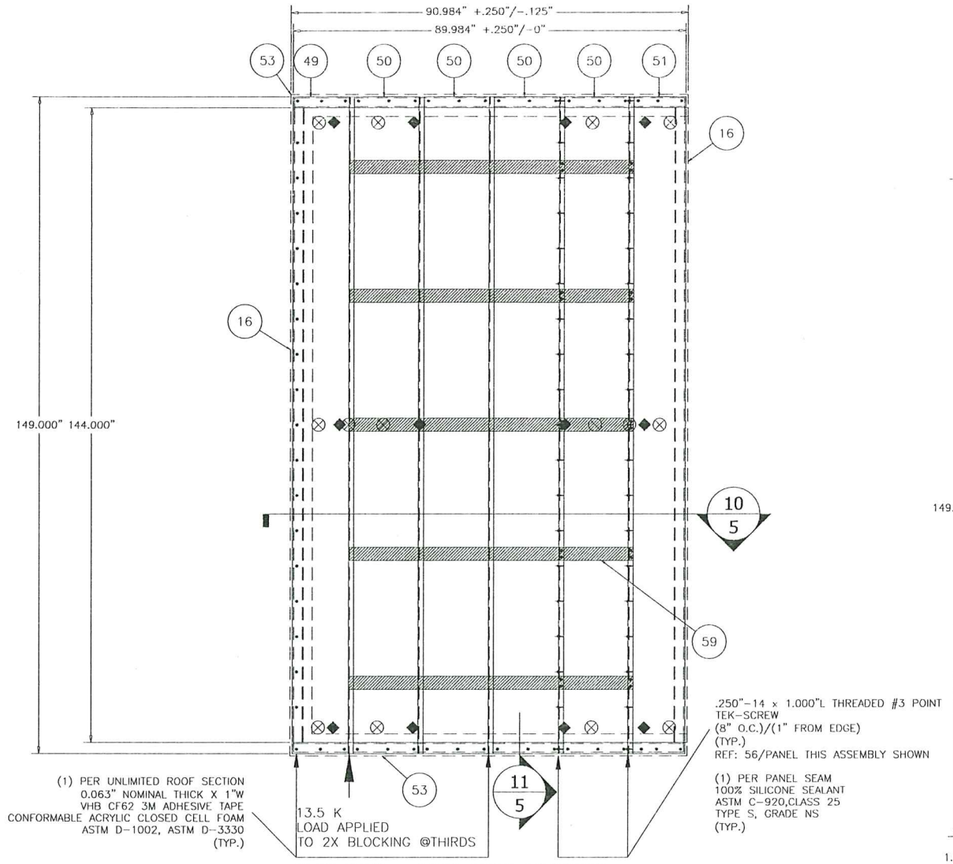

PLAN VIEW – ROOF TEST ASSEMBLY
SCALE: 1"= 1'-0"

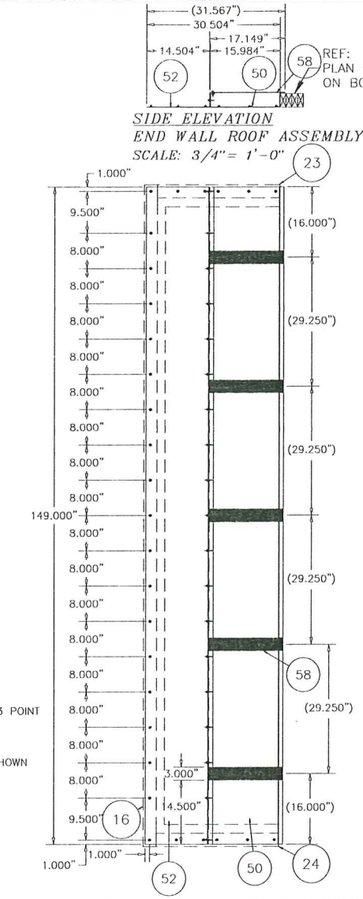

SIDE ELEVATION
END WALL ROOF ASSEMBLY
SCALE: 3/4"= 1'-0"

PLAN VIEW – END WALL ROOF ASSEMBLY
SCALE: 3/4"= 1'-0"

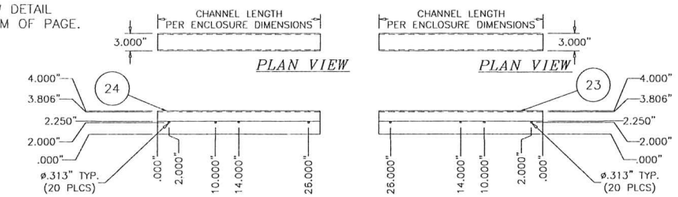

FRONT ELEVATION
TOP J-CHANNEL RETURN
END WALL ASSEMBLY
SCALE: 1"= 1'-0"

FRONT ELEVATION
TOP J-CHANNEL RETURN
END WALL ASSEMBLY
SCALE: 1"= 1'-0"

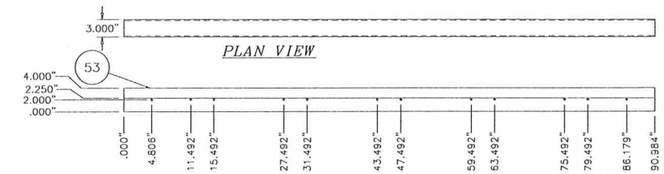

FRONT ELEVATION
TOP J-CHANNEL
ROOF TEST ASSEMBLY
SCALE: 1"= 1'-0"

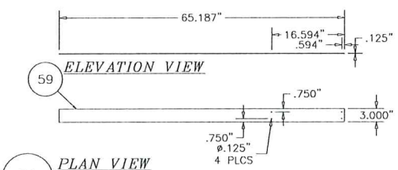

ELEVATION VIEW

59 PLAN VIEW
HORIZONTAL ROOF PANEL SUPPORT
ROOF TEST ASSEMBLY
SCALE: 1"= 1'-0"

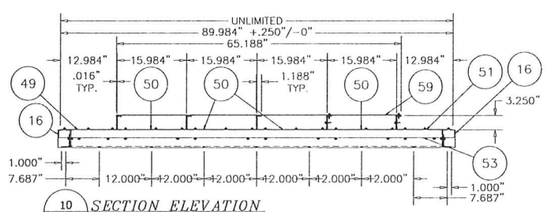

10/5 SECTION ELEVATION
ROOF ASSEMBLY
SCALE: 3/4" = 1'-0"

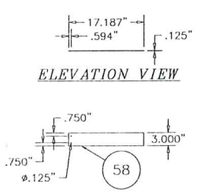

ELEVATION VIEW

58 PLAN VIEW
HORIZONTAL ROOF PANEL SUPPORT
ROOF TEST ASSEMBLY
SCALE: 1"= 1'-0"

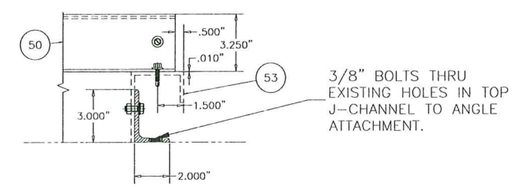

11/5 SECTION ELEVATION
ROOF TEST ASSEMBLY
SCALE: 3/4" = 1'-0"

PRODUCT REVISED
as complying with the Florida
Building Code
Acceptance No 25-1020.02
Expiration Date 09/22/2026
By
Miami Dade Product Control

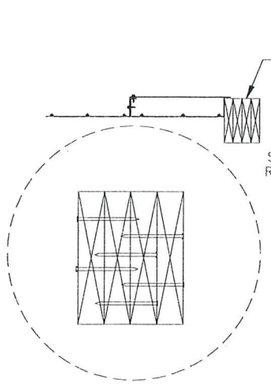

BLOCKING NAILING DETAIL
SCALE: 3" = 1'-0"

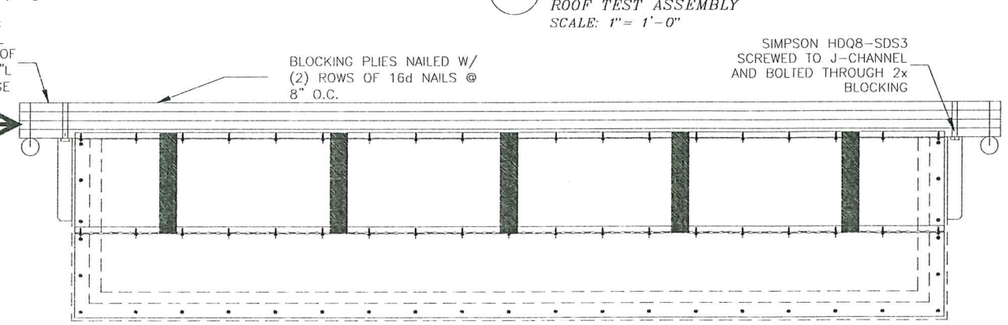

PLAN VIEW – END WALL/ROOF ASSEMBLY TESTING DETAILS
SCALE: 1"= 1'-0"

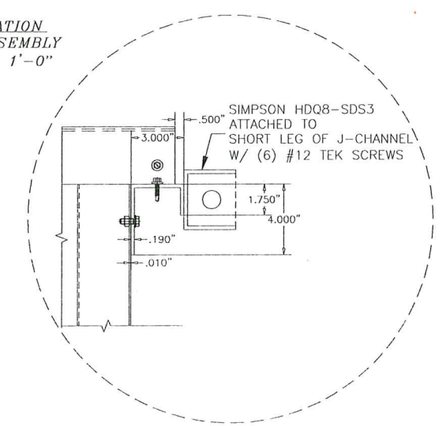

TYP. J-CHANNEL CONNCTION
SCALE: 3" = 1'-0"

REV#	DESCRIPTION	BY	DATE
REV01	REV'D SHT#1 TO SHOW MAX. LOAD TEST RESULTS FROM CTL	HSK	01.24.11
REV02	REV'D MAX. LOAD TEST RESULTS TO SHOW: RACK LOADS	CWM	05.31.11
REV03	REVISED DWGS TO MATCH CTL LABS SUBMITTED DWGS	CWM	06.30.11
REV04	REVISED DWGS PER MIAMI-DADE MARKUPS.	CWM	09.12.11
REV05	UPDATED "NOTES" TO FBC 2014. UPDATED TITLE BLOCK	JTN	07.15.16
REV06	UPDATED "NOTES" TO FBC 2017. UPDATED TITLE BLOCK	RCH	12.24.17
REV07	UPDATED "NOTES" TO FBC 2020. UPDATED TITLE BLOCK	A.M.	02/19/21
REV08	UPDATED "NOTES" TO FBC 2023. UPDATED TITLE BLOCK	A.M.	03/25/24

TITLE PROJECT TYPE: ROOF ASSEMBLY, ROOF TESTING DETAILS/END WALL ROOF ASSEMBLY
TANK LABEL: ☐ UL-142 ☐ UL-2085
FLORIDA O.E.P. CERTIFICATION NOS. ☐ EG-013 ☐ EG-625

RING POWER CORPORATION DBA PHOENIX PRODUCTS
1544 EAST 8TH STREET
JACKSONVILLE, FL 32206
PH.904.354.1868
FAX.904.354.7929

JOB# 09-7257
DRAWN BY: HSK
CHECKED BY:
DATE: 03.26.09
SCALE: N.T.S.

RING POWER CORPORATION
PHOENIX PRODUCTS
1544 EAST 8TH STREET
JACKSONVILLE, FLORIDA 32206
MIAMI-DADE NOA
HVHZ ENCLOSURE
COPYRIGHT © 2011, PHOENIX PRODUCTS ALL RIGHTS RESERVED

Phoenix Products

JAMES L. McCALL
LICENSE
No. 84553
STATE OF FLORIDA
PROFESSIONAL ENGINEER

A3
SHEET:
6 OF13

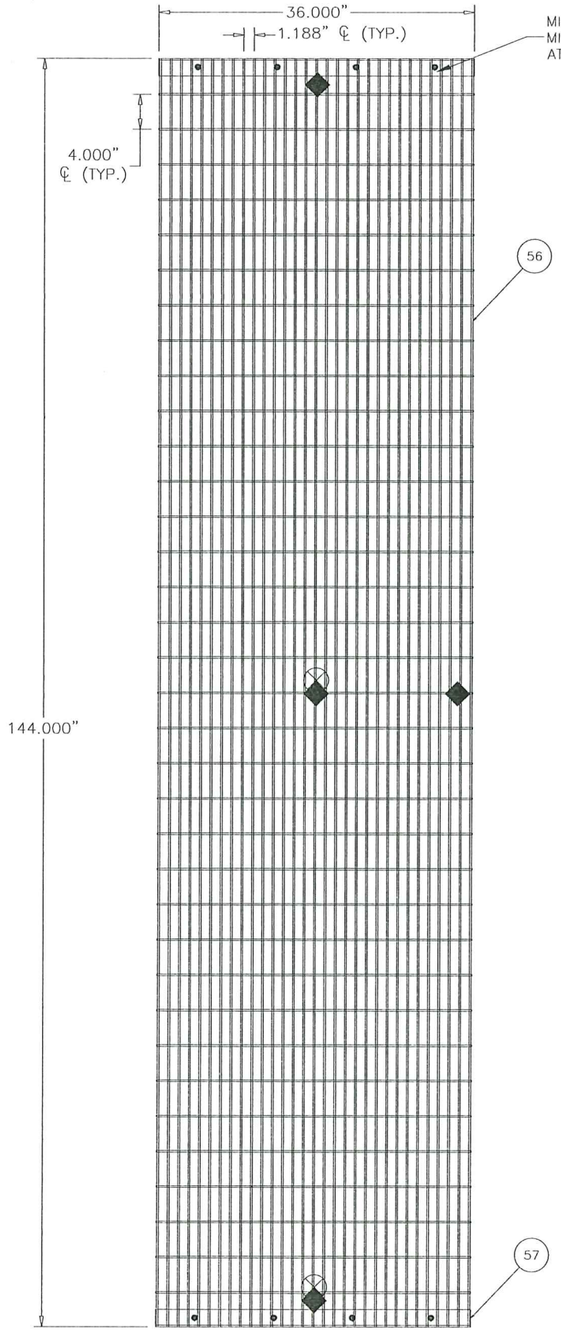

MIN. 3/8'ø BOLT SPACED @ 9"±.250" SPACING EACH GRATE SECTION
MIN. 4 BOLTS REQUIRED PER GRATE
ATTACHED TO J-CHANNEL

PLAN VIEW – DISCHARGE OPENING GRATE
SCALE: 1 1/2"= 1'-0"

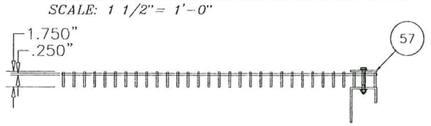

SIDE ELEVATION – DISCHARGE OPENING GRATE
SCALE: 1 1/2"= 1'-0"

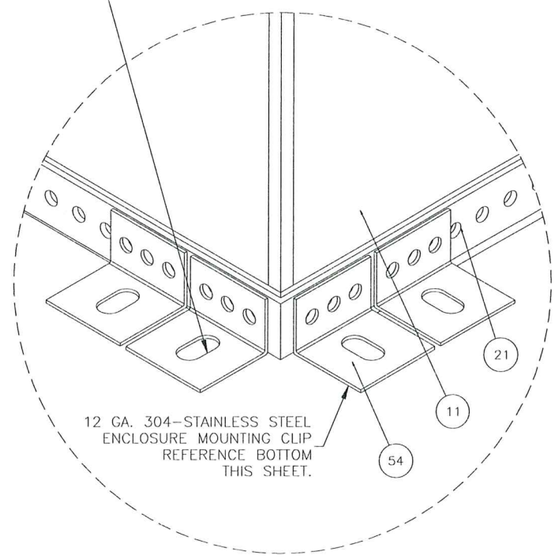

ENCLOSURE MOUNTING DETAIL TO CONCRETE
SCALE: 6" = 1'-0"

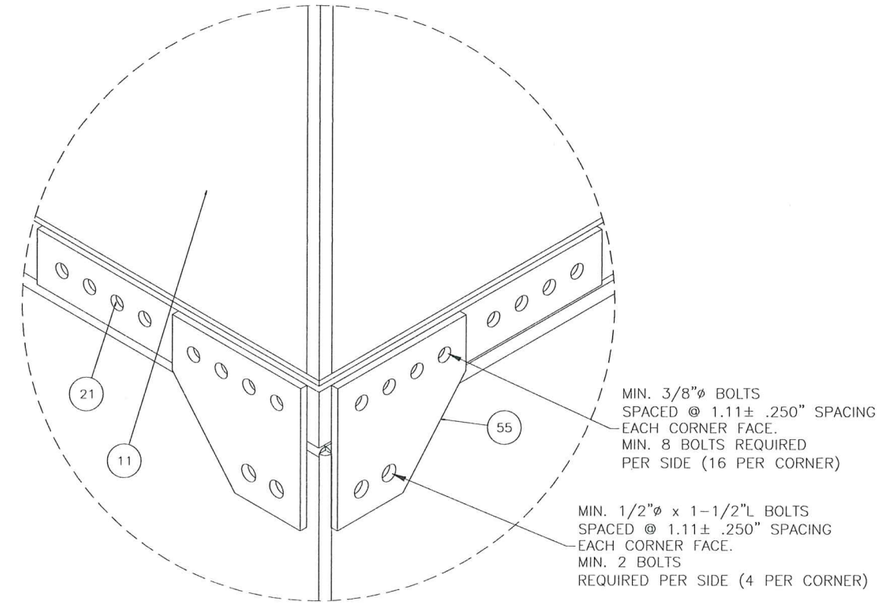

ENCLOSURE MOUNTING DETAIL TO TEST STRUCTURE
SCALE: 6" = 1'-0"

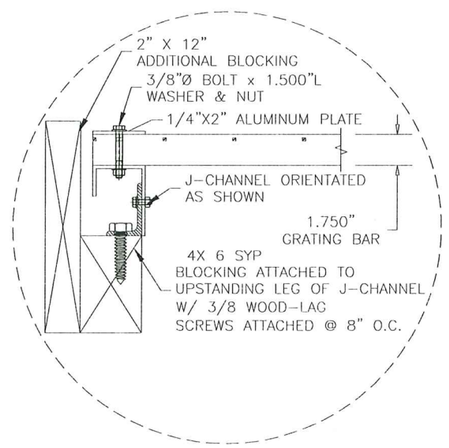

TYP. J-CHANNEL GRATE CONNECTION
SCALE: 3" = 1'-0"



SIDE ELEVATION – FLAT BAR
SCALE: 1"= 1'-0"

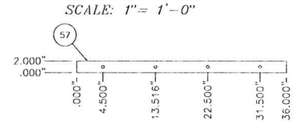

PLAN VIEW – FLAT BAR
SCALE: 1"= 1'-0"

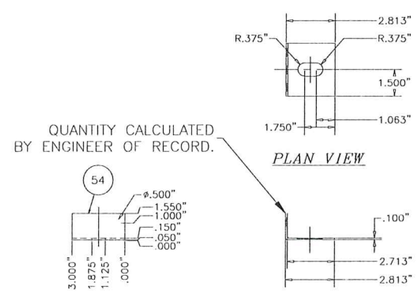

FRONT ELEVATION *SIDE ELEVATION*
ENCLOSURE TIE DOWN BRACKET#2
12 GA.-304 ASTM A240 STAINLESS STEEL
SCALE: 3" = 1'-0"

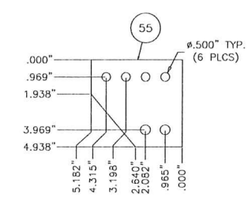

ELEVATION
EXTERIOR SUPPORT STRUCTURE TIE BRACKET
12 GA.-304 ASTM A240 STAINLESS STEEL
SCALE: 3" = 1'-0"

PRODUCT REVISED
as complying with the Florida
Building Code
Acceptance No 25-1020.02
Expiration Date 04/22/2026
By
Miami Dade Product Control

JAMES L. McCALL LICENSE No. 84555 STATE OF FLORIDA PROFESSIONAL ENGINEER

REV#	DESCRIPTION	BY	DATE:
REV01	REV'D SHT#1 TO SHOW MAX LOAD TEST RESULTS FROM CTL	HSK	01.24.11
REV02	REV'D MAX LOAD TEST RESULTS TO SHOWN RACK LOADS	CWM	05.31.11
REV03	REVISED DWGS TO MATCH CTL LABS SUBMITTED DWGS	CWM	06.30.11
REV04	REVISED DWGS PER MIAMI-DADE MARKUPS.	CWM	09.12.11
REV05	UPDATED "NOTES" TO FBC 2014. UPDATED TITLE BLOCK	JTN	07.15.16
REV06	UPDATED "NOTES" TO FBC 2017. UPDATED TITLE BLOCK	RCH	12/4/17
REV07	UPDATED "NOTES" TO FBC 2020. UPDATED TITLE BLOCK	A.M.	02/19/21
REV08	UPDATED "NOTES" TO FBC 2023. UPDATED TITLE BLOCK	A.M.	03/25/24

TITLE PROJECT TYPE: DISCHARGE GRATE ENCLOSURE ATTACHMENT DETAILS
TANK LABEL: ☐ UL-142 ☐ UL-2085
FLORIDA D.E.P. CERTIFICATION NOS. ☐ EQ-013 ☐ EQ-625

RING POWER CORPORATION DBA PHOENIX PRODUCTS
1544 EAST 8TH STREET
JACKSONVILLE, FL 32206
PH.904.354.1858
FAX.904.354.7929

JOB# 09-7257

DRAWN BY:	HSK
CHECKED BY:	
DATE:	03.25.09
SCALE:	N.T.S.

RING POWER CORPORATION
PHOENIX PRODUCTS
1544 EAST 8TH STREET
JACKSONVILLE, FLORIDA 32206

MIAMI-DADE NOA
HVHZ ENCLOSURE

COPYRIGHT © 2024 PHOENIX PRODUCTS ALL RIGHTS RESERVED

Phoenix Products

SHEET: A4

7 OF 13

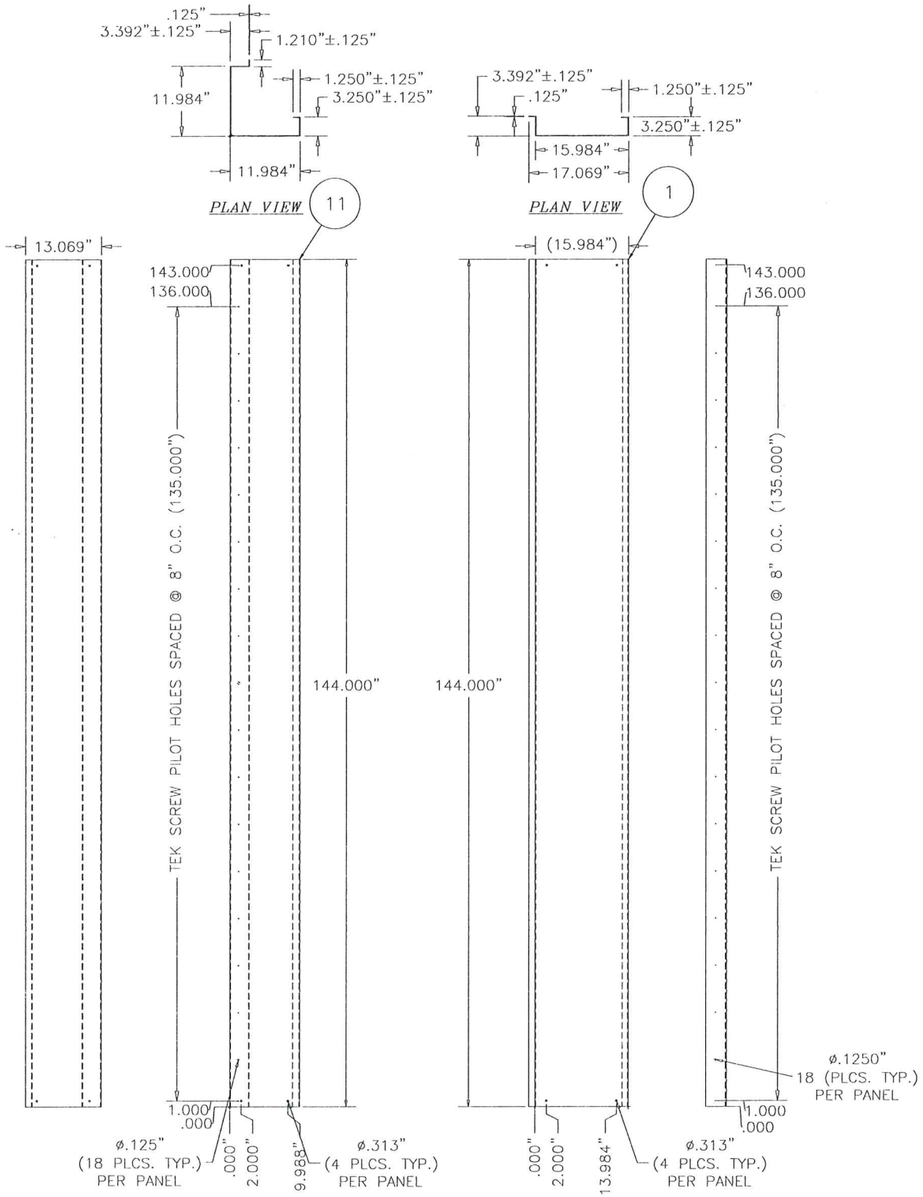

11 CORNER WALL PANEL SIDE ELEVATION SCALE: 1"=1'-0"

11 FRONT ELEVATION SCALE: 1"=1'-0"

1 WALL PANEL FRONT ELEVATION SCALE: 1"=1'-0"

1 SIDE ELEVATION SCALE: 1"=1'-0"

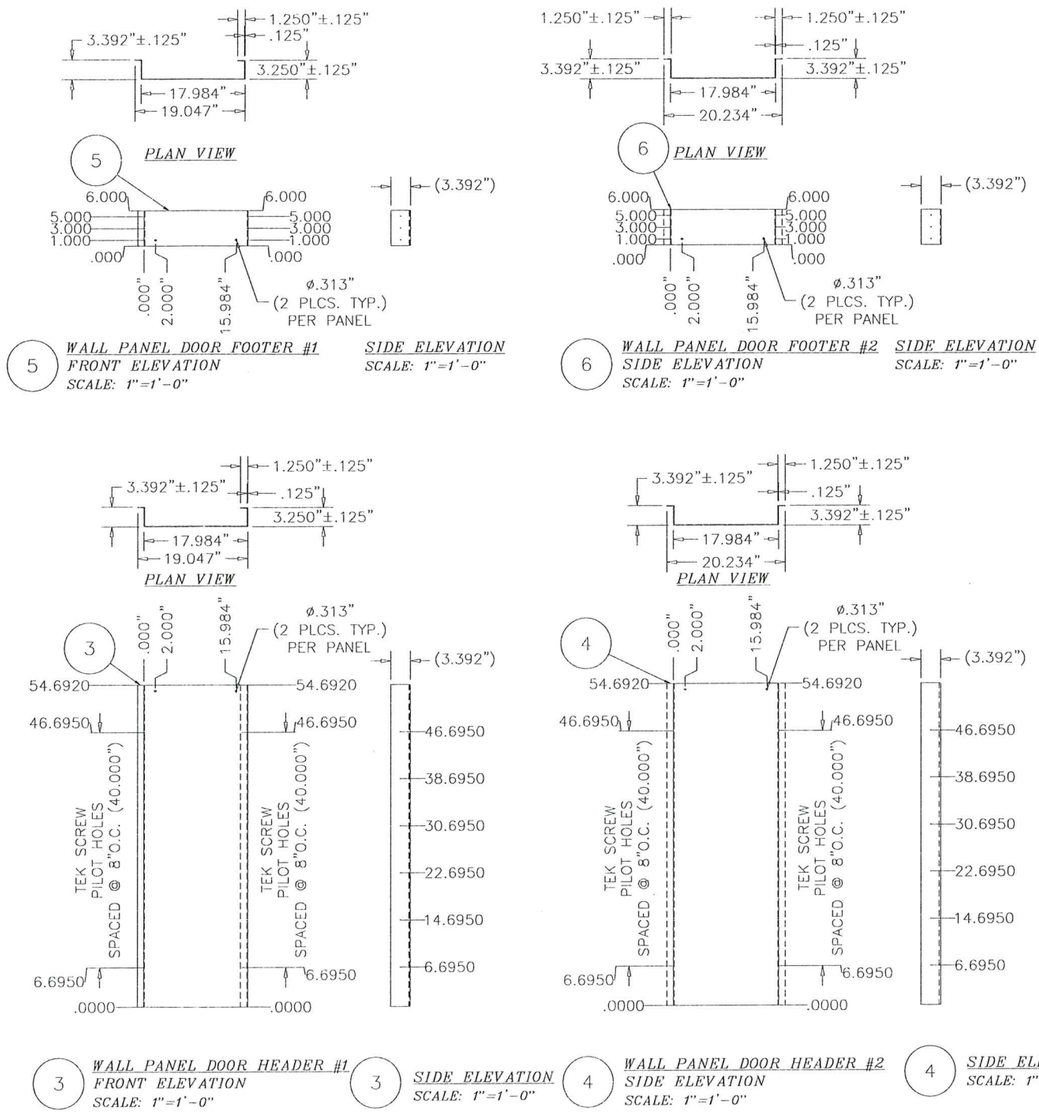

5 WALL PANEL DOOR FOOTER #1 FRONT ELEVATION SCALE: 1"=1'-0"

SIDE ELEVATION SCALE: 1"=1'-0"

6 WALL PANEL DOOR FOOTER #2 SIDE ELEVATION SCALE: 1"=1'-0"

3 WALL PANEL DOOR HEADER #1 FRONT ELEVATION SCALE: 1"=1'-0"

3 SIDE ELEVATION SCALE: 1"=1'-0"

4 WALL PANEL DOOR HEADER #2 SIDE ELEVATION SCALE: 1"=1'-0"

4 SIDE ELEVATION SCALE: 1"=1'-0"

NOTE:

1. PILOT HOLES FOR .250"Ø-14 X 1"L TEK-SCREWS (TYP. THIS PART SHOWN WHEN MECHANICAL FASTENERS ARE REQUIRED)
2. 3/8"Ø CONNECTION HOLES REQUIRED FOR MECHANICAL OR VHB CONSTRUCTIONS.
3. OPTIONAL PANEL ATTACHING METHODS USING VHB (1) TAPE CONTINUOUS SEAM PER PANEL ATTACHMENT 0.063" NOMINAL THICK X 1"W X PANEL LENGTH VHB CF62 3M ADHESIVE TAPE CONFORMABLE ACRYLIC CLOSED CELL FOAM ASTM D-1002, ASTM D-3330.
4. ALL TAPE INSTALLATIONS ARE TO PERFORMED TO 3M SPECIFICATION OF INSTALLATIONS 3M VHB TECHNICAL BULLETIN.

PRODUCT REVISED
as complying with the Florida
Building Code
Acceptance No 25-1020.02
Expiration Date 09/22/2026
By
Miami Dade Product Control

JAMES L. McCALL LICENSE No. 84559 STATE OF FLORIDA PROFESSIONAL ENGINEER

REV#	DESCRIPTION	BY	DATE:
REV01	REV'D SH'T#1 TO SHOW MAX. LOAD TEST RESULTS FROM CTL	HSK	01.24.11
REV02	REV'D MAX. LOAD TEST RESULTS TO SHOWN RACK LOADS	CWM	05.31.11
REV03	REVISED DWGS TO MATCH CTL LABS SUBMITTED DWGS	CWM	06.30.11
REV04	REVISED DWGS PER MIAMI-DADE MARKUPS.	CWM	09.12.11
REV05	UPDATED "NOTES" TO FBC 2014, UPDATED TITLE BLOCK	JTN	07.15.16
REV06	UPDATED "NOTES" TO FBC 2017, UPDATED TITLE BLOCK	RCH	12.14.17
REV07	UPDATED "NOTES" TO FBC 2020, UPDATED TITLE BLOCK	A.M.	02.19.21
REV08	UPDATED "NOTES" TO FBC 2023, UPDATED TITLE BLOCK	A.M.	03.25.24

TITLE PROJECT TYPE: COMPONENT PARTS
TAGS LABEL: ☐ UL-142 ☐ UL-2085
FLORIDA D.E.R. CERTIFICATION NOS. ☐ EQ-013 ☐ EQ-625

RING POWER CORPORATION DBA PHOENIX PRODUCTS
1544 EAST 8TH STREET PH.904.354.1858
JACKSONVILLE,FL 32206 FAX.904.354.7929

JOB# 09-7257

DRAWN BY:	HSK
CHECKED BY:	
DATE:	03.25.09
SCALE:	N.T.S.

RING POWER CORPORATION DBA
PHOENIX PRODUCTS
JACKSONVILLE, FLORIDA 32206

MIAMI-DADE NOA
HVHZ ENCLOSURE

COPYRIGHT © 2009 PHOENIX PRODUCTS ALL RIGHTS RESERVED

Phoenix Products

COMP1

SHEET: 8 OF 13

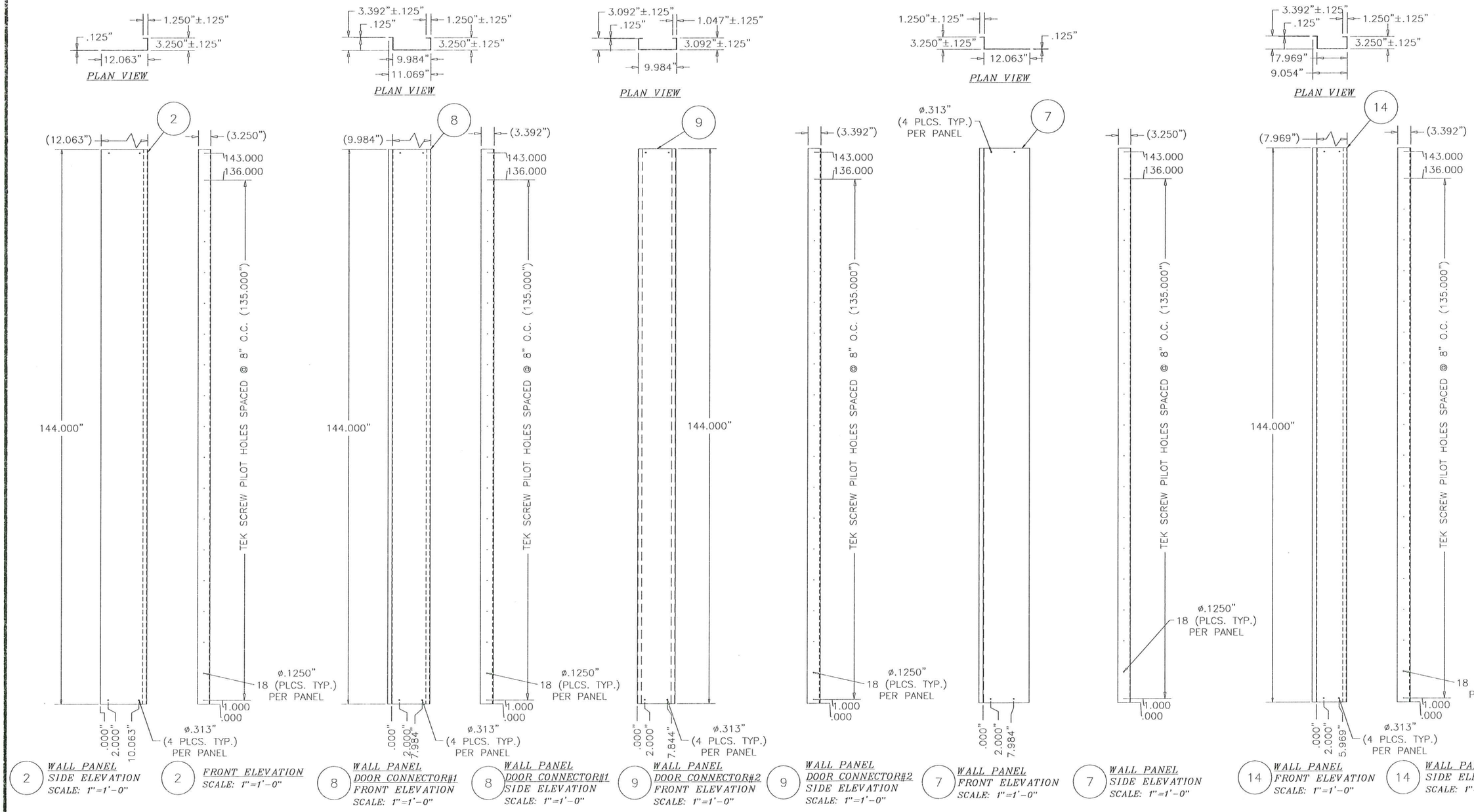

NOTE:

1. PILOT HOLES FOR .250"Ø-14 X 1"L TEK-SCREWS (TYP. THIS PART SHOWN WHEN MECHANICAL FASTENERS ARE REQUIRED)
2. 3/8"Ø CONNECTION HOLES REQUIRED FOR MECHANICAL OR VHB CONSTRUCTIONS.
3. OPTIONAL PANEL ATTACHING METHODS USING VHB (1) TAPE CONTINUOUS SEAM PER PANEL ATTACHMENT 0.063" NOMINAL THICK X 1"W X PANEL LENGTH VHB CF62 3M ADHESIVE TAPE CONFORMABLE ACRYLIC CLOSED CELL FOAM ASTM D-1002, ASTM D-3330.
4. ALL TAPE INSTALLATIONS ARE TO PERFORMED TO 3M SPECIFICATION OF INSTALLATIONS 3M VHB TECHNICAL BULLETIN.

PRODUCT REVISED
as complying with the Florida
Building Code
Acceptance No 25-1020.02
Expiration Date 09/22/2026
By
Miami Dade Product Control

JAMES L. McCALL
LICENSE
No. 34555
STATE OF FLORIDA
PROFESSIONAL ENGINEER

REV#	DESCRIPTION	BY	DATE
REV01	REV'D. SHT#1 TO SHOW MAX. LOAD TEST RESULTS FROM CTL	HSK	01.24.11
REV02	REV'D. MAX. LOAD TEST RESULTS TO SHOWN RACK LOADS	CWM	05.31.11
REV03	REVISED DWGS TO MATCH CTL LABS SUBMITTED DWGS	CWM	06.30.11
REV04	REVISED DWGS PER MIAMI-DADE MARKUPS.	CWM	09.12.11
REV05	UPDATED "NOTES" TO FBC 2014, UPDATED TITLE BLOCK	JTN	07.15.16
REV06	UPDATED "NOTES" TO FBC 2017, UPDATED TITLE BLOCK	RCH	12.04.17
REV07	UPDATED "NOTES" TO FBC 2020, UPDATED TITLE BLOCK	A.M.	02/19/21
REV08	UPDATED "NOTES" TO FBC 2023, UPDATED TITLE BLOCK	A.M.	03/25/24

TITLE PROJECT TYPE: COMPONENT PARTS
TANK LABEL: ☐UL-142 ☐UL-2085
FLORIDA D.E.P. CERTIFICATION NOS. ☐EG-013 ☐EG-625

RING POWER CORPORATION DBA PHOENIX PRODUCTS
1544 EAST 8TH STREET
JACKSONVILLE, FL 32206
PH.904.354.1868
FAX.904.354.7929

JOB# 09-7257

DRAWN BY:	HSK
CHECKED BY:	
DATE:	03.25.09
SCALE:	N.T.S.

RING POWER CORPORATION
1544 EAST 8TH STREET
JACKSONVILLE, FLORIDA 32206

PHOENIX PRODUCTS

MIAMI-DADE NOA
HVHZ ENCLOSURE

COPYRIGHT © 2009 PHOENIX PRODUCTS, ALL RIGHTS RESERVED

Phoenix Products

COMP2

SHEET: 9 OF 13





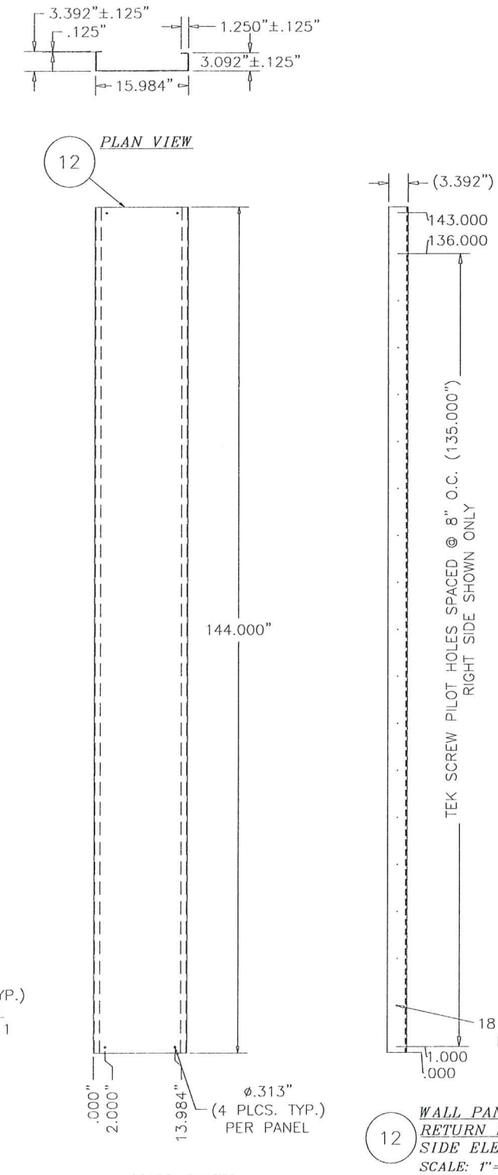

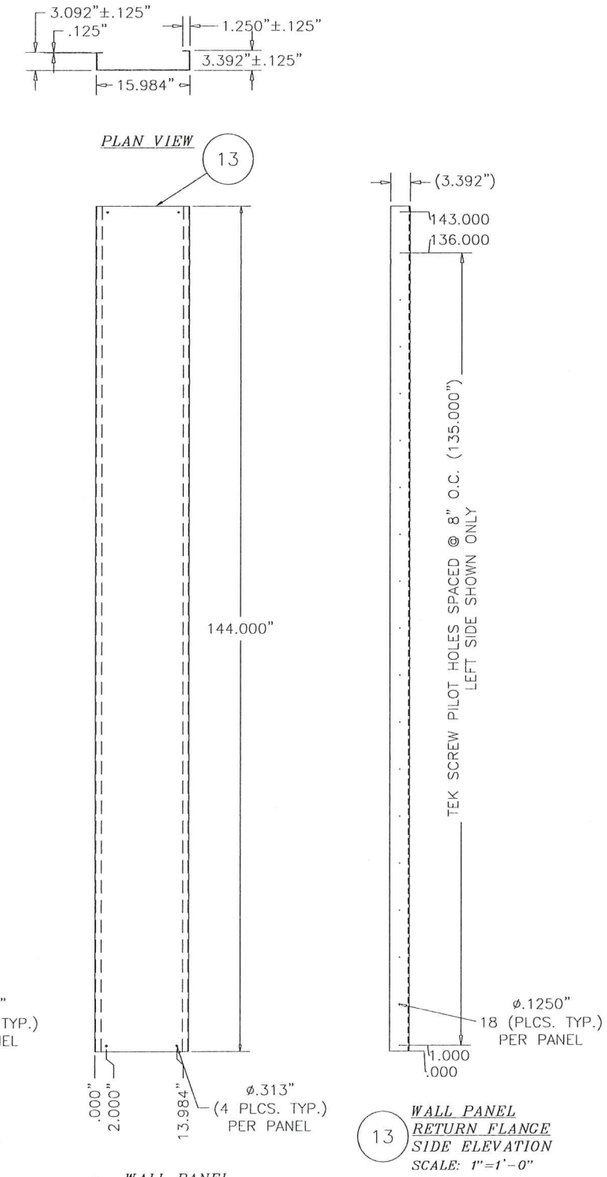

NOTE:

1. PILOT HOLES FOR .250"Ø-14 X 1"L TEK-SCREWS (TYP. THIS PART SHOWN WHEN MECHANICAL FASTENERS ARE REQUIRED)
2. 3/8"Ø CONNECTION HOLES REQUIRED FOR MECHANICAL OR VHB CONSTRUCTIONS.
3. OPTIONAL PANEL ATTACHING METHODS USING VHB (1) TAPE CONTINUOUS SEAM PER PANEL ATTACHMENT 0.063" NOMINAL THICK X 1"W X PANEL LENGTH VHB CF62 3M ADHESIVE TAPE CONFORMABLE ACRYLIC CLOSED CELL FOAM ASTM D-1002, ASTM D-3330.
4. ALL TAPE INSTALLATIONS ARE TO PERFORMED TO 3M SPECIFICATION OF INSTALLATIONS 3M VHB TECHNICAL BULLETIN.

PRODUCT REVISED
as complying with the Florida
Building Code
Acceptance No 25-1020.02
Expiration Date 04/22/2026
By
Miami Dade Product Control

JAMES L. McCALL
LICENSE
No. 84555
STATE OF FLORIDA
PROFESSIONAL ENGINEER

REV#	DESCRIPTION	BY	DATE:
REV01	REV'D SHT#1 TO SHOW MAX. LOAD TEST RESULTS FROM CTL	HSK	01.24.11
REV02	REV'D MAX. LOAD TEST RESULTS TO SHOWN RACK LOADS	CWM	05.31.11
REV03	REVISED DWGS TO MATCH CTL LABS SUBMITTED DWGS	CWM	06.30.11
REV04	REVISED DWGS PER MIAMI-DADE MARKUPS.	CWM	09.12.11
REV05	UPDATED "NOTES" TO FBC 2014, UPDATED TITLE BLOCK	JTN	07.15.16
REV06	UPDATED "NOTES" TO FBC 2017, UPDATED TITLE BLOCK	RCH	12.14.17
REV07	UPDATED "NOTES" TO FBC 2020, UPDATED TITLE BLOCK	A.M.	02.19.21
REV08	UPDATED "NOTES" TO FBC 2023, UPDATED TITLE BLOCK	A.M.	03.25.24

TITLE PROJECT TYPE: COMPONENT PARTS
TANK LABEL: ☐UL-142 ☐UL-2085
FLORIDA D.E.P. CERTIFICATION NOS: ☐EG-013 ☐EG-625

RING POWER CORPORATION DBA PHOENIX PRODUCTS
1544 EAST 8TH STREET
JACKSONVILLE, FL 32206
PH.904.354.1958
FAX.904.354.7929

JOB# 00-7257

DRAWN BY:	HSK
CHECKED BY:	
DATE:	01.25.09
SCALE:	N.T.S.

RING POWER CORPORATION
PHOENIX PRODUCTS
1544 EAST 8TH STREET
JACKSONVILLE, FLORIDA 32206

MIAMI-DADE NOA
HVHZ ENCLOSURE

COPYRIGHT © 2008 PHOENIX PRODUCTS ALL RIGHTS RESERVED

Phoenix Products

COMP3

SHEET:
10OF13



52 ROOF STARTER PANEL
SIDE ELEVATION
SCALE: 1"=1'-0"

52 FRONT ELEVATION
SCALE: 1"=1'-0"



51 ROOF STARTER PANEL
SIDE ELEVATION
SCALE: 1"=1'-0"

51 FRONT ELEVATION
SCALE: 1"=1'-0"



56 BAR GRATING
PLAN VIEW
SCALE: 1"=1'-0"

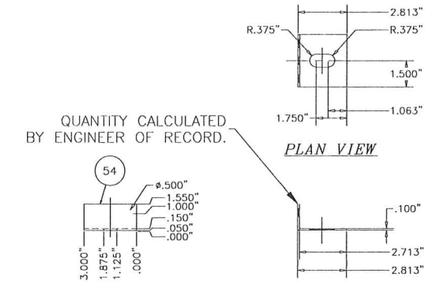

54 FRONT ELEVATION SIDE ELEVATION
ENCLOSURE TIE DOWN BRACKET#2
12 GA.-304 ASTM A240 STAINLESS STEEL
SCALE: 3" = 1'-0"

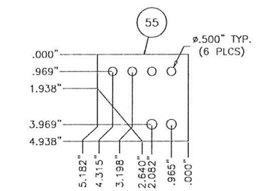

55 ELEVATION
EXTERIOR SUPPORT STRUCTURE TIE BRACKET
12 GA.-304 ASTM A240 STAINLESS STEEL
SCALE: 3" = 1'-0"

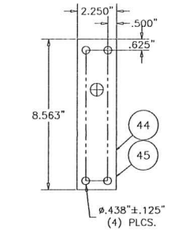

44 ELEVATION - HARDWARE
BACKING PLATE
SCALE: 1"= 1'-0"

45

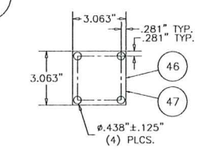

46 ELEVATION - TOP/BOTTOM LATCH
BACKING PLATE
SCALE: 3"= 1'-0"

47

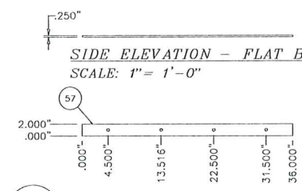

57 PLAN VIEW - FLAT BAR
SCALE: 1"= 1'-0"

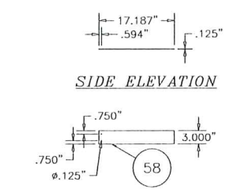

58 PLAN VIEW
HORIZONTAL ROOF PANEL SUPPORT
ROOF TEST ASSEMBLY
SCALE: 1"= 1'-0"

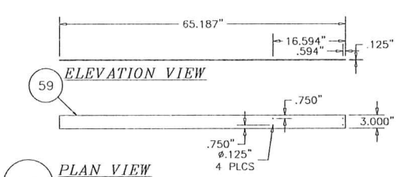

59 PLAN VIEW
HORIZONTAL ROOF PANEL SUPPORT
ROOF TEST ASSEMBLY
SCALE: 1"= 1'-0"

NOTE:

1. PILOT HOLES FOR .250"Ø-14 X 1"L TEK-SCREWS (TYP. THIS PART SHOWN WHEN MECHANICAL FASTENERS ARE REQUIRED)
2. 3/8"Ø CONNECTION HOLES REQUIRED FOR MECHANICAL OR VHB CONSTRUCTIONS.
3. OPTIONAL PANEL ATTACHING METHODS USING VHB (1) TAPE CONTINUOUS SEAM PER PANEL ATTACHMENT 0.063" NOMINAL THICK X 1"W X PANEL LENGTH VHB CF62 3M ADHESIVE TAPE CONFORMABLE ACRYLIC CLOSED CELL FOAM ASTM D-1002, ASTM D-3330.
4. ALL TAPE INSTALLATIONS ARE TO PERFORMED TO 3M SPECIFICATION OF INSTALLATIONS 3M VHB TECHNICAL BULLETIN.

PRODUCT REVISED
as complying with the Florida
Building Code
Acceptance No 25-1020.02
Expiration Date 09/22/2026
By
Miami Dade Product Control

JAMES L. McCALL
LICENSE
No. 84555
STATE OF FLORIDA
PROFESSIONAL ENGINEER

REV#	DESCRIPTION	BY	DATE
REV01	REV'D SHT#1 TO SHOW MAX. LOAD TEST RESULTS FROM CTL	HSK	01.24.11
REV02	REV'D MAX. LOAD TEST RESULTS TO SHOWN RACK LOADS	CWM	05.31.11
REV03	REVISED DWGS TO MATCH CTL LABS SUBMITTED DWGS	CWM	06.30.11
REV04	REVISED DWGS PER MIAMI-DADE MARKUPS.	CWM	09.12.11
REV05	UPDATED "NOTES" TO FBC 2014. UPDATED TITLE BLOCK	JTN	07.15.16
REV06	UPDATED "NOTES" TO FBC 2017 UPDATED TITLE BLOCK	RCH	12.24.17
REV07	UPDATED "NOTES" TO FBC 2020. UPDATED TITLE BLOCK	A.M.	02.19.21
REV08	UPDATED "NOTES" TO FBC 2023. UPDATED TITLE BLOCK	A.M.	03.25.23

TITLE PROJECT TYPE: COMPONENT PARTS
TANK LABEL: ☐ UL-142 ☐ UL-2085
FLORIDA D.E.P. CERTIFICATION NOS. ☐ EQ-013 ☐ EQ-625

RING POWER CORPORATION DBA PHOENIX PRODUCTS
1544 EAST 8TH STREET PH.904.354.1868
JACKSONVILLE,FL 32206 FAX.904.354.7929

JOB# 09-7257

DRAWN BY:	HSK
CHECKED BY:	
DATE:	03.25.09
SCALE:	N.T.S.

RING POWER CORPORATION DBA PHOENIX PRODUCTS
1544 EAST 8TH STREET
JACKSONVILLE, FLORIDA 32206

MIAMI-DADE NOA
HVHZ ENCLOSURE

COPYRIGHT © 2009 RINGPOWER PRODUCTS ALL RIGHTS RESERVED

Phoenix Products

COMP4

SHEET: 11OF13

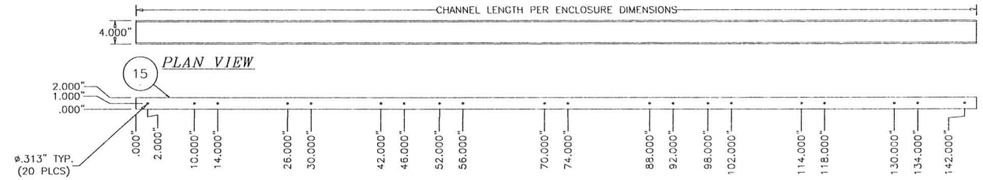

15 FRONT ELEVATION – BOTTOM C-CHANNEL WALL ASSEMBLY
SCALE: 1"= 1'-0"

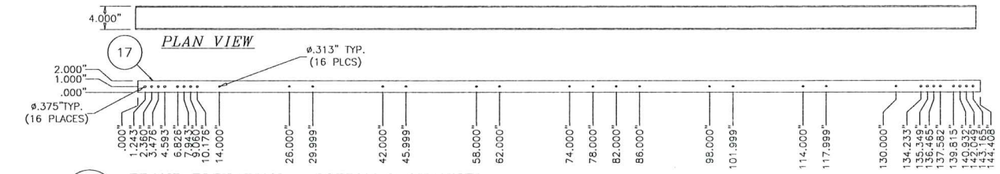

17 FRONT ELEVATION – BOTTOM C-CHANNEL END WALL ASSEMBLY
SCALE: 1"= 1'-0"

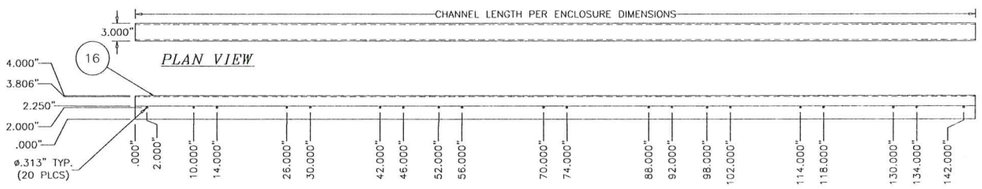

16 FRONT ELEVATION – TOP J-CHANNEL WALL ASSEMBLY & ROOF TEST ASSEMBLY
SCALE: 1"= 1'-0"

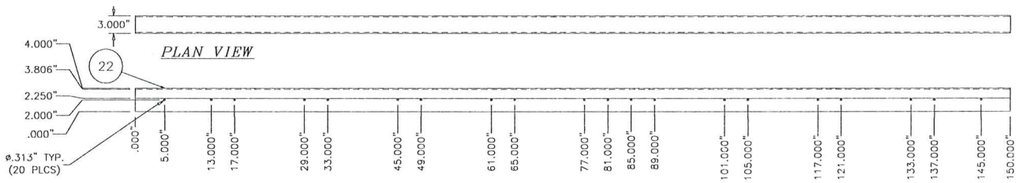

22 FRONT ELEVATION – TOP J-CHANNEL END WALL ASSEMBLY
SCALE: 1"= 1'-0"

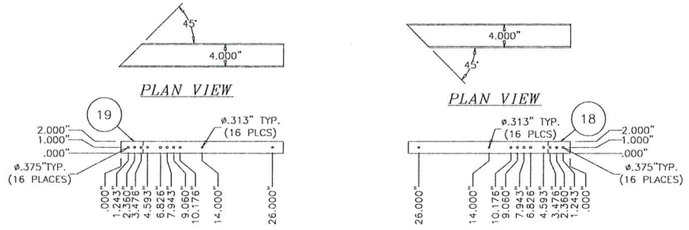

18 19 FRONT ELEVATION – BOTTOM C-CHANNEL RETURN END WALL ASSEMBLY
SCALE: 1"= 1'-0"

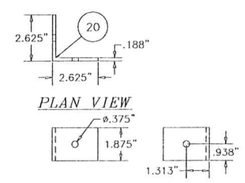

20 SIDE ELEVATION INTERIOR CORNER BRACKET
.190 6061T6 ASTM B221 ALUMINUM
SCALE: 3"= 1'-0"

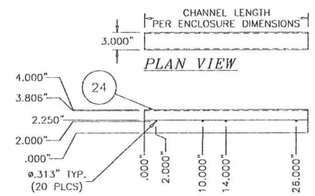

24 FRONT ELEVATION TOP J-CHANNEL RETURN END WALL ASSEMBLY
SCALE: 1"= 1'-0"

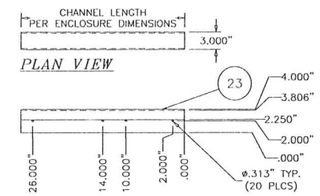

23 FRONT ELEVATION TOP J-CHANNEL RETURN END WALL ASSEMBLY
SCALE: 1"= 1'-0"

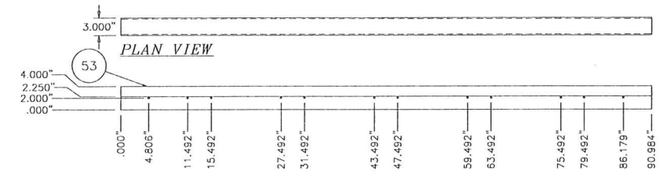

53 FRONT ELEVATION TOP J-CHANNEL ROOF TEST ASSEMBLY
SCALE: 1"= 1'-0"

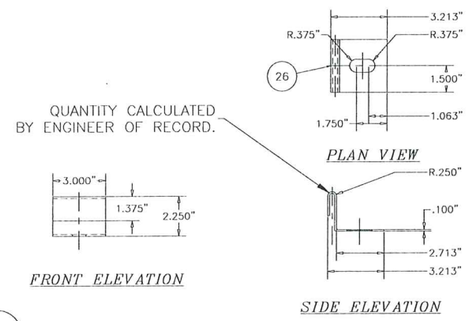

26 ENCLOSURE TIE DOWN BRACKET
12 GA.-304 ASTM A240 STAINLESS STEEL

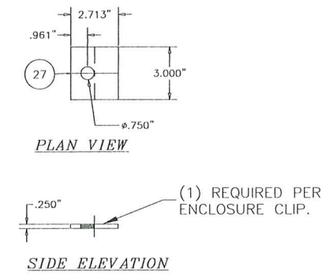

27 ENCLOSURE BRACKET BACKING PLATE
.250"-304 ASTM A240 STAINLESS STEEL

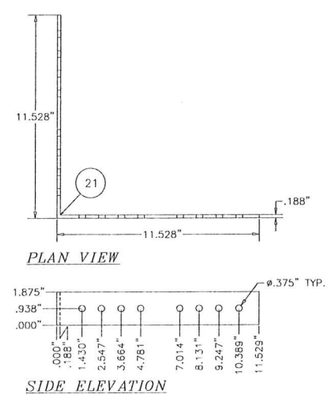

21 EXTERIOR CORNER BRACKET
.190 6061T6 ASTM B221 ALUMINUM
SCALE: 3"= 1'-0"

PRODUCT REVISED
as complying with the Florida
Building Code
Acceptance No 25-1020.02
Expiration Date 09/22/2026
By
Miami Dade Product Control

JAMES L. McCALL
LICENSE
No. 34535
STATE OF FLORIDA
PROFESSIONAL ENGINEER

REV#	DESCRIPTION	BY	DATE:
REV01	REV'D SHT#1 TO SHOW MAX. LOAD TEST RESULTS FROM CTL	HSK	01.24.11
REV02	REV'D MAX. LOAD TEST RESULTS TO SHOWN RACK LOADS	CWM	05.31.11
REV03	REVISED DWGS TO MATCH CTL LABS SUBMITTED DWGS	CWM	06.30.11
REV04	REVISED DWGS PER MIAMI-DADE MARKUPS.	CWM	09.12.11
REV05	UPDATED "NOTES" TO FBC 2014, UPDATED TITLE BLOCK	JTN	07.15.16
REV06	UPDATED "NOTES" TO FBC 2017, UPDATED TITLE BLOCK	RCH	12.04.17
REV07	UPDATED "NOTES" TO FBC 2020, UPDATED TITLE BLOCK	A.M.	02.19.21
REV08	UPDATED "NOTES" TO FBC 2023, UPDATED TITLE BLOCK	A.M.	03.25.24

TITLE PROJECT TYPE: COMPONENT PARTS
TANK LABEL: ☐ UL-142 ☐ UL-2085
FLORIDA D.E.P. CERTIFICATION NOS. ☐ EQ-013 ☐ EQ-625

RING POWER CORPORATION DBA PHOENIX PRODUCTS
1644 EAST 8TH STREET
JACKSONVILLE, FL 32206
PH.904.354.1658
FAX.904.354.7929

JOB# 09-7257
DRAWN BY: HSK
CHECKED BY:
DATE: 03.25.09
SCALE: N.T.S.

RING POWER CORPORATION
PHOENIX PRODUCTS
1644 EAST 8TH STREET
JACKSONVILLE, FLORIDA 32206

MIAMI-DADE NOA
HVHZ ENCLOSURE

COPYRIGHT © 2009 PHOENIX PRODUCTS ALL RIGHTS RESERVED.

Phoenix Products

COMP5

SHEET: 12OF13

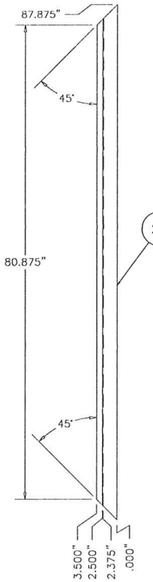

29 EXTERIOR ELEVATION
DOOR JAMB
SCALE: 1"= 1'-0"

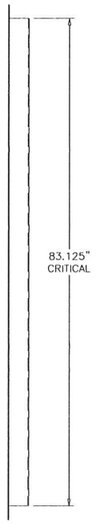

29 SIDE ELEVATION
DOOR JAMB
SCALE: 1"= 1'-0"

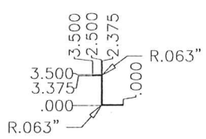

29 TYPICAL PLAN VIEW
DOOR JAMB PROFILE
SCALE: 1-1/2"= 1'-0"

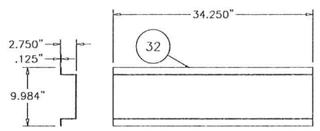

PROFILE

32 ELEVATION – INTERNAL DOOR BRACE
SCALE: 1"= 1'-0"

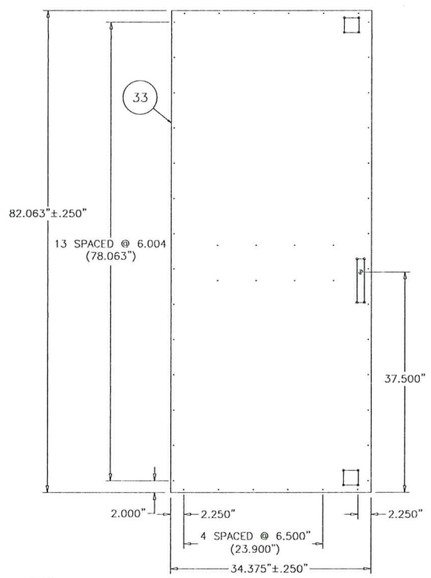

33 INTERNAL ELEVATION – DOOR INNER SKIN
SCALE: 1"= 1'-0"

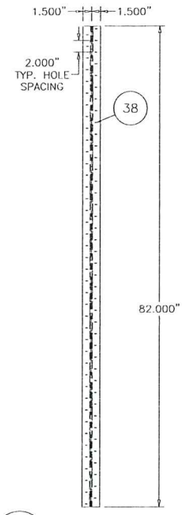

38 ELEVATION – HINGE
SCALE: 1"= 1'-0"

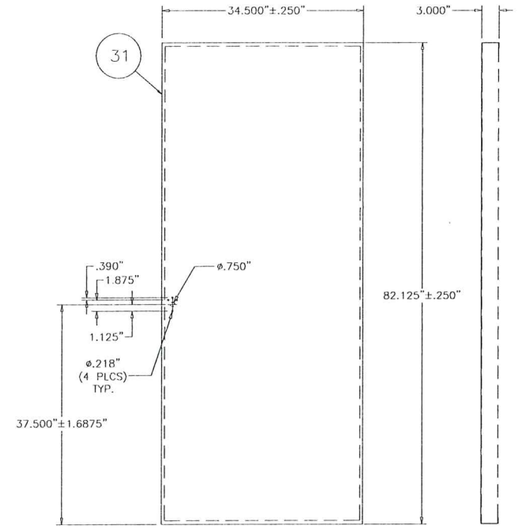

31 EXTERNAL ELEVATION
DOOR PANEL OUTER SKIN
SCALE: 1"= 1'-0"

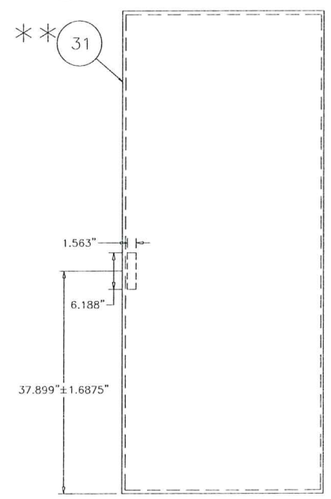

31 **OPTIONAL HARDWARE DOOR
EXTERNAL ELEVATION
DOOR PANEL OUTER SKIN
SCALE: 1"= 1'-0"

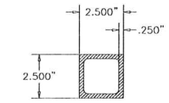

10 PLAN VIEW
VERTICAL TUBE SUPPORT
SCALE: 3"= 1'-0"



10 FRONT ELEVATION
VERTICAL TUBE SUPPORT
SCALE: 1"= 1'-0"

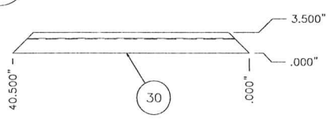

30 EXTERIOR ELEVATION
DOOR JAMB
SCALE: 1"= 1'-0"



30 SIDE ELEVATION
DOOR JAMB
SCALE: 1"= 1'-0"

REV#	DESCRIPTION	BY	DATE
REV01	REV'D SHT#1 TO SHOW MAX. LOAD TEST RESULTS FROM CTL	HSK	01.24.11
REV02	REV'D MAX. LOAD TEST RESULTS TO SHOWN RACK LOADS	CWM	05.31.11
REV03	REVISED DWGS TO MATCH CTL LABS SUBMITTED DWGS	CWM	06.30.11
REV04	REVISED DWGS PER MIAMI-DADE MARKUPS.	CWM	09.12.11
REV05	UPDATED "NOTES" TO FBC 2014, UPDATED TITLE BLOCK	JTN	07.15.16
REV06	UPDATED "NOTES" TO FBC 2017, UPDATED TITLE BLOCK	RCH	12.14.17
REV07	UPDATED "NOTES" TO FBC 2020, UPDATED TITLE BLOCK	A.M.	02.19.21
REV08	UPDATED "NOTES" TO FBC 2023, UPDATED TITLE BLOCK	A.M.	03.25.24

TITLE PROJECT TYPE: COMPONENT PARTS
TANK LABEL: ☐ UL-142 ☐ UL-2085
FLORIDA D.E.P. CERTIFICATION NOS. ☐ EG-013 ☐ EG-625

RING POWER CORPORATION DBA PHOENIX PRODUCTS
1544 EAST 6TH STREET
JACKSONVILLE, FL 32206
PH.904.354.1858
FAX.904.354.7929

JOB# 09-72657

DRAWN BY:	HSK
CHECKED BY:	
DATE:	03.25.09
SCALE:	N.T.S.

RING POWER CORPORATION DBA
PHOENIX PRODUCTS
1544 EAST 6TH STREET
JACKSONVILLE, FLORIDA 32206

MIAMI-DADE NOA
HVHZ ENCLOSURE

COPYRIGHT © 2008 PHOENIX PRODUCTS ALL RIGHTS RESERVED

Phoenix Products

COMP6

SHEET:
130F13

PRODUCT REVISED
as complying with the Florida
Building Code
Acceptance No 25-1020.06
Expiration Date 09/22/2026
By
Miami Dade Product Control

JAMES L. McCALL
LICENSE
No. 24555
STATE OF FLORIDA
PROFESSIONAL ENGINEER