



DEPARTMENT OF REGULATORY AND ECONOMIC RESOURCES (RER)  
BOARD AND CODE ADMINISTRATION DIVISION

MIAMI-DADE COUNTY  
PRODUCT CONTROL SECTION  
11805 SW 26 Street, Room 208  
Miami, Florida 33175-2474  
T (786) 315-2590 F (786) 315-2599  
[www.miamidade.gov/economy](http://www.miamidade.gov/economy)

## NOTICE OF ACCEPTANCE (NOA)

**Crowther Roofing & Sheet Metal of Florida, Inc.**  
1243 Rockfill Road  
Fort Myers, FL. 33916

### SCOPE:

This NOA is being issued under the applicable rules and regulations governing the use of construction materials. The documentation submitted has been reviewed and accepted by Miami-Dade County RER - Product Control Section to be used in Miami-Dade County and other areas where allowed by the Authority Having Jurisdiction (AHJ).

This NOA shall not be valid after the expiration date stated below. The Miami-Dade County Product Control Section (In Miami-Dade County) and/or the AHJ (in areas other than Miami-Dade County) reserve the right to have this product or material tested for quality assurance purposes. If this product or material fails to perform in the accepted manner, the manufacturer will incur the expense of such testing and the AHJ may immediately revoke, modify, or suspend the use of such product or material within their jurisdiction. RER reserves the right to revoke this acceptance, if it is determined by Miami-Dade County Product Control Section that this product or material fails to meet the requirements of the applicable building code.

This product is approved as described herein and has been designed to comply with the Florida Building Code including the High Velocity Hurricane Zone of the Florida Building Code.

### DESCRIPTION: Sentrigard SL 150 H 24 Ga. Steel over Wood

**LABELING:** Each unit shall bear a permanent label with the manufacturer's name or logo, city, state and following statement: "Miami-Dade County Product Control Approved", unless otherwise noted herein.

**RENEWAL** of this NOA shall be considered after a renewal application has been filed and there has been no change in the applicable building code negatively affecting the performance of this product.

**TERMINATION** of this NOA will occur after the expiration date or if there has been a revision or change in the materials, use, and/or manufacture of the product or process. Misuse of this NOA as an endorsement of any product, for sales, advertising or any other purposes shall automatically terminate this NOA. Failure to comply with any section of this NOA shall be cause for termination and removal of NOA.

**ADVERTISEMENT:** The NOA number preceded by the words Miami-Dade County, Florida, and followed by the expiration date may be displayed in advertising literature. If any portion of the NOA is displayed, then it shall be done in its entirety.

**INSPECTION:** A copy of this entire NOA shall be provided to the user by the manufacturer or its distributors and shall be available for inspection at the job site at the request of the Building Official.

This NOA consists of pages 1 through 7.  
The submitted documentation was reviewed by Rafael Macedo.

01/22/26



NOA No.: 25-1216.07  
Expiration Date:01/22/31  
Approval Date:01/22/26  
Page 1 of 7

**ROOFING SYSTEM APPROVAL:**

**Category:** Roofing  
**Sub-Category:** Non-Structural Metal Panels  
**Material:** Steel  
**Deck Type:** Wood  
**Maximum Design Pressure** -116.00 psf

**TRADE NAMES OF PRODUCTS MANUFACTURED OR LABELED BY APPLICANT:**

<u>Product</u>	<u>Dimensions</u>	<u>Test Specifications</u>	<u>Product Description</u>
SL 150 H	Length: various Height: 1.5” Width: 16” Thickness = 24ga (0.024”) Min. Yield Strength: 56 ksi.	TAS 110	Corrosion resistant, steel, coated snap-lock panel.

**TRADE NAMES OF PRODUCTS MANUFACTURED BY OTHERS:**

<u>Product</u>	<u>Dimensions</u>	<u>Test Specifications</u>	<u>Product Description</u>
1023821 – SL 150R Fixed Clips	Length: 3.5” Height: 1.5” Width: 2” Thickness 18 ga	TAS 110	Corrosion resistant, G90 Galvanized 18 gauge steel clip manufactured by SFS Intec.

**EVIDENCE SUBMITTED:**

<u>Test Agency</u>	<u>Test Identifier</u>	<u>Test Name/Report</u>	<u>Date</u>
Farabaugh Engineering and Testing Inc.	T107-07A	TAS 100	01/15/07
Force Engineering & Testing, Inc.	261-0467T-07A-D	TAS 125	03/28/07
PRI Construction Materials Technologies	VLS-015-02-01	ASTM G 155	05/05/18
Sherwin Williams /Flouropon		ASTM B 117	05/30/19



## APPROVED ASSEMBLIES:

<b>System:</b>	SL 150 H 24ga Steel 16" wide panel
<b>Deck Type:</b>	Wood, Non-insulated
<b>Deck Description:</b>	New Construction <sup>19</sup> / <sub>32</sub> " or greater plywood or wood plank.
<b>Slope Range:</b>	2": 12" or greater
<b>Maximum Uplift Pressure:</b>	See Table A below

---

**Deck Attachment:** In accordance with applicable Building Code, but in no case shall it be less than 8d annular ring shank nails spaced 6" o.c. In reroofing, where the deck is less than <sup>19</sup>/<sub>32</sub>" thick (Minimum <sup>15</sup>/<sub>32</sub>" ) The above attachment method must be in addition to existing attachment.

**Underlayment:** Minimum underlayment shall be an ASTM D 226 Type II installed with a minimum 4" side-lap and 6" end-laps. Underlayment shall be fastened with corrosion resistant tin-caps and 12 gauge 1 1/4" annular ring-shank nails, spaced 6" o.c. at all laps and two staggered rows 12" o.c. in the field of the roll. Or, any approved underlayment having a current NOA.

Additionally, install an 18" wide strip of W.R. Grace Ice and Water Shield along the entire eave and rake on top of the ASTM D 226 Type II underlayment.

**Fire Barrier Board:** Any approved fire barrier having a current NOA, or for class A or B fire rating, install minimum 1/4" thick Georgia Pacific "Dens Deck" (with current NOA) or minimum 4mm thick of Tritex, RockRoof (with current NOA) or 5/8" water resistant type X gypsum sheathing with treated core and facer.

**Valleys:** Valley construction shall be in compliance with Roofing Application Standard RAS 133 and with the current published installation instructions and details in Sentigard Metal Roofing Systems Association, Inc.'s Installation Manual.

Additionally, install a full sheet of W.R. Grace Ice and Water Shield underlayment, centered on the valley, on top of the ASTM D 226 Type II underlayment.

**Metal Panels and Accessories:**

Install the "SL 150 H 24ga Steel Panel" including flashing penetrations, valleys, end laps and accessories in compliance "Sentigard Metal Roofing Systems Association, Inc.'s" current, published installation instructions and in compliance with the minimum requirements detailed in Roofing Application Standard RAS 133.

Panels shall be secured along the male rib with approved clips and two (2) corrosion resistant #12-11 Type A fasteners of sufficient length to penetrate through the sheathing a minimum of  $3/16$ ". The panel clips were placed at a spacing listed in **Table A** below. The adjacent panel is placed over the secured panel/clip assembly and locked into place.

<b>TABLE A</b>			
<b>MAXIMUM DESIGN PRESSURES</b>			
<b>Roof Areas</b>	<b>Field</b>	<b>Perimeter and Corner<sup>1</sup></b>	<b>Perimeter and Corner<sup>1</sup></b>
<b>Maximum Design Pressures</b>	<b>-86.00 psf</b>	<b>-108.50 psf</b>	<b>-116.00 psf</b>
<b>Maximum Clip Spacing</b>	<b>24"</b>	<b>12"</b>	<b>6"</b>
<b>1. Extrapolation shall not be allowed</b>			



## LIMITATIONS

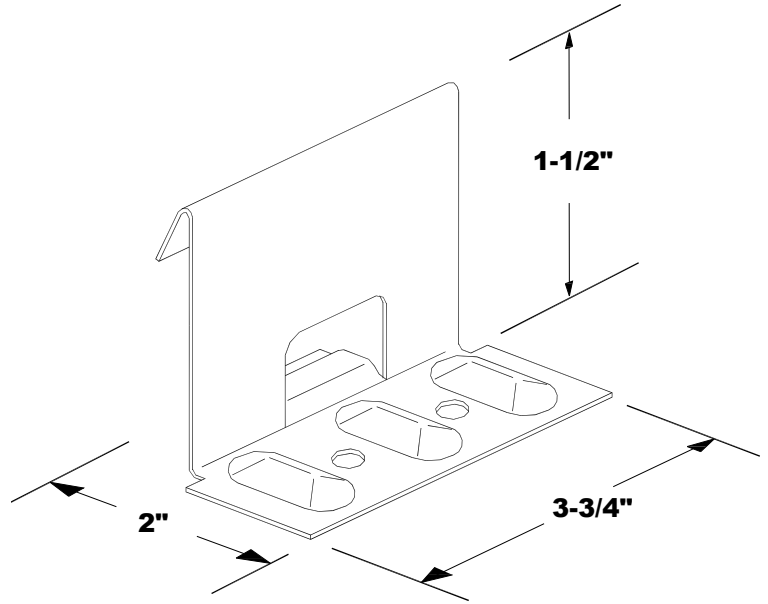
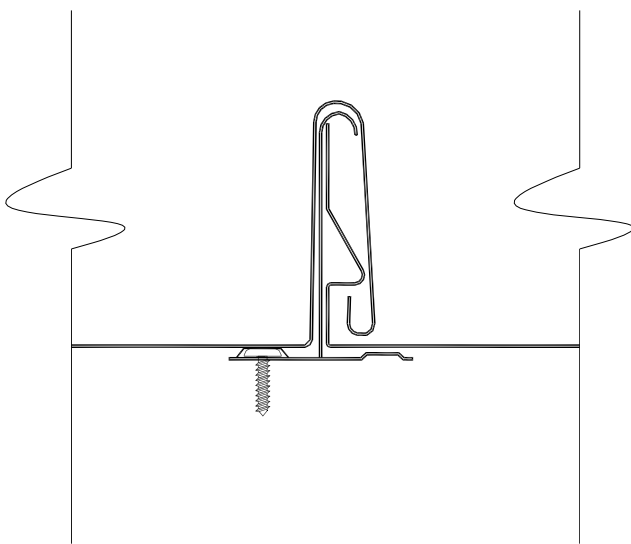
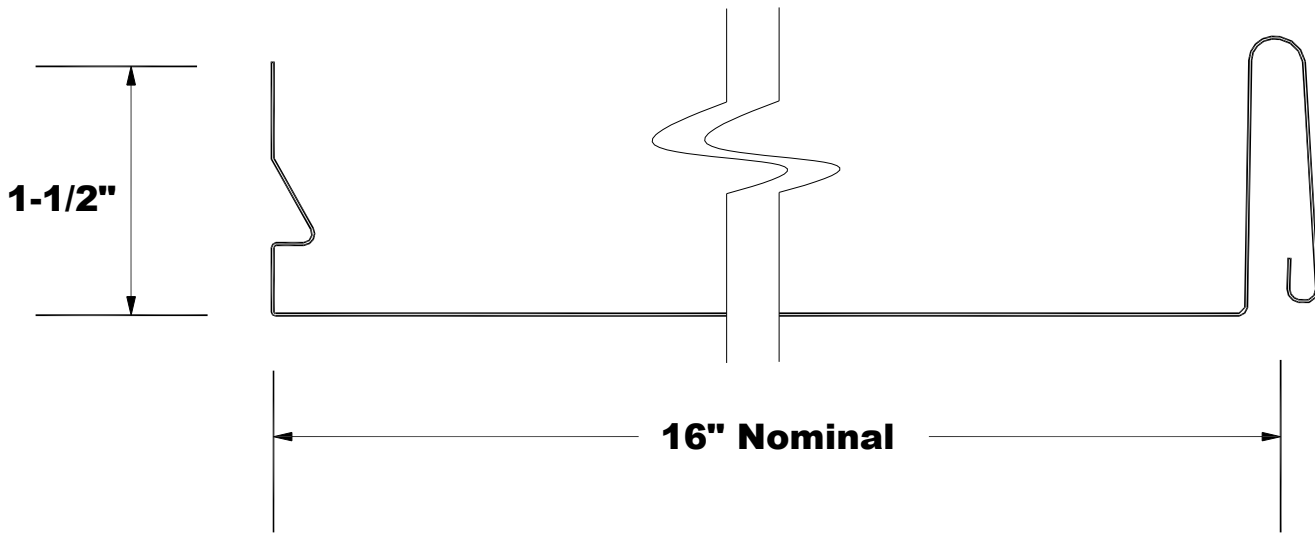
- 1 Fire classification is not part of this acceptance; refer to a current Approved Roofing Materials Directory for fire ratings of this product.
- 2 The maximum designed pressure listed herein shall be applicable to all roof pressure zones (i.e. field, perimeters, and corners). Neither rational analysis, nor extrapolation shall be permitted for enhanced fastening at enhanced pressure zones (i.e. perimeters, extended corners and corners).
2. Panels may be rolls formed in continuous lengths from eave to ridge. Maximum lengths shall be as described in Roofing Application Standard RAS 133
3. All panels shall be permanently labeled with the manufacturer's name and/or logo, and the following statement: "Miami-Dade County Product Control Approved" **or** with the Miami-Dade County Product Control Seal as seen below. All clips shall be permanently labeled with the manufacturer's name and/or logo, and/or model.



5. All products listed herein shall have a quality assurance audit in accordance with the Florida Building Code and Rule **61G20-3** of the Florida Administrative Code.
6. Panels may be jobsite roll formed with machine model #(‘s) **Q98631039A** from Sentrigard Metal Roofing Systems Association, Inc.



# PROFILE DRAWINGS



END OF THIS ACCEPTANCE



## GREEN SUSTAINABLE ATTRIBUTES (GSA)

**SCOPE:** This document is solely for the purpose of verification of Sustainable Attributes of construction materials. The documentation submitted has been reviewed by Miami-Dade County Product Control Section.

### G.1 - SOLAR REFLECTANCE AND THERMAL EMMITANCE

<u>Metal Panel Color</u>	<u>Initial Reflectance</u>	<u>Aged Reflectance</u>	<u>Initial Emittance</u>	<u>Aged Emittance</u>	<u>Solar Reflectance Index (SRI)</u>
1. Almond (T23)	0.61	0.60	0.87		73
2. Apothecary Blue (V32)	0.26	0.26	0.85		24
3. Banner Red (V93)	0.42	0.41	0.84		45
4. Bone White (V03)	0.65	0.65	0.86		78
5. Bright Copper (V25)	0.49	0.47	0.85		55
6. Bright Silver (V26)	0.60	0.60	0.77		68
7. Burgundy (V24)	0.25	0.23	0.85		23
8. Charcoal Gray (L01)	0.29	0.25	0.89		30
9. Classic Green (L02)	0.31	0.25	0.85		31
10. Colonial Red (L03)	0.35	0.23	0.85		36
11. Dark Bronze (L04)	0.28	0.25	0.89		29
12. Hartford Green (L05)	0.30	0.25	0.85		30
13. Hemlock Green (L06)	0.37	0.32	0.85		39
14. Mansard Brown (L07)	0.29	0.25	0.86		29
15. Matte Black (L08)	0.29	0.25	0.86		29
16. Medium Bronze (L09)	0.30	0.25	0.86		30
17. Musket Gray (L10)	0.33	0.31	0.85		34
18. Old Town Gray (L18)	0.40	0.35	0.86		43
19. Patina Green (V14)	0.29	0.28	0.87		29
20. Pewter (L11)	0.36	0.35	0.85		38
21. Regal Blue (L12)	0.28	0.25	0.89		29
22. Regal White (V38)	0.68	0.67	0.86		82
23. Sandstone (V17)	0.54	0.53	0.86		63
24. Sierra Tan (V70)	0.38	0.38	0.85		40
25. Slate Blue (L13)	0.29	0.25	0.86		29
26. Slate Gray (L14)	0.40	0.39	0.86		43
27. Stone White (V31)	0.61	0.61	0.85		72
28. Surrey Beige (V21)	0.40	0.39	0.86		43
29. Teal (L15)	0.30	0.28	0.85		30
30. Terra Cotta (V23)	0.39	0.38	0.84		41

### G.4 - RECYCLED CONTENT / BIO-BASED MATERIAL / RAPIDLY RENEWABLE MATERIAL

<u>Component Name</u>	<u>% Recycled Content at Manuf.</u>	<u>% Recycled at Disposal</u>	<u>% Bio-based Material</u>	<u>% Renewable Material</u>
1. Sentrigard SL 150 H (Steel)	31.96%	100%		

### G.6 - ROOF SYSTEM LIFE CYCLE

<u>Years</u>	<u>Assemblies:</u>
40	Sentrigard Metal Roofing Systems Association, Inc. – All Assemblies

G-1