

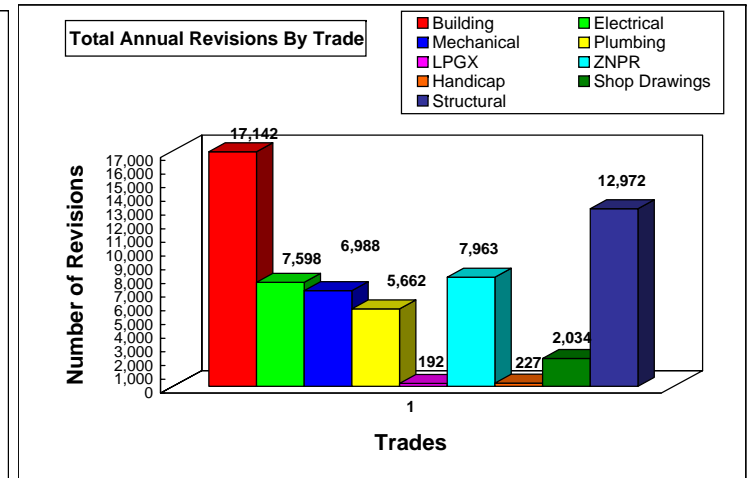
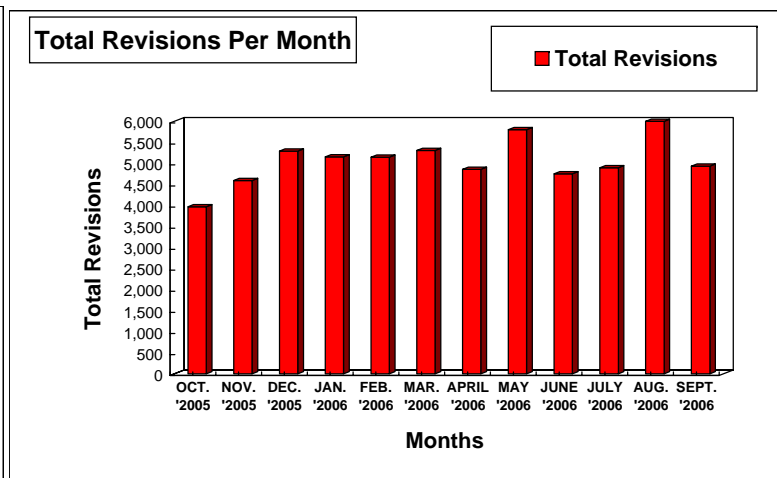
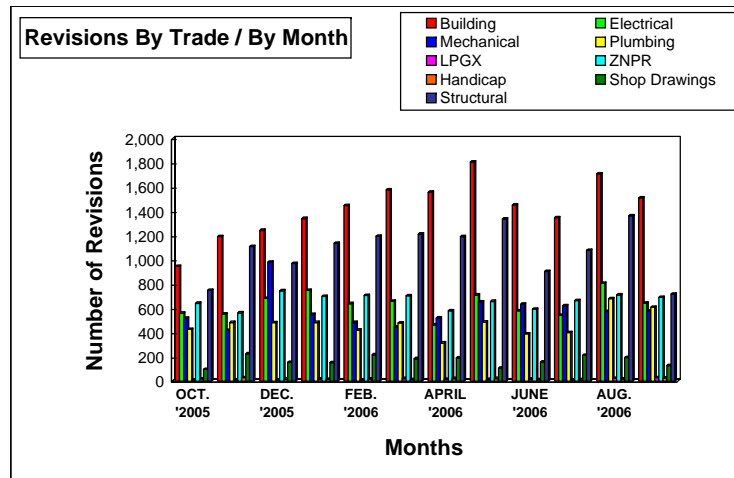
MIAMI-DADE COUNTY BUILDING DEPARTMENT PERMIT SERVICES DIVISION

PLANS PROCESSING - REVISIONS

** Includes Dup Function **

From 10/01/2005 to 9/30/2006

	OCT. '2005	NOV. '2005	DEC. '2005	JAN. '2006	FEB. '2006	MAR. '2006	APRIL '2006	MAY '2006	JUNE '2006	JULY '2006	AUG. '2006	SEPT. '2006	TOTAL YTD	EOY PROJ*
Building	947	1,193	1,244	1,342	1,449	1,578	1,558	1,808	1,452	1,349	1,710	1,512	17,142	17,142
Electrical	561	555	684	749	640	660	463	711	580	543	808	644	7,598	7,598
Mechanical	519	419	981	550	484	449	521	655	635	622	575	578	6,988	6,988
Plumbing	427	484	483	484	421	481	315	487	390	401	680	609	5,662	5,662
LPGX	6	10	10	19	11	23	16	15	19	10	24	29	192	192
ZNPR	643	563	745	700	708	704	580	658	594	665	711	692	7,963	7,963
Handicap	18	29	17	16	18	13	23	23	14	12	19	25	227	227
Shop Drawings	98	226	155	153	218	186	192	107	159	214	196	130	2,034	2,034
Structural	749	1,111	971	1,138	1,196	1,212	1,192	1,337	905	1,079	1,364	718	12,972	12,972
Total Per Month:	3,968	4,590	5,290	5,151	5,145	5,306	4,860	5,801	4,748	4,895	6,087	4,937	60,778	60,778



Source : Information Technology Department
*EOY PROJ assume remaining months are an average of YTD Total

Data Compiled and Report Produced by the Building Department, Computer Services Section