

MIAMI-DADE COUNTY BUILDING DEPARTMENT PERMIT SERVICES DIVISION

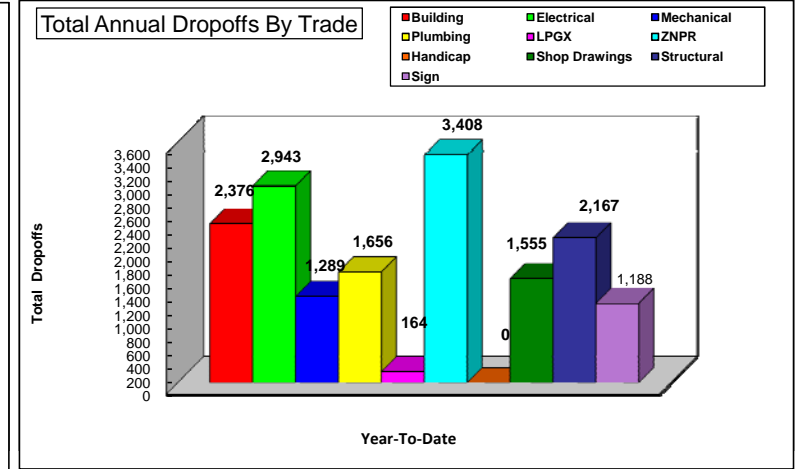
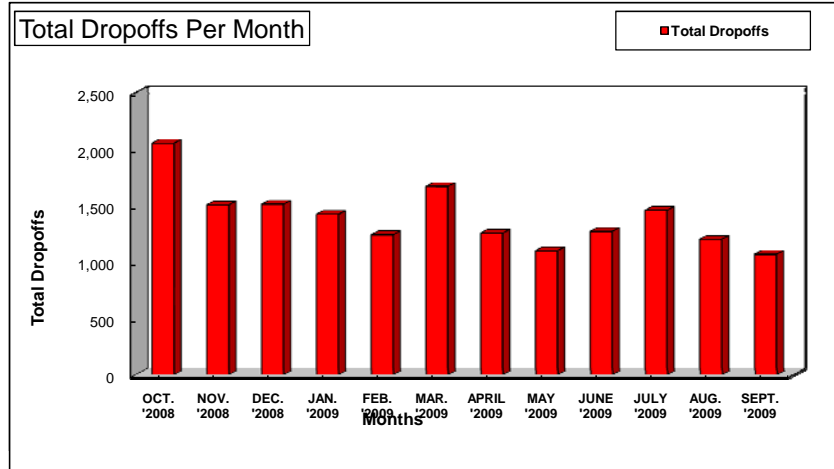
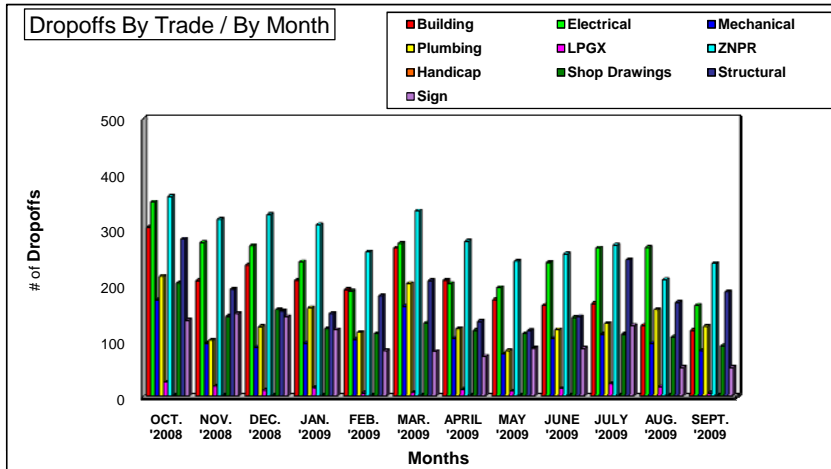
PLANS PROCESSING - DROPOFFS

INITIAL REVIEW ONLY

** Includes Dup Function **

From 10/01/2008 to 09/30/2009

	OCT. '2008	NOV. '2008	DEC. '2008	JAN. '2009	FEB. '2009	MAR. '2009	APRIL '2009	MAY '2009	JUNE '2009	JULY '2009	AUG. '2009	SEPT. '2009	TOTAL YTD	EOY PROJ*
Building	304	208	236	209	192	267	209	174	164	167	127	119	2,376	2,376
Electrical	350	277	271	242	189	275	203	196	241	267	268	164	2,943	2,943
Mechanical	173	96	88	95	102	162	104	76	104	112	95	82	1,289	1,289
Plumbing	216	101	125	159	115	203	122	82	120	131	156	126	1,656	1,656
LPGX	25	18	11	16	6	7	12	9	14	23	17	6	164	164
ZNPR	360	319	327	309	260	334	279	243	256	272	210	239	3,408	3,408
Handicap	0	0	0	0	0	0	0	0	0	0	0	0	0	0
Shop Drawings	204	144	156	122	113	132	119	113	142	112	107	91	1,555	1,555
Structural	283	193	154	149	181	208	135	118	143	246	169	188	2,167	2,167
Sign	137	149	143	120	82	81	72	87	86	127	52	52	1,188	1,188
Total Per Month:	2,052	1,505	1,511	1,421	1,240	1,669	1,255	1,098	1,270	1,457	1,201	1,067	16,746	16,746



Source : Information Technology Department
*EOY PROJ assume remaining months are an average of YTD Total

Data Compiled and Report Produced by the Building Department, Computer Services Section