

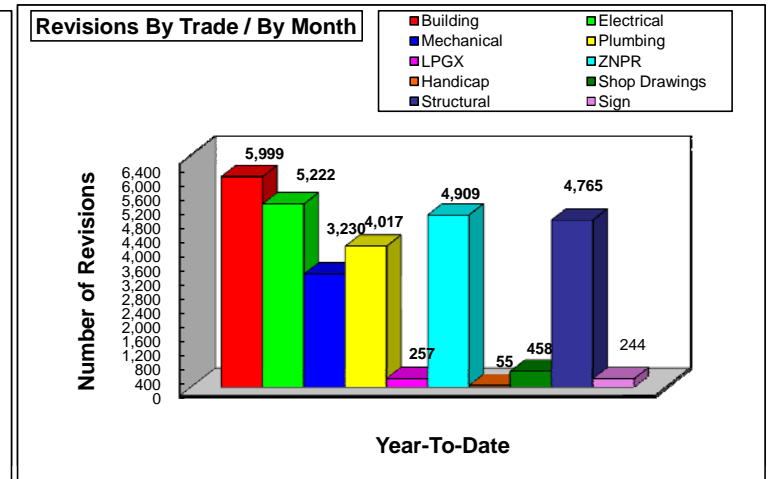
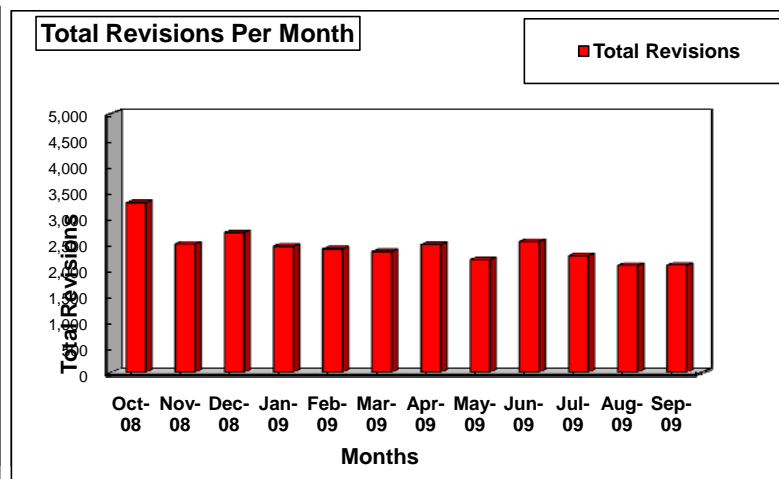
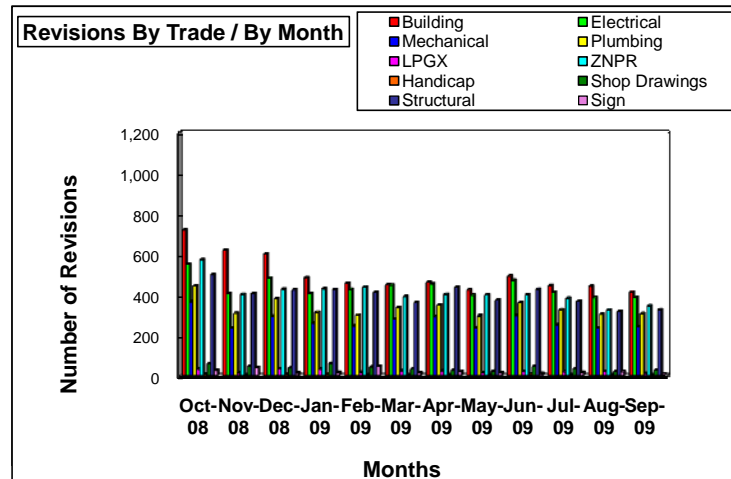
MIAMI-DADE COUNTY BUILDING DEPARTMENT PERMIT SERVICES DIVISION

PLANS PROCESSING - REVISIONS INITIAL REVIEW ONLY

** Includes Dup Function **

From 10/01/2008 to 9/30/2009

	Oct-08	Nov-08	Dec-08	Jan-09	Feb-09	Mar-09	Apr-09	May-09	Jun-09	Jul-09	Aug-09	Sep-09	TOTAL YTD	EOY PROJ*	
Building	719	619	600	484	456	448	461	422	490	445	442	413	5,999	5,999	
Electrical	550	405	481	406	427	446	454	396	471	414	384	388	5,222	5,222	
Mechanical	365	235	293	259	246	281	290	237	297	251	235	241	3,230	3,230	
Plumbing	443	307	380	313	299	336	348	296	360	326	303	306	4,017	4,017	
LPGX	31	13	32	31	17	25	25	15	19	18	19	12	257	257	
ZNPR	573	402	428	429	438	391	402	397	399	382	324	344	4,909	4,909	
Handicap	8	3	10	10	3	2	2	3	6	3	2	3	55	55	
Shop Drawings	60	47	39	62	43	32	26	24	45	32	21	27	458	458	
Structural	498	406	422	425	411	359	436	372	427	367	316	326	4,765	4,765	
Sign	26	41	13	16	46	14	22	14	12	16	18	6	244	244	
Total Per Month:	3,273	2,478	2,698	2,435	2,386	2,334	2,466	2,176	2,526	2,254	2,064	2,066	0	29,156	29,156



Source : Information Technology Department
*EOY PROJ assume remaining months are an average of YTD Total

Data Compiled and Report Produced by the Building Department, Computer Services Section