

MIAMI-DADE COUNTY

BUILDING DEPARTMENT

PERMIT SERVICES DIVISION

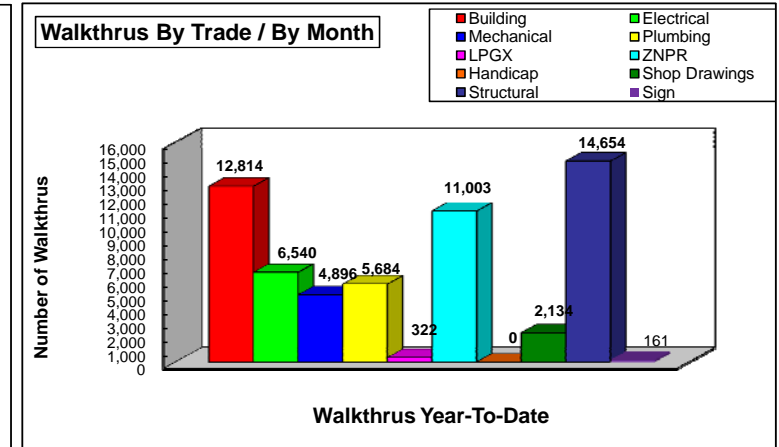
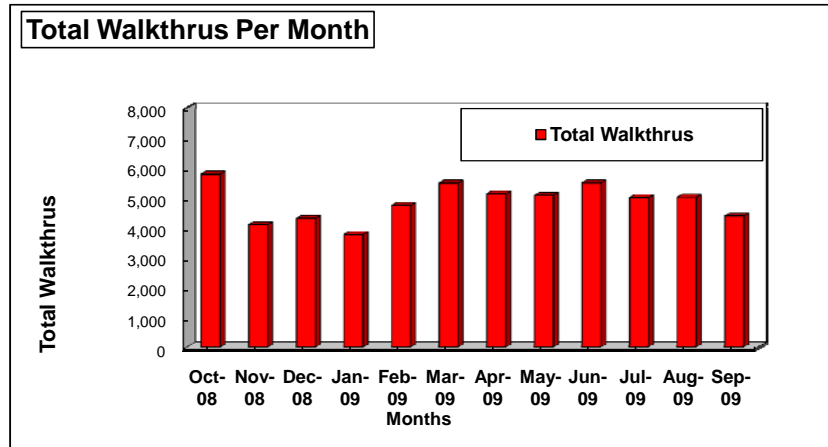
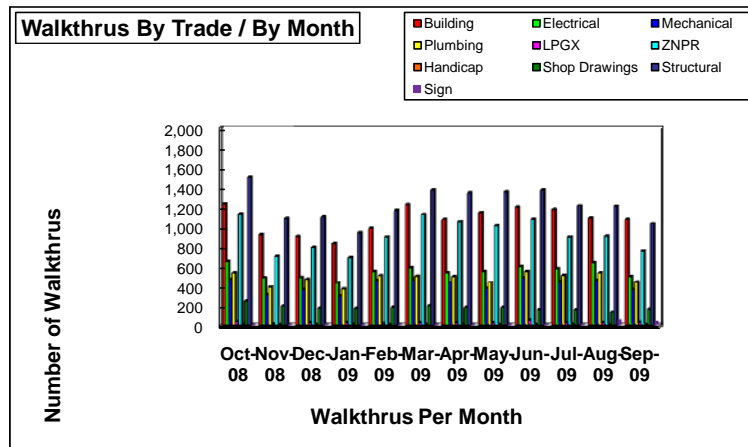
PLANS PROCESSING - WALKTHRUS

INITIAL REVIEW ONLY

** Includes Dup Function **

From 10/01/2008 to 9/30/2009

	Oct-08	Nov-08	Dec-08	Jan-09	Feb-09	Mar-09	Apr-09	May-09	Jun-09	Jul-09	Aug-09	Sep-09	TOTAL YTD	EOY PROJ*
Building	1,231	922	899	830	979	1,222	1,068	1,141	1,197	1,172	1,084	1,069	12,814	12,814
Electrical	648	474	485	431	544	583	533	544	600	576	630	492	6,540	6,540
Mechanical	462	311	363	303	454	460	433	376	476	444	448	366	4,896	4,896
Plumbing	529	392	462	371	498	495	489	433	545	504	530	436	5,684	5,684
LPGX	35	13	23	24	17	27	24	27	54	26	20	32	322	322
ZNPR	1,125	699	788	685	897	1,121	1,053	1,010	1,073	897	901	754	11,003	11,003
Handicap	0	0	0	0	0	0	0	0	0	0	0	0	0	0
Shop Drawings	247	192	173	173	178	198	179	178	162	156	134	164	2,134	2,134
Structural	1,499	1,082	1,094	940	1,162	1,370	1,339	1,353	1,369	1,211	1,206	1,029	14,654	14,654
Sign	3	7	10	4	6	8	4	7	11	10	54	37	161	161
Total Per Month:	5,779	4,092	4,297	3,761	4,735	5,484	5,122	5,069	5,487	4,996	5,007	4,379	58,208	58,208



Source : Information Technology Department
 *EOY PROJ assume remaining months are an average of YTD Total

Data Compiled and Produced by the Building Department, Computer Services Section