Miami-Dade County

Corrections and Rehabilitation Department

Daily Jail Population Statistics for: 10/10/2024

Director Sherea Green (786) 263-6010

Booked: 89 **In Custody: 4,700** **Released: 86**

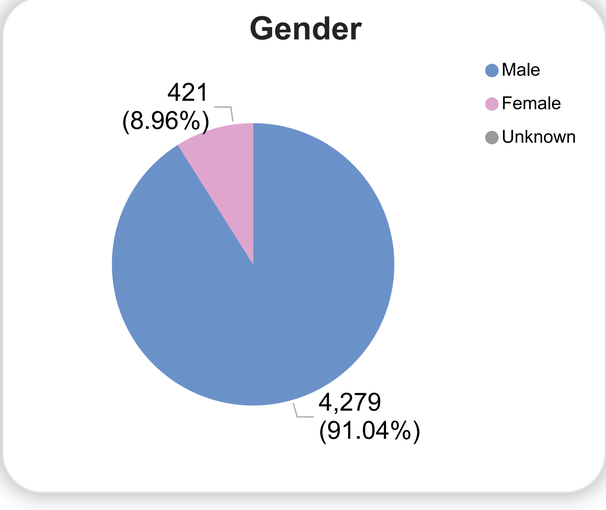

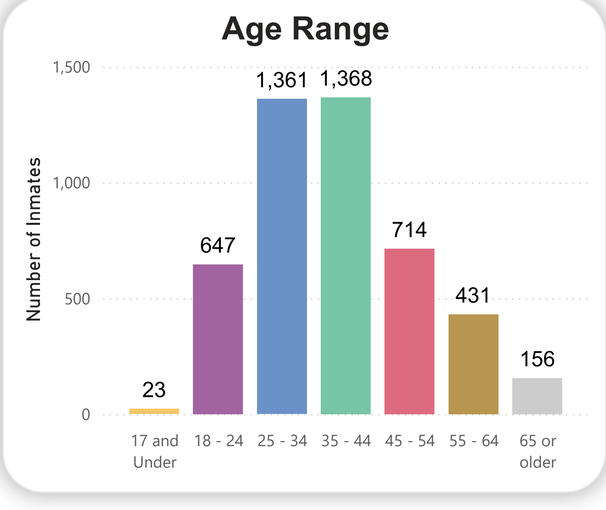

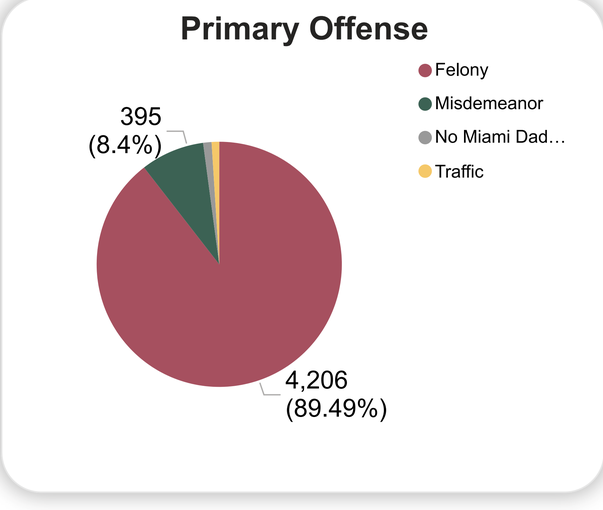

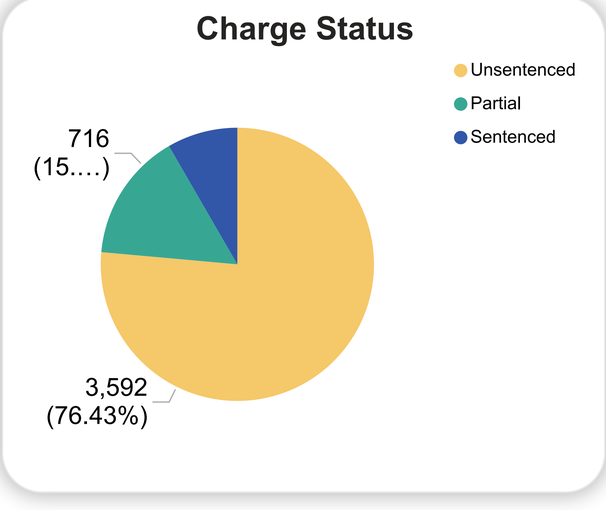

Average Daily Population (ADP, past 180 days): 4,664

Expected Average Length of Stay (EALOS, past 180 days): 33.51

Top 12 Inmates with the Longest Length of Stays (In Days)

LOS	Jail Number	Last Name	First Name	Race	Gender	Offense Description
6210	070088206	CHARLES	JOHNNY	Black	Male	MURDER 1ST DEGREE
5402	090108604	MARTIN	GREGORY	Black	Male	MURDER 1ST DEGREE
4968	110015993	BARAHONA	CARMEN	White	Female	MURDER 1ST DEGREE
4342	120075951	SIERRA	ALBERTO	White	Male	MURDER 1ST DEGREE
4266	130007597	RICO	JONATHAN	White	Male	MURDER 1ST DEGREE
4180	130027471	MORRIS	JULIO	Black	Male	MURDER 1ST DEGREE
4093	130046946	JACKSON	REGINALD	Black	Male	MURDER 1ST DEGREE
4020	130063068	KINLEY	AARON	Black	Male	MANSLAUGHTER/DWEAP
3971	130073075	RAGAN	ANTHAWN	Black	Male	MURDER 1ST DEGREE
3486	150010331	GRANDA	ISRAEL	White	Male	MURDER 1ST DEGREE
3403	150016744	MARTIN	RODERICK	Black	Male	MURDER 1ST DEGREE
3346	150141533	ARBELO	KAHEEM	White	Male	MURDER 1ST DEGREE

Length of Stay in Years/Months

LOS in Years and Months	Number of Inmates	Percent
LOS > 4 years	154	3.28%
LOS > 3 years and LOS <= 4 years	109	2.32%
LOS > 2 years and LOS <= 3 years	216	4.60%
LOS > 18 months and LOS <= 24 months	209	4.45%
LOS > 12 months and LOS <= 18 months	332	7.06%
LOS > 9 months and LOS <= 12 months	231	4.91%
LOS > 6 months and LOS <= 9 months	403	8.57%
LOS > 3 months and LOS <= 6 months	689	14.66%
LOS > 2 months and LOS <= 3 months	424	9.02%
LOS > 1 month and LOS <= 2 months	579	12.32%
LOS <= 1 month	1,354	28.81%
Total	**4,700**	**100.00%**

Miami-Dade County

Corrections and Rehabilitation Department

Daily Jail Population Statistics for: 10/10/2024

Director Sherea Green (786) 263-6010

Booked: 89 **In Custody: 4,700** **Released: 86**

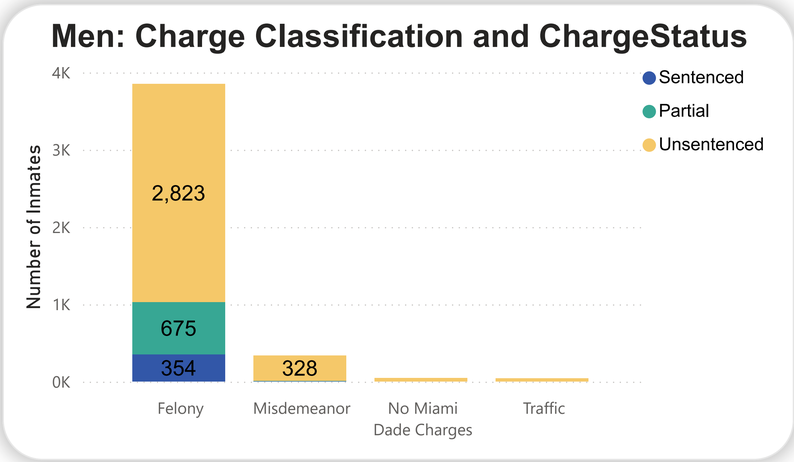

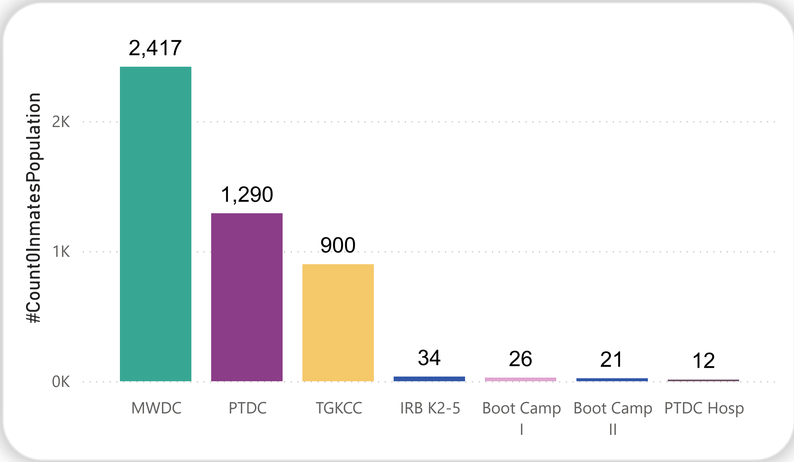

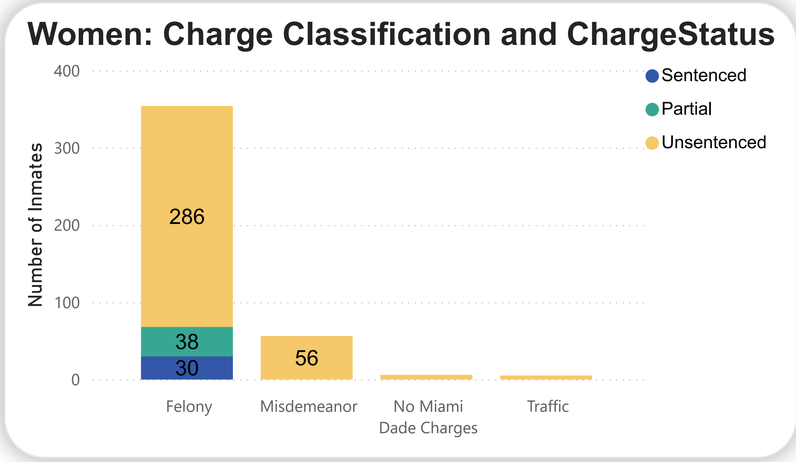

Demographics based on Arrest Affidavit Information

Gender	Male	Female	Total
Hispanic	1,583	161	1,744
Non-Hispanic	2,113	204	2,317
Unknown	583	56	639
Total	4,279	421	4,700

Race based on Arrest Affidavit Information

Race	American Indian	Asian	Black	Unknown	White	Total
Hispanic	0	0	144	1	1,599	1,744
Non-Hispanic	4	7	1,928	0	378	2,317
Unknown	0	0	356	0	283	639
Total	4	7	2,428	1	2,260	4,700

Daily Bookings for the Past 4 Months

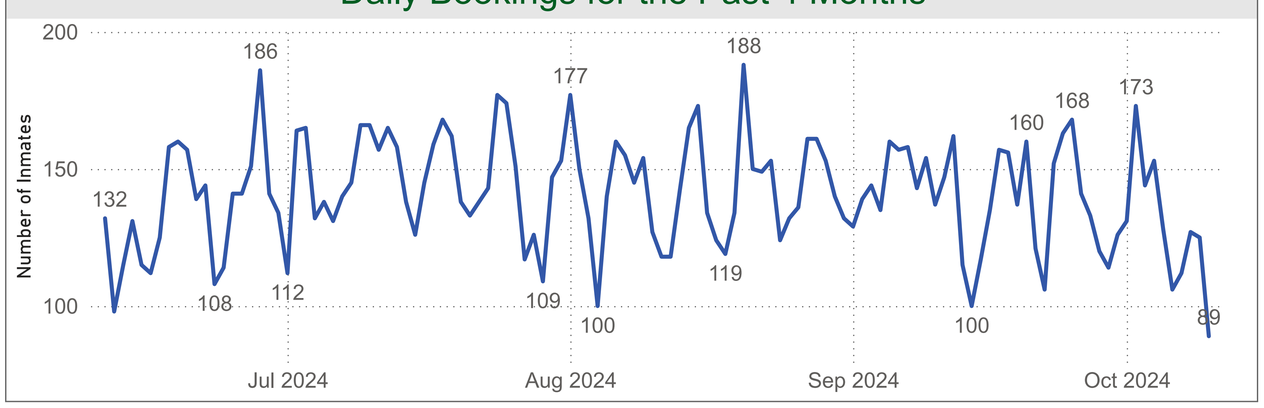
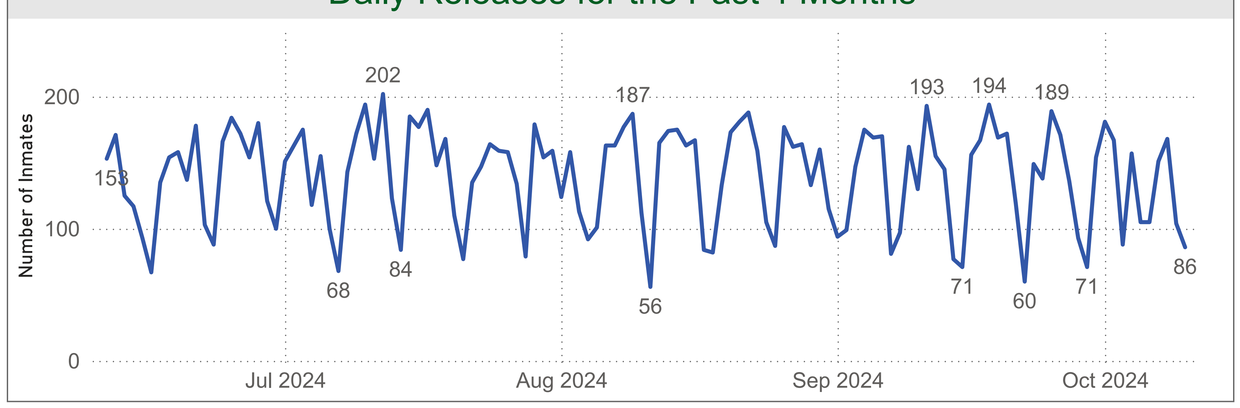
Daily Releases for the Past 4 Months