



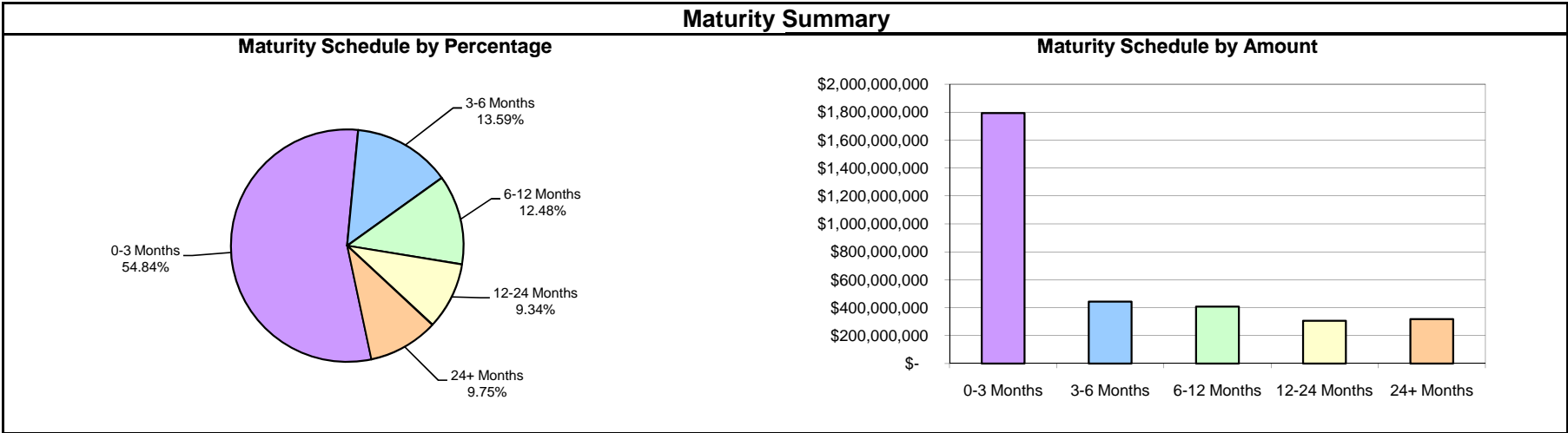
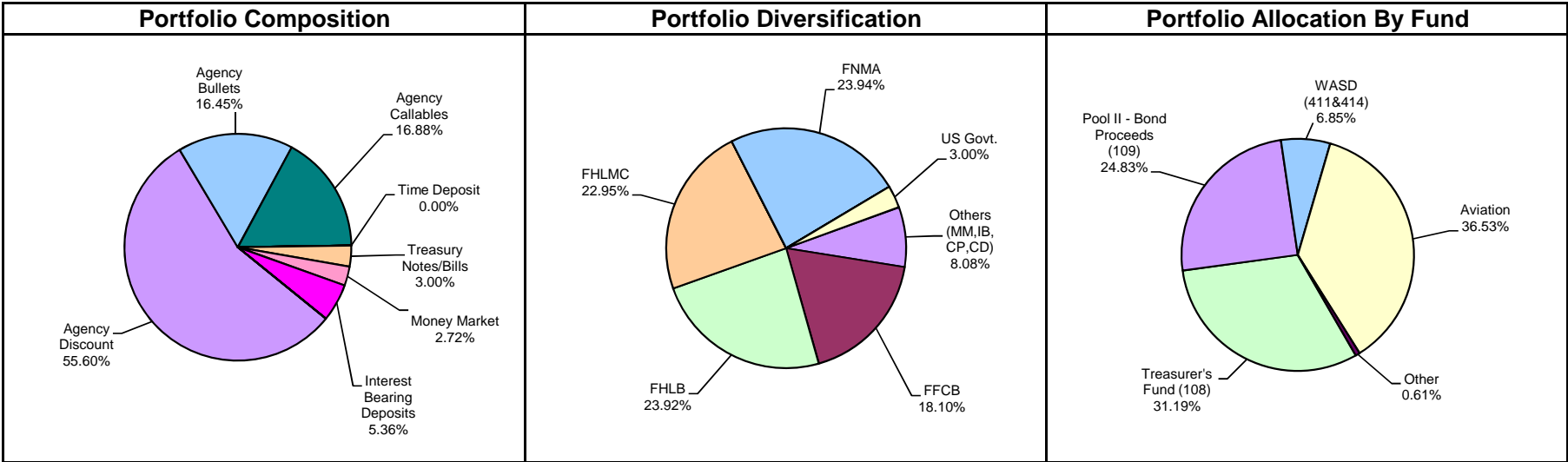
**Monthly Summary Investment Report**

**For the Period Ended**

**September 30, 2011**



### Miami-Dade County Total Portfolio Summary September 30, 2011



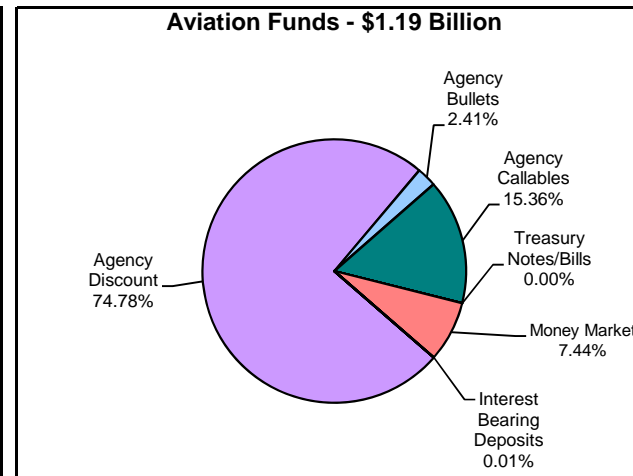
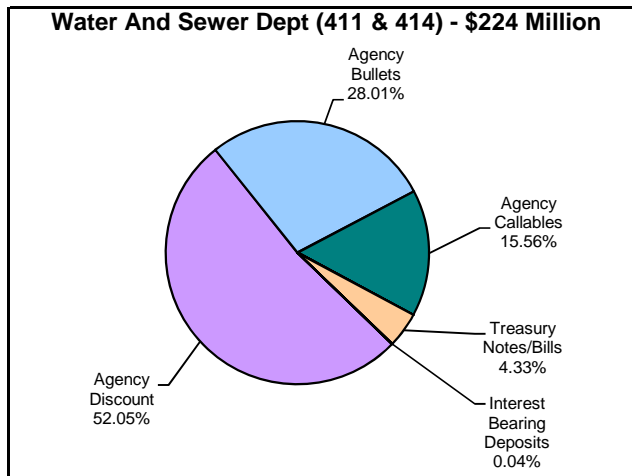
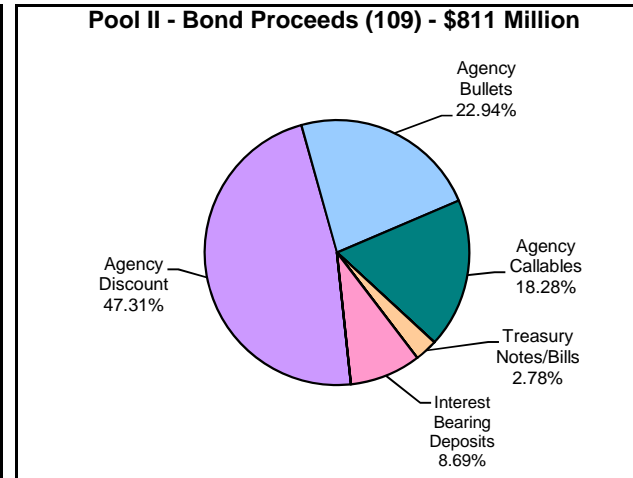
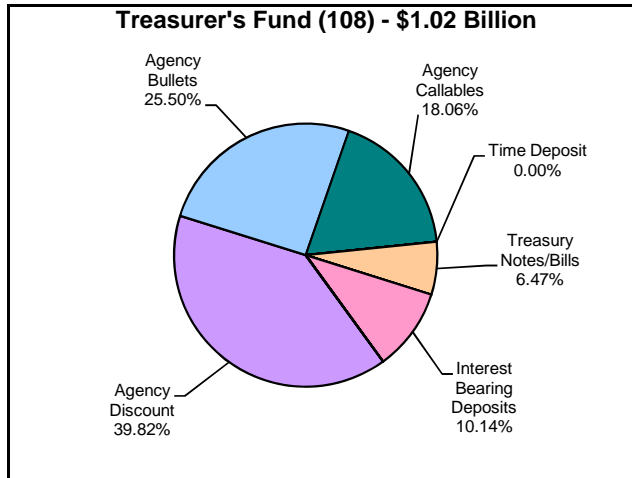
**Miami-Dade County  
Summary Statement  
September 30, 2011**

Portfolio Summary					
	Current 9/30/2011	Previous Month 8/31/2011	Change from Prior Month	Prior Quarter 6/30/2011	Change from Prior Quarter
Par Value	\$ 3,270,384,213.39	\$ 3,196,287,404.05	\$ 74,096,809.34	\$ 3,888,291,602.28	\$ 3,888,291,602.28
Book Value	\$ 3,269,309,828.99	\$ 3,195,109,236.82	\$ 74,200,592.17	\$ 3,886,833,607.57	\$ 3,886,833,607.57
Market Value	\$ 3,277,760,743.90	\$ 3,205,203,409.63	\$ 72,557,334.27	\$ 3,894,983,648.33	\$ 3,894,983,648.33
Market Value as a % of Book Value	100.26%	100.32%	-0.06%	100.21%	100.21%
Accrued Interest	\$ 3,802,595.93	\$ 4,709,023.57	\$ (906,427.64)	\$ 5,119,361.51	\$ 5,119,361.51
Total Value (Market Value+ Accrued Interest)	\$ 3,281,563,339.83	\$ 3,209,912,433.20	\$ 71,650,906.63	\$ 3,900,103,009.84	\$ 3,900,103,009.84
Interest Earned (Current Month)	\$ 1,325,642.45	\$ 1,503,051.64	\$ (177,409.19)	\$ 1,793,193.85	\$ 1,793,193.85
Interest Earned Fiscal YTD (10/1 - 9/30)	\$ 22,886,874.98	\$ 21,558,032.53	\$ 1,328,842.45	\$ 18,507,020.58	\$ 18,507,020.58
Unrealized Gain (Loss)	\$ 8,450,914.91	\$ 10,094,172.81	\$ (1,643,257.90)	\$ 8,150,040.76	\$ 8,150,040.76
Weighted Average Days to Maturity	239.61	249.8	-10.2	248.9	248.9
Weighted Average Days to Call	144.0	151.9	-7.9	141.4	141.4
Yield to Maturity	0.48%	0.50%	-0.02%	0.50%	0.50%
Earned Income Yield for Period	0.50%	0.54%	-0.04%	0.57%	0.57%
Earned Income Yield for Year to Date	0.58%	0.58%	0.00%	0.59%	0.59%

Yield Maturity Breakdown	Policy Compliance															
	Security Type	% Limit	Current %	Result												
<p>Yield Maturity Breakdown Data:</p> <table border="1"> <tr><th>Term</th><th>Yield</th></tr> <tr><td>0-3 Months</td><td>0.15%</td></tr> <tr><td>3-6 Months</td><td>0.30%</td></tr> <tr><td>6-12 Months</td><td>0.67%</td></tr> <tr><td>12-24 Months</td><td>1.32%</td></tr> <tr><td>24-36 Months</td><td>1.52%</td></tr> </table>	Term	Yield	0-3 Months	0.15%	3-6 Months	0.30%	6-12 Months	0.67%	12-24 Months	1.32%	24-36 Months	1.52%	Treasuries	100%	3.00%	PASS
	Term	Yield														
	0-3 Months	0.15%														
	3-6 Months	0.30%														
	6-12 Months	0.67%														
12-24 Months	1.32%															
24-36 Months	1.52%															
Agencies	100%	72.04%	PASS													
Agency Callables	25%	16.88%	PASS													
Commercial Paper	50%	0.00%	PASS													
-CP Single Issuer Max	5%	0.00%	PASS													
Banker's Acceptance	25%	0.00%	PASS													
Time Deposits	20%	0.02%	PASS													
SBA/Investment Pools	50%	0.00%	PASS													
Money Market Funds	30%	2.72%	PASS													
Interest Bearing Deposit	20%	5.35%	PASS													
Open/Closed End Funds	5%	0.00%	PASS													

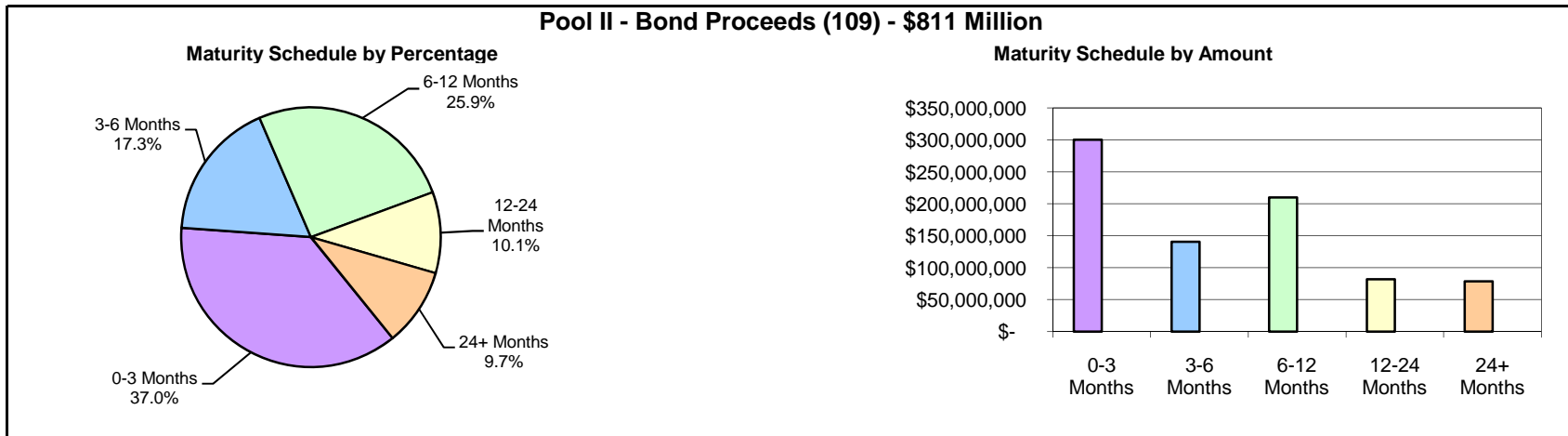

Note: The County currently holds \$939.5 million in cash deposits with Wells Fargo Bank due to a high earnings credit rate of 0.25%. These balances offset the cost of banking services. They are not included in the investment portfolio data presented here.

### Miami-Dade County Portfolio Composition September 30, 2011

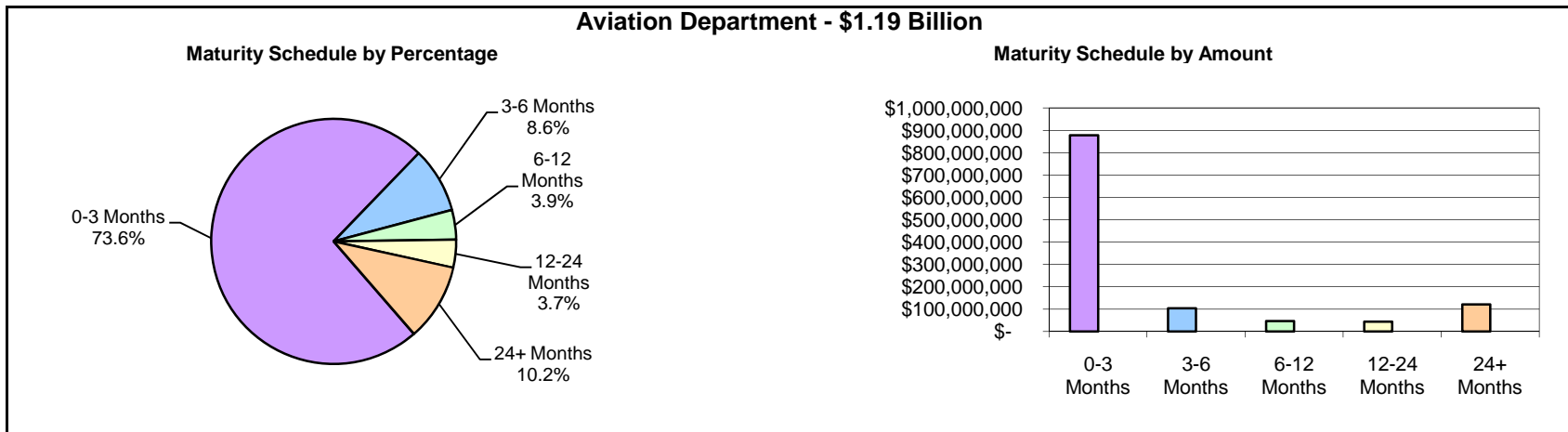
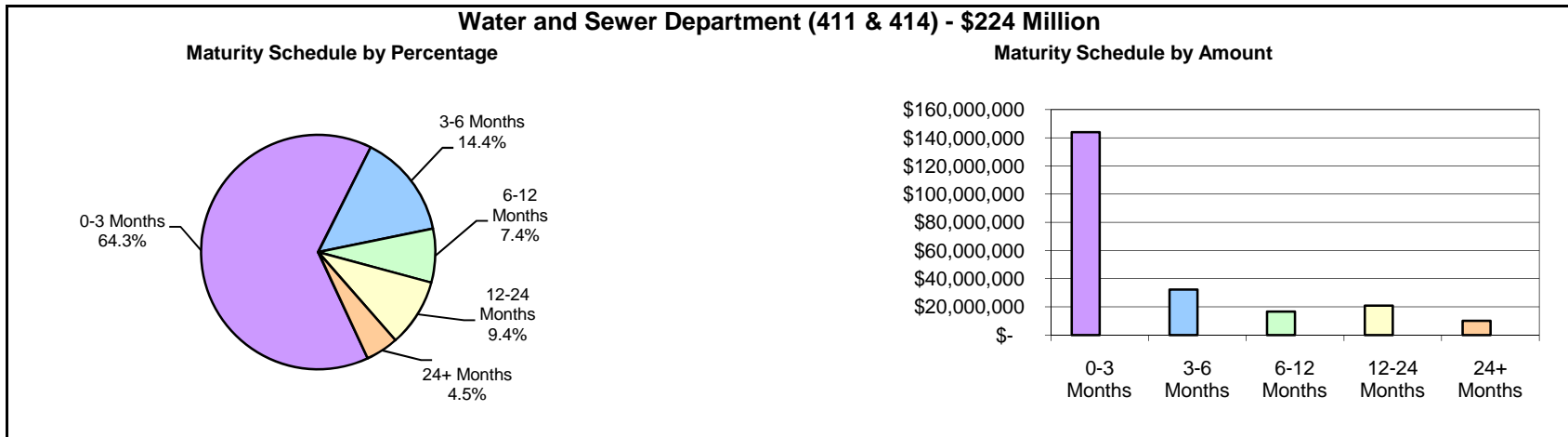


Note: Graphs above do not include miscellaneous funds totaling \$20 million and representing 0.6% of the portfolio.

## Miami-Dade County Maturity Breakdown September 30, 2011

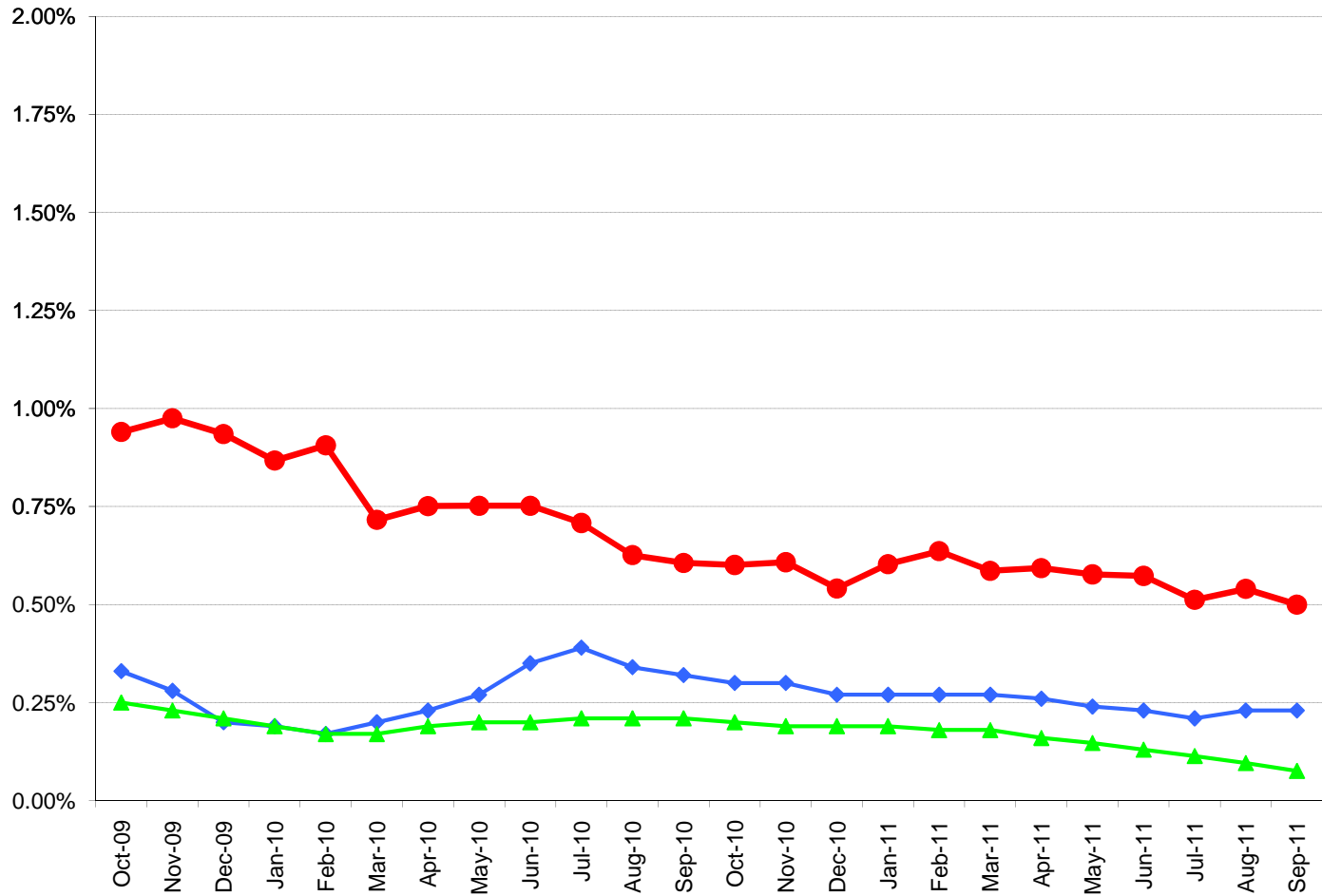


## Miami-Dade County Maturity Breakdown September 30, 2011



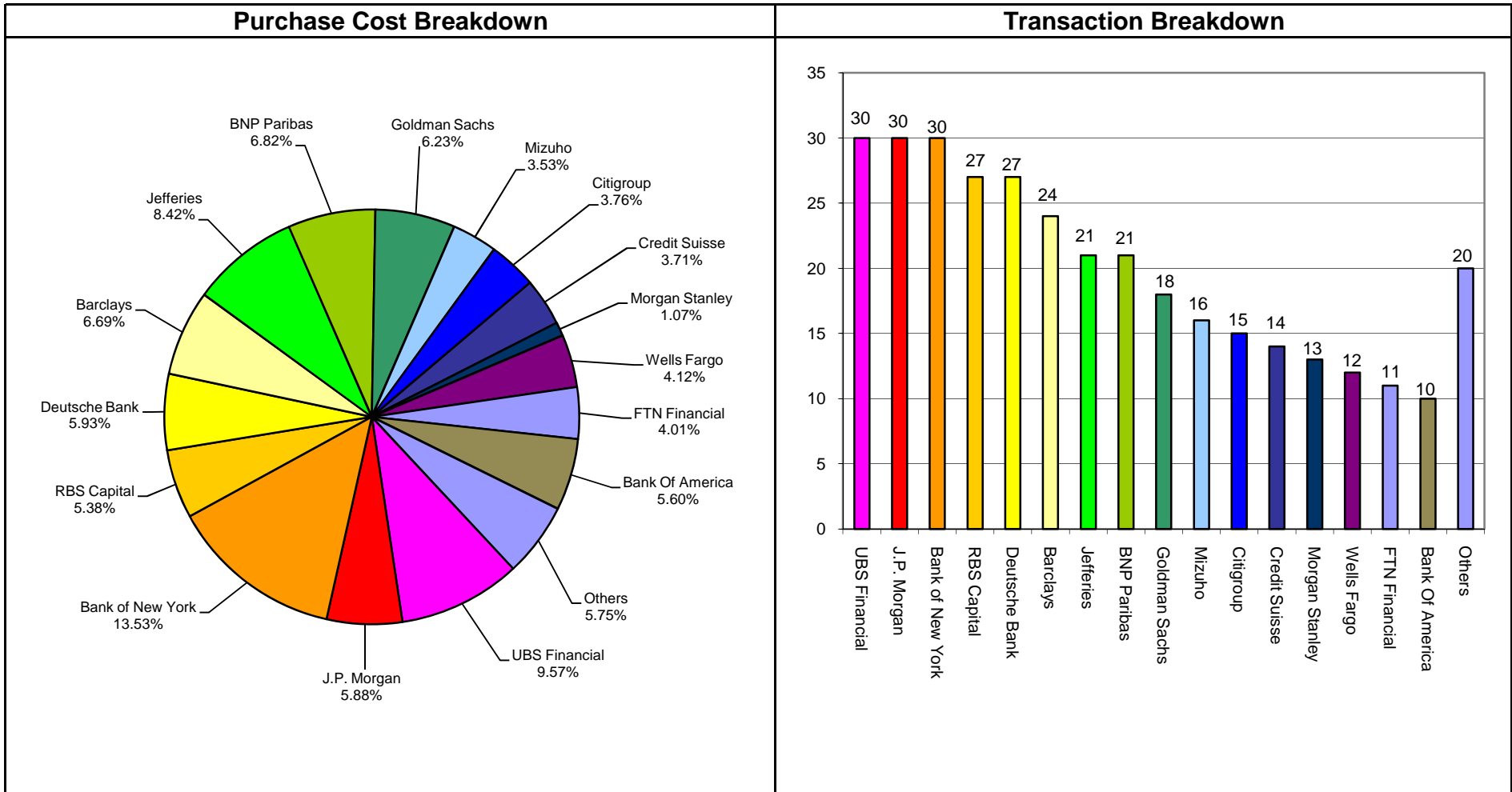
Note: Graphs above do not include miscellaneous funds totaling \$20 million and representing 0.6% of the portfolio.

### Miami-Dade County Benchmark Comparisons September 30, 2011



	Oct-09	Nov-09	Dec-09	Jan-10	Feb-10	Mar-10	Apr-10	May-10	Jun-10	Jul-10	Aug-10	Sep-10	Oct-10	Nov-10	Dec-10	Jan-11	Feb-11	Mar-11	Apr-11	May-11	Jun-11	Jul-11	Aug-11	Sep-11
<span style="color: red;">◆</span> Miami-Dade - Earned Income Yield	0.94%	0.98%	0.94%	0.87%	0.91%	0.72%	0.75%	0.75%	0.75%	0.71%	0.63%	0.61%	0.60%	0.61%	0.54%	0.60%	0.64%	0.59%	0.59%	0.58%	0.57%	0.51%	0.54%	0.50%
<span style="color: blue;">◆</span> Monthly Avg - Florida SBA Pool	0.33%	0.28%	0.20%	0.19%	0.17%	0.20%	0.23%	0.27%	0.35%	0.39%	0.34%	0.32%	0.30%	0.30%	0.27%	0.27%	0.27%	0.27%	0.26%	0.24%	0.23%	0.21%	0.23%	0.23%
<span style="color: green;">▲</span> 6-Month Avg of 180-day T-Bill	0.25%	0.23%	0.21%	0.19%	0.17%	0.17%	0.19%	0.20%	0.20%	0.21%	0.21%	0.21%	0.20%	0.19%	0.19%	0.19%	0.18%	0.18%	0.16%	0.15%	0.13%	0.11%	0.10%	0.08%

### Miami-Dade County Broker Purchase Distribution September 30, 2011







**Detail Security Holdings Report**

**For the Period Ended**

**September 30, 2011**



**MIAMI-DADE COUNTY**  
**REPORT WRITER**  
**AS OF DATE: September 30, 2011**  
**SORTING ORDER: FUND ICC#**

INVSMT NUMBER	CUSIP NUMBER	FUND NUMBER	DESCRIPTION	PURCHASE SET DATE	MATURITY DATE	CALL DATE	INTEREST RATE	YTM TRADING	SCHEDULED PAR VALUE	CURRENT BOOK VALUE	PERIOD-END INTEREST ACCRL	MARKET VALUE	UNREALIZED GAIN/LOSS
147350	313588QE8	40	FNMA D N	6/22/2011	12/7/2011		0.130%	0.130%	400,000	399,757.33	145.89	399,985.11	81.89
146582	313396QT3	40	FHLMC D N	4/25/2011	12/20/2011		0.160%	0.160%	545,000	544,421.09	385.13	544,975.78	169.56
148245	313396UP6	40	FHLMC D N	8/16/2011	3/21/2012		0.150%	0.150%	777,000	776,294.23	148.92	776,888.63	445.48
<b>40 Total</b>									<b>1,722,000</b>	<b>1,720,472.65</b>	<b>679.94</b>	<b>1,721,849.52</b>	<b>696.93</b>
148922	WACHOVIA8	108	WACHOVIA INT BEARIN	9/1/2011	10/1/2011		0.018%	0.018%	8,214,855	8,214,855.11	121.33	8,214,855.11	0.00
148923	WACHOVIA8	108	WACHOVIA INT BEARIN	9/15/2011	10/1/2011		0.018%	0.018%	180,000	180,000.00	1.42	180,000.00	0.00
148924	WACHOVIA8	108	WACHOVIA INT BEARIN	9/29/2011	10/1/2011		0.018%	0.018%	86,822,519	86,822,519.36	85.49	86,822,519.36	0.00
148937	WACHOVIA8	108	WACHOVIA INT BEARIN	9/30/2011	10/1/2011		0.018%	0.018%	208,342	208,341.50	0.10	208,341.50	0.00
148938	WACHOVIA8	108	WACHOVIA INT BEARIN	9/30/2011	10/1/2011		0.018%	0.018%	3,678,535	3,678,534.68	1.81	3,678,534.68	0.00
148920	WACHOVIA8	108	WACHOVIA INT BRG AUG	9/1/2011	10/1/2011		0.018%	0.018%	424	423.53	0.01	423.53	0.00
148921	WACHOVIA8	108	WACHOVIA INT BRG YTD	9/1/2011	10/1/2011		0.018%	0.018%	410,653	410,653.09	6.06	410,653.09	0.00
148916	WACHOVMM7	108	WACHOVIA MMKT LOC SB	9/1/2011	10/1/2011		0.020%	0.020%	3,887,062	3,887,061.65	63.78	3,887,061.65	0.00
144164	313588MM4	108	FNMA D N	11/16/2010	10/3/2011		0.250%	0.251%	3,000,000	2,993,312.50	6,645.83	2,999,996.67	38.34
147905	313588MM4	108	FNMA D N	7/28/2011	10/3/2011		0.230%	0.230%	300,000	299,871.58	124.59	299,999.67	3.50
146880	313396MN0	108	FHLMC D N	5/19/2011	10/4/2011		0.110%	0.110%	1,100,000	1,099,536.17	453.75	1,099,999.17	8.25
146922	313588MN2	108	FNMA D N	5/23/2011	10/4/2011		0.098%	0.098%	270,000	269,901.51	96.29	269,999.55	1.75
140212	31331JJP9	108	FFCB - BULLET	4/5/2010	10/5/2011		0.750%	0.790%	5,000,000	4,999,003.65	18,333.33	5,000,000.00	996.35
146923	313396MP5	108	FHLMC D N	5/23/2011	10/5/2011		0.099%	0.099%	1,000,000	999,628.75	360.25	999,997.78	8.78
144253	313396MR1	108	FHLMC D N	11/18/2010	10/7/2011		0.260%	0.261%	650,000	648,483.69	1,488.14	649,997.83	26.00
144534	313396MR1	108	FHLMC D N	12/7/2010	10/7/2011		0.265%	0.266%	5,845,000	5,831,920.19	12,821.66	5,844,980.52	238.67
144835	313396MR1	108	FHLMC D N	12/29/2010	10/7/2011		0.260%	0.261%	1,000,000	997,963.33	1,993.34	999,996.67	40.00
145713	313396MR1	108	FHLMC D N	2/22/2011	10/7/2011		0.185%	0.185%	125,000	124,854.18	141.97	124,999.58	3.43
145911	313396MR1	108	FHLMC D N	3/4/2011	10/7/2011		0.175%	0.175%	500,000	499,472.57	512.85	499,998.33	12.91
146290	313396MW0	108	FHLMC D N	3/31/2011	10/12/2011		0.180%	0.180%	1,082,000	1,080,945.05	995.44	1,081,993.39	52.90
147278	313588MW2	108	FNMA D N	6/15/2011	10/12/2011		0.102%	0.102%	1,550,000	1,549,477.39	474.30	1,549,990.53	38.84
144259	31398A4R0	108	FNMA STEP UP	11/19/2010	10/14/2011		0.625%	0.779%	4,500,000	4,496,564.68	13,046.89	4,500,000.00	3,435.32
145455	313396NC3	108	FHLMC D N	2/3/2011	10/18/2011		0.220%	0.220%	1,350,000	1,347,879.75	1,980.00	1,349,987.25	127.50
146834	313588ND3	108	FNMA D N	5/16/2011	10/19/2011		0.100%	0.100%	200,000	199,913.33	76.67	199,998.00	8.00
146151	313396NE9	108	FHLMC D N	3/22/2011	10/20/2011		0.170%	0.170%	1,100,000	1,098,898.78	1,002.53	1,099,988.39	87.08
144553	313396NF6	108	FHLMC D N	12/3/2010	10/21/2011		0.270%	0.271%	16,000,000	15,961,360.00	36,240.00	15,999,822.22	2,222.22
144842	313396NF6	108	FHLMC D N	12/29/2010	10/21/2011		0.250%	0.251%	11,000,000	10,977,388.89	21,083.33	10,999,877.78	1,405.56
146862	313396NJ8	108	FHLMC D N	5/18/2011	10/24/2011		0.100%	0.100%	660,000	659,708.50	249.33	659,991.57	33.74
146867	313588NL5	108	FNMA D N	5/18/2011	10/26/2011		0.100%	0.100%	400,000	399,821.11	151.11	399,994.44	22.22
146916	313588NL5	108	FNMA D N	5/23/2011	10/26/2011		0.090%	0.090%	3,300,000	3,298,713.00	1,080.75	3,299,954.17	160.42
147873	TD0001	108	TD ACT- 365	12/2/2010	10/26/2011		0.010%	0.010%	25,000	25,000.00	1.45	25,000.00	0.00
146833	313396NR0	108	FHLMC D N	5/16/2011	10/31/2011		0.100%	0.100%	600,000	599,720.00	230.00	599,990.00	40.00
146864	313396NR0	108	FHLMC D N	5/18/2011	10/31/2011		0.100%	0.100%	900,000	899,585.00	340.00	899,985.00	60.00
146901	313396NR0	108	FHLMC D N	5/19/2011	10/31/2011		0.090%	0.090%	1,000,000	999,587.50	337.50	999,983.33	58.33
146998	313396NS8	108	FHLMC D N	5/27/2011	11/1/2011		0.120%	0.120%	1,000,000	999,473.33	423.34	999,982.78	86.11
144378	313384NT2	108	FHBL D N	11/30/2010	11/2/2011		0.260%	0.261%	6,300,000	6,284,666.50	13,877.50	6,299,888.00	1,344.00
146128	313384NT2	108	FHBL D N	3/22/2011	11/2/2011		0.173%	0.173%	1,078,000	1,076,834.41	999.82	1,077,980.84	146.61
146868	313588NT8	108	FNMA D N	5/18/2011	11/2/2011		0.100%	0.100%	1,985,000	1,984,073.67	749.89	1,984,964.71	141.15
146882	313588NT8	108	FNMA D N	5/19/2011	11/2/2011		0.093%	0.093%	6,500,000	6,497,195.79	2,266.88	6,499,884.44	421.77
146917	313588NT8	108	FNMA D N	5/23/2011	11/2/2011		0.110%	0.110%	346,000	345,827.67	138.50	345,993.85	27.68
146921	313312NV8	108	FFCB D N	5/23/2011	11/4/2011		0.117%	0.117%	5,000,000	4,997,318.75	2,128.75	4,999,905.56	458.06
144844	313396NV1	108	FHLMC D N	12/29/2010	11/4/2011		0.260%	0.261%	10,000,000	9,977,611.11	19,933.33	9,999,811.11	2,266.67
143903	3134G1XT6	108	FHLMC STEP UP	11/4/2010	11/4/2011	11/4/2011	0.500%	0.575%	4,000,000	3,998,495.89	8,166.67	4,000,000.00	1,504.11
143676	3136FPRU3	108	FNMA STEP UP	11/4/2010	11/4/2011	11/4/2011	0.500%	0.500%	5,000,000	5,000,000.00	10,208.33	5,000,000.00	0.00
143766	3134G1XP4	108	FHLMC STEP UP	11/5/2010	11/5/2011	11/5/2011	0.900%	0.900%	4,500,000	4,500,000.00	16,425.00	4,504,218.75	4,218.75
147904	313588NY7	108	FNMA D N	7/28/2011	11/7/2011		0.220%	0.220%	1,400,000	1,399,127.33	556.11	1,399,971.22	287.78
144294	313312NZ9	108	FFCB D N	11/23/2010	11/8/2011		0.260%	0.261%	2,000,000	1,994,944.44	4,506.67	1,999,957.78	506.67
146877	313588PA7	108	FNMA D N	5/19/2011	11/9/2011		0.098%	0.098%	7,500,000	7,496,447.50	2,756.25	7,499,837.50	633.75
143784	3136FPUT2	108	FNMA STEP UP	11/9/2010	11/9/2011		0.900%	0.900%	7,000,000	7,000,000.00	24,850.00	7,004,375.00	4,375.00
146876	9127953T6	108	TREASURY BILLS	5/19/2011	11/10/2011		0.086%	0.086%	14,000,000	13,994,147.22	4,515.00	14,000,000.00	1,337.78
145910	313312PG9	108	FFCB D N	3/4/2011	11/15/2011		0.190%	0.190%	1,720,000	1,717,676.09	1,915.41	1,719,957.00	365.50
145952	313312PG9	108	FFCB D N	3/8/2011	11/15/2011		0.190%	0.190%	1,000,000	998,670.00	1,092.50	999,975.00	212.50

**MIAMI-DADE COUNTY**  
**REPORT WRITER**  
**AS OF DATE: September 30, 2011**  
**SORTING ORDER: FUND ICC#**

INVSMT NUMBER	CUSIP NUMBER	FUND NUMBER	DESCRIPTION	PURCHASE SET DATE	MATURITY DATE	CALL DATE	INTEREST RATE	YTM TRADING	SCHEDULED PAR VALUE	CURRENT BOOK VALUE	PERIOD-END INTEREST ACCRL	MARKET VALUE	UNREALIZED GAIN/LOSS
146174	313396PG2	108	FHLMC D N	3/23/2011	11/15/2011		0.180%	0.180%	4,000,000	3,995,260.00	3,840.00	3,999,900.00	800.00
145452	313312PJ3	108	FFCB D N	2/3/2011	11/17/2011		0.230%	0.230%	1,200,000	1,197,799.67	1,840.00	1,199,968.67	329.00
146127	313312PJ3	108	FFCB D N	3/22/2011	11/17/2011		0.180%	0.180%	2,000,000	1,997,600.00	1,930.00	1,999,947.78	417.78
146848	313312PJ3	108	FFCB D N	5/17/2011	11/17/2011		0.110%	0.110%	1,000,000	999,437.78	418.61	999,973.89	117.50
147690	313312PJ3	108	FFCB D N	7/12/2011	11/17/2011		0.090%	0.090%	496,000	495,841.28	100.44	495,987.05	45.33
146874	9127952P5	108	TREASURY BILLS	5/19/2011	11/17/2011		0.088%	0.088%	15,000,000	14,993,326.67	4,950.00	15,000,000.00	1,723.33
145449	313312PN4	108	FFCB D N	2/3/2011	11/21/2011		0.240%	0.240%	5,500,000	5,489,330.00	8,800.00	5,499,844.17	1,714.17
146881	313588PN9	108	FNMA D N	5/19/2011	11/21/2011		0.110%	0.110%	2,780,000	2,778,420.03	1,146.75	2,779,921.23	354.45
147906	313588PQ2	108	FNMA D N	7/28/2011	11/23/2011		0.190%	0.190%	300,000	299,813.17	102.91	299,991.17	75.09
144361	313384PS2	108	FHLB D N	11/29/2010	11/25/2011		0.300%	0.301%	6,500,000	6,480,445.83	16,575.00	6,499,801.39	2,780.56
147371	313384PS2	108	FHLB D N	6/24/2011	11/25/2011		0.100%	0.100%	45,000,000	44,980,750.00	12,375.00	44,998,625.00	5,500.00
148128	313588PV1	108	FNMA D N	8/9/2011	11/28/2011		0.110%	0.110%	400,000	399,864.33	64.78	399,987.11	58.00
147277	313588PX7	108	FNMA D N	6/15/2011	11/30/2011		0.130%	0.130%	1,400,000	1,399,150.67	546.00	1,399,953.33	256.66
144432	313384PY9	108	FHLB D N	12/2/2010	12/1/2011		0.300%	0.301%	10,000,000	9,969,666.67	25,250.00	9,999,661.11	4,744.44
144431	313396PY3	108	FHLMC D N	12/2/2010	12/1/2011		0.300%	0.301%	6,000,000	5,981,800.00	15,150.00	5,999,796.67	2,846.67
146847	313588PY5	108	FNMA D N	5/17/2011	12/1/2011		0.116%	0.116%	1,000,000	999,362.00	441.44	999,966.11	162.67
144565	313371YZ3	108	FHLB - BULLET	12/8/2010	12/2/2011		0.350%	0.350%	10,000,000	10,000,000.00	11,569.44	10,003,125.00	3,125.00
144433	313384PZ6	108	FHLB D N	12/2/2010	12/2/2011		0.300%	0.301%	4,000,000	3,987,833.33	10,100.00	3,999,862.22	1,928.89
146361	313396PZ0	108	FHLMC D N	4/4/2011	12/2/2011		0.200%	0.200%	347,000	346,533.48	347.00	346,988.05	107.57
144494	313396QC0	108	FHLMC D N	12/6/2010	12/5/2011		0.280%	0.281%	15,000,000	14,957,533.33	34,883.34	14,999,458.33	7,041.66
147629	313588QC2	108	FNMA D N	7/7/2011	12/5/2011		0.110%	0.110%	800,000	799,630.89	210.22	799,971.11	130.00
145524	313396QD8	108	FHLMC D N	2/7/2011	12/6/2011		0.250%	0.251%	4,380,000	4,370,814.17	7,178.33	4,379,839.40	1,846.90
147630	313588QE8	108	FNMA D N	7/7/2011	12/7/2011		0.110%	0.110%	100,000	99,953.25	26.28	99,996.28	16.75
145953	313396QK2	108	FHLMC D N	3/8/2011	12/12/2011		0.205%	0.205%	1,300,000	1,297,934.62	1,532.38	1,299,948.00	481.00
146590	313396QK2	108	FHLMC D N	4/26/2011	12/12/2011		0.183%	0.183%	90,000	89,894.78	72.28	89,996.40	29.34
146920	313396QL0	108	FHLMC D N	5/23/2011	12/13/2011		0.118%	0.118%	10,000,000	9,993,313.33	4,293.89	9,999,594.44	1,987.22
147001	313396QL0	108	FHLMC D N	5/27/2011	12/13/2011		0.130%	0.130%	3,100,000	3,097,761.11	1,421.70	3,099,874.28	691.47
147374	313384QM4	108	FHLB D N	6/24/2011	12/14/2011		0.150%	0.150%	105,000	104,924.31	43.31	104,995.68	28.06
146875	9127952T7	108	TREASURY BILLS	5/19/2011	12/15/2011		0.090%	0.090%	10,000,000	9,994,750.00	3,375.00	10,000,000.00	1,875.00
146879	9127952T7	108	TREASURY BILLS	5/19/2011	12/15/2011		0.093%	0.093%	11,000,000	10,994,064.58	3,815.63	11,000,000.00	2,119.79
147373	313384QU6	108	FHLB D N	6/24/2011	12/21/2011		0.100%	0.100%	25,000,000	24,987,500.00	6,875.00	24,998,875.00	4,500.00
144890	313312RA0	108	FFCB D N	1/3/2011	12/27/2011		0.320%	0.321%	3,000,000	2,990,453.33	7,226.67	2,999,855.00	2,175.00
145071	313312RA0	108	FFCB D N	1/13/2011	12/27/2011		0.290%	0.291%	5,000,000	4,985,983.33	10,512.50	4,999,758.33	3,262.50
147490	313374A91	108	FHLB STEP UP	6/30/2011	12/27/2011		0.500%	0.520%	3,400,000	3,399,801.67	4,438.89	3,400,000.00	340.00
138854	912828ML1	108	TREASURY NOTES	12/31/2009	12/31/2011		1.000%	1.135%	10,000,000	9,993,341.18	25,271.74	10,023,000.00	29,658.82
147604	313384RH4	108	FHLB D N	7/6/2011	1/3/2012		0.125%	0.125%	128,000	127,919.56	38.66	127,993.32	35.10
147691	313384RH4	108	FHLB D N	7/12/2011	1/3/2012		0.105%	0.105%	627,000	626,679.97	148.13	626,967.26	139.16
148320	313396RH8	108	FHLMC D N	8/19/2011	1/3/2012		0.090%	0.090%	250,000	249,914.38	26.87	249,986.94	45.69
148328	313396RH8	108	FHLMC D N	8/22/2011	1/3/2012		0.090%	0.090%	548,000	547,816.42	54.80	547,971.38	100.16
147689	313588RH0	108	FNMA D N	7/12/2011	1/3/2012		0.101%	0.101%	1,550,000	1,549,238.99	352.24	1,549,919.06	327.83
148341	313588RJ6	108	FNMA D N	8/23/2011	1/4/2012		0.080%	0.080%	4,000,000	3,998,808.89	346.67	3,999,788.89	633.33
148415	313588RJ6	108	FNMA D N	8/26/2011	1/4/2012		0.080%	0.080%	1,000,000	999,708.89	80.00	999,947.22	158.33
147692	313384RL5	108	FHLB D N	7/12/2011	1/6/2012		0.105%	0.105%	1,000,000	999,480.83	236.25	999,946.11	229.03
141960	3133703Y2	108	FHLB - BULLET	7/9/2010	1/9/2012		0.625%	0.625%	2,000,000	2,000,000.00	2,847.22	2,002,500.00	2,500.00
148339	313396RP0	108	FHLMC D N	8/23/2011	1/9/2012		0.085%	0.085%	5,000,000	4,998,359.03	460.42	4,999,722.22	902.77
147628	313588RP2	108	FNMA D N	7/7/2011	1/9/2012		0.110%	0.110%	175,000	174,900.54	45.99	174,990.28	43.75
148755	313396RQ8	108	FHLMC D N	9/19/2011	1/10/2012		0.100%	0.100%	999,000	998,686.43	33.30	998,943.95	224.22
146835	313588RQ0	108	FNMA D N	5/16/2011	1/10/2012		0.130%	0.130%	288,000	287,751.44	143.52	287,983.84	88.88
146251	9127952Y6	108	TREASURY BILLS	3/29/2011	1/12/2012		0.221%	0.221%	1,000,000	998,229.88	1,139.25	999,900.00	530.87
148316	313384RT8	108	FHLB D N	8/19/2011	1/13/2012		0.100%	0.100%	1,296,000	1,295,470.80	154.80	1,295,925.12	299.52
148338	313396RX3	108	FHLMC D N	8/23/2011	1/17/2012		0.090%	0.090%	5,095,000	5,093,127.59	496.76	5,094,694.30	1,069.95
148508	313396RX3	108	FHLMC D N	9/2/2011	1/17/2012		0.070%	0.070%	2,483,000	2,482,338.56	140.01	2,482,851.02	372.45
148742	313384RY7	108	FHLB D N	9/16/2011	1/18/2012		0.110%	0.110%	352,000	351,866.63	16.13	351,978.68	95.92
148850	313384RY7	108	FHLB D N	9/22/2011	1/18/2012		0.055%	0.055%	300,000	299,945.92	4.12	299,981.83	31.79
148340	313588RY3	108	FNMA D N	8/23/2011	1/18/2012		0.090%	0.090%	4,556,000	4,554,314.28	444.21	4,555,724.11	965.62
146924	313396RZ8	108	FHLMC D N	5/23/2011	1/19/2012		0.129%	0.129%	1,000,000	999,136.42	469.41	999,938.89	333.06

**MIAMI-DADE COUNTY**  
**REPORT WRITER**  
**AS OF DATE: September 30, 2011**  
**SORTING ORDER: FUND ICC#**

INVSMT NUMBER	CUSIP NUMBER	FUND NUMBER	DESCRIPTION	PURCHASE SET DATE	MATURITY DATE	CALL DATE	INTEREST RATE	YTM TRADING	SCHEDULED PAR VALUE	CURRENT BOOK VALUE	PERIOD-END INTEREST ACCRL	MARKET VALUE	UNREALIZED GAIN/LOSS
133010	3133XSWM6	108	FHLB - BULLET	1/23/2009	1/23/2012		2.100%	2.100%	4,000,000	4,000,000.00	15,866.67	4,023,750.00	23,750.00
142118	3134G1MG6	108	FHLMC STEP UP	7/23/2010	1/23/2012		1.250%	1.301%	2,000,000	1,999,500.00	4,722.22	2,005,000.00	5,500.00
148511	313384SF7	108	FHLB D N	9/2/2011	1/25/2012		0.073%	0.073%	1,130,000	1,129,670.02	66.00	1,129,927.18	191.16
145338	313396SG9	108	FHLMC D N	1/31/2011	1/26/2012		0.270%	0.271%	2,000,000	1,994,600.00	3,645.00	1,999,870.00	1,625.00
147370	313312SH4	108	FFCB D N	6/24/2011	1/27/2012		0.130%	0.130%	6,451,000	6,445,944.92	2,306.23	6,450,577.10	2,325.95
147710	3134G2RD6	108	FHLMC STEP UP	7/28/2011	1/28/2012	10/28/2011	0.750%	0.750%	2,000,000	2,000,000.00	2,625.00	2,000,000.00	0.00
148127	313312SL5	108	FFCB D N	8/9/2011	1/30/2012		0.120%	0.120%	670,000	669,611.40	118.37	669,954.96	225.19
148343	313396SL8	108	FHLMC D N	8/23/2011	1/30/2012		0.090%	0.090%	3,000,000	2,998,800.00	292.50	2,999,798.33	705.83
148507	313396SL8	108	FHLMC D N	9/2/2011	1/30/2012		0.080%	0.080%	2,933,000	2,932,022.33	189.02	2,932,802.84	591.49
145499	313312SN1	108	FFCB D N	2/4/2011	2/1/2012		0.300%	0.301%	2,000,000	1,993,966.67	3,983.33	1,999,863.33	1,913.33
146589	313312SN1	108	FFCB D N	4/26/2011	2/1/2012		0.190%	0.190%	100,000	99,851.69	83.39	99,993.17	58.09
148744	313588SN6	108	FNMA D N	9/16/2011	2/1/2012		0.100%	0.100%	250,000	249,904.17	10.42	249,982.92	68.33
148342	313396ST1	108	FHLMC D N	8/23/2011	2/6/2012		0.130%	0.130%	3,156,000	3,154,096.76	444.47	3,155,775.57	1,234.34
147627	313396SU8	108	FHLMC D N	7/7/2011	2/7/2012		0.160%	0.160%	145,000	144,861.44	55.42	144,989.61	72.75
148114	313396SU8	108	FHLMC D N	8/8/2011	2/7/2012		0.120%	0.120%	102,000	101,937.78	18.36	101,992.69	36.55
148136	313396SU8	108	FHLMC D N	8/9/2011	2/7/2012		0.240%	0.240%	26,000	25,968.45	9.19	25,998.14	20.50
148640	313396SU8	108	FHLMC D N	9/9/2011	2/7/2012		0.100%	0.100%	330,000	329,861.58	20.17	329,976.35	94.60
148857	313396SU8	108	FHLMC D N	9/26/2011	2/7/2012		0.100%	0.100%	155,000	154,942.31	2.15	154,988.89	44.43
139547	31331JDV2	108	FFCB - BULLET	2/10/2010	2/10/2012		0.950%	0.950%	10,000,000	10,000,000.00	13,458.33	10,031,250.00	31,250.00
146592	313384SX8	108	FHLB D N	4/26/2011	2/10/2012		0.210%	0.210%	440,000	439,255.67	405.53	439,967.73	306.53
148211	313384SX8	108	FHLB D N	8/12/2011	2/10/2012		0.140%	0.140%	5,000,000	4,996,461.11	972.22	4,999,633.33	2,200.00
148609	313384SX8	108	FHLB D N	9/6/2011	2/10/2012		0.097%	0.097%	1,400,000	1,399,407.76	94.31	1,399,897.33	395.26
148614	313384SX8	108	FHLB D N	9/7/2011	2/10/2012		0.093%	0.093%	1,000,000	999,597.00	62.00	999,925.67	267.67
146863	313396SX2	108	FHLMC D N	5/18/2011	2/10/2012		0.130%	0.130%	250,000	249,758.06	122.78	249,981.67	100.83
147279	313384TA7	108	FHLB D N	6/15/2011	2/13/2012		0.150%	0.150%	1,250,000	1,248,734.38	562.50	1,249,906.25	609.37
148109	313384TA7	108	FHLB D N	8/8/2011	2/13/2012		0.130%	0.130%	1,000,000	999,317.50	195.00	999,925.00	412.50
148413	313396TA1	108	FHLMC D N	8/26/2011	2/13/2012		0.110%	0.110%	1,500,000	1,499,216.25	165.00	1,499,887.50	506.25
148703	313396TA1	108	FHLMC D N	9/14/2011	2/13/2012		0.110%	0.110%	135,000	134,937.30	7.01	134,989.88	45.57
148405	313588TA3	108	FNMA D N	8/25/2011	2/13/2012		0.120%	0.120%	500,000	499,713.33	61.67	499,962.50	187.50
148717	313588TA3	108	FNMA D N	9/15/2011	2/13/2012		0.090%	0.090%	1,000,000	999,622.50	40.00	999,925.00	262.50
148613	313384TC3	108	FHLB D N	9/7/2011	2/15/2012		0.100%	0.100%	1,000,000	999,552.78	66.67	999,923.89	304.44
148344	313588TC9	108	FNMA D N	8/23/2011	2/15/2012		0.120%	0.120%	1,808,000	1,806,939.31	235.04	1,807,862.39	688.04
148414	313588TC9	108	FNMA D N	8/26/2011	2/15/2012		0.110%	0.110%	1,231,000	1,230,349.28	135.41	1,230,906.31	421.62
148718	313588TC9	108	FNMA D N	9/15/2011	2/15/2012		0.090%	0.090%	1,000,000	999,617.50	40.00	999,923.89	266.39
147284	313312TD2	108	FFCB D N	6/15/2011	2/16/2012		0.140%	0.140%	1,000,000	999,043.33	420.00	999,923.33	460.00
148329	313384TE9	108	FHLB D N	8/22/2011	2/17/2012		0.110%	0.110%	170,000	169,907.02	20.78	169,986.87	59.07
148311	313588TE5	108	FNMA D N	8/19/2011	2/17/2012		0.125%	0.125%	2,000,000	1,998,736.11	298.61	1,999,845.56	810.84
148639	313396TJ2	108	FHLMC D N	9/9/2011	2/21/2012		0.110%	0.110%	750,000	749,621.88	50.42	749,940.42	268.12
146846	313588TJ4	108	FNMA D N	5/17/2011	2/21/2012		0.140%	0.140%	1,000,000	998,911.11	532.78	999,920.56	476.67
148611	313588TJ4	108	FNMA D N	9/7/2011	2/21/2012		0.100%	0.100%	1,259,000	1,258,415.96	83.93	1,258,899.98	400.09
148612	313588TJ4	108	FNMA D N	9/7/2011	2/21/2012		0.100%	0.100%	1,200,000	1,199,443.33	80.00	1,199,904.67	381.34
148505	313588TK1	108	FNMA D N	9/2/2011	2/22/2012		0.090%	0.090%	3,186,000	3,184,622.06	230.98	3,185,745.12	892.08
148683	313588TK1	108	FNMA D N	9/13/2011	2/22/2012		0.100%	0.100%	1,800,000	1,799,190.00	90.00	1,799,856.00	576.00
148719	313588TK1	108	FNMA D N	9/15/2011	2/22/2012		0.100%	0.100%	1,000,000	999,555.56	44.44	999,920.00	320.00
145602	3136FRBQ5	108	FNMA STEP UP	2/24/2011	2/24/2012		1.000%	1.000%	3,150,000	3,150,000.00	3,237.50	3,154,921.88	4,921.88
148681	313588TS4	108	FNMA D N	9/13/2011	2/29/2012		0.105%	0.105%	2,200,000	2,198,915.58	115.50	2,199,723.17	692.09
148108	313384TT6	108	FHLB D N	8/8/2011	3/1/2012		0.150%	0.150%	1,000,000	999,141.67	225.00	999,873.33	506.66
148701	313588TT2	108	FNMA D N	9/14/2011	3/1/2012		0.102%	0.102%	300,000	299,856.35	14.45	299,962.00	91.20
148684	313384TU3	108	FHLB D N	9/13/2011	3/2/2012		0.110%	0.110%	359,000	358,812.42	19.75	358,954.23	122.06
148699	313384TU3	108	FHLB D N	9/14/2011	3/2/2012		0.110%	0.110%	1,200,000	1,199,376.67	62.33	1,199,847.00	408.00
148716	313384TU3	108	FHLB D N	9/15/2011	3/2/2012		0.110%	0.110%	1,500,000	1,499,225.42	73.33	1,499,808.75	510.00
148757	313384TU3	108	FHLB D N	9/19/2011	3/2/2012		0.120%	0.120%	170,000	169,906.50	6.80	169,978.33	65.03
148740	313396TX1	108	FHLMC D N	9/16/2011	3/5/2012		0.105%	0.105%	1,550,000	1,549,226.94	67.81	1,549,798.50	503.75
148817	313588TX3	108	FNMA D N	9/22/2011	3/5/2012		0.080%	0.080%	5,000,000	4,998,166.67	100.00	4,999,350.00	1,083.33
148682	313384TZ2	108	FHLB D N	9/13/2011	3/7/2012		0.110%	0.110%	2,000,000	1,998,924.44	110.00	1,999,736.67	702.23
146252	9127953G4	108	TREASURY BILLS	3/29/2011	3/8/2012		0.266%	0.266%	5,000,000	4,987,278.12	6,858.75	4,999,000.00	4,863.13

**MIAMI-DADE COUNTY**  
**REPORT WRITER**  
**AS OF DATE: September 30, 2011**  
**SORTING ORDER: FUND ICC#**

INVSMT NUMBER	CUSIP NUMBER	FUND NUMBER	DESCRIPTION	PURCHASE SET DATE	MATURITY DATE	CALL DATE	INTEREST RATE	YTM TRADING	SCHEDULED PAR VALUE	CURRENT BOOK VALUE	PERIOD-END INTEREST ACCRL	MARKET VALUE	UNREALIZED GAIN/LOSS
146023	31331KDM9	108	FFCB - BULLET	3/14/2011	3/9/2012		0.280%	0.285%	1,100,000	1,099,972.42	188.22	1,100,687.50	715.08
139330	3133XWW47	108	FHLB - BULLET	2/1/2010	3/9/2012		1.125%	1.125%	6,000,000	6,000,000.00	4,125.00	6,026,250.00	26,250.00
148698	313588UE3	108	FNMA D N	9/14/2011	3/12/2012		0.120%	0.120%	1,400,000	1,399,160.00	79.33	1,399,809.83	570.50
148176	313396UF8	108	FHLMC D N	8/10/2011	3/13/2012		0.120%	0.120%	3,000,000	2,997,840.00	520.00	2,999,590.00	1,230.00
148215	313396UF8	108	FHLMC D N	8/12/2011	3/13/2012		0.140%	0.140%	250,000	249,791.94	48.61	249,965.83	125.28
148702	313396UF8	108	FHLMC D N	9/14/2011	3/13/2012		0.120%	0.120%	225,000	224,864.25	12.75	224,969.25	92.25
146343	313396UG6	108	FHLMC D N	4/1/2011	3/14/2012		0.280%	0.281%	2,500,000	2,493,233.33	3,558.34	2,499,656.25	2,864.58
148720	313588UG8	108	FNMA D N	9/15/2011	3/14/2012		0.111%	0.111%	950,000	949,469.82	46.87	949,869.38	352.69
148704	313396UN1	108	FHLMC D N	9/14/2011	3/20/2012		0.120%	0.120%	100,000	99,937.33	5.67	99,985.75	42.75
148785	313588UP8	108	FNMA D N	9/21/2011	3/21/2012		0.094%	0.094%	5,000,000	4,997,623.89	130.56	4,999,283.33	1,528.88
148745	313396UR2	108	FHLMC D N	9/16/2011	3/23/2012		0.110%	0.110%	200,000	199,884.50	9.17	199,971.00	77.33
148855	313396UU5	108	FHLMC D N	9/26/2011	3/26/2012		0.085%	0.085%	2,000,000	1,999,140.56	23.61	1,999,705.00	540.83
148741	313396UV3	108	FHLMC D N	9/16/2011	3/27/2012		0.120%	0.120%	1,210,000	1,209,221.57	60.50	1,209,820.52	538.45
148754	313396UV3	108	FHLMC D N	9/19/2011	3/27/2012		0.110%	0.110%	1,000,000	999,419.44	36.67	999,851.67	395.56
141836	313370E27	108	FHLB - BULLET	7/1/2010	4/2/2012		0.750%	0.750%	3,000,000	3,000,000.00	5,625.00	3,008,437.50	8,437.50
148506	313588VB8	108	FNMA D N	9/2/2011	4/2/2012		0.130%	0.130%	3,000,000	2,997,692.50	314.17	2,999,386.67	1,380.00
148743	313588VB8	108	FNMA D N	9/16/2011	4/2/2012		0.130%	0.130%	275,000	274,802.38	14.90	274,943.78	126.50
148756	313312VD9	108	FFCB D N	9/19/2011	4/4/2012		0.140%	0.140%	375,000	374,711.25	17.50	374,922.50	193.75
140513	31331JKR3	108	FFCB - BULLET	4/16/2010	4/16/2012		1.200%	1.200%	10,000,000	10,000,000.00	55,000.00	10,053,125.00	53,125.00
148317	313396VS9	108	FHLMC D N	8/19/2011	4/17/2012		0.160%	0.161%	500,000	499,460.00	95.95	499,889.44	333.49
148327	313312VT4	108	FFCB D N	8/22/2011	4/18/2012		0.140%	0.140%	3,000,000	2,997,200.00	466.67	2,999,333.33	1,666.66
146866	313384VY2	108	FHLB D N	5/18/2011	4/23/2012		0.180%	0.180%	2,400,000	2,395,908.00	1,632.00	2,399,453.33	1,913.33
148615	313384VY2	108	FHLB D N	9/7/2011	4/23/2012		0.130%	0.130%	1,000,000	999,173.06	86.67	999,772.22	512.49
148112	313384WG0	108	FHLB D N	8/8/2011	5/1/2012		0.175%	0.175%	470,000	469,389.98	123.37	469,888.77	375.42
148642	313588WG6	108	FNMA D N	9/9/2011	5/1/2012		0.160%	0.160%	210,000	209,780.67	20.53	209,950.30	149.10
148858	313588WG6	108	FNMA D N	9/26/2011	5/1/2012		0.100%	0.100%	85,000	84,948.53	1.18	84,979.88	30.17
134814	31331GVL0	108	FFCB - BULLET	5/7/2009	5/7/2012		1.875%	1.875%	5,000,000	5,000,000.00	37,500.00	5,048,437.50	48,437.50
148406	313396WN9	108	FHLMC D N	8/25/2011	5/7/2012		0.170%	0.170%	250,000	249,697.78	43.68	249,939.17	197.71
146849	313312WQ9	108	FFCB D N	5/17/2011	5/9/2012		0.200%	0.200%	4,600,000	4,590,851.11	3,501.11	4,598,870.44	4,518.22
143785	3136FPSX6	108	FNMA STEP UP	11/9/2010	5/9/2012	11/9/2011	1.000%	1.000%	6,800,000	6,800,000.00	26,822.22	6,806,375.00	6,375.00
148641	313588WV3	108	FNMA D N	9/9/2011	5/14/2012		0.160%	0.160%	325,000	324,641.78	31.78	324,918.39	244.83
148412	313384XC8	108	FHLB D N	8/26/2011	5/21/2012		0.160%	0.160%	2,465,000	2,462,052.96	394.40	2,464,361.84	1,914.48
138792	3133XWDC0	108	FHLB - BULLET	12/28/2009	5/25/2012		1.250%	1.296%	10,000,000	9,995,515.36	43,750.00	10,062,500.00	66,984.64
148856	313384XP9	108	FHLB D N	9/26/2011	6/1/2012		0.140%	0.140%	650,000	649,370.58	12.64	649,691.61	308.39
148770	313396XP3	108	FHLMC D N	9/20/2011	6/1/2012		0.150%	0.150%	450,000	449,521.88	20.62	449,786.50	244.00
141445	31331JPZ0	108	FFCB - BULLET	6/8/2010	6/4/2012		1.000%	1.000%	7,000,000	7,000,000.00	22,750.00	7,035,000.00	35,000.00
138690	31331G6G9	108	FFCB - BULLET	12/16/2009	6/11/2012		1.125%	1.295%	10,000,000	9,983,317.73	34,375.00	10,059,375.00	76,057.27
148216	313384XZ7	108	FHLB D N	8/12/2011	6/11/2012		0.190%	0.190%	200,000	199,679.11	52.78	199,901.22	169.33
144297	31331J2G7	108	FFCB - BULLET	11/26/2010	6/15/2012		0.300%	0.426%	5,000,000	4,993,723.55	4,416.67	5,001,562.50	7,838.95
141530	3136FMYF5	108	FNMA STEP UP	6/15/2010	6/15/2012		1.500%	1.500%	2,500,000	2,500,000.00	11,041.67	2,514,843.75	14,843.75
140548	31398AP71	108	FNMA - BULLET	4/19/2010	6/22/2012		1.250%	1.267%	5,000,000	4,999,196.54	17,187.50	5,034,375.00	35,178.46
147252	3136FRQV8	108	FNMA STEP UP	6/22/2011	6/22/2012		1.000%	1.101%	5,000,000	4,995,000.00	13,750.00	5,015,625.00	20,625.00
148700	313396YQ0	108	FHLMC D N	9/14/2011	6/26/2012		0.170%	0.170%	500,000	499,324.72	40.14	499,738.47	373.61
147299	313374FF2	108	FHLB - BULLET	6/27/2011	6/27/2012		0.250%	0.250%	3,000,000	3,000,000.00	1,958.33	3,000,000.00	0.00
148188	313588YT6	108	FNMA D N	8/10/2011	6/29/2012		0.200%	0.200%	210,000	209,622.00	60.67	209,934.38	251.71
141745	3136FMM84	108	FNMA STEP UP	6/29/2010	6/29/2012		1.450%	1.450%	3,000,000	3,000,000.00	11,116.67	3,017,812.50	17,812.50
148214	313312YW4	108	FFCB D N	8/12/2011	7/2/2012		0.190%	0.190%	595,000	593,979.41	157.01	594,628.13	491.71
148786	313384ZE2	108	FHLB D N	9/21/2011	7/10/2012		0.155%	0.155%	2,500,000	2,496,846.18	107.64	2,498,437.50	1,483.68
147865	TD0001	108	TIME DEPOSIT - MDTA	7/24/2011	7/24/2012		0.010%	0.010%	25,000	25,000.00	0.47	25,000.00	0.00
148610	313312ZV5	108	FFCB D N	9/6/2011	7/25/2012		0.160%	0.160%	1,150,000	1,148,349.11	127.78	1,149,281.25	804.36
148853	313312ZV5	108	FFCB D N	9/26/2011	7/25/2012		0.130%	0.130%	2,280,000	2,277,505.30	41.17	2,278,575.00	1,028.53
148787	313384ZV4	108	FHLB D N	9/21/2011	7/25/2012		0.160%	0.160%	2,234,000	2,230,941.90	99.29	2,232,603.75	1,562.56
142423	31331JXY4	108	FFCB - BULLET	8/10/2010	8/10/2012		0.625%	0.625%	7,500,000	7,500,000.00	6,640.63	7,521,093.75	21,093.75
148282	3134G2YP1	108	FHLMC STEP UP	8/24/2011	8/24/2012	2/24/2012	0.500%	0.500%	1,500,000	1,500,000.00	770.83	1,497,187.50	(2,812.50)
148284	3134G2WH1	108	FHLMC STEP UP	8/25/2011	8/25/2012	11/25/2011	1.000%	1.000%	2,860,000	2,860,000.00	2,860.00	2,861,787.50	1,787.50
141778	3133XYUR4	108	FHLB - BULLET	6/30/2010	8/30/2012		1.050%	1.050%	3,000,000	3,000,000.00	7,962.50	3,020,625.00	20,625.00

**MIAMI-DADE COUNTY**  
**REPORT WRITER**  
AS OF DATE: **September 30, 2011**  
SORTING ORDER: **FUND ICC#**

INVSMT NUMBER	CUSIP NUMBER	FUND NUMBER	DESCRIPTION	PURCHASE SET DATE	MATURITY DATE	CALL DATE	INTEREST RATE	YTM TRADING	SCHEDULED PAR VALUE	CURRENT BOOK VALUE	PERIOD-END INTEREST ACCRL	MARKET VALUE	UNREALIZED GAIN/LOSS
141779	3133XYUR4	108	FHLB - BULLET	6/30/2010	8/30/2012		1.050%	1.050%	2,500,000	2,500,000.00	6,635.42	2,517,187.50	17,187.50
148387	3134G2ZW5	108	FHLMC STEP UP	9/14/2011	9/14/2012	12/14/2011	1.000%	1.000%	3,000,000	3,000,000.00	1,416.67	2,997,187.50	(2,812.50)
141618	3133XYVF9	108	FHLB - BULLET	6/21/2010	9/21/2012		1.075%	1.075%	2,500,000	2,500,000.00	746.53	2,518,750.00	18,750.00
142975	3136FPK2	108	FNMA STEP UP	9/28/2010	9/28/2012	9/28/2010	1.000%	1.073%	6,000,000	5,995,655.95	500.00	6,013,125.00	17,469.05
143248	3136FPK7	108	FNMA STEP UP	10/15/2010	10/15/2012	10/15/2011	1.500%	1.500%	3,500,000	3,500,000.00	24,208.33	3,501,093.75	1,093.75
143340	3134G1VZ4	108	FHLMC STEP UP	10/29/2010	10/29/2012	10/29/2011	1.125%	1.125%	3,500,000	3,500,000.00	16,625.00	3,502,187.50	2,187.50
143765	3136FPUM7	108	FNMA STEP UP	10/29/2010	10/29/2012	10/29/2011	1.125%	1.125%	6,000,000	6,000,000.00	28,500.00	6,005,625.00	5,625.00
143782	3136FPRR0	108	FNMA STEP UP	10/29/2010	10/29/2012	10/29/2011	1.250%	1.250%	5,500,000	5,500,000.00	29,027.78	5,503,437.50	3,437.50
146016	3136FPUC9	108	FNMA - BULLET	3/14/2011	10/30/2012		0.500%	0.530%	1,200,000	1,199,459.36	2,516.67	1,201,125.00	1,665.64
146344	31398A4T6	108	FNMA - BULLET	4/1/2011	10/30/2012		0.500%	0.659%	1,800,000	1,795,733.56	3,775.00	1,805,625.00	9,328.94
146492	31398A4T6	108	FNMA - BULLET	4/14/2011	10/30/2012		0.500%	0.525%	400,000	399,852.57	838.89	401,125.00	1,272.43
146678	31331JY56	108	FFCB - BULLET	11/2/2010	11/2/2012		0.400%	0.470%	3,500,000	3,496,319.97	5,794.44	3,503,281.25	6,961.28
144257	31331J2V4	108	FFCB - BULLET	11/19/2010	11/19/2012		0.550%	0.563%	7,500,000	7,498,591.83	15,125.00	7,518,750.00	20,158.17
144296	31331J2V4	108	FFCB - BULLET	11/26/2010	11/19/2012		0.550%	0.563%	5,000,000	4,999,052.14	10,083.33	5,012,500.00	13,447.86
143841	3136FPVC8	108	FNMA STEP UP	11/19/2010	11/19/2012	11/19/2011	1.250%	1.301%	5,500,000	5,495,869.36	25,208.33	5,508,593.75	12,724.39
147047	31331KMM9	108	FFCB - BULLET	6/3/2011	12/3/2012		0.350%	0.350%	2,000,000	2,000,000.00	2,294.44	2,000,625.00	625.00
138763	31331JAB9	108	FFCB - BULLET	12/24/2009	12/24/2012		1.625%	1.636%	10,000,000	9,998,400.01	43,784.72	10,156,250.00	157,849.99
139566	31331JDT7	108	FFCB - BULLET	2/11/2010	2/11/2013		1.650%	1.667%	10,000,000	9,997,495.44	22,916.67	10,165,625.00	168,129.56
139371	3133XWX87	108	FHLB - BULLET	2/4/2010	3/8/2013		1.750%	1.766%	10,000,000	9,997,579.78	11,180.56	10,184,375.00	186,795.22
134036	31331GRG6	108	FFCB - BULLET	3/26/2009	3/26/2013		2.500%	2.511%	15,000,000	14,997,757.71	5,208.33	15,464,062.50	466,304.79
146288	3137EACS6	108	FHLMC - BULLET	3/31/2011	3/28/2013		0.750%	0.850%	1,000,000	998,515.00	62.50	1,005,937.50	7,422.50
146292	3137EACS6	108	FHLMC - BULLET	3/31/2011	3/28/2013		0.750%	0.810%	4,000,000	3,996,430.00	250.00	4,023,750.00	27,320.00
139793	3137EACJ6	108	FHLMC - BULLET	3/5/2010	4/15/2013		1.625%	1.630%	5,000,000	4,999,486.37	37,465.28	5,095,312.50	95,826.13
143255	3134G1VX9	108	FHLMC C I	10/19/2010	4/19/2013	4/19/2013	0.800%	0.800%	3,500,000	3,500,000.00	12,600.00	3,518,593.75	18,593.75
141364	31331JQU0	108	FFCB - BULLET	6/3/2010	6/3/2013		1.600%	1.642%	3,900,000	3,896,817.90	20,453.33	3,976,781.25	79,963.35
147200	3133745V8	108	FHLB - BULLET	6/21/2011	6/21/2013		0.500%	0.500%	2,000,000	2,000,000.00	2,777.78	2,003,750.00	3,750.00
141166	31331JPK3	108	FFCB - BULLET	5/25/2010	6/25/2013		1.375%	1.479%	5,000,000	4,989,895.30	18,333.33	5,089,062.50	99,167.20
147383	3134G2NA6	108	FHLMC C I	6/28/2011	6/28/2013	12/28/2011	0.600%	0.600%	2,750,000	2,750,000.00	4,262.50	2,750,000.00	0.00
147985	31331KTH3	108	FFCB C I	8/1/2011	8/1/2013	8/1/2012	0.600%	0.600%	2,500,000	2,500,000.00	2,500.00	2,502,343.75	2,343.75
139498	3133XWYK9	108	FHLB - BULLET	2/8/2010	8/8/2013		1.875%	1.875%	15,000,000	15,000,000.00	41,406.25	15,403,125.00	403,125.00
145227	313372H64	108	FHLB - BULLET	1/28/2011	8/28/2013		1.000%	1.000%	1,200,000	1,200,000.00	1,100.00	1,213,125.00	13,125.00
145246	313372HW7	108	FHLB - BULLET	2/4/2011	9/4/2013		1.000%	1.000%	1,200,000	1,200,000.00	900.00	1,212,000.00	12,000.00
148499	3134G2ZB1	108	FHLMC C I	9/6/2011	9/6/2013	3/6/2012	0.500%	0.513%	2,500,000	2,499,375.00	868.06	2,496,093.75	(3,281.25)
148384	3134G2ZN5	108	FHLMC STEP UP	9/6/2011	9/6/2013	12/6/2011	1.125%	1.125%	2,500,000	2,500,000.00	1,953.13	2,496,093.75	(3,906.25)
142593	3136FPPE7	108	FNMA C I	9/9/2010	9/9/2013	9/9/2013	1.050%	1.050%	4,000,000	4,000,000.00	2,566.67	4,033,750.00	33,750.00
142737	3136FPPE7	108	FNMA C I	9/9/2010	9/9/2013	9/9/2013	1.050%	1.067%	5,410,000	5,408,198.31	3,471.42	5,455,646.88	47,448.57
148286	3136FRT37	108	FNMA STEP UP	9/14/2011	9/14/2013	9/14/2012	1.050%	1.050%	3,500,000	3,500,000.00	1,735.42	3,493,437.50	(6,562.50)
148861	31331KZS2	108	FFCB C I	9/26/2011	9/26/2013	9/26/2012	0.400%	0.400%	2,500,000	2,500,000.00	138.89	2,492,968.75	(7,031.25)
146291	31398A2M3	108	FNMA - BULLET	3/31/2011	9/30/2013		1.125%	1.125%	5,000,000	5,000,000.00	156.25	5,065,625.00	65,625.00
143222	31398A4H2	108	FNMA C I	10/8/2010	10/8/2013	10/8/2013	1.125%	1.125%	3,000,000	3,000,000.00	16,218.75	3,039,375.00	39,375.00
143339	31398A4N9	108	FNMA C I	10/15/2010	10/15/2013	10/15/2013	1.000%	1.008%	3,000,000	2,999,375.23	13,833.33	3,019,687.50	20,312.27
143338	31331JQ89	108	FFCB C I	10/18/2010	10/18/2013	10/18/2011	1.000%	1.000%	4,000,000	4,000,000.00	18,111.11	4,001,250.00	1,250.00
143399	31398A4Q2	108	FNMA C I	10/18/2010	10/18/2013	10/18/2011	1.000%	1.000%	4,500,000	4,500,000.00	20,375.00	4,501,406.25	1,406.25
145115	31331JZ25	108	FFCB - BULLET	1/14/2011	11/26/2013		0.920%	1.080%	1,500,000	1,494,094.36	4,791.67	1,513,593.75	19,499.39
145134	31331KAH3	108	FFCB - BULLET	1/19/2011	2/27/2014		1.125%	1.190%	3,500,000	3,494,447.55	3,718.75	3,549,218.75	54,771.20
139791	31331JGC1	108	FFCB - BULLET	3/5/2010	3/5/2014		2.125%	2.125%	20,000,000	20,000,000.00	30,694.44	20,737,500.00	737,500.00
148854	3134G2D66	108	FHLMC C I	9/26/2011	3/14/2014	3/14/2012	0.625%	0.637%	2,000,000	1,999,816.67	590.28	1,995,625.00	(3,775.00)
143064	31398A3R1	108	FNMA C I	9/21/2010	3/21/2014	3/21/2014	1.350%	1.350%	5,000,000	5,000,000.00	1,875.00	5,071,875.00	71,875.00
143398	313371BQ8	108	FHLB C I	10/14/2010	4/14/2014	10/14/2011	1.000%	1.000%	3,400,000	3,400,000.00	15,772.22	3,401,062.50	1,062.50
143540	3136FPSP1	108	FNMA C I	10/25/2010	4/25/2014	10/25/2011	1.000%	1.000%	3,000,000	3,000,000.00	13,000.00	3,000,937.50	937.50
146170	3134G2CL4	108	FHLMC - BULLET	4/1/2011	4/29/2014		1.350%	1.350%	2,000,000	2,000,000.00	11,400.00	2,040,000.00	40,000.00
146788	3136FRLS0	108	FNMA C I	5/23/2011	5/23/2014		1.250%	1.250%	3,350,000	3,350,000.00	14,888.89	3,365,703.13	15,703.13
148386	3135G0CZ4	108	FNMA C I	9/12/2011	9/12/2014	3/12/2012	0.850%	0.850%	2,000,000	2,000,000.00	897.22	1,992,500.00	(7,500.00)
143780	31331JV75	108	FFCB C I	10/27/2010	10/27/2014	10/27/2011	1.250%	1.250%	6,000,000	6,000,000.00	32,083.33	6,003,750.00	3,750.00
144877	31331J6X6	108	FFCB C I	1/5/2011	1/5/2015	1/5/2012	2.100%	2.100%	5,000,000	5,000,000.00	25,083.33	5,018,750.00	18,750.00
143191	3136FPNV5	108	FNMA STEP UP	10/21/2010	10/21/2015	10/21/2015	2.125%	2.125%	6,000,000	6,000,000.00	56,479.17	6,255,000.00	255,000.00



**MIAMI-DADE COUNTY**  
**REPORT WRITER**  
**AS OF DATE: September 30, 2011**  
**SORTING ORDER: FUND ICC#**

INVSMT NUMBER	CUSIP NUMBER	FUND NUMBER	DESCRIPTION	PURCHASE SET DATE	MATURITY DATE	CALL DATE	INTEREST RATE	YTM TRADING	SCHEDULED PAR VALUE	CURRENT BOOK VALUE	PERIOD-END INTEREST ACCRL	MARKET VALUE	UNREALIZED GAIN/LOSS
145973	31398A4M1	108	FNMA - BULLET	3/8/2011	10/26/2015		1.625%	2.221%	12,000,000	11,696,049.85	83,958.33	12,307,500.00	611,450.15
144123	31398A6B3	108	FNMA C I	11/23/2010	11/23/2015	11/23/2011	1.600%	1.670%	2,000,000	1,993,967.80	11,377.78	2,004,375.00	10,407.20
144383	31331J4D2	108	FFCB C I	12/7/2010	12/7/2015	12/7/2011	2.000%	2.000%	5,000,000	5,000,000.00	31,666.67	5,015,625.00	15,625.00
144637	3136FPT23	108	FNMA C I	12/28/2010	12/28/2015	12/28/2011	2.350%	2.350%	3,500,000	3,500,000.00	21,247.92	3,518,593.75	18,593.75
148377	3135G0DD2	108	FNMA C I	8/26/2011	8/24/2016	8/24/2012	1.550%	1.550%	4,000,000	4,000,000.00	6,027.78	4,011,250.00	11,250.00
<b>108 Total</b>									<b>1,020,243,389</b>	<b>1,019,296,289.79</b>	<b>1,697,593.41</b>	<b>1,024,303,446.15</b>	<b>4,636,788.57</b>
148933	WACHOVIA8	109	WACHOVIA INT BOND	9/21/2011	10/1/2011		0.018%	0.018%	70,294,068	70,294,068.08	346.06	70,294,068.08	0.00
148925	WACHOVIA8	109	WACHOVIA INT BRG AUG	9/1/2011	10/1/2011		0.018%	0.018%	661	660.96	0.01	660.96	0.00
148926	WACHOVIA8	109	WACHOVIA INT BRG YTD	9/1/2011	10/1/2011		0.018%	0.018%	247,313	247,312.77	3.65	247,312.77	0.00
137247	31331GV22	109	FFCB - BULLET	9/28/2009	10/3/2011		1.125%	1.226%	15,000,000	14,992,571.43	83,437.50	15,000,000.00	7,428.57
145264	313396MM2	109	FHLMC D N	1/26/2011	10/3/2011		0.240%	0.240%	1,664,000	1,661,226.67	2,751.14	1,663,998.15	20.34
145984	313396MM2	109	FHLMC D N	3/9/2011	10/3/2011		0.170%	0.170%	950,000	949,066.89	924.14	949,998.94	7.91
146961	313588MM4	109	FNMA D N	5/25/2011	10/3/2011		0.097%	0.097%	450,000	449,841.16	156.41	449,999.50	1.93
147407	313588MM4	109	FNMA D N	6/27/2011	10/3/2011		0.100%	0.100%	761,000	760,792.84	202.93	760,999.15	3.38
148035	313588MP7	109	FNMA D N	8/2/2011	10/5/2011		0.160%	0.160%	200,000	199,943.11	53.33	199,999.56	3.12
147419	313396MQ3	109	FHLMC D N	6/27/2011	10/6/2011		0.100%	0.100%	275,000	274,922.85	73.33	274,999.24	3.06
147916	313396MQ3	109	FHLMC D N	7/28/2011	10/6/2011		0.210%	0.210%	100,000	99,959.17	37.91	99,999.72	2.64
143867	313384MR7	109	FHLB D N	10/28/2010	10/7/2011		0.240%	0.241%	9,800,000	9,777,525.33	22,082.67	9,799,967.33	359.33
143813	313396MR1	109	FHLMC D N	10/26/2010	10/7/2011		0.280%	0.281%	222,000	221,402.57	587.07	221,999.26	9.62
147408	313396MR1	109	FHLMC D N	6/27/2011	10/7/2011		0.100%	0.100%	115,000	114,967.42	30.66	114,999.62	1.54
144344	313588MR3	109	FNMA D N	11/26/2010	10/7/2011		0.270%	0.271%	1,000,000	997,637.50	2,317.50	999,996.67	41.67
147745	313396MV2	109	FHLMC D N	7/13/2011	10/11/2011		0.035%	0.035%	700,000	699,938.75	54.44	699,996.11	2.92
147910	313384MW6	109	FHLB D N	7/28/2011	10/12/2011		0.190%	0.190%	300,000	299,879.67	102.91	299,998.17	15.59
146960	313588MW2	109	FNMA D N	5/25/2011	10/12/2011		0.090%	0.090%	4,900,000	4,898,285.00	1,580.25	4,899,970.06	104.81
147911	313588MW2	109	FNMA D N	7/28/2011	10/12/2011		0.230%	0.230%	300,000	299,854.33	124.59	299,998.17	19.25
145225	313396MX8	109	FHLMC D N	1/21/2011	10/13/2011		0.230%	0.230%	1,000,000	998,306.94	1,616.39	999,993.33	70.00
144345	313396NC3	109	FHLMC D N	11/26/2010	10/18/2011		0.260%	0.261%	1,675,000	1,671,056.31	3,738.04	1,674,984.18	189.83
145268	313384NE5	109	FHLB D N	1/26/2011	10/20/2011		0.250%	0.250%	498,000	497,076.63	857.66	497,994.74	60.45
145985	313396NE9	109	FHLMC D N	3/9/2011	10/20/2011		0.180%	0.180%	550,000	549,381.25	566.50	549,994.19	46.44
147875	313384NF2	109	FHLB D N	7/26/2011	10/21/2011		0.120%	0.120%	200,000	199,942.00	44.67	199,997.78	11.11
143777	3136FPSE8	109	FNMA STEP UP	10/22/2010	10/21/2011	10/21/2011	0.650%	0.650%	3,000,000	3,000,000.00	8,666.67	3,000,000.00	0.00
148070	313384NJ4	109	FHLB D N	8/4/2011	10/24/2011		0.050%	0.050%	1,130,000	1,129,872.88	91.02	1,129,985.56	21.66
148074	313396NJ8	109	FHLMC D N	8/4/2011	10/24/2011		0.080%	0.080%	100,000	99,982.00	12.89	99,998.72	3.83
147792	313588NJ0	109	FNMA D N	7/19/2011	10/24/2011		0.070%	0.070%	137,000	136,974.16	19.71	136,998.25	4.38
147908	313588NJ0	109	FNMA D N	7/28/2011	10/24/2011		0.250%	0.250%	600,000	599,633.33	270.84	599,992.33	88.16
141698	31331JTN3	109	FFCB - BULLET	6/25/2010	10/28/2011		0.570%	0.578%	2,600,000	2,599,903.43	6,298.50	2,600,812.50	909.07
143475	3134G1WR1	109	FHLMC STEP UP	10/28/2010	10/28/2011	10/28/2011	0.750%	0.750%	4,200,000	4,200,000.00	13,387.50	4,200,000.00	0.00
143767	3134G1WR1	109	FHLMC STEP UP	10/28/2010	10/28/2011	10/28/2011	0.750%	0.750%	5,000,000	5,000,000.00	15,937.50	5,000,000.00	0.00
144189	3134G1WR1	109	FHLMC STEP UP	11/17/2010	10/28/2011	10/28/2011	0.750%	0.776%	7,500,000	7,499,010.87	23,906.25	7,500,000.00	989.13
143477	3136FPRL3	109	FNMA STEP UP	10/28/2010	10/28/2011	10/28/2011	0.625%	0.675%	4,000,000	3,999,002.74	10,625.00	4,000,000.00	997.26
147970	313588NR2	109	FNMA D N	8/1/2011	10/31/2011		0.200%	0.200%	90,000	89,954.50	30.50	89,998.50	13.50
144462	313396NS8	109	FHLMC D N	12/2/2010	11/1/2011		0.280%	0.281%	5,000,000	4,987,011.11	11,783.33	4,999,913.89	1,119.45
147420	313396NS8	109	FHLMC D N	6/27/2011	11/1/2011		0.115%	0.115%	110,000	109,955.37	33.74	109,998.11	9.00
148034	313396NS8	109	FHLMC D N	8/2/2011	11/1/2011		0.190%	0.190%	220,000	219,894.34	69.67	219,996.21	32.20
147409	313588NS0	109	FNMA D N	6/27/2011	11/1/2011		0.080%	0.080%	974,000	973,725.12	207.78	973,983.23	50.33
147907	313396NT6	109	FHLMC D N	7/28/2011	11/2/2011		0.260%	0.260%	800,000	799,439.56	375.55	799,985.78	170.67
147917	313396NT6	109	FHLMC D N	7/28/2011	11/2/2011		0.180%	0.180%	100,000	99,951.50	32.50	99,998.22	14.22
147919	313396NY5	109	FHLMC D N	7/28/2011	11/7/2011		0.200%	0.200%	100,000	99,943.33	36.11	99,997.94	18.50
144342	313312NZ9	109	FFCB D N	11/26/2010	11/8/2011		0.260%	0.261%	7,000,000	6,982,457.22	15,621.67	6,999,852.22	1,773.33
144343	313312NZ9	109	FFCB D N	11/26/2010	11/8/2011		0.260%	0.261%	4,000,000	3,989,975.56	8,926.66	3,999,915.56	1,013.34
144427	313312NZ9	109	FFCB D N	12/1/2010	11/8/2011		0.260%	0.261%	2,461,000	2,454,921.33	5,403.26	2,460,948.05	623.46
147458	313588PA7	109	FNMA D N	6/28/2011	11/9/2011		0.110%	0.110%	378,000	377,845.23	109.73	377,991.81	36.85
147909	313588PA7	109	FNMA D N	7/28/2011	11/9/2011		0.250%	0.250%	500,000	499,638.89	225.69	499,989.17	124.59
147743	313384PF0	109	FHLB D N	7/13/2011	11/14/2011		0.050%	0.050%	600,000	599,896.67	66.66	599,985.33	22.00
147410	313396PF4	109	FHLMC D N	6/27/2011	11/14/2011		0.100%	0.100%	200,000	199,922.22	53.33	199,995.11	19.56
147421	313396PF4	109	FHLMC D N	6/27/2011	11/14/2011		0.110%	0.110%	480,000	479,794.67	140.80	479,988.27	52.80

**MIAMI-DADE COUNTY**  
**REPORT WRITER**  
**AS OF DATE: September 30, 2011**  
**SORTING ORDER: FUND ICC#**

INVSMT NUMBER	CUSIP NUMBER	FUND NUMBER	DESCRIPTION	PURCHASE SET DATE	MATURITY DATE	CALL DATE	INTEREST RATE	YTM TRADING	SCHEDULED PAR VALUE	CURRENT BOOK VALUE	PERIOD-END INTEREST ACCRL	MARKET VALUE	UNREALIZED GAIN/LOSS
147918	313588PF6	109	FNMA D N	7/28/2011	11/14/2011		0.180%	0.180%	100,000	99,945.50	32.50	99,997.56	19.56
146983	313312PG9	109	FFCB D N	5/26/2011	11/15/2011		0.100%	0.100%	1,500,000	1,499,279.17	533.33	1,499,962.50	150.00
147810	313588PH2	109	FNMA D N	7/20/2011	11/16/2011		0.080%	0.080%	400,000	399,894.22	64.89	399,989.78	30.67
145001	313312PJ3	109	FFCB D N	1/7/2011	11/17/2011		0.280%	0.281%	4,000,000	3,990,231.11	8,306.67	3,999,895.56	1,357.78
145137	313312PJ3	109	FFCB D N	1/18/2011	11/17/2011		0.260%	0.261%	3,235,000	3,227,920.74	5,981.16	3,234,915.53	1,013.63
147439	313588PJ8	109	FNMA D N	6/28/2011	11/17/2011		0.095%	0.095%	450,000	449,831.38	112.81	449,988.25	44.06
146337	9127952P5	109	TREASURY BILLS	4/1/2011	11/17/2011		0.180%	0.180%	800,000	799,080.00	732.00	800,000.00	188.00
146984	313384PK9	109	FHLB D N	5/26/2011	11/18/2011		0.120%	0.120%	4,800,000	4,797,184.00	2,048.00	4,799,872.00	640.00
145340	313312PN4	109	FFCB D N	1/31/2011	11/21/2011		0.230%	0.230%	1,800,000	1,796,619.00	2,794.50	1,799,949.00	535.50
145273	313396PN7	109	FHLMC D N	1/26/2011	11/21/2011		0.250%	0.251%	530,000	528,899.51	912.78	529,984.98	172.69
147169	313396PN7	109	FHLMC D N	6/3/2011	11/21/2011		0.130%	0.130%	196,000	195,878.97	84.93	195,994.45	30.55
146964	313384PQ6	109	FHLB D N	5/25/2011	11/23/2011		0.120%	0.120%	2,200,000	2,198,665.33	946.00	2,199,935.22	323.89
146985	313384PQ6	109	FHLB D N	5/26/2011	11/23/2011		0.130%	0.130%	2,500,000	2,498,365.97	1,155.56	2,499,926.39	404.86
147002	313384PQ6	109	FHLB D N	5/27/2011	11/23/2011		0.126%	0.126%	2,350,000	2,348,519.50	1,044.58	2,349,930.81	366.73
147138	313384PQ6	109	FHLB D N	6/2/2011	11/23/2011		0.125%	0.125%	4,355,000	4,352,368.85	1,829.71	4,354,871.77	673.21
147430	313384PQ6	109	FHLB D N	6/28/2011	11/23/2011		0.105%	0.105%	950,000	949,589.92	263.23	949,972.03	118.88
147441	313588PQ2	109	FNMA D N	6/28/2011	11/23/2011		0.105%	0.105%	750,000	749,676.25	207.81	749,977.92	93.86
141141	3133XYLD5	109	FHLB - BULLET	5/25/2011	11/25/2011		0.785%	0.792%	5,000,000	4,999,833.33	13,737.50	5,004,687.50	4,854.17
147003	313384PS2	109	FHLB D N	5/27/2011	11/25/2011		0.121%	0.121%	2,000,000	1,998,776.56	853.72	1,999,938.89	308.61
147433	313384PS2	109	FHLB D N	6/28/2011	11/25/2011		0.100%	0.100%	4,723,000	4,721,032.08	1,246.35	4,722,855.69	577.26
147811	313384PS2	109	FHLB D N	7/20/2011	11/25/2011		0.075%	0.075%	750,000	749,800.00	114.06	749,977.08	63.02
148032	313384PS2	109	FHLB D N	8/2/2011	11/25/2011		0.180%	0.180%	325,000	324,813.13	97.50	324,990.07	79.44
147168	313384PV5	109	FHLB D N	6/3/2011	11/28/2011		0.120%	0.120%	200,000	199,881.33	80.00	199,993.56	32.23
147445	313396PV9	109	FHLMC D N	6/28/2011	11/28/2011		0.110%	0.110%	2,000,000	1,999,065.00	580.56	1,999,935.56	290.00
147793	313396PV9	109	FHLMC D N	7/19/2011	11/28/2011		0.100%	0.100%	63,000	62,976.90	12.95	62,997.97	8.12
144477	313371WV4	109	FHLB - BULLET	12/3/2010	12/1/2011		0.300%	0.324%	20,000,000	19,997,593.39	20,000.01	20,006,250.00	8,656.61
144463	313384PY9	109	FHLB D N	12/2/2010	12/1/2011		0.300%	0.301%	5,500,000	5,483,316.67	13,887.50	5,499,813.61	2,609.44
144464	313384PY9	109	FHLB D N	12/2/2010	12/1/2011		0.300%	0.301%	3,800,000	3,788,473.33	9,595.00	3,799,871.22	1,802.89
147737	313396PY3	109	FHLMC D N	7/13/2011	12/1/2011		0.090%	0.090%	110,000	109,961.23	22.00	109,996.27	13.04
147422	313588PY5	109	FNMA D N	6/27/2011	12/1/2011		0.120%	0.120%	158,000	157,917.31	50.56	157,994.65	26.78
147429	313384PZ6	109	FHLB D N	6/28/2011	12/2/2011		0.100%	0.100%	5,822,000	5,819,460.96	1,536.36	5,821,799.46	802.14
145138	313384QC6	109	FHLB D N	1/18/2011	12/5/2011		0.210%	0.210%	1,270,000	1,267,621.93	1,896.53	1,269,954.14	435.68
147411	313396QC0	109	FHLMC D N	6/27/2011	12/5/2011		0.140%	0.140%	134,000	133,916.10	50.03	133,995.16	29.03
147442	313588QC2	109	FNMA D N	6/28/2011	12/5/2011		0.090%	0.090%	4,200,000	4,198,320.00	997.50	4,199,848.33	530.83
147741	313396QD8	109	FHLMC D N	7/13/2011	12/6/2011		0.090%	0.090%	335,000	334,877.72	67.00	334,987.72	43.00
148179	313396QD8	109	FHLMC D N	8/10/2011	12/6/2011		0.080%	0.080%	1,200,000	1,199,685.33	138.67	1,199,956.00	132.00
147794	313588QE8	109	FNMA D N	7/19/2011	12/7/2011		0.090%	0.090%	296,000	295,895.66	54.76	295,988.98	38.56
148212	313396QF3	109	FHLMC D N	8/12/2011	12/8/2011		0.090%	0.090%	845,000	844,750.73	105.62	844,968.08	111.73
144641	313396QK2	109	FHLMC D N	12/14/2010	12/12/2011		0.330%	0.331%	1,400,000	1,395,341.50	3,734.50	1,399,944.00	868.00
144642	313396QK2	109	FHLMC D N	12/14/2010	12/12/2011		0.340%	0.341%	2,632,000	2,622,976.63	7,233.61	2,631,894.72	1,684.48
144663	313396QK2	109	FHLMC D N	12/15/2010	12/12/2011		0.335%	0.336%	2,000,000	1,993,262.78	5,397.22	1,999,920.00	1,260.00
145136	313396QK2	109	FHLMC D N	1/18/2011	12/12/2011		0.280%	0.281%	3,000,000	2,992,346.67	5,973.33	2,999,880.00	1,560.00
145139	313396QK2	109	FHLMC D N	1/18/2011	12/12/2011		0.280%	0.281%	885,000	882,742.27	1,762.13	884,964.60	460.20
147412	313396QK2	109	FHLMC D N	6/27/2011	12/12/2011		0.120%	0.120%	783,000	782,561.52	250.56	782,968.68	156.60
147302	313384QM4	109	FHLB D N	6/16/2011	12/14/2011		0.140%	0.140%	2,750,000	2,748,064.31	1,144.30	2,749,886.94	678.33
147413	313396QM8	109	FHLMC D N	6/27/2011	12/14/2011		0.135%	0.135%	125,000	124,920.31	45.00	124,994.86	29.55
147414	313396QN6	109	FHLMC D N	6/27/2011	12/15/2011		0.135%	0.135%	121,000	120,922.41	43.56	120,994.96	28.99
146276	9127952T7	109	TREASURY BILLS	3/30/2011	12/15/2011		0.204%	0.204%	2,800,000	2,795,884.78	2,928.14	2,800,000.00	1,187.08
147747	313312QS2	109	FFCB D N	7/13/2011	12/19/2011		0.080%	0.080%	900,000	899,682.00	160.00	899,960.50	118.50
146963	313588QS7	109	FNMA D N	5/25/2011	12/19/2011		0.124%	0.124%	2,000,000	1,998,567.11	888.67	1,999,912.22	456.44
147415	313384QU6	109	FHLB D N	6/27/2011	12/21/2011		0.100%	0.100%	1,000,000	999,508.33	266.67	999,955.00	180.00
147423	313312QW3	109	FFCB D N	6/27/2011	12/23/2011		0.120%	0.120%	100,000	99,940.33	32.00	99,995.39	23.06
144889	313312RA0	109	FFCB D N	1/3/2011	12/27/2011		0.320%	0.321%	2,000,000	1,993,635.56	4,817.77	1,999,903.33	1,450.00
146965	313312RA0	109	FFCB D N	5/25/2011	12/27/2011		0.120%	0.120%	3,000,000	2,997,840.00	1,290.00	2,999,855.00	725.00
146999	313312RA0	109	FFCB D N	5/27/2011	12/27/2011		0.120%	0.120%	5,400,000	5,396,148.00	2,286.00	5,399,739.00	1,305.00
147723	313312RA0	109	FFCB D N	7/13/2011	12/27/2011		0.090%	0.090%	1,600,000	1,599,332.00	320.00	1,599,922.67	270.67



**MIAMI-DADE COUNTY**  
**REPORT WRITER**  
**AS OF DATE: September 30, 2011**  
**SORTING ORDER: FUND ICC#**

INVSMT NUMBER	CUSIP NUMBER	FUND NUMBER	DESCRIPTION	PURCHASE SET DATE	MATURITY DATE	CALL DATE	INTEREST RATE	YTM TRADING	SCHEDULED PAR VALUE	CURRENT BOOK VALUE	PERIOD-END INTEREST ACCRL	MARKET VALUE	UNREALIZED GAIN/LOSS
147494	313374A91	109	FHLB STEP UP	6/30/2011	12/27/2011		0.500%	0.520%	2,600,000	2,599,848.33	3,394.44	2,600,000.00	260.00
147444	313396RA3	109	FHLMC D N	6/28/2011	12/27/2011		0.110%	0.110%	4,800,000	4,797,330.67	1,393.33	4,799,768.00	1,044.00
139231	3133XVRS2	109	FHLB - BULLET	1/28/2010	12/28/2011		1.000%	1.000%	5,000,000	5,000,000.00	12,916.67	5,010,937.50	10,937.50
147473	313588RB3	109	FNMA D N	6/29/2011	12/28/2011		0.125%	0.125%	2,100,000	2,098,672.92	685.41	2,099,897.33	539.00
147479	313588RB3	109	FNMA D N	6/29/2011	12/28/2011		0.125%	0.125%	1,100,000	1,099,304.86	359.03	1,099,946.22	282.33
147719	313588RD9	109	FNMA D N	7/13/2011	12/30/2011		0.120%	0.120%	200,000	199,886.67	53.33	199,990.00	50.00
147969	313384RH4	109	FHLB D N	8/1/2011	1/3/2012		0.200%	0.200%	100,000	99,913.89	33.89	99,994.78	47.00
147438	313588RH0	109	FNMA D N	6/28/2011	1/3/2012		0.120%	0.120%	180,000	179,886.60	57.00	179,990.60	47.00
148177	313384RJ0	109	FHLB D N	8/10/2011	1/4/2012		0.080%	0.080%	1,459,000	1,458,523.39	168.60	1,458,923.00	231.01
148186	313384RJ0	109	FHLB D N	8/10/2011	1/4/2012		0.080%	0.080%	240,000	239,921.60	27.73	239,987.33	38.00
147789	313588RJ6	109	FNMA D N	7/19/2011	1/4/2012		0.090%	0.090%	5,000,000	4,997,887.50	925.00	4,999,736.11	923.61
147725	313384RL5	109	FHLB D N	7/13/2011	1/6/2012		0.100%	0.100%	3,000,000	2,998,525.00	666.67	2,999,838.33	646.66
147812	313396RP0	109	FHLMC D N	7/20/2011	1/9/2012		0.098%	0.098%	3,100,000	3,098,540.07	616.04	3,099,827.78	671.67
147835	313588RR8	109	FNMA D N	7/21/2011	1/11/2012		0.110%	0.110%	203,000	202,892.07	44.66	202,988.50	51.77
147212	313396RS4	109	FHLMC D N	6/8/2011	1/12/2012		0.150%	0.150%	320,000	319,709.33	153.34	319,981.69	119.02
146273	9127952Y6	109	TREASURY BILLS	3/30/2011	1/12/2012		0.218%	0.218%	4,600,000	4,591,996.00	5,141.46	4,599,540.00	2,402.54
147163	9127952Y6	109	TREASURY BILLS	6/3/2011	1/12/2012		0.092%	0.092%	3,000,000	2,998,290.33	920.00	2,999,700.00	489.67
147787	313384RT8	109	FHLB D N	7/19/2011	1/13/2012		0.090%	0.090%	1,000,000	999,555.00	185.00	999,942.22	202.22
147416	313588RX5	109	FNMA D N	6/27/2011	1/17/2012		0.120%	0.120%	2,500,000	2,498,300.00	800.00	2,499,850.00	750.00
148310	313588RX5	109	FNMA D N	8/19/2011	1/17/2012		0.120%	0.120%	2,022,000	2,020,982.26	289.82	2,021,878.68	606.60
147813	313384RY7	109	FHLB D N	7/20/2011	1/18/2012		0.110%	0.110%	2,400,000	2,398,665.33	535.33	2,399,854.67	654.01
148184	313384RY7	109	FHLB D N	8/10/2011	1/18/2012		0.100%	0.100%	586,000	585,737.93	84.64	585,964.51	141.94
148107	313588RY3	109	FNMA D N	8/8/2011	1/18/2012		0.130%	0.130%	1,000,000	999,411.39	195.00	999,939.44	333.05
148111	313588RY3	109	FNMA D N	8/8/2011	1/18/2012		0.140%	0.140%	827,000	826,475.77	173.67	826,949.92	300.48
148181	313396RZ8	109	FHLMC D N	8/10/2011	1/19/2012		0.090%	0.090%	1,000,000	999,595.00	130.00	999,938.89	213.89
133011	3133XSWM6	109	FHLB - BULLET	1/23/2009	1/23/2012		2.100%	2.100%	3,000,000	3,000,000.00	11,900.00	3,017,812.50	17,812.50
147424	313588SD8	109	FNMA D N	6/27/2011	1/23/2012		0.130%	0.130%	1,748,000	1,746,674.43	605.97	1,747,889.29	608.89
147437	313588SD8	109	FNMA D N	6/28/2011	1/23/2012		0.120%	0.120%	5,000,000	4,996,516.67	1,583.33	4,999,683.33	1,583.33
148224	313396SE4	109	FHLMC D N	8/15/2011	1/24/2012		0.120%	0.120%	1,700,000	1,699,082.00	266.33	1,699,891.39	543.06
147791	313384SF7	109	FHLB D N	7/19/2011	1/25/2012		0.100%	0.100%	1,000,000	999,472.22	205.56	999,935.56	257.78
147832	313384SF7	109	FHLB D N	7/20/2011	1/25/2012		0.095%	0.095%	2,400,000	2,398,803.00	462.33	2,399,845.33	580.00
147912	313384SF7	109	FHLB D N	7/28/2011	1/25/2012		0.220%	0.220%	300,000	299,668.17	119.17	299,980.67	193.33
145339	313396SG9	109	FHLMC D N	1/31/2011	1/26/2012		0.270%	0.271%	1,996,000	1,990,610.80	3,637.71	1,995,870.26	1,621.75
148287	313396SM6	109	FHLMC D N	8/18/2011	1/31/2012		0.116%	0.116%	2,897,000	2,895,450.43	410.73	2,896,803.65	942.49
147457	313588SN6	109	FNMA D N	6/28/2011	2/1/2012		0.140%	0.140%	2,089,000	2,087,228.99	771.77	2,088,857.25	856.49
148126	313588SN6	109	FNMA D N	8/8/2011	2/1/2012		0.130%	0.130%	961,000	960,385.76	187.40	960,934.33	361.17
148110	313396ST1	109	FHLMC D N	8/8/2011	2/6/2012		0.140%	0.140%	924,000	923,346.01	194.04	923,934.29	394.24
147417	313396SU8	109	FHLMC D N	6/27/2011	2/7/2012		0.167%	0.167%	401,000	400,581.46	178.58	400,971.26	211.22
147418	313396SU8	109	FHLMC D N	6/27/2011	2/7/2012		0.130%	0.130%	234,000	233,809.88	81.12	233,983.23	92.23
147717	313396SU8	109	FHLMC D N	7/13/2011	2/7/2012		0.110%	0.110%	145,000	144,907.40	35.44	144,989.61	46.77
148842	313396SU8	109	FHLMC D N	9/23/2011	2/7/2012		0.090%	0.090%	107,000	106,963.35	2.14	106,992.33	26.84
148192	313588SV8	109	FNMA D N	8/11/2011	2/8/2012		0.120%	0.120%	2,677,000	2,675,384.88	455.09	2,676,806.66	966.69
146275	9127953C3	109	TREASURY BILLS	3/30/2011	2/9/2012		0.244%	0.245%	3,900,000	3,891,647.07	4,890.16	3,899,610.00	3,072.77
147834	313384SX8	109	FHLB D N	7/21/2011	2/10/2012		0.120%	0.120%	1,260,000	1,259,143.20	302.40	1,259,907.60	462.00
147432	313384TA7	109	FHLB D N	6/28/2011	2/13/2012		0.130%	0.130%	350,000	349,709.31	120.07	349,973.75	144.37
148813	313384TA7	109	FHLB D N	9/22/2011	2/13/2012		0.070%	0.070%	200,000	199,944.00	3.50	199,985.00	37.50
147443	313588TA3	109	FNMA D N	6/28/2011	2/13/2012		0.120%	0.120%	4,700,000	4,696,396.67	1,488.33	4,699,647.50	1,762.50
148210	313384TC3	109	FHLB D N	8/11/2011	2/15/2012		0.110%	0.110%	2,755,000	2,753,417.41	429.32	2,754,790.31	943.58
148182	313396TC7	109	FHLMC D N	8/10/2011	2/15/2012		0.105%	0.105%	877,000	876,516.55	133.01	876,933.25	283.69
148258	313588TC9	109	FNMA D N	8/17/2011	2/15/2012		0.150%	0.150%	1,000,000	999,241.67	187.50	999,923.89	494.72
148514	313588TD7	109	FNMA D N	9/2/2011	2/16/2012		0.100%	0.100%	150,000	149,930.42	12.08	149,988.50	46.00
147788	313588TE5	109	FNMA D N	7/19/2011	2/17/2012		0.110%	0.110%	3,000,000	2,998,047.50	678.33	2,999,768.33	1,042.50
148906	313588TE5	109	FNMA D N	9/29/2011	2/17/2012		0.080%	0.080%	85,000	84,973.37	0.38	84,993.44	19.69
148841	313396TJ2	109	FHLMC D N	9/23/2011	2/21/2012		0.080%	0.080%	500,000	499,832.22	8.89	499,960.28	119.17
147167	313588TJ4	109	FNMA D N	6/3/2011	2/21/2012		0.160%	0.160%	250,000	249,707.78	133.33	249,980.14	139.03
147808	313588TJ4	109	FNMA D N	7/19/2011	2/21/2012		0.110%	0.110%	2,800,000	2,798,143.44	633.11	2,799,777.56	1,001.01

**MIAMI-DADE COUNTY**  
**REPORT WRITER**  
**AS OF DATE: September 30, 2011**  
**SORTING ORDER: FUND ICC#**

INVSMT NUMBER	CUSIP NUMBER	FUND NUMBER	DESCRIPTION	PURCHASE SET DATE	MATURITY DATE	CALL DATE	INTEREST RATE	YTM TRADING	SCHEDULED PAR VALUE	CURRENT BOOK VALUE	PERIOD-END INTEREST ACCRL	MARKET VALUE	UNREALIZED GAIN/LOSS
148667	313588TJ4	109	FNMA D N	9/12/2011	2/21/2012		0.105%	0.105%	1,000,000	999,527.50	55.42	999,920.56	337.64
148434	313384TK5	109	FHLB D N	8/29/2011	2/22/2012		0.110%	0.110%	2,300,000	2,298,756.08	231.92	2,299,816.00	828.00
148438	313384TK5	109	FHLB D N	8/29/2011	2/22/2012		0.110%	0.110%	1,000,000	999,459.17	100.83	999,920.00	360.00
148388	313588TK1	109	FNMA D N	8/25/2011	2/22/2012		0.110%	0.110%	1,300,000	1,299,281.03	146.97	1,299,896.00	468.00
148625	313396TL7	109	FHLMC D N	9/8/2011	2/23/2012		0.100%	0.100%	1,760,000	1,759,178.67	112.44	1,759,858.22	567.11
148666	313384TM1	109	FHLB D N	9/12/2011	2/24/2012		0.100%	0.100%	1,000,000	999,541.67	52.78	999,918.89	324.44
148433	313396TQ6	109	FHLMC D N	8/29/2011	2/27/2012		0.100%	0.100%	2,334,000	2,332,820.03	213.95	2,333,806.80	772.82
148436	313396TQ6	109	FHLMC D N	8/29/2011	2/27/2012		0.100%	0.100%	1,334,000	1,333,325.59	122.28	1,333,889.57	441.70
148435	313588TS4	109	FNMA D N	8/29/2011	2/29/2012		0.110%	0.110%	2,000,000	1,998,875.56	201.67	1,999,748.33	671.10
148626	313588TS4	109	FNMA D N	9/8/2011	2/29/2012		0.110%	0.110%	1,500,000	1,499,202.50	105.42	1,499,811.25	503.33
146997	313384TT6	109	FHLB D N	5/26/2011	3/1/2012		0.150%	0.150%	500,000	499,416.67	266.67	499,936.67	253.33
147478	313384TT6	109	FHLB D N	6/29/2011	3/1/2012		0.140%	0.140%	1,000,000	999,043.33	365.56	999,873.33	464.44
148261	313384TT6	109	FHLB D N	8/17/2011	3/1/2012		0.150%	0.150%	650,000	649,466.46	121.87	649,917.67	329.34
147440	313588TT2	109	FNMA D N	6/28/2011	3/1/2012		0.160%	0.160%	400,000	399,560.89	168.89	399,949.33	219.55
148226	313384TU3	109	FHLB D N	8/15/2011	3/2/2012		0.140%	0.140%	200,000	199,844.44	36.56	199,974.50	93.50
148512	313384TU3	109	FHLB D N	9/2/2011	3/2/2012		0.100%	0.100%	1,000,000	999,494.44	80.56	999,872.50	297.50
148665	313396TX1	109	FHLMC D N	9/12/2011	3/5/2012		0.110%	0.110%	1,500,000	1,499,197.92	87.08	1,499,805.00	520.00
148668	313588TZ8	109	FNMA D N	9/12/2011	3/7/2012		0.110%	0.110%	1,000,000	999,459.17	58.06	999,868.33	351.10
146274	9127953G4	109	TREASURY BILLS	3/30/2011	3/8/2012		0.268%	0.268%	6,000,000	5,984,663.33	8,247.92	5,998,800.00	5,888.75
148838	313396UE1	109	FHLMC D N	9/23/2011	3/12/2012		0.080%	0.080%	3,000,000	2,998,860.00	53.33	2,999,592.50	679.17
148912	313396UE1	109	FHLMC D N	9/30/2011	3/12/2012		0.090%	0.090%	720,000	719,704.80	1.80	719,902.20	195.60
147164	313396UF8	109	FHLMC D N	6/3/2011	3/13/2012		0.160%	0.160%	1,000,000	998,737.78	533.33	999,863.33	592.22
148178	313396UF8	109	FHLMC D N	8/10/2011	3/13/2012		0.120%	0.120%	1,400,000	1,398,992.00	242.67	1,399,808.67	574.00
148180	313396UF8	109	FHLMC D N	8/10/2011	3/13/2012		0.120%	0.120%	1,200,000	1,199,136.00	208.00	1,199,836.00	492.00
148439	313396UF8	109	FHLMC D N	8/29/2011	3/13/2012		0.130%	0.130%	674,000	673,520.52	80.32	673,907.89	307.05
148509	313396UG6	109	FHLMC D N	9/2/2011	3/14/2012		0.110%	0.110%	2,000,000	1,998,814.44	177.22	1,999,725.00	733.34
148815	313396UG6	109	FHLMC D N	9/22/2011	3/14/2012		0.105%	0.105%	115,000	114,941.64	3.02	114,984.19	39.53
148904	313396UG6	109	FHLMC D N	9/29/2011	3/14/2012		0.080%	0.080%	116,000	115,956.95	0.52	115,984.05	26.58
147431	313384UJ6	109	FHLB D N	6/28/2011	3/16/2012		0.150%	0.150%	550,000	549,399.58	217.71	549,923.46	306.17
148513	313396UJ0	109	FHLMC D N	9/2/2011	3/16/2012		0.110%	0.110%	1,000,000	999,401.11	88.61	999,860.83	371.11
148213	313588UM5	109	FNMA D N	8/12/2011	3/19/2012		0.150%	0.150%	750,000	749,312.50	156.25	749,893.75	425.00
148225	313588UM5	109	FNMA D N	8/15/2011	3/19/2012		0.140%	0.140%	1,250,000	1,248,945.14	228.47	1,249,822.92	649.31
148289	313396UN1	109	FHLMC D N	8/18/2011	3/20/2012		0.140%	0.140%	2,000,000	1,998,327.78	342.22	1,999,715.00	1,045.00
148315	313396UN1	109	FHLMC D N	8/19/2011	3/20/2012		0.150%	0.150%	1,421,000	1,419,732.94	254.60	1,420,797.51	809.97
148292	313396UP6	109	FHLMC D N	8/18/2011	3/21/2012		0.140%	0.140%	1,500,000	1,498,740.00	256.67	1,499,785.00	788.33
148293	313396UQ4	109	FHLMC D N	8/18/2011	3/22/2012		0.140%	0.140%	1,250,000	1,248,945.14	213.89	1,249,819.79	660.76
148772	313312UR9	109	FFCB D N	9/20/2011	3/23/2012		0.105%	0.105%	275,000	274,851.61	8.82	274,960.13	99.70
148911	313384UR8	109	FHLB D N	9/30/2011	3/23/2012		0.090%	0.090%	800,000	799,650.00	2.00	799,884.00	232.00
148290	313396UR2	109	FHLMC D N	8/18/2011	3/23/2012		0.140%	0.140%	1,800,000	1,798,474.00	308.00	1,799,739.00	957.00
148319	313384UU1	109	FHLB D N	8/19/2011	3/26/2012		0.140%	0.140%	369,000	368,684.30	61.71	368,945.57	199.56
148190	313312UV0	109	FFCB D N	8/10/2011	3/27/2012		0.140%	0.140%	599,000	598,464.23	121.13	598,911.15	325.79
148113	313384UW7	109	FHLB D N	8/8/2011	3/28/2012		0.155%	0.155%	220,000	219,779.30	51.15	219,967.18	136.73
148902	313384UW7	109	FHLB D N	9/29/2011	3/28/2012		0.090%	0.090%	264,000	263,880.54	1.32	263,960.62	78.76
148784	3134G2M82	109	FHLMC STEP UP	9/29/2011	3/29/2012		0.750%	0.750%	2,000,000	2,000,000.00	83.33	1,995,625.00	(4,375.00)
148805	3134G2M82	109	FHLMC STEP UP	9/29/2011	3/29/2012		0.750%	0.750%	3,300,000	3,300,000.00	137.50	3,292,781.25	(7,218.75)
148291	313588UY9	109	FNMA D N	8/18/2011	3/30/2012		0.130%	0.130%	1,550,000	1,548,740.63	246.28	1,549,688.28	701.37
147435	313588VB8	109	FNMA D N	6/28/2011	4/2/2012		0.150%	0.150%	6,600,000	6,592,327.50	2,612.50	6,598,650.67	3,710.67
147475	313588VB8	109	FNMA D N	6/29/2011	4/2/2012		0.160%	0.160%	1,400,000	1,398,270.22	584.89	1,399,713.78	858.67
147162	9127953H2	109	TREASURY BILLS	6/3/2011	4/5/2012		0.129%	0.129%	1,500,000	1,498,349.88	645.00	1,499,550.00	555.12
148510	313396VJ9	109	FHLMC D N	9/2/2011	4/9/2012		0.125%	0.125%	2,000,000	1,998,472.22	201.39	1,999,575.56	901.95
147721	313384VL0	109	FHLB D N	7/13/2011	4/11/2012		0.150%	0.150%	1,000,000	998,862.50	333.33	999,785.56	589.73
148321	313384VL0	109	FHLB D N	8/19/2011	4/11/2012		0.151%	0.151%	200,000	199,802.02	36.07	199,957.11	119.02
147434	313588VR3	109	FNMA D N	6/28/2011	4/16/2012		0.150%	0.150%	5,000,000	4,993,895.83	1,979.17	4,998,900.00	3,025.00
147436	313588VR3	109	FNMA D N	6/28/2011	4/16/2012		0.150%	0.150%	20,000,000	19,975,583.33	7,916.67	19,995,600.00	12,100.00
147484	313396VS9	109	FHLMC D N	6/30/2011	4/17/2012		0.180%	0.180%	225,000	224,671.50	104.63	224,950.25	174.12
148288	313312VT4	109	FFCB D N	8/18/2011	4/18/2012		0.150%	0.150%	2,565,000	2,562,392.25	470.25	2,564,430.00	1,567.50

**MIAMI-DADE COUNTY**  
**REPORT WRITER**  
**AS OF DATE: September 30, 2011**  
**SORTING ORDER: FUND ICC#**

INVSMT NUMBER	CUSIP NUMBER	FUND NUMBER	DESCRIPTION	PURCHASE SET DATE	MATURITY DATE	CALL DATE	INTEREST RATE	YTM TRADING	SCHEDULED PAR VALUE	CURRENT BOOK VALUE	PERIOD-END INTEREST ACCRL	MARKET VALUE	UNREALIZED GAIN/LOSS
148308	313312VT4	109	FFCB D N	8/19/2011	4/18/2012		0.150%	0.150%	3,000,000	2,996,962.50	537.50	2,999,333.33	1,833.33
146457	3136FRGQ0	109	FNMA STEP UP	4/18/2011	4/18/2012		1.000%	1.000%	1,500,000	1,500,000.00	6,791.67	1,504,218.75	4,218.75
148839	313588VU6	109	FNMA D N	9/23/2011	4/19/2012		0.090%	0.090%	2,350,000	2,348,772.13	47.00	2,349,475.17	656.04
140555	31331JLK7	109	FFCB - BULLET	4/20/2010	4/20/2012		1.125%	1.155%	5,000,000	4,998,502.05	25,156.25	5,023,437.50	24,935.45
148345	313396VZ3	109	FHLMC D N	8/23/2011	4/24/2012		0.160%	0.160%	1,375,000	1,373,502.78	238.33	1,374,685.28	944.17
148411	313396VZ3	109	FHLMC D N	8/26/2011	4/24/2012		0.140%	0.140%	3,000,000	2,997,176.67	420.00	2,999,313.33	1,716.66
148915	313396VZ3	109	FHLMC D N	9/30/2011	4/24/2012		0.095%	0.095%	238,000	237,869.99	0.63	237,945.52	74.90
134597	3133XTL87	109	FHLB - BULLET	4/27/2009	4/27/2012		1.850%	1.867%	4,170,000	4,169,305.63	33,000.92	4,207,790.63	38,485.00
147708	313374RX0	109	FHLB STEP UP	7/27/2011	4/27/2012	10/27/2011	1.000%	1.000%	2,000,000	2,000,000.00	3,555.56	2,000,625.00	625.00
147709	313374RX0	109	FHLB STEP UP	7/27/2011	4/27/2012	10/27/2011	1.000%	1.000%	3,000,000	3,000,000.00	5,333.33	3,000,937.50	937.50
147166	313384WG0	109	FHLB D N	6/3/2011	5/1/2012		0.150%	0.150%	1,000,000	998,612.50	500.00	999,763.33	650.83
147481	313384WG0	109	FHLB D N	6/30/2011	5/1/2012		0.130%	0.130%	1,400,000	1,398,453.00	470.17	1,399,668.67	745.50
147833	313588WG6	109	FNMA D N	7/21/2011	5/1/2012		0.170%	0.170%	1,200,000	1,198,385.00	408.00	1,199,716.00	923.00
147967	313588WH4	109	FNMA D N	8/1/2011	5/2/2012		0.252%	0.252%	150,000	149,711.25	64.05	149,964.33	189.03
148259	313588WH4	109	FNMA D N	8/17/2011	5/2/2012		0.160%	0.160%	750,000	749,136.67	150.00	749,821.67	535.00
134815	31331GVL0	109	FFCB - BULLET	5/7/2009	5/7/2012		1.875%	1.875%	5,000,000	5,000,000.00	37,500.00	5,048,437.50	48,437.50
147486	313396WN9	109	FHLMC D N	6/30/2011	5/7/2012		0.160%	0.160%	301,000	300,582.61	124.41	300,926.76	219.74
148314	313396WN9	109	FHLMC D N	8/19/2011	5/7/2012		0.170%	0.170%	1,500,000	1,498,144.17	304.58	1,499,635.00	1,186.25
148260	313312WQ9	109	FFCB D N	8/17/2011	5/9/2012		0.170%	0.170%	750,000	749,057.92	159.37	749,815.83	598.54
147000	313384WQ8	109	FHLB D N	5/27/2011	5/9/2012		0.190%	0.190%	2,909,000	2,903,657.14	1,949.84	2,908,285.68	2,678.70
148313	313384WQ8	109	FHLB D N	8/19/2011	5/9/2012		0.170%	0.170%	1,565,000	1,563,048.97	317.78	1,564,615.71	1,248.96
147230	3136FPSX6	109	FNMA STEP UP	6/9/2011	5/9/2012	11/9/2011	1.000%	1.000%	2,000,000	2,001,666.67	7,888.89	2,001,875.00	1,875.00
147264	3136FPSX6	109	FNMA STEP UP	6/14/2011	5/9/2012	11/9/2011	1.000%	1.028%	3,000,000	3,002,166.67	11,833.34	3,002,812.50	3,562.50
147425	3136FPSX6	109	FNMA STEP UP	6/27/2011	5/9/2012	11/9/2011	1.000%	1.000%	5,000,000	5,006,666.67	19,722.23	5,004,687.50	4,687.50
147459	3136FPSX6	109	FNMA STEP UP	6/28/2011	5/9/2012	11/9/2011	1.000%	1.000%	2,990,000	2,994,069.72	11,793.89	2,992,803.13	2,803.13
147485	313588WV3	109	FNMA D N	6/30/2011	5/14/2012		0.181%	0.181%	1,200,000	1,198,080.95	559.47	1,199,698.67	1,058.25
148807	313588WV3	109	FNMA D N	9/22/2011	5/14/2012		0.110%	0.110%	3,300,000	3,297,630.42	90.75	3,299,171.33	1,450.16
148771	313312WW6	109	FFCB D N	9/20/2011	5/15/2012		0.125%	0.125%	350,000	349,710.76	13.37	349,911.72	187.59
148840	313312WW6	109	FFCB D N	9/23/2011	5/15/2012		0.120%	0.120%	1,075,000	1,074,157.92	28.67	1,074,728.86	542.27
148432	313384WX3	109	FHLB D N	8/29/2011	5/16/2012		0.150%	0.150%	2,800,000	2,796,955.00	385.00	2,799,290.67	1,950.67
148309	313396WZ2	109	FHLMC D N	8/19/2011	5/18/2012		0.160%	0.160%	2,365,000	2,362,130.47	451.98	2,364,395.61	1,813.16
148410	313396WZ2	109	FHLMC D N	8/25/2011	5/18/2012		0.170%	0.170%	1,145,000	1,143,556.35	200.06	1,144,707.39	950.98
148810	313396WZ2	109	FHLMC D N	9/22/2011	5/18/2012		0.120%	0.120%	1,000,000	999,203.33	30.00	999,744.44	511.11
135098	3136FHQY4	109	FNMA - BULLET	5/21/2009	5/21/2012		2.000%	2.000%	3,225,000	3,225,000.00	23,291.67	3,260,273.44	35,273.44
147040	313396XL2	109	FHLMC D N	5/31/2011	5/29/2012		0.200%	0.200%	2,426,000	2,421,094.09	1,657.77	2,424,863.15	2,111.29
148809	313396XL2	109	FHLMC D N	9/22/2011	5/29/2012		0.110%	0.110%	1,000,000	999,236.11	27.50	999,531.39	267.78
148811	313396XL2	109	FHLMC D N	9/22/2011	5/29/2012		0.120%	0.120%	1,000,000	999,166.67	30.00	999,531.39	334.72
148826	313396XL2	109	FHLMC D N	9/22/2011	5/29/2012		0.120%	0.120%	1,500,000	1,498,750.01	45.00	1,499,297.08	502.07
147809	313588XL4	109	FNMA D N	7/20/2011	5/29/2012		0.180%	0.180%	3,940,000	3,933,814.20	1,438.10	3,938,153.67	2,901.37
147136	313396XM0	109	FHLMC D N	6/2/2011	5/30/2012		0.200%	0.200%	5,000,000	4,989,916.67	3,361.11	4,997,647.22	4,369.44
147483	313312XN5	109	FFCB D N	6/30/2011	5/31/2012		0.190%	0.190%	950,000	948,315.33	466.29	949,551.13	769.51
147140	31331KML1	109	FFCB - BULLET	6/2/2011	6/1/2012		0.210%	0.210%	8,000,000	8,000,046.67	5,600.00	7,997,500.00	(2,500.00)
148814	313384XS3	109	FHLB D N	9/22/2011	6/4/2012		0.135%	0.135%	150,000	149,856.00	5.06	149,927.96	66.90
147474	313396XT5	109	FHLMC D N	6/29/2011	6/5/2012		0.200%	0.200%	3,000,000	2,994,300.00	1,566.67	2,998,553.33	2,686.66
147489	313396XT5	109	FHLMC D N	6/30/2011	6/5/2012		0.200%	0.200%	5,000,000	4,990,527.78	2,583.33	4,997,588.89	4,477.78
147790	313384XU8	109	FHLB D N	7/19/2011	6/6/2012		0.180%	0.180%	2,000,000	1,996,770.00	740.00	1,999,031.67	1,521.67
147482	313588XZ3	109	FNMA D N	6/30/2011	6/11/2012		0.200%	0.200%	3,001,000	2,995,214.74	1,550.52	2,999,517.84	2,752.58
147488	313588YC3	109	FNMA D N	6/30/2011	6/14/2012		0.200%	0.200%	4,300,000	4,291,638.89	2,221.67	4,297,851.19	3,990.63
148812	313384YK9	109	FHLB D N	9/22/2011	6/21/2012		0.140%	0.140%	500,000	499,469.17	17.50	499,743.33	256.66
140551	31398AP71	109	FNMA - BULLET	4/19/2010	6/22/2012		1.250%	1.299%	5,000,000	4,997,603.40	17,187.50	5,034,375.00	36,771.60
147715	313396YQ0	109	FHLMC D N	7/13/2011	6/26/2012		0.200%	0.200%	100,000	99,806.11	44.44	99,947.69	97.14
148246	313396YQ0	109	FHLMC D N	8/16/2011	6/26/2012		0.190%	0.190%	1,370,000	1,367,722.38	332.60	1,369,283.41	1,228.43
147300	313374FF2	109	FHLB - BULLET	6/27/2011	6/27/2012		0.250%	0.250%	2,000,000	2,000,000.00	1,305.56	2,000,000.00	0.00
147495	313374JP6	109	FHLB - BULLET	6/30/2011	6/29/2012		0.250%	0.264%	5,000,000	4,999,300.00	3,159.72	4,998,437.50	(862.50)
147876	313384YT0	109	FHLB D N	7/26/2011	6/29/2012		0.190%	0.190%	104,000	103,813.93	36.77	103,967.50	116.80
148627	313588YW9	109	FNMA D N	9/8/2011	7/2/2012		0.170%	0.170%	1,500,000	1,497,889.17	162.92	1,499,062.50	1,010.41

**MIAMI-DADE COUNTY**  
**REPORT WRITER**  
**AS OF DATE: September 30, 2011**  
**SORTING ORDER: FUND ICC#**

INVSMT NUMBER	CUSIP NUMBER	FUND NUMBER	DESCRIPTION	PURCHASE SET DATE	MATURITY DATE	CALL DATE	INTEREST RATE	YTM TRADING	SCHEDULED PAR VALUE	CURRENT BOOK VALUE	PERIOD-END INTEREST ACCRL	MARKET VALUE	UNREALIZED GAIN/LOSS
148769	313312YX2	109	FFCB D N	9/20/2011	7/3/2012		0.155%	0.155%	900,000	898,887.88	42.62	899,437.50	507.00
140484	3133XXTU1	109	FHLB - BULLET	4/14/2010	7/12/2012		1.260%	1.280%	3,760,000	3,759,263.59	10,396.40	3,788,200.00	28,936.41
147882	3136FRWP4	109	FNMA STEP UP	7/26/2011	7/13/2012	1/13/2012	1.250%	1.407%	1,400,000	1,398,531.94	3,791.66	1,403,500.00	5,600.00
148318	313588ZL2	109	FNMA D N	8/19/2011	7/16/2012		0.175%	0.175%	500,000	499,193.06	104.51	499,687.50	389.93
148900	313384ZN2	109	FHLB D N	9/29/2011	7/18/2012		0.140%	0.140%	1,000,000	998,860.56	7.78	999,375.00	506.66
148437	313384ZQ5	109	FHLB D N	8/29/2011	7/20/2012		0.170%	0.170%	1,100,000	1,098,306.61	171.42	1,099,312.50	834.47
148913	313384ZV4	109	FHLB D N	9/30/2011	7/25/2012		0.140%	0.140%	300,000	299,651.17	1.17	299,812.50	160.16
147884	313374Q86	109	FHLB STEP UP	7/27/2011	7/27/2012	10/27/2011	1.250%	1.250%	1,000,000	1,000,000.00	2,222.22	1,000,625.00	625.00
147706	3134G2RH7	109	FHLMC STEP UP	7/27/2011	7/27/2012	10/27/2011	1.050%	1.050%	5,000,000	5,000,000.00	9,333.33	5,001,562.50	1,562.50
147896	3136FRC50	109	FNMA STEP UP	7/27/2011	7/27/2012		1.000%	1.202%	1,566,000	1,562,868.00	2,784.00	1,569,915.00	7,047.00
148816	313384A66	109	FHLB D N	9/22/2011	8/3/2012		0.170%	0.170%	100,000	99,850.78	4.25	99,906.25	51.22
148257	313396A94	109	FHLMC D N	8/17/2011	8/6/2012		0.200%	0.200%	1,159,000	1,156,714.19	289.75	1,157,913.44	909.50
136702	31398AYM8	109	FNMA - BULLET	8/28/2009	8/10/2012		1.750%	1.815%	4,000,000	3,997,480.89	9,916.67	4,050,000.00	52,519.11
148416	313384C98	109	FHLB D N	8/26/2011	8/22/2012		0.200%	0.200%	194,000	193,609.84	38.80	193,818.13	169.49
148383	3136FRZ97	109	FNMA STEP UP	8/29/2011	8/24/2012		1.000%	1.000%	2,000,000	2,000,000.00	1,777.78	2,005,625.00	5,625.00
148910	313312D64	109	FFCB D N	9/30/2011	8/27/2012		0.170%	0.170%	830,000	828,698.74	3.92	829,221.88	519.22
148914	313312D64	109	FFCB D N	9/30/2011	8/27/2012		0.130%	0.130%	276,000	275,669.11	1.00	275,741.25	71.14
140514	3133XYZJ3	109	FHLB - BULLET	4/16/2010	8/27/2012		1.300%	1.300%	5,000,000	5,000,000.00	6,138.89	5,048,437.50	48,437.50
141780	3133XYUR4	109	FHLB - BULLET	6/30/2010	8/30/2012		1.050%	1.050%	2,000,000	2,000,000.00	5,308.33	2,013,750.00	13,750.00
148638	313375MA2	109	FHLB STEP UP	9/22/2011	9/22/2012	12/22/2011	1.000%	1.000%	3,000,000	3,000,000.00	750.00	2,990,625.00	(9,375.00)
143128	31331JN25	109	FFCB - BULLET	9/28/2010	9/28/2012		0.550%	0.550%	6,000,000	6,000,000.00	275.00	6,015,000.00	15,000.00
147895	3136FPQC4	109	FNMA STEP UP	7/27/2011	10/15/2012	10/15/2011	1.250%	1.250%	1,000,000	1,003,541.67	5,763.89	1,000,312.50	312.50
140703	3133XY5B7	109	FHLB - BULLET	4/29/2010	10/29/2012		1.450%	1.460%	8,000,000	7,998,800.88	48,977.78	8,097,500.00	98,699.12
146341	31398A4T6	109	FNMA - BULLET	4/1/2011	10/30/2012		0.500%	0.659%	1,000,000	997,629.76	2,097.22	1,002,812.50	5,182.74
146168	3134G1WT7	109	FHLMC - BULLET	3/24/2011	11/26/2012		0.515%	0.590%	3,500,000	3,496,081.77	6,258.68	3,507,656.25	11,574.48
147046	31331KMM9	109	FFCB - BULLET	6/3/2011	12/3/2012		0.350%	0.350%	3,000,000	3,000,000.00	3,441.67	3,000,937.50	937.50
139776	3137EACG2	109	FHLMC - BULLET	3/4/2010	1/9/2013		1.375%	1.461%	2,000,000	1,997,471.02	6,263.89	2,026,250.00	28,778.98
147707	313374RL6	109	FHLB STEP UP	7/27/2011	1/27/2013	10/27/2011	1.500%	1.500%	4,000,000	4,000,000.00	10,666.67	4,002,500.00	2,500.00
147883	313374W97	109	FHLB STEP UP	7/27/2011	1/27/2013	10/27/2011	1.000%	1.034%	2,250,000	2,248,875.00	4,000.00	2,250,703.13	1,828.13
145184	31331KAE0	109	FFCB - BULLET	1/21/2011	2/19/2013		0.750%	0.750%	3,400,000	3,400,000.00	2,975.00	3,417,000.00	17,000.00
134044	31331GRG6	109	FFCB - BULLET	3/26/2009	3/26/2013		2.500%	2.511%	10,000,000	9,998,505.13	3,472.22	10,309,375.00	310,869.87
134872	31331GVD8	109	FFCB - BULLET	5/8/2009	4/8/2013		2.200%	2.251%	5,000,000	4,995,153.74	52,861.11	5,134,375.00	139,221.26
143533	313371DG8	109	FHLB STEP UP	10/28/2010	4/28/2013	10/28/2011	1.000%	1.000%	2,000,000	2,000,000.00	8,500.00	2,001,250.00	1,250.00
140486	31398AJ94	109	FNMA - BULLET	4/15/2010	5/7/2013		1.750%	1.780%	5,000,000	4,997,094.37	35,000.00	5,103,125.00	106,030.63
147201	3133745V8	109	FHLB - BULLET	6/21/2011	6/21/2013		0.500%	0.500%	2,000,000	2,000,000.00	2,777.78	2,003,750.00	3,750.00
148253	3136FRR88	109	FNMA STEP UP	8/22/2011	8/22/2013	2/22/2012	1.000%	1.000%	6,000,000	6,000,000.00	6,500.00	5,981,250.00	(18,750.00)
148500	3134G2ZB1	109	FHLMC C I	9/6/2011	9/6/2013	3/6/2012	0.500%	0.513%	2,000,000	1,999,500.00	694.44	1,996,875.00	(2,625.00)
148254	3134G2ZJ4	109	FHLMC STEP UP	9/6/2011	9/6/2013	12/6/2011	1.000%	1.013%	5,000,000	4,998,750.00	3,472.22	4,990,625.00	(8,125.00)
143132	313370TH1	109	FHLB C I	9/22/2010	9/9/2013	12/9/2011	1.000%	1.000%	2,000,000	2,000,000.00	1,222.22	2,002,500.00	2,500.00
143221	313370TH1	109	FHLB C I	9/27/2010	9/9/2013	12/9/2011	1.000%	1.000%	4,190,000	4,190,000.00	2,560.56	4,195,237.50	5,237.50
148862	31331KZS2	109	FFCB C I	9/26/2011	9/26/2013	9/26/2012	0.400%	0.400%	2,500,000	2,500,000.00	138.89	2,492,968.75	(7,031.25)
148738	3135G0DN0	109	FNMA C I	9/26/2011	9/26/2013	3/26/2012	0.500%	0.500%	2,500,000	2,500,000.00	173.61	2,490,625.00	(9,375.00)
148783	3134G2N32	109	FHLMC STEP UP	9/28/2011	9/28/2013	3/28/2012	1.000%	1.025%	3,100,000	3,098,450.00	258.33	3,084,500.00	(13,950.00)
148870	3136FR6H1	109	FNMA STEP UP	9/28/2011	9/28/2013	9/28/2012	1.000%	1.051%	2,500,000	2,497,500.00	208.33	2,482,031.25	(15,468.75)
143127	3136FPMZ7	109	FNMA C I	10/7/2010	10/7/2013	10/7/2011	1.050%	1.050%	3,000,000	3,000,000.00	15,225.00	3,000,000.00	0.00
143811	31331JV67	109	FFCB C I	10/26/2010	10/25/2013	10/25/2011	0.840%	0.840%	7,000,000	7,000,000.00	25,480.00	7,002,187.50	2,187.50
144190	31331JY64	109	FFCB - BULLET	11/17/2010	11/4/2013		0.700%	0.854%	2,000,000	1,992,404.43	5,716.67	2,010,000.00	17,595.57
147344	31331KPD6	109	FFCB - BULLET	6/20/2011	11/20/2013		0.625%	0.625%	1,500,000	1,500,000.00	2,630.21	1,504,687.50	4,687.50
143476	3136FPQV2	109	FNMA C I	10/28/2010	1/28/2014	10/28/2011	1.000%	1.000%	3,000,000	3,000,000.00	5,250.00	3,000,937.50	937.50
139792	31331JGC1	109	FFCB - BULLET	3/5/2010	3/5/2014		2.125%	2.134%	5,000,000	4,998,908.79	7,673.61	5,184,375.00	185,466.21
140005	31331JGC1	109	FFCB - BULLET	3/11/2010	3/5/2014		2.125%	2.257%	3,000,000	2,990,608.25	4,604.17	3,110,625.00	120,016.75
148837	3135G0CP6	109	FNMA C I	9/23/2011	3/6/2014	3/6/2012	0.600%	0.600%	4,000,000	4,001,133.33	1,666.66	3,987,500.00	(12,500.00)
147159	313373ZB1	109	FHLB C I	6/13/2011	3/13/2014	6/13/2012	1.000%	1.000%	1,775,000	1,775,000.00	887.50	1,782,210.94	7,210.94
148852	3134G2D66	109	FHLMC C I	9/26/2011	3/14/2014	3/14/2012	0.625%	0.637%	3,075,000	3,074,718.13	907.56	3,068,273.44	(5,804.06)
146360	31331KGN4	109	FFCB - BULLET	4/7/2011	4/7/2014		1.400%	1.426%	3,000,000	2,997,750.00	20,300.00	3,062,812.50	65,062.50
143657	3136FPSH1	109	FNMA C I	10/25/2010	4/25/2014	10/25/2011	1.000%	1.000%	4,100,000	4,100,000.00	17,766.67	4,101,281.25	1,281.25

**MIAMI-DADE COUNTY  
REPORT WRITER  
AS OF DATE: September 30, 2011  
SORTING ORDER: FUND ICC#**

INVSMT NUMBER	CUSIP NUMBER	FUND NUMBER	DESCRIPTION	PURCHASE SET DATE	MATURITY DATE	CALL DATE	INTEREST RATE	YTM TRADING	SCHEDULED PAR VALUE	CURRENT BOOK VALUE	PERIOD-END INTEREST ACCRL	MARKET VALUE	UNREALIZED GAIN/LOSS
143802	3136FPSH1	109	FNMA C I	10/25/2010	4/25/2014	10/25/2011	1.000%	1.000%	5,000,000	5,000,000.00	21,666.67	5,001,562.50	1,562.50
147249	31331KNT3	109	FFCB C I	6/13/2011	6/13/2014	12/13/2011	1.080%	1.080%	2,000,000	2,000,000.00	6,480.00	2,002,500.00	2,500.00
148739	3134G2H39	109	FHLMC C I	9/29/2011	9/29/2014	3/29/2012	0.800%	0.800%	2,000,000	2,000,000.00	88.89	1,994,375.00	(5,625.00)
140013	3133XWX95	109	FHLB - BULLET	3/12/2010	3/13/2015		2.750%	2.754%	9,995,000	9,993,254.84	13,743.13	10,650,921.88	657,667.04
140014	3133XWX95	109	FHLB - BULLET	3/12/2010	3/13/2015		2.750%	2.750%	10,000,000	10,000,000.00	13,750.00	10,656,250.00	656,250.00
148806	3135G0DM2	109	FNMA C I	9/26/2011	3/26/2015	9/26/2012	0.850%	0.850%	2,500,000	2,500,000.00	295.14	2,486,718.75	(13,281.25)
148306	3136FRS87	109	FNMA C I	8/24/2011	8/24/2016	8/24/2012	1.375%	1.375%	4,000,000	4,000,000.00	5,652.78	3,992,500.00	(7,500.00)
148808	31331KZV5	109	FFCB C I	9/29/2011	9/29/2016	12/29/2011	1.390%	1.390%	2,733,000	2,733,000.00	211.05	2,701,399.69	(31,600.31)
		<b>109 Total</b>							<b>811,911,042</b>	<b>811,367,887.58</b>	<b>1,133,076.98</b>	<b>814,494,691.51</b>	<b>2,884,022.37</b>
147814	313588RR8	154	FNMA D N	7/20/2011	1/1/2012		0.095%	0.095%	7,244,000	7,240,654.68	1,395.48	7,243,589.51	1,539.35
		<b>154 Total</b>							<b>7,244,000</b>	<b>7,240,654.68</b>	<b>1,395.48</b>	<b>7,243,589.51</b>	<b>1,539.35</b>
148918	WACHOVIA8	300	WACHOVIA INT BEARIN	9/1/2011	10/1/2011		0.020%	0.020%	100,101	100,100.83	1.64	100,100.83	0.00
148669	313384NF2	300	FHLB D N	9/12/2011	10/21/2011		0.015%	0.015%	1,945,000	1,944,968.39	15.40	1,944,978.39	(5.40)
148773	313396NJ8	300	FHLMC D N	9/20/2011	10/24/2011		0.010%	0.010%	1,500,000	1,499,985.83	4.58	1,499,980.83	(9.58)
143914	31398A5B4	300	FNMA C I	11/1/2010	11/1/2012	11/1/2011	0.550%	0.550%	1,000,000	1,000,000.00	2,291.67	1,000,312.50	312.50
		<b>300 Total</b>							<b>4,545,101</b>	<b>4,545,055.05</b>	<b>2,313.29</b>	<b>4,545,372.55</b>	<b>297.52</b>
148917	WACHOVIA8	411	WACHOVIA INT BEARIN	9/1/2011	10/1/2011		0.020%	0.020%	100,230	100,229.60	1.64	100,229.60	0.00
143474	313396MM2	411	FHLMC D N	10/6/2010	10/3/2011		0.260%	0.261%	30,000,000	29,921,566.67	78,000.00	29,999,966.67	400.00
143724	313384MR7	411	FHLB D N	10/19/2010	10/7/2011		0.250%	0.251%	5,000,000	4,987,743.06	12,048.61	4,999,983.33	191.66
143723	313384MW6	411	FHLB D N	10/19/2010	10/12/2011		0.250%	0.251%	4,500,000	4,488,812.50	10,843.75	4,499,972.50	316.25
148618	313396NB5	411	FHLMC D N	9/7/2011	10/17/2011		0.020%	0.020%	1,463,000	1,462,967.49	19.51	1,462,987.00	0.00
148466	313384NF2	411	FHLB D N	8/31/2011	10/21/2011		0.010%	0.010%	881,000	880,987.52	7.59	880,990.21	(4.90)
148759	313384NL9	411	FHLB D N	9/19/2011	10/26/2011		0.010%	0.010%	1,350,000	1,349,986.13	4.50	1,349,981.25	(9.38)
143781	313371HG4	411	FHLB - BULLET	10/27/2010	10/27/2011		0.300%	0.300%	10,000,000	10,000,000.00	12,833.33	10,000,000.00	0.00
148362	313588NS0	411	FNMA D N	8/24/2011	11/1/2011		0.040%	0.040%	650,000	649,950.17	27.44	649,988.81	11.20
148451	313588NT8	411	FNMA D N	8/30/2011	11/2/2011		0.025%	0.025%	1,545,000	1,544,931.33	34.34	1,544,972.53	6.86
148361	313396NV1	411	FHLMC D N	8/24/2011	11/4/2011		0.045%	0.045%	725,000	724,934.75	34.44	724,986.31	17.12
148418	313396NY5	411	FHLMC D N	8/26/2011	11/7/2011		0.030%	0.030%	750,000	749,954.38	22.50	749,984.58	7.70
144320	313312NZ9	411	FFCB D N	11/24/2010	11/8/2011		0.260%	0.261%	6,000,000	5,984,876.67	13,476.66	5,999,873.33	1,520.00
148391	313384PG8	411	FHLB D N	8/25/2011	11/15/2011		0.030%	0.030%	875,000	874,940.21	26.98	874,978.13	10.94
148452	313384PH6	411	FHLB D N	8/30/2011	11/16/2011		0.020%	0.020%	3,000,000	2,999,870.00	53.33	2,999,923.33	0.00
148453	313384PH6	411	FHLB D N	8/30/2011	11/16/2011		0.020%	0.020%	3,200,000	3,199,861.33	56.89	3,199,918.22	0.00
148365	313588PP4	411	FNMA D N	8/24/2011	11/22/2011		0.045%	0.045%	500,000	499,943.75	23.75	499,985.56	18.06
144191	313371P26	411	FHLB C I	11/23/2010	11/23/2011	11/23/2011	0.300%	0.320%	10,000,000	9,998,997.26	10,666.67	10,003,125.00	4,127.74
148442	313588PQ2	411	FNMA D N	8/29/2011	11/23/2011		0.050%	0.050%	250,000	249,970.14	11.46	249,992.64	11.04
148364	313396PV9	411	FHLMC D N	8/24/2011	11/28/2011		0.045%	0.045%	550,000	549,934.00	26.13	549,982.28	22.15
148390	313396PV9	411	FHLMC D N	8/25/2011	11/28/2011		0.040%	0.040%	824,000	823,913.02	33.88	823,973.45	26.55
148363	313588PV1	411	FNMA D N	8/24/2011	11/28/2011		0.070%	0.070%	600,000	599,888.00	44.33	599,980.67	48.34
144274	313371TY2	411	FHLB - BULLET	11/29/2010	11/29/2011		0.300%	0.300%	3,000,000	3,000,000.00	3,050.00	3,000,937.50	937.50
148366	313396PY3	411	FHLMC D N	8/24/2011	12/1/2011		0.060%	0.060%	240,000	239,960.40	15.20	239,991.87	16.27
148441	313588PY5	411	FNMA D N	8/29/2011	12/1/2011		0.070%	0.070%	395,000	394,927.80	25.35	394,986.61	33.46
144465	313371YZ3	411	FHLB - BULLET	12/2/2010	12/2/2011		0.350%	0.350%	3,125,000	3,125,000.00	3,615.45	3,125,976.56	976.56
148358	313588QE8	411	FNMA D N	8/23/2011	12/7/2011		0.080%	0.080%	332,000	331,921.80	28.77	331,987.64	37.07
148360	313588QE8	411	FNMA D N	8/24/2011	12/7/2011		0.050%	0.050%	4,800,000	4,799,300.00	253.33	4,799,821.33	268.00
148454	313588QE8	411	FNMA D N	8/30/2011	12/7/2011		0.030%	0.030%	2,500,000	2,499,793.75	66.67	2,499,906.94	46.52
148455	313588QE8	411	FNMA D N	8/30/2011	12/7/2011		0.030%	0.030%	2,982,000	2,981,753.99	79.52	2,981,889.00	55.49
148359	313588QK4	411	FNMA D N	8/25/2011	12/12/2011		0.050%	0.050%	5,000,000	4,999,243.06	256.94	4,999,800.00	300.00
148397	313588QK4	411	FNMA D N	8/25/2011	12/12/2011		0.080%	0.080%	1,700,000	1,699,588.22	139.78	1,699,932.00	204.00
148748	313384QP7	411	FHLB D N	9/16/2011	12/16/2011		0.050%	0.050%	690,000	689,912.79	14.38	689,970.87	43.70
148389	313588QS7	411	FNMA D N	8/25/2011	12/19/2011		0.040%	0.040%	1,200,000	1,199,845.33	49.33	1,199,947.33	52.67
148456	313588QS7	411	FNMA D N	8/30/2011	12/19/2011		0.040%	0.040%	1,100,000	1,099,864.33	39.11	1,099,951.72	48.28
146071	3133732G6	411	FHLB - BULLET	3/21/2011	12/21/2011		0.190%	0.210%	10,000,000	9,999,509.09	527.78	10,003,125.00	3,615.91
148417	313396QU0	411	FHLMC D N	8/26/2011	12/21/2011		0.050%	0.050%	4,200,000	4,199,317.50	210.00	4,199,811.00	283.50
148457	313396QU0	411	FHLMC D N	8/30/2011	12/21/2011		0.030%	0.030%	3,393,000	3,392,680.49	90.48	3,392,847.32	76.35
144786	313312QW3	411	FFCB D N	12/23/2010	12/23/2011		0.330%	0.331%	5,000,000	4,983,270.83	12,925.00	4,999,769.44	3,573.61
138856	912828ML1	411	TREASURY NOTES	12/31/2009	12/31/2011		1.000%	1.135%	5,000,000	4,996,670.59	12,635.87	5,011,500.00	14,829.41

**MIAMI-DADE COUNTY**  
**REPORT WRITER**  
**AS OF DATE: September 30, 2011**  
**SORTING ORDER: FUND ICC#**

INVSMT NUMBER	CUSIP NUMBER	FUND NUMBER	DESCRIPTION	PURCHASE SET DATE	MATURITY DATE	CALL DATE	INTEREST RATE	YTM TRADING	SCHEDULED PAR VALUE	CURRENT BOOK VALUE	PERIOD-END INTEREST ACCRL	MARKET VALUE	UNREALIZED GAIN/LOSS
148440	313396RP0	411	FHLMC D N	8/29/2011	1/9/2012		0.060%	0.060%	5,000,000	4,998,891.67	275.00	4,999,722.22	555.55
148458	313396RP0	411	FHLMC D N	8/30/2011	1/9/2012		0.060%	0.060%	3,000,000	2,999,340.00	160.00	2,999,833.33	333.33
148419	313396RQ8	411	FHLMC D N	8/26/2011	1/10/2012		0.070%	0.070%	550,000	549,853.49	38.50	549,969.14	77.15
133230	31331GKY4	411	FFCB - BULLET	2/5/2009	1/17/2012		2.000%	2.220%	5,000,000	4,994,681.72	20,555.56	5,028,125.00	33,443.28
148459	313384RY7	411	FHLB D N	8/30/2011	1/18/2012		0.070%	0.070%	1,101,000	1,100,698.14	68.51	1,100,933.33	166.68
148749	313384RY7	411	FHLB D N	9/16/2011	1/18/2012		0.060%	0.060%	530,000	529,890.47	13.25	529,967.91	64.19
133012	3133XSWM6	411	FHLB - BULLET	1/23/2009	1/23/2012		2.100%	2.100%	5,000,000	5,000,000.00	19,833.33	5,029,687.50	29,687.50
148768	313396SD6	411	FHLMC D N	9/19/2011	1/23/2012		0.070%	0.070%	300,000	299,926.50	7.00	299,981.00	47.50
148747	313384SF7	411	FHLB D N	9/16/2011	1/25/2012		0.070%	0.070%	1,300,000	1,299,668.86	37.92	1,299,916.22	209.44
148746	313384TC3	411	FHLB D N	9/16/2011	2/15/2012		0.085%	0.085%	1,500,000	1,499,461.67	53.12	1,499,885.83	371.04
148381	3134G2VR0	411	FHLMC STEP UP	8/25/2011	2/25/2012	11/25/2011	0.500%	0.500%	2,800,000	2,800,000.00	1,400.00	2,800,000.00	0.00
148385	3136FRW25	411	FNMA STEP UP	9/8/2011	3/8/2012		0.500%	0.600%	3,500,000	3,498,250.00	1,118.06	3,503,281.25	5,031.25
140516	31331JKR3	411	FFCB - BULLET	4/16/2010	4/16/2012		1.200%	1.200%	2,500,000	2,500,000.00	13,750.00	2,513,281.25	13,281.25
134598	3133XTL87	411	FHLB - BULLET	4/27/2009	4/27/2012		1.850%	1.867%	2,000,000	1,999,666.97	15,827.78	2,018,125.00	18,458.03
146613	31331KJP6	411	FFCB - BULLET	5/2/2011	5/2/2012		0.260%	0.274%	2,102,000	2,101,705.72	2,261.99	2,102,000.00	294.28
134818	31331GVL0	411	FFCB - BULLET	5/7/2009	5/7/2012		1.875%	1.875%	5,000,000	5,000,000.00	37,500.00	5,048,437.50	48,437.50
148685	912795Y96	411	TREASURY BILLS	9/13/2011	8/23/2012		0.088%	0.088%	2,500,000	2,497,891.67	110.00	2,497,500.00	(501.67)
148504	3134G2D33	411	FHLMC STEP UP	9/21/2011	9/21/2012	12/21/2011	1.125%	1.125%	2,500,000	2,500,000.00	781.25	2,496,093.75	(3,906.25)
134050	31331GRG6	411	FFCB - BULLET	3/26/2009	3/26/2013		2.500%	2.511%	5,000,000	4,999,252.57	1,736.11	5,154,687.50	155,434.93
148647	313375PA9	411	FHLB STEP UP	9/29/2011	3/29/2013	12/29/2011	1.000%	1.000%	2,300,000	2,300,000.00	127.78	2,291,375.00	(8,625.00)
134878	31331GVD8	411	FFCB - BULLET	5/8/2009	4/8/2013		2.200%	2.251%	5,000,000	4,995,153.74	52,861.11	5,134,375.00	139,221.26
148382	313375FD4	411	FHLB STEP UP	8/25/2011	8/25/2013	11/25/2011	1.000%	1.000%	1,150,000	1,150,000.00	1,150.00	1,144,609.38	(5,390.63)
148429	3134G2ZN5	411	FHLMC STEP UP	9/6/2011	9/6/2013	12/6/2011	1.125%	1.125%	2,500,000	2,500,000.00	1,953.13	2,496,093.75	(3,906.25)
143129	31331JL84	411	FFCB - BULLET	9/24/2010	9/24/2013		0.920%	0.920%	5,000,000	5,000,000.00	894.44	5,045,312.50	45,312.50
148503	313375KZ9	411	FHLB C I	9/16/2011	9/16/2014	3/16/2012	0.700%	0.700%	1,000,000	1,000,000.00	291.67	995,625.00	(4,375.00)
148648	3134G2H39	411	FHLMC C I	9/29/2011	9/29/2014	3/29/2012	0.800%	0.800%	2,100,000	2,100,000.00	93.33	2,094,093.75	(5,906.25)
148380	31331KWF3	411	FFCB C I	8/25/2011	2/25/2016	11/25/2011	1.370%	1.399%	3,000,000	2,996,250.00	4,110.00	2,988,750.00	(7,500.00)
148379	3136FRU68	411	FNMA C I	8/24/2011	8/24/2016	8/24/2012	1.310%	1.341%	3,000,000	2,995,500.00	4,039.17	2,993,437.50	(2,062.50)
148502	3134G2B76	411	FHLMC C I	9/9/2011	9/9/2016	12/9/2011	1.600%	1.610%	1,000,000	999,500.00	977.78	998,125.00	(1,375.00)
<b>411 Total</b>									<b>214,653,230</b>	<b>214,482,401.14</b>	<b>354,346.48</b>	<b>215,091,152.14</b>	<b>478,997.74</b>
146519	313588MV4	414	FNMA D N	4/15/2011	10/11/2011		0.140%	0.140%	110,000	109,923.43	72.29	109,999.39	3.67
146827	313588PA7	414	FNMA D N	5/13/2011	11/9/2011		0.095%	0.095%	7,098	7,094.63	2.64	7,097.85	0.58
146828	313588PA7	414	FNMA D N	5/13/2011	11/9/2011		0.095%	0.095%	7,902	7,898.25	2.94	7,901.83	0.64
147141	313396PV9	414	FHLMC D N	6/1/2011	11/28/2011		0.120%	0.120%	888,558	888,024.87	361.34	888,529.37	143.16
147142	313396PV9	414	FHLMC D N	6/1/2011	11/28/2011		0.120%	0.120%	618,442	618,070.93	251.50	618,422.07	99.64
147286	313396QL0	414	FHLMC D N	6/15/2011	12/13/2011		0.120%	0.120%	58,422	58,386.75	21.03	58,419.63	11.85
147287	313396QL0	414	FHLMC D N	6/15/2011	12/13/2011		0.120%	0.120%	473,572	473,286.28	170.48	473,552.79	96.03
147288	313396QL0	414	FHLMC D N	6/15/2011	12/13/2011		0.120%	0.120%	14,194	14,185.44	5.11	14,193.42	2.87
147289	313396QL0	414	FHLMC D N	6/15/2011	12/13/2011		0.120%	0.120%	55,124	55,090.74	19.85	55,121.76	11.17
147290	313396QL0	414	FHLMC D N	6/15/2011	12/13/2011		0.120%	0.120%	72,694	72,650.14	26.17	72,691.05	14.74
147291	313396QL0	414	FHLMC D N	6/15/2011	12/13/2011		0.120%	0.120%	820,822	820,326.77	295.50	820,788.71	166.44
147292	313396QL0	414	FHLMC D N	6/15/2011	12/13/2011		0.120%	0.120%	96,172	96,113.98	34.62	96,168.10	19.50
147243	9127952T7	414	TREASURY BILLS	6/13/2011	12/15/2011		0.092%	0.092%	97,847	97,800.74	27.51	97,847.00	18.75
147244	9127952T7	414	TREASURY BILLS	6/13/2011	12/15/2011		0.092%	0.092%	801,647	801,268.00	225.35	801,647.00	153.65
147245	9127952T7	414	TREASURY BILLS	6/13/2011	12/15/2011		0.092%	0.092%	497,625	497,389.73	139.89	497,625.00	95.38
147246	9127952T7	414	TREASURY BILLS	6/13/2011	12/15/2011		0.092%	0.092%	377,613	377,434.47	106.15	377,613.00	72.38
147247	9127952T7	414	TREASURY BILLS	6/13/2011	12/15/2011		0.092%	0.092%	220,466	220,361.77	61.97	220,466.00	42.26
147248	9127952T7	414	TREASURY BILLS	6/13/2011	12/15/2011		0.092%	0.092%	202,802	202,706.12	57.01	202,802.00	38.87
147527	313396RA3	414	FHLMC D N	6/30/2011	12/27/2011		0.115%	0.115%	703,630	703,225.41	209.04	703,595.99	161.54
147528	313396RA3	414	FHLMC D N	6/30/2011	12/27/2011		0.115%	0.115%	630,370	630,007.54	187.27	630,339.53	144.72
148255	313396TC7	414	FHLMC D N	8/15/2011	2/15/2012		0.120%	0.120%	7,100	7,095.65	1.11	7,099.46	2.70
148256	313396TC7	414	FHLMC D N	8/15/2011	2/15/2012		0.120%	0.120%	13,900	13,891.47	2.18	13,898.94	5.29
148714	313396UG6	414	FHLMC D N	9/15/2011	3/14/2012		0.105%	0.105%	214,748	214,634.63	10.02	214,718.47	73.82
148715	313396UG6	414	FHLMC D N	9/15/2011	3/14/2012		0.105%	0.105%	12,252	12,245.53	0.57	12,250.32	4.22
148875	313384UR8	414	FHLB D N	9/26/2011	3/23/2012		0.080%	0.080%	380,614	380,462.60	4.23	380,558.81	91.98
148876	313384UR8	414	FHLB D N	9/26/2011	3/23/2012		0.080%	0.080%	959,386	959,004.38	10.66	959,246.89	231.85



**MIAMI-DADE COUNTY**  
**REPORT WRITER**  
**AS OF DATE: September 30, 2011**  
**SORTING ORDER: FUND ICC#**

INVSMT NUMBER	CUSIP NUMBER	FUND NUMBER	DESCRIPTION	PURCHASE SET DATE	MATURITY DATE	CALL DATE	INTEREST RATE	YTM TRADING	SCHEDULED PAR VALUE	CURRENT BOOK VALUE	PERIOD-END INTEREST ACCRL	MARKET VALUE	UNREALIZED GAIN/LOSS
148886	313396UU5	414	FHLMC D N	9/28/2011	3/26/2012		0.085%	0.085%	1,056,000	1,055,551.20	7.48	1,055,844.24	285.56
		<b>414 Total</b>							<b>9,399,000</b>	<b>9,394,131.45</b>	<b>2,313.91</b>	<b>9,398,438.62</b>	<b>1,993.26</b>
138220	NOWCITYN3	500	NOW CITY NATL CHALK	11/17/2009	4/21/2012		0.100%	0.100%	2,675	2,675.00	5.08	2,675.00	0.00
132269	NOWCITYN3	500	NOW CITY NATL CHALKS	12/4/2008	4/21/2012		0.200%	0.200%	2,675	2,675.00	15.32	2,675.00	0.00
132272	NOWCITYN3	500	NOW CITY NATL CHALKS	12/5/2008	4/21/2012		0.200%	0.200%	13,375	13,375.00	76.53	13,375.00	0.00
133231	NOWCITYN3	500	NOW CITY NATL CHALKS	2/5/2009	4/21/2012		0.200%	0.200%	2,675	2,675.00	14.39	2,675.00	0.00
133441	NOWCITYN3	500	NOW CITY NATL CHALKS	2/18/2009	4/21/2012		0.200%	0.200%	2,675	2,675.00	14.19	2,675.00	0.00
133815	NOWCITYN3	500	NOW CITY NATL CHALKS	3/12/2009	4/21/2012		0.200%	0.200%	2,675	2,675.00	13.87	2,675.00	0.00
134420	NOWCITYN3	500	NOW CITY NATL CHALKS	4/13/2009	4/21/2012		0.200%	0.200%	2,675	2,675.00	13.39	2,675.00	0.00
135167	NOWCITYN3	500	NOW CITY NATL CHALKS	5/14/2009	4/21/2012		0.100%	0.100%	2,675	2,675.00	6.46	2,675.00	0.00
135557	NOWCITYN3	500	NOW CITY NATL Chalks	6/12/2009	4/21/2012		0.100%	0.100%	2,675	2,675.00	6.25	2,675.00	0.00
136057	NOWCITYN3	500	NOW CITY NATL Chalks	7/14/2009	4/21/2012		0.100%	0.100%	2,675	2,675.00	6.01	2,675.00	0.00
136522	NOWCITYN3	500	NOW CITY NATL CHALKS	8/6/2009	4/21/2012		0.100%	0.100%	2,675	2,675.00	5.84	2,675.00	0.00
136540	NOWCITYN3	500	NOW CITY NATL CHALKS	6/26/2008	4/21/2012		0.100%	0.100%	10,700	10,700.00	35.43	10,700.00	0.00
136541	NOWCITYN3	500	NOW CITY NATL CHALKS	8/14/2008	4/21/2012		0.100%	0.100%	2,675	2,675.00	8.49	2,675.00	0.00
136542	NOWCITYN3	500	NOW CITY NATL CHALKS	9/9/2008	4/21/2012		0.100%	0.100%	2,675	2,675.00	8.30	2,675.00	0.00
136543	NOWCITYN3	500	NOW CITY NATL CHALKS	10/3/2008	4/21/2012		0.100%	0.100%	2,675	2,675.00	8.12	2,675.00	0.00
136544	NOWCITYN3	500	NOW CITY NATL CHALKS	11/6/2008	4/21/2012		0.100%	0.100%	2,675	2,675.00	7.87	2,675.00	0.00
137024	NOWCITYN3	500	NOW CITY NATL CHALKS	9/14/2009	4/21/2012		0.100%	0.100%	2,675	2,675.00	5.55	2,675.00	0.00
137666	NOWCITYN3	500	NOW CITY NATL CHALKS	10/19/2009	4/21/2012		0.100%	0.100%	2,675	2,675.00	5.29	2,675.00	0.00
138653	NOWCITYN3	500	NOW CITY NATL Chalks	12/10/2009	4/21/2012		0.100%	0.100%	2,675	2,675.00	4.90	2,675.00	0.00
139237	NOWCITYN3	500	NOW CITY NATL Chalks	1/25/2010	4/21/2012		0.100%	0.100%	2,675	2,675.00	4.56	2,675.00	0.00
139667	NOWCITYN3	500	NOW CITY NATL Chalks	2/23/2010	4/21/2012		0.100%	0.100%	2,675	2,675.00	4.35	2,675.00	0.00
140570	NOWCITYN3	500	NOW CITY NATL Chalks	4/19/2010	4/21/2012		0.100%	0.100%	5,350	5,350.00	7.88	5,350.00	0.00
141393	NOWCITYN3	500	NOW CITY NATL Chalks	6/1/2010	4/21/2012		0.100%	0.100%	2,675	2,675.00	3.62	2,675.00	0.00
141661	NOWCITYN3	500	NOW CITY NATL CHALKS	6/21/2010	4/21/2012		0.100%	0.100%	2,675	2,675.00	3.47	2,675.00	0.00
142817	NOWCITYN3	500	NOW CITY NATL CHALKS	8/11/2010	4/21/2012		0.100%	0.100%	2,675	2,675.00	3.09	2,675.00	0.00
143154	NOWCITYN3	500	NOW CITY NATL CHALKS	9/20/2010	4/21/2012		0.100%	0.100%	2,675	2,675.00	2.79	2,675.00	0.00
143365	NOWCITYN3	500	NOW CITY NATL CHALKS	10/4/2010	4/21/2012		0.100%	0.100%	2,675	2,675.00	2.69	2,675.00	0.00
144324	NOWCITYN3	500	NOW CITY NATL CHALKS	11/24/2010	4/21/2012		0.100%	0.100%	2,675	2,675.00	2.31	2,675.00	0.00
148428	NOWCITYN3	500	NOW CITY NATL CHALKS	8/26/2011	4/21/2012		0.010%	0.010%	24,075	24,075.00	0.24	24,075.00	0.00
137325	NOWCITYN3	500	NOW CITY NATL Fideli	9/30/2009	4/21/2012		0.100%	0.100%	142,430	142,429.54	289.21	142,429.54	0.00
136538	NOWCITYN3	500	NOW CITY NATL MTGE E	8/17/2005	4/21/2012		0.100%	0.100%	71,657	71,657.36	445.07	71,657.36	0.00
136536	NOWCITYN3	500	NOW CITY NATL PEDRO	7/13/1998	4/21/2012		0.100%	0.100%	10,490	10,490.41	140.69	10,490.41	0.00
148908	NOWCITYN3	500	NOW CITY NATL SANDY	9/6/2011	4/21/2012		0.100%	0.100%	404,226	404,225.63	28.07	404,225.63	0.00
148909	NOWCITYN3	500	NOW CITY NATL SANDY	9/6/2011	4/21/2012		0.100%	0.100%	21,019	21,018.51	1.46	21,018.51	0.00
136537	NOWCITYN3	500	NOW CITY NATL SOHOTA	8/26/1999	4/21/2012		0.100%	0.100%	5,000	5,000.00	61.38	5,000.00	0.00
		<b>500 Total</b>							<b>775,196</b>	<b>775,196.45</b>	<b>1,262.16</b>	<b>775,196.45</b>	<b>0.00</b>
148395	313384TK5	511	FHLB D N	8/25/2011	2/22/2012		0.110%	0.110%	2,000,000	1,998,893.89	226.11	1,999,840.00	720.00
		<b>511 Total</b>							<b>2,000,000</b>	<b>1,998,893.89</b>	<b>226.11</b>	<b>1,999,840.00</b>	<b>720.00</b>
148396	313384TK5	522	FHLB D N	8/25/2011	2/22/2012		0.110%	0.110%	700,000	699,612.86	79.14	699,944.00	252.00
		<b>522 Total</b>							<b>700,000</b>	<b>699,612.86</b>	<b>79.14</b>	<b>699,944.00</b>	<b>252.00</b>
148515	313384RJ0	555	FHLB D N	9/2/2011	1/4/2012		0.035%	0.035%	400,000	399,951.78	11.28	399,978.89	15.83
148496	313588RP2	555	FNMA D N	9/1/2011	1/9/2012		0.050%	0.050%	800,000	799,855.56	33.33	799,955.56	66.67
148628	313588RZ0	555	FNMA D N	9/8/2011	1/19/2012		0.060%	0.060%	713,000	712,841.95	27.33	712,956.43	87.15
148497	313384TC3	555	FHLB D N	9/1/2011	2/15/2012		0.090%	0.090%	600,000	599,749.50	45.00	599,954.33	159.83
		<b>555 Total</b>							<b>2,513,000</b>	<b>2,512,398.79</b>	<b>116.94</b>	<b>2,512,845.21</b>	<b>329.48</b>
148498	313396UG6	566	FHLMC D N	9/1/2011	3/14/2012		0.096%	0.096%	450,000	449,766.00	36.00	449,938.13	136.13
		<b>566 Total</b>							<b>450,000</b>	<b>449,766.00</b>	<b>36.00</b>	<b>449,938.13</b>	<b>136.13</b>
148919	WACHOVIA8	700	WACHOVIA INT BEARIN	9/1/2011	10/1/2011		0.020%	0.020%	100,108	100,108.20	1.64	100,108.20	0.00
148758	313384NL9	700	FHLB D N	9/19/2011	10/26/2011		0.010%	0.010%	3,000,000	2,999,969.17	10.00	2,999,958.33	(20.84)
148516	313588PH2	700	FNMA D N	9/2/2011	11/16/2011		0.025%	0.025%	575,000	574,970.05	11.58	574,985.31	3.68
148517	313588SV8	700	FNMA D N	9/2/2011	2/8/2012		0.090%	0.090%	650,000	649,741.63	47.12	649,953.06	164.31
		<b>700 Total</b>							<b>4,325,108</b>	<b>4,324,789.05</b>	<b>70.34</b>	<b>4,325,004.90</b>	<b>147.15</b>
148983	825252869	712	AIM MONEY MARKET - D	9/21/2011	10/1/2011		0.015%	0.015%	1,586,300	1,586,300.00	6.50	1,586,300.00	0.00
147849	313396MM2	712	FHLMC D N	7/21/2011	10/3/2011		0.030%	0.030%	2,550,000	2,549,842.75	153.00	2,549,997.17	1.42

**MIAMI-DADE COUNTY**  
**REPORT WRITER**  
**AS OF DATE: September 30, 2011**  
**SORTING ORDER: FUND ICC#**

INVSMT NUMBER	CUSIP NUMBER	FUND NUMBER	DESCRIPTION	PURCHASE SET DATE	MATURITY DATE	CALL DATE	INTEREST RATE	YTM TRADING	SCHEDULED PAR VALUE	CURRENT BOOK VALUE	PERIOD-END INTEREST ACCRL	MARKET VALUE	UNREALIZED GAIN/LOSS
146112	313588MM4	712	FNMA D N	3/18/2011	10/3/2011		0.150%	0.150%	1,052,700	1,051,827.14	864.09	1,052,698.83	7.60
147848	313588MM4	712	FNMA D N	7/21/2011	10/3/2011		0.030%	0.030%	2,450,000	2,449,848.92	147.00	2,449,997.28	1.36
147805	313588MN2	712	FNMA D N	7/19/2011	10/4/2011		0.040%	0.040%	700,000	699,940.11	57.56	699,998.83	1.16
148420	313312MP2	712	FFCB D N	8/26/2011	10/5/2011		0.010%	0.010%	1,146,000	1,145,987.27	11.46	1,145,997.45	(1.28)
147850	313384MP1	712	FHLB D N	7/21/2011	10/5/2011		0.035%	0.035%	3,517,000	3,516,740.13	246.19	3,516,992.18	5.86
146452	313588MP7	712	FNMA D N	4/7/2011	10/5/2011		0.155%	0.155%	2,003,000	2,001,439.05	1,526.45	2,002,995.55	30.05
148222	313396MQ3	712	FHLMC D N	8/12/2011	10/6/2011		0.040%	0.040%	1,000,000	999,938.89	55.55	999,997.22	2.78
148202	313396MV2	712	FHLMC D N	8/11/2011	10/11/2011		0.040%	0.040%	2,000,000	1,999,864.44	113.34	1,999,988.89	11.11
146784	313396NB5	712	FHLMC D N	5/9/2011	10/17/2011		0.085%	0.085%	3,000,000	2,998,859.58	1,027.09	2,999,973.33	86.66
147781	313312NJ5	712	FFCB D N	7/18/2011	10/24/2011		0.020%	0.020%	2,040,000	2,039,888.93	85.00	2,039,973.93	0.00
146785	313588NT8	712	FNMA D N	5/9/2011	11/2/2011		0.095%	0.095%	2,207,000	2,205,969.15	844.48	2,206,960.76	147.13
146820	313312PG9	712	FFCB D N	5/12/2011	11/15/2011		0.090%	0.090%	1,700,000	1,699,205.25	603.50	1,699,957.50	148.75
147879	313312PH7	712	FFCB D N	7/26/2011	11/16/2011		0.065%	0.065%	3,500,000	3,499,285.90	423.40	3,499,910.56	201.26
148352	313384PH6	712	FHLB D N	8/23/2011	11/16/2011		0.020%	0.020%	1,395,000	1,394,934.13	30.22	1,394,964.35	0.00
147782	313312PJ3	712	FFCB D N	7/18/2011	11/17/2011		0.050%	0.050%	1,500,000	1,499,745.83	156.25	1,499,960.83	58.75
146082	313312PN4	712	FFCB D N	3/17/2011	11/21/2011		0.165%	0.165%	6,000,000	5,993,152.50	5,445.00	5,999,830.00	1,232.50
144194	313371P26	712	FHLB C I	11/23/2010	11/23/2011	11/23/2011	0.300%	0.320%	1,000,000	999,899.73	1,066.67	1,000,312.50	412.77
147828	313312PY0	712	FFCB D N	7/20/2011	12/1/2011		0.050%	0.050%	5,000,000	4,999,069.44	506.95	4,999,830.56	254.17
147829	313312PY0	712	FFCB D N	7/20/2011	12/1/2011		0.060%	0.060%	3,851,000	3,850,139.94	468.54	3,850,869.49	261.01
148401	313396QM8	712	FHLMC D N	8/25/2011	12/14/2011		0.030%	0.030%	10,300	10,299.05	0.32	10,299.58	0.21
148337	313396QN6	712	FHLMC D N	8/22/2011	12/15/2011		0.070%	0.070%	4,300,000	4,299,038.47	334.45	4,299,820.83	447.91
146573	313396QT3	712	FHLMC D N	4/21/2011	12/20/2011		0.160%	0.160%	3,998,000	3,993,682.16	2,896.33	3,997,822.31	1,243.82
146602	313396QT3	712	FHLMC D N	4/26/2011	12/20/2011		0.160%	0.160%	1,529,000	1,527,382.66	1,073.70	1,528,932.04	475.68
147880	313396RA3	712	FHLMC D N	7/26/2011	12/27/2011		0.100%	0.100%	1,986,000	1,985,150.43	369.62	1,985,904.01	383.96
147871	313588RJ6	712	FNMA D N	7/25/2011	1/4/2012		0.100%	0.100%	7,972,000	7,968,390.46	1,505.82	7,971,579.26	1,682.98
146574	313396RQ8	712	FHLMC D N	4/21/2011	1/10/2012		0.160%	0.160%	3,000,000	2,996,480.00	2,173.33	2,999,831.67	1,178.34
147801	313588RR8	712	FNMA D N	7/19/2011	1/11/2012		0.090%	0.090%	2,000,000	1,999,120.00	370.00	1,999,886.67	396.67
147783	313312RS1	712	FFCB D N	7/18/2011	1/12/2012		0.080%	0.080%	3,600,000	3,598,576.00	600.00	3,599,794.00	618.00
147984	313312RX0	712	FFCB D N	8/1/2011	1/17/2012		0.150%	0.150%	1,451,000	1,449,978.25	368.80	1,450,912.94	565.89
148781	313396RX3	712	FHLMC D N	9/20/2011	1/17/2012		0.040%	0.040%	2,001,000	2,000,735.42	24.46	2,000,879.94	120.06
148205	313588RX5	712	FNMA D N	8/11/2011	1/17/2012		0.100%	0.100%	1,000,000	999,558.33	141.67	999,940.00	240.00
148240	313588RX5	712	FNMA D N	8/15/2011	1/17/2012		0.110%	0.110%	2,500,000	2,498,815.97	359.03	2,499,850.00	675.00
147881	313384RY7	712	FHLB D N	7/26/2011	1/18/2012		0.130%	0.130%	3,220,000	3,217,953.51	779.06	3,219,805.01	1,072.44
148242	313588RZ0	712	FNMA D N	8/15/2011	1/19/2012		0.120%	0.120%	3,000,000	2,998,430.00	470.00	2,999,816.67	916.67
148601	313588SF3	712	FNMA D N	9/6/2011	1/25/2012		0.080%	0.080%	1,238,000	1,237,612.09	68.78	1,237,920.22	239.35
148223	313312SG6	712	FFCB D N	8/12/2011	1/26/2012		0.120%	0.120%	2,000,000	1,998,886.67	333.33	1,999,870.00	650.00
148095	313588SN6	712	FNMA D N	8/4/2011	2/1/2012		0.130%	0.130%	2,500,000	2,498,365.97	523.61	2,499,829.17	939.59
148251	313588SN6	712	FNMA D N	8/16/2011	2/1/2012		0.120%	0.120%	501,300	501,017.60	76.87	501,265.74	171.27
148278	313588SV8	712	FNMA D N	8/17/2011	2/8/2012		0.130%	0.130%	1,500,000	1,499,052.08	243.75	1,499,891.67	595.84
148279	313396TA1	712	FHLMC D N	8/17/2011	2/13/2012		0.135%	0.135%	1,801,500	1,800,283.99	304.00	1,801,364.89	776.90
148371	313384TE9	712	FHLB D N	8/24/2011	2/17/2012		0.110%	0.110%	1,602,000	1,601,133.59	186.01	1,601,876.29	556.69
148125	313588TJ4	712	FNMA D N	8/8/2011	2/21/2012		0.110%	0.110%	3,404,000	3,401,950.98	561.66	3,403,729.57	1,216.93
148889	313588UG8	712	FNMA D N	9/28/2011	3/14/2012		0.075%	0.075%	1,600,000	1,599,440.00	10.00	1,599,780.00	330.00
148863	313384UR8	712	FHLB D N	9/26/2011	3/23/2012		0.078%	0.078%	2,000,000	1,999,224.33	21.67	1,999,710.00	464.00
148173	313312UV0	712	FFCB D N	8/10/2011	3/27/2012		0.120%	0.120%	408,000	407,687.20	70.72	407,939.48	181.56
148866	313396VK6	712	FHLMC D N	9/26/2011	4/10/2012		0.090%	0.090%	2,000,000	1,999,015.00	25.00	1,999,573.33	533.33
148135	313312WH9	712	FFCB D N	8/9/2011	5/2/2012		0.150%	0.150%	900,000	898,998.75	198.75	899,786.00	588.50
148867	313384WV7	712	FHLB D N	9/26/2011	5/14/2012		0.105%	0.105%	1,000,000	999,326.25	14.58	999,748.89	408.06
148890	313384YH6	712	FHLB D N	9/28/2011	6/19/2012		0.110%	0.110%	1,500,000	1,498,785.42	13.75	1,499,235.83	436.66
147864	313374TW0	712	FHLB C I	8/1/2011	8/1/2013	11/1/2011	0.700%	0.705%	3,000,000	2,999,700.00	3,500.00	2,999,062.50	(637.50)
148896	3136FR4E0	712	FNMA STEP UP	9/29/2011	9/28/2014	3/28/2012	1.250%	1.250%	1,500,000	1,500,052.08	156.25	1,494,375.00	(5,625.00)
<b>712 Total</b>									<b>119,220,100</b>	<b>119,166,001.79</b>	<b>31,613.56</b>	<b>119,207,540.72</b>	<b>14,706.87</b>
148989	825252869	713	AIM MONEY MARKET - D	9/23/2011	10/1/2011		0.020%	0.020%	6,090,328	6,090,328.15	26.80	6,090,328.15	0.00
148088	313588MN2	713	FNMA D N	8/4/2011	10/4/2011		0.050%	0.050%	1,711,700	1,711,554.98	137.89	1,711,697.15	4.28
148421	313312MP2	713	FFCB D N	8/26/2011	10/5/2011		0.010%	0.010%	1,000,000	999,988.89	10.00	999,997.78	(1.11)
148200	313396MQ3	713	FHLMC D N	8/11/2011	10/6/2011		0.030%	0.030%	1,500,000	1,499,930.00	63.75	1,499,995.83	2.08



**MIAMI-DADE COUNTY**  
**REPORT WRITER**  
**AS OF DATE: September 30, 2011**  
**SORTING ORDER: FUND ICC#**

INVSMT NUMBER	CUSIP NUMBER	FUND NUMBER	DESCRIPTION	PURCHASE SET DATE	MATURITY DATE	CALL DATE	INTEREST RATE	YTM TRADING	SCHEDULED PAR VALUE	CURRENT BOOK VALUE	PERIOD-END INTEREST ACCRL	MARKET VALUE	UNREALIZED GAIN/LOSS
148203	313396MV2	713	FHLMC D N	8/11/2011	10/11/2011		0.040%	0.040%	700,000	699,952.56	39.66	699,996.11	3.89
148091	313588MW2	713	FNMA D N	8/4/2011	10/12/2011		0.050%	0.050%	2,636,700	2,636,447.32	212.40	2,636,683.89	24.17
148133	313396NE9	713	FHLMC D N	8/9/2011	10/20/2011		0.050%	0.050%	137,300	137,286.27	10.11	137,298.55	2.17
147982	313312NJ5	713	FFCB D N	8/1/2011	10/24/2011		0.150%	0.150%	2,401,000	2,400,159.65	610.25	2,400,969.32	199.42
148860	313384NL9	713	FHLB D N	9/26/2011	10/26/2011		0.010%	0.010%	4,000,000	3,999,966.67	5.56	3,999,944.44	(27.79)
148694	313384NV7	713	FHLB D N	9/13/2011	11/4/2011		0.020%	0.020%	2,183,000	2,182,936.94	21.83	2,182,958.77	0.00
148730	313588NY7	713	FNMA D N	9/15/2011	11/7/2011		0.020%	0.020%	1,957,000	1,956,942.38	17.39	1,956,959.77	0.00
148818	313384PA1	713	FHLB D N	9/22/2011	11/9/2011		0.020%	0.020%	1,111,000	1,110,970.37	5.56	1,110,975.93	0.00
148399	313588PA7	713	FNMA D N	8/25/2011	11/9/2011		0.030%	0.030%	1,327,800	1,327,715.91	40.94	1,327,771.23	14.38
148796	313384PG8	713	FHLB D N	9/21/2011	11/15/2011		0.025%	0.025%	455,000	454,982.62	3.16	454,988.63	2.85
148797	313396PG2	713	FHLMC D N	9/21/2011	11/15/2011		0.025%	0.025%	400,000	399,984.72	2.78	399,990.00	2.50
148353	313384PH6	713	FHLB D N	8/23/2011	11/16/2011		0.020%	0.020%	435,300	435,279.44	9.43	435,288.88	0.01
148844	313384PK9	713	FHLB D N	9/23/2011	11/18/2011		0.010%	0.010%	1,500,000	1,499,976.67	3.33	1,499,960.00	(20.00)
148799	313384PQ6	713	FHLB D N	9/21/2011	11/23/2011		0.020%	0.020%	1,416,300	1,416,250.43	7.87	1,416,258.30	0.00
148798	313588PQ2	713	FNMA D N	9/21/2011	11/23/2011		0.020%	0.020%	1,100,000	1,099,961.50	6.11	1,099,967.61	0.00
148801	313384PV5	713	FHLB D N	9/21/2011	11/28/2011		0.020%	0.020%	1,600,000	1,599,939.56	8.89	1,599,948.44	(0.01)
147830	313312PY0	713	FFCB D N	7/20/2011	12/1/2011		0.060%	0.060%	500,000	499,888.33	60.84	499,983.06	33.89
148845	313588PY5	713	FNMA D N	9/23/2011	12/1/2011		0.010%	0.010%	635,000	634,987.83	1.41	634,978.48	(10.76)
148622	313384QE2	713	FHLB D N	9/7/2011	12/7/2011		0.040%	0.040%	620,000	619,937.31	16.53	619,976.92	23.08
148846	313588QU2	713	FNMA D N	9/23/2011	12/21/2011		0.020%	0.020%	667,000	666,967.02	2.96	666,969.99	0.01
148252	313588SN6	713	FNMA D N	8/16/2011	2/1/2012		0.120%	0.120%	663,700	663,326.12	101.77	663,654.65	226.76
148885	313396UM3	713	FHLMC D N	9/27/2011	3/19/2012		0.080%	0.080%	849,000	848,671.72	7.55	848,879.73	200.46
148864	313384UR8	713	FHLB D N	9/26/2011	3/23/2012		0.075%	0.075%	3,001,600	3,000,480.65	31.27	3,001,164.77	652.85
148174	313312UV0	713	FFCB D N	8/10/2011	3/27/2012		0.120%	0.120%	189,000	188,855.10	32.76	188,971.97	84.11
148872	3134G2M82	713	FHLMC STEP UP	9/29/2011	3/29/2012		0.750%	0.901%	3,595,000	3,592,303.75	149.79	3,587,135.94	(5,167.81)
148206	313312WH9	713	FFCB D N	8/11/2011	5/2/2012		0.130%	0.130%	897,000	896,141.62	165.20	896,786.71	479.89
148868	313384WV7	713	FHLB D N	9/26/2011	5/14/2012		0.105%	0.105%	500,000	499,663.13	7.29	499,874.44	204.02
148869	31331KB41	713	FFCB C I	9/27/2011	3/27/2013	12/27/2011	0.290%	0.290%	2,000,000	2,000,000.00	64.44	1,996,875.00	(3,125.00)
148137	3136FRN41	713	FNMA C I	8/22/2011	8/22/2011	2/22/2012	0.850%	0.874%	700,000	699,510.00	644.58	698,687.50	(822.50)
148897	3136FR4E0	713	FNMA STEP UP	9/29/2011	9/28/2014	3/28/2012	1.250%	1.250%	1,500,000	1,500,052.08	156.25	1,494,375.00	(5,625.00)
<b>713 Total</b>									<b>49,979,728</b>	<b>49,971,339.69</b>	<b>2,686.35</b>	<b>49,960,292.94</b>	<b>(12,639.16)</b>
148995	825252869	714	AIM MONEY MARKET - D	9/7/2011	10/1/2011		0.020%	0.020%	794,600	794,600.00	10.49	794,600.00	0.00
149002	825252869	714	AIM MONEY MARKET - D	9/30/2011	10/1/2011		0.020%	0.020%	11,194,000	11,194,000.00	6.16	11,194,000.00	0.00
149062	825252869	714	AIM MONEY MARKET - D	9/30/2011	10/1/2011		0.020%	0.020%	532,700	532,700.00	0.29	532,700.00	0.00
148820	313588MM4	714	FNMA D N	9/22/2011	10/3/2011		0.001%	0.001%	10,737,000	10,736,996.72	2.68	10,736,988.07	(11.33)
148731	313396MQ3	714	FHLMC D N	9/15/2011	10/6/2011		0.005%	0.005%	10,082,500	10,082,470.59	22.41	10,082,471.99	(21.01)
148726	313384MR7	714	FHLB D N	9/15/2011	10/7/2011		0.010%	0.010%	1,100,000	1,099,993.28	4.89	1,099,996.33	(1.84)
148774	313384MR7	714	FHLB D N	9/20/2011	10/7/2011		0.001%	0.001%	464,400	464,399.78	0.14	464,398.45	(1.47)
148763	313396MV2	714	FHLMC D N	9/19/2011	10/11/2011		0.010%	0.010%	5,000,000	4,999,969.44	16.67	4,999,972.22	(13.89)
148823	313396MW0	714	FHLMC D N	9/22/2011	10/12/2011		0.001%	0.001%	5,000,000	4,999,997.22	1.25	4,999,969.44	(29.03)
148776	313588MW2	714	FNMA D N	9/20/2011	10/12/2011		0.010%	0.010%	1,200,000	1,199,992.67	3.67	1,199,992.67	(3.67)
148843	313384MY2	714	FHLB D N	9/23/2011	10/14/2011		0.005%	0.005%	4,000,000	3,999,988.33	4.45	3,999,971.11	(21.67)
148824	313396NB5	714	FHLMC D N	9/22/2011	10/17/2011		0.001%	0.001%	2,301,000	2,300,998.40	0.58	2,300,979.55	(19.43)
148825	313396NB5	714	FHLMC D N	9/22/2011	10/17/2011		0.001%	0.001%	10,000,000	9,999,993.06	2.50	9,999,911.11	(84.45)
148729	313384ND7	714	FHLB D N	9/15/2011	10/19/2011		0.010%	0.010%	3,000,000	2,999,971.67	13.33	2,999,970.00	(15.00)
148793	313396NE9	714	FHLMC D N	9/21/2011	10/20/2011		0.005%	0.005%	61,700	61,699.75	0.09	61,699.35	(0.49)
148827	313396NE9	714	FHLMC D N	9/22/2011	10/20/2011		0.001%	0.001%	2,000,000	1,999,998.44	0.50	1,999,978.89	(20.05)
148828	313384NL9	714	FHLB D N	9/22/2011	10/26/2011		0.005%	0.005%	2,600,000	2,599,987.72	3.25	2,599,963.89	(27.08)
148829	313396NT6	714	FHLMC D N	9/22/2011	11/2/2011		0.010%	0.010%	2,600,000	2,599,970.39	6.50	2,599,953.78	(23.11)
<b>714 Total</b>									<b>72,667,900</b>	<b>72,667,727.46</b>	<b>99.85</b>	<b>72,667,516.85</b>	<b>(293.52)</b>
149003	316175108	740	FIDELITY GOVT FUND -	9/15/2011	10/1/2011		0.012%	0.012%	200	200.00	0.00	200.00	0.00
149005	316175108	740	FIDELITY GOVT FUND -	9/29/2011	10/1/2011		0.012%	0.012%	8,930,000	8,930,000.00	5.89	8,930,000.00	0.00
146513	313384MM8	740	FHLB D N	4/14/2011	10/3/2011		0.070%	0.070%	8,985,000	8,981,995.02	2,970.04	8,984,990.02	24.96
146514	313384MM8	740	FHLB D N	4/14/2011	10/3/2011		0.080%	0.080%	10,024,000	10,020,168.60	3,786.85	10,023,988.86	33.41
146884	313384MM8	740	FHLB D N	5/19/2011	10/3/2011		0.060%	0.060%	10,075,000	10,072,699.54	2,266.88	10,074,988.81	22.39
147306	313384MM8	740	FHLB D N	6/16/2011	10/3/2011		0.060%	0.060%	19,007,000	19,003,547.06	3,389.58	19,006,978.88	42.24

**MIAMI-DADE COUNTY**  
**REPORT WRITER**  
**AS OF DATE: September 30, 2011**  
**SORTING ORDER: FUND ICC#**

INVSMT NUMBER	CUSIP NUMBER	FUND NUMBER	DESCRIPTION	PURCHASE SET DATE	MATURITY DATE	CALL DATE	INTEREST RATE	YTM TRADING	SCHEDULED PAR VALUE	CURRENT BOOK VALUE	PERIOD-END INTEREST ACCRL	MARKET VALUE	UNREALIZED GAIN/LOSS
147762	313384MM8	740	FHLB D N	7/14/2011	10/3/2011		0.010%	0.010%	10,025,000	10,024,774.44	219.99	10,024,988.86	(5.57)
148767	313384MM8	740	FHLB D N	9/19/2011	10/3/2011		0.001%	0.001%	19,003,000	19,002,992.61	6.33	19,002,978.89	(20.05)
143472	313396MM2	740	FHLMC D N	10/6/2010	10/3/2011		0.260%	0.261%	20,000,000	19,947,711.11	52,000.00	19,999,977.78	266.67
143473	313396MM2	740	FHLMC D N	10/6/2010	10/3/2011		0.260%	0.251%	30,000,000	29,924,583.33	75,000.00	29,999,966.67	383.34
146418	313396MM2	740	FHLMC D N	4/5/2011	10/3/2011		0.130%	0.130%	10,000,000	9,993,463.89	6,463.89	9,999,988.89	61.11
146426	313396MM2	740	FHLMC D N	4/6/2011	10/3/2011		0.155%	0.155%	15,000,000	14,988,375.00	11,495.83	14,999,983.33	112.50
146753	313396MM2	740	FHLMC D N	5/5/2011	10/3/2011		0.090%	0.090%	1,290,000	1,289,513.03	480.52	1,289,998.57	5.02
147760	313396MM2	740	FHLMC D N	7/14/2011	10/3/2011		0.020%	0.020%	713,000	712,967.92	31.29	712,999.21	0.00
147761	313396MM2	740	FHLMC D N	7/14/2011	10/3/2011		0.040%	0.040%	300,000	299,973.00	26.33	299,999.67	0.34
147763	313396MM2	740	FHLMC D N	7/14/2011	10/3/2011		0.030%	0.030%	2,000,000	1,999,865.00	131.67	1,999,997.78	1.11
147764	313396MM2	740	FHLMC D N	7/14/2011	10/3/2011		0.030%	0.030%	2,100,000	2,099,858.25	138.25	2,099,997.67	1.17
147766	313396MM2	740	FHLMC D N	7/14/2011	10/3/2011		0.020%	0.020%	1,015,000	1,014,954.33	44.54	1,014,998.87	0.00
146609	313588MM4	740	FNMA D N	4/26/2011	10/3/2011		0.130%	0.130%	10,000,000	9,994,222.22	5,705.56	9,999,988.89	61.11
146619	313588MM4	740	FNMA D N	4/28/2011	10/3/2011		0.110%	0.110%	4,705,000	4,702,728.53	2,242.72	4,704,994.77	23.52
146752	313588MM4	740	FNMA D N	5/5/2011	10/3/2011		0.050%	0.050%	9,712,000	9,709,963.18	2,009.84	9,711,989.21	16.19
147711	313588MM4	740	FNMA D N	7/14/2011	10/3/2011		0.021%	0.021%	2,500,000	2,499,881.88	115.20	2,499,997.22	0.14
147815	313588MM4	740	FNMA D N	7/20/2011	10/3/2011		0.030%	0.030%	350,000	349,978.13	21.29	349,999.61	0.19
148243	313588MM4	740	FNMA D N	8/18/2011	10/3/2011		0.045%	0.045%	19,003,000	19,001,907.33	1,045.16	19,002,978.89	26.40
<b>740 Total</b>									<b>214,737,200</b>	<b>214,566,323.40</b>	<b>169,597.65</b>	<b>214,736,971.35</b>	<b>1,056.19</b>
149009	316175108	741	FIDELITY GOVT FUND -	9/22/2011	10/1/2011		0.010%	0.010%	3,530,400	3,530,400.00	8.71	3,530,400.00	0.00
133236	31331GKY4	741	FFCB - BULLET	2/5/2009	1/17/2012		2.000%	2.220%	4,000,000	3,995,745.38	16,444.44	4,022,500.00	26,754.62
148376	3134G2VR0	741	FHLMC STEP UP	8/25/2011	2/25/2012	11/25/2011	0.500%	0.500%	3,615,000	3,615,000.00	1,807.50	3,615,000.00	0.00
147403	313374FJ4	741	FHLB STEP UP	6/27/2011	3/27/2012	3/27/2012	0.500%	0.500%	4,000,000	4,000,000.00	222.22	4,003,750.00	3,750.00
135679	31331GYP8	741	FFCB - BULLET	6/23/2009	6/18/2012		2.125%	2.160%	3,000,000	2,998,987.88	18,239.58	3,039,375.00	40,387.12
148721	313312D64	741	FFCB D N	9/15/2011	8/27/2012		0.170%	0.170%	2,508,000	2,503,890.36	189.49	2,505,648.75	1,568.90
148753	313312D64	741	FFCB D N	9/16/2011	8/27/2012		0.170%	0.170%	4,507,000	4,499,636.06	319.25	4,502,774.69	2,819.38
148712	313375PW1	741	FHLB STEP UP	9/28/2011	9/28/2012	3/28/2012	0.750%	0.825%	4,000,000	3,997,000.00	250.00	3,992,500.00	(4,500.00)
148713	3134G2K76	741	FHLMC STEP UP	9/30/2011	9/30/2012	12/30/2011	1.000%	1.000%	8,500,000	8,500,000.00	236.11	8,478,750.00	(21,250.00)
148650	313375PA9	741	FHLB STEP UP	9/29/2011	3/29/2013	12/29/2011	1.000%	1.000%	6,100,000	6,100,000.00	338.89	6,077,125.00	(22,875.00)
134879	31331GVD8	741	FFCB - BULLET	5/8/2009	4/8/2013		2.200%	2.251%	7,000,000	6,993,215.23	74,005.56	7,188,125.00	194,909.77
148430	3134G2ZN5	741	FHLMC STEP UP	9/6/2011	9/6/2013	12/6/2011	1.125%	1.125%	8,676,000	8,676,000.00	6,778.13	8,662,443.75	(13,556.25)
148804	3136FR4M2	741	FNMA STEP UP	9/28/2011	9/28/2013	9/28/2012	1.000%	1.025%	3,500,000	3,498,250.00	291.67	3,478,125.00	(20,125.00)
148851	3136FR6H1	741	FNMA STEP UP	9/28/2011	9/28/2013	9/28/2012	1.000%	1.000%	3,400,000	3,400,000.00	283.33	3,375,562.50	(24,437.50)
139795	31331JGC1	741	FFCB - BULLET	3/5/2010	3/5/2014		2.125%	2.125%	2,160,000	2,160,000.00	3,315.00	2,239,650.00	79,650.00
146836	313373R95	741	FHLB C I	5/16/2011	5/16/2014	11/16/2011	1.350%	1.350%	3,120,000	3,120,000.00	15,795.00	3,123,900.00	3,900.00
147404	3133745K2	741	FHLB C I	6/27/2011	6/27/2014	12/27/2011	1.125%	1.125%	2,020,000	2,020,000.00	5,933.75	2,022,525.00	2,525.00
147401	3136FRTP8	741	FNMA C I	6/27/2011	6/27/2014	6/27/2012	1.000%	1.000%	5,000,000	5,000,000.00	13,055.56	5,020,312.50	20,312.50
142167	31331JWS8	741	FFCB - BULLET	7/28/2010	7/28/2014		1.500%	1.562%	3,000,000	2,994,626.18	7,875.00	3,072,187.50	77,561.32
148140	3136FRN41	741	FNMA C I	8/22/2011	8/22/2014	2/22/2012	0.850%	0.874%	5,000,000	4,996,500.00	4,604.17	4,990,625.00	(5,875.00)
148141	3136FRM26	741	FNMA C I	8/22/2011	8/22/2014	2/22/2012	1.000%	1.000%	3,040,000	3,040,000.00	3,293.33	3,043,800.00	3,800.00
145797	3136FRCX9	741	FNMA C I	2/28/2011	8/28/2014	11/28/2011	1.800%	1.800%	3,198,000	3,198,000.00	5,276.70	3,204,995.63	6,995.63
148460	313372NX8	741	FHLB C I	2/28/2011	11/28/2014	2/28/2012	2.000%	2.000%	5,030,000	5,030,000.00	9,221.67	5,063,009.38	33,009.38
141433	31331JQD8	741	FFCB C I	6/8/2010	6/8/2015	6/8/2012	2.590%	2.617%	1,584,000	1,582,416.87	12,877.48	1,606,770.00	24,353.13
142392	31331JXR9	741	FFCB C I	8/6/2010	8/6/2015	8/6/2012	2.000%	2.000%	3,000,000	3,000,000.00	9,166.67	3,041,250.00	41,250.00
148649	3134G2J37	741	FHLMC C I	9/29/2011	9/29/2015	3/29/2012	1.100%	1.100%	7,000,000	7,000,000.00	427.78	6,954,062.50	(45,937.50)
144035	31398A5R9	741	FNMA C I	11/12/2010	11/12/2015	11/12/2015	1.625%	1.646%	5,000,000	4,995,498.36	31,371.53	5,115,625.00	120,126.64
148326	31331KWF3	741	FFCB C I	8/25/2011	2/25/2016	11/25/2011	1.370%	1.370%	5,000,000	5,000,000.00	6,850.00	4,981,250.00	(18,750.00)
148375	31331KWF3	741	FFCB C I	8/25/2011	2/25/2016	11/25/2011	1.370%	1.381%	10,000,000	9,995,000.00	13,700.00	9,962,500.00	(32,500.00)
148307	313375ED5	741	FHLB C I	9/9/2011	6/9/2016	12/9/2011	1.500%	1.500%	6,000,000	6,000,000.00	5,500.00	5,947,500.00	(52,500.00)
147795	3136FRXU2	741	FNMA C I	7/19/2011	7/18/2016		2.100%	2.103%	2,260,000	2,259,792.83	9,623.83	2,271,300.00	11,639.00
148283	313375EC7	741	FHLB C I	8/24/2011	8/24/2016	8/24/2012	1.500%	1.500%	2,000,000	2,000,000.00	3,083.33	1,991,875.00	(8,125.00)
148373	3136FRU68	741	FNMA C I	8/24/2011	8/24/2016	8/24/2012	1.310%	1.332%	5,085,000	5,079,660.75	6,846.39	5,073,876.56	(5,784.19)
148378	3135G0DD2	741	FNMA C I	8/26/2011	8/24/2016	8/24/2012	1.550%	1.550%	14,000,000	14,000,000.00	21,097.22	14,039,375.00	39,375.00
148285	3136FRS38	741	FNMA C I	9/6/2011	9/6/2016	9/6/2013	1.400%	1.400%	2,000,000	2,000,000.00	1,944.44	1,991,875.00	(8,125.00)
148431	3134G2B76	741	FHLMC C I	9/9/2011	9/9/2016	12/9/2011	1.600%	1.600%	5,500,000	5,500,000.00	5,377.78	5,489,687.50	(10,312.50)
148710	3136FR3Z4	741	FNMA C I	9/21/2011	9/21/2016	6/21/2012	1.350%	1.350%	4,500,000	4,500,000.00	1,687.50	4,487,343.75	(12,656.25)

**MIAMI-DADE COUNTY**  
**REPORT WRITER**  
**AS OF DATE: September 30, 2011**  
**SORTING ORDER: FUND ICC#**

INVSMT NUMBER	CUSIP NUMBER	FUND NUMBER	DESCRIPTION	PURCHASE SET DATE	MATURITY DATE	CALL DATE	INTEREST RATE	YTM TRADING	SCHEDULED PAR VALUE	CURRENT BOOK VALUE	PERIOD-END INTEREST ACCRL	MARKET VALUE	UNREALIZED GAIN/LOSS
148871	3136FTAP4	741	FNMA C I	9/28/2011	9/28/2016	9/28/2012	1.300%	1.300%	1,500,000	1,500,000.00	162.50	1,495,312.50	(4,687.50)
<b>741 Total</b>									<b>172,333,400</b>	<b>172,279,619.90</b>	<b>317,501.51</b>	<b>172,702,687.51</b>	<b>422,690.70</b>
145993	313396TT0	742	FHLMC D N	3/10/2011	3/1/2012		0.250%	0.251%	51,000	50,873.56	72.61	50,993.54	47.37
<b>742 Total</b>									<b>51,000</b>	<b>50,873.56</b>	<b>72.61</b>	<b>50,993.54</b>	<b>47.37</b>
149017	825252869	756	AIM MONEY MARKET - D	9/1/2011	10/1/2011		0.020%	0.020%	645,945	645,945.21	10.66	645,945.21	0.00
<b>756 Total</b>									<b>645,945</b>	<b>645,945.21</b>	<b>10.66</b>	<b>645,945.21</b>	<b>0.00</b>
149045	825252869	760	AIM MONEY MARKET - D	9/1/2011	10/1/2011		0.020%	0.020%	3,257,500	3,257,500.00	53.75	3,257,500.00	0.00
149046	825252869	760	AIM MONEY MARKET - D	9/26/2011	10/1/2011		0.020%	0.020%	5,532,000	5,532,000.00	15.21	5,532,000.00	0.00
149047	825252869	760	AIM MONEY MARKET - D	9/29/2011	10/1/2011		0.020%	0.020%	4,333,000	4,333,000.00	4.77	4,333,000.00	0.00
143526	313396MM2	760	FHLMC D N	10/7/2010	10/3/2011		0.260%	0.261%	5,000,000	4,986,963.89	12,963.89	4,999,994.44	66.66
147860	313396MM2	760	FHLMC D N	7/22/2011	10/3/2011		0.060%	0.060%	200,000	199,975.67	23.66	199,999.78	0.45
146111	313588MM4	760	FNMA D N	3/18/2011	10/3/2011		0.150%	0.150%	2,022,300	2,020,623.18	1,659.97	2,022,297.75	14.60
146596	313588MM4	760	FNMA D N	4/26/2011	10/3/2011		0.130%	0.130%	3,370,000	3,368,052.89	1,922.77	3,369,996.26	20.60
146782	313588MM4	760	FNMA D N	5/9/2011	10/3/2011		0.060%	0.060%	3,437,000	3,436,157.94	830.60	3,436,996.18	7.64
148065	313588MM4	760	FNMA D N	8/3/2011	10/3/2011		0.080%	0.080%	4,001,000	4,000,457.64	524.58	4,000,995.55	13.33
148821	313588MM4	760	FNMA D N	9/22/2011	10/3/2011		0.001%	0.001%	9,042,000	9,041,997.24	2.26	9,041,989.95	(9.55)
148089	313588MN2	760	FNMA D N	8/4/2011	10/4/2011		0.050%	0.050%	3,288,300	3,288,021.41	264.89	3,288,294.52	8.22
148237	313588MN2	760	FNMA D N	8/15/2011	10/4/2011		0.050%	0.050%	5,000,000	4,999,652.78	326.39	4,999,991.67	12.50
148632	313588MN2	760	FNMA D N	9/8/2011	10/4/2011		0.015%	0.015%	2,000,000	1,999,978.33	19.17	1,999,996.67	(0.83)
140288	31331JJP9	760	FFCB - BULLET	4/8/2010	10/5/2011		0.750%	0.845%	1,625,000	1,624,240.28	5,958.33	1,625,000.00	759.72
146532	313396MP5	760	FHLMC D N	4/15/2011	10/5/2011		0.125%	0.125%	2,500,000	2,498,498.26	1,467.02	2,499,994.44	29.16
146453	313588MP7	760	FNMA D N	4/7/2011	10/5/2011		0.155%	0.155%	2,000,000	1,998,441.39	1,524.17	1,999,995.56	30.00
148059	313588MP7	760	FNMA D N	8/3/2011	10/5/2011		0.120%	0.120%	4,500,000	4,499,055.00	885.00	4,499,990.00	50.00
148368	313588MP7	760	FNMA D N	8/24/2011	10/5/2011		0.009%	0.009%	2,003,000	2,002,978.97	19.03	2,002,995.55	(2.45)
148105	313396MQ3	760	FHLMC D N	8/5/2011	10/6/2011		0.030%	0.030%	2,000,000	1,999,896.67	95.00	1,999,994.44	2.77
148238	313396MQ3	760	FHLMC D N	8/15/2011	10/6/2011		0.040%	0.040%	1,485,000	1,484,914.20	77.55	1,484,995.88	4.13
148398	313396MQ3	760	FHLMC D N	8/25/2011	10/6/2011		0.010%	0.010%	2,719,000	2,718,968.28	27.94	2,718,992.45	(3.77)
148491	313396MQ3	760	FHLMC D N	9/1/2011	10/6/2011		0.010%	0.010%	2,579,000	2,578,974.93	21.49	2,578,992.84	(3.58)
148791	313396MQ3	760	FHLMC D N	9/21/2011	10/6/2011		0.005%	0.005%	4,871,000	4,870,989.85	6.77	4,870,986.47	(10.15)
148090	313588MQ5	760	FNMA D N	8/4/2011	10/6/2011		0.060%	0.060%	3,900,000	3,899,590.50	377.00	3,899,989.17	21.67
148775	313384MR7	760	FHLD D N	9/20/2011	10/7/2011		0.001%	0.001%	9,535,600	9,535,595.50	2.91	9,535,568.21	(30.20)
148633	313396MV2	760	FHLMC D N	9/8/2011	10/11/2011		0.015%	0.015%	5,100,000	5,099,929.88	48.87	5,099,971.67	(7.08)
148764	313396MV2	760	FHLMC D N	9/19/2011	10/11/2011		0.010%	0.010%	800,000	799,995.11	2.67	799,995.56	(2.22)
148819	313384MX4	760	FHLD D N	9/22/2011	10/13/2011		0.010%	0.010%	2,218,000	2,217,987.06	5.55	2,217,985.21	(7.40)
148392	313312NJ5	760	FFCB D N	8/25/2011	10/24/2011		0.010%	0.010%	3,861,400	3,861,335.64	39.69	3,861,350.66	(24.67)
148354	313384PH6	760	FHLD D N	8/23/2011	11/16/2011		0.020%	0.020%	1,371,200	1,371,135.25	29.71	1,371,164.96	0.00
144195	313371P26	760	FHLD C I	11/23/2010	11/23/2011	11/23/2011	0.300%	0.320%	1,000,000	999,899.73	1,066.67	1,000,312.50	412.77
148634	313312RA0	760	FFCB D N	9/8/2011	12/27/2011		0.040%	0.040%	2,579,000	2,578,684.79	65.91	2,578,875.35	124.65
148711	3135G0DL4	760	FNMA STEP UP	9/27/2011	3/27/2012		0.500%	0.500%	1,500,000	1,500,000.00	83.33	1,497,187.50	(2,812.50)
148493	313312YW4	760	FFCB D N	9/1/2011	7/2/2012		0.140%	0.140%	1,300,000	1,298,458.06	151.67	1,299,187.50	577.77
148751	313312YW4	760	FFCB D N	9/16/2011	7/2/2012		0.160%	0.160%	2,979,000	2,975,160.40	198.60	2,977,138.13	1,779.13
148522	313312ZV5	760	FFCB D N	9/2/2011	7/25/2012		0.150%	0.150%	2,530,000	2,526,552.88	305.71	2,528,418.75	1,560.16
148733	313312A67	760	FFCB D N	9/15/2011	8/3/2012		0.170%	0.170%	1,503,500	1,501,206.74	113.60	1,502,090.47	770.13
148697	313312D64	760	FFCB D N	9/13/2011	8/27/2012		0.170%	0.170%	2,000,000	1,996,703.89	170.00	1,998,125.00	1,251.11
148494	3134G2YF3	760	FHLMC STEP UP	9/1/2011	9/1/2012	12/1/2011	0.500%	0.500%	1,100,000	1,100,000.00	458.33	1,098,625.00	(1,375.00)
148645	313375PQ4	760	FHLD C I	9/28/2011	9/28/2012	12/28/2011	0.300%	0.300%	1,795,000	1,795,000.00	44.88	1,794,439.06	(560.94)
148138	3136FRN41	760	FNMA C I	8/22/2011	8/22/2014	2/22/2012	0.850%	0.874%	1,010,000	1,009,293.00	930.04	1,008,106.25	(1,186.75)
148898	3136FR4E0	760	FNMA STEP UP	9/29/2011	9/28/2014	3/28/2012	1.250%	1.250%	1,500,000	1,500,052.08	156.25	1,494,375.00	(5,625.00)
148646	313375NY9	760	FHLD C I	9/28/2011	9/28/2015	10/28/2011	1.050%	1.050%	1,700,000	1,700,000.00	148.75	1,696,281.25	(3,718.75)
<b>760 Total</b>									<b>126,047,800</b>	<b>126,007,919.31</b>	<b>33,094.35</b>	<b>126,024,177.60</b>	<b>(7,863.67)</b>
149021	825252869	778	AIM MONEY MARKET - D	9/1/2011	10/1/2011		0.020%	0.020%	1,286,000	1,286,000.00	21.22	1,286,000.00	0.00
146623	313312RC6	778	FFCB D N	4/28/2011	12/29/2011		0.150%	0.150%	1,988,000	1,985,970.58	1,292.20	1,987,901.70	638.92
<b>778 Total</b>									<b>3,274,000</b>	<b>3,271,970.58</b>	<b>1,313.42</b>	<b>3,273,901.70</b>	<b>638.92</b>
149048	825252869	779	AIM MONEY MARKET - D	9/1/2011	10/1/2011		0.020%	0.020%	3,268,734	3,268,734.36	53.93	3,268,734.36	0.00
148822	313588MM4	779	FNMA D N	9/22/2011	10/3/2011		0.001%	0.001%	221,000	220,999.93	0.06	220,999.75	(0.24)
148199	313396MP5	779	FHLMC D N	8/11/2011	10/5/2011		0.030%	0.030%	1,000,000	999,954.17	42.50	999,997.78	1.11

**MIAMI-DADE COUNTY**  
**REPORT WRITER**  
**AS OF DATE: September 30, 2011**  
**SORTING ORDER: FUND ICC#**

INVSMT NUMBER	CUSIP NUMBER	FUND NUMBER	DESCRIPTION	PURCHASE SET DATE	MATURITY DATE	CALL DATE	INTEREST RATE	YTM TRADING	SCHEDULED PAR VALUE	CURRENT BOOK VALUE	PERIOD-END INTEREST ACCRL	MARKET VALUE	UNREALIZED GAIN/LOSS
148492	313396MQ3	779	FHLMC D N	9/1/2011	10/6/2011		0.010%	0.010%	1,589,000	1,588,984.55	13.24	1,588,995.59	(2.20)
148201	313384MV8	779	FHLB D N	8/11/2011	10/11/2011		0.030%	0.030%	720,000	719,963.40	30.60	719,996.00	2.00
148336	313396MX8	779	FHLMC D N	8/22/2011	10/13/2011		0.025%	0.025%	1,394,000	1,393,949.66	38.72	1,393,990.71	2.33
148794	313396NE9	779	FHLMC D N	9/21/2011	10/20/2011		0.005%	0.005%	79,000	78,999.68	0.11	78,999.17	(0.62)
148752	313384NF2	779	FHLB D N	9/16/2011	10/21/2011		0.010%	0.010%	900,000	899,991.25	3.75	899,990.00	(5.00)
147851	313312NJ5	779	FFCB D N	7/21/2011	10/24/2011		0.025%	0.025%	3,000,000	2,999,802.08	150.00	2,999,961.67	9.59
148393	313312NJ5	779	FFCB D N	8/25/2011	10/24/2011		0.010%	0.010%	500,000	499,991.67	5.14	499,993.61	(3.20)
147174	313312NK2	779	FFCB D N	6/3/2011	10/25/2011		0.080%	0.080%	1,000,000	999,680.00	266.67	999,986.67	40.00
148426	313396NR0	779	FHLMC D N	8/26/2011	10/31/2011		0.030%	0.030%	401,000	400,977.95	12.03	400,993.32	3.34
148350	313396NY5	779	FHLMC D N	8/23/2011	11/7/2011		0.047%	0.047%	2,562,500	2,562,245.74	130.48	2,562,447.33	71.11
148060	313588PB5	779	FNMA D N	8/3/2011	11/10/2011		0.110%	0.110%	506,600	506,446.75	91.33	506,588.74	50.66
147198	313312PG9	779	FFCB D N	6/6/2011	11/15/2011		0.100%	0.100%	1,301,000	1,300,414.55	422.83	1,300,967.48	130.10
144196	313371P26	779	FHLB C I	11/23/2010	11/23/2011	11/23/2011	0.300%	0.320%	2,000,000	1,999,799.45	2,133.33	2,000,625.00	825.55
148800	313384PQ6	779	FHLB D N	9/21/2011	11/23/2011		0.020%	0.020%	33,700	33,698.82	0.19	33,699.01	0.00
147831	313312PY0	779	FFCB D N	7/20/2011	12/1/2011		0.060%	0.060%	804,000	803,820.44	97.82	803,972.75	54.49
147870	313312PY0	779	FFCB D N	7/25/2011	12/1/2011		0.070%	0.070%	2,000,000	1,999,498.33	264.45	1,999,932.22	169.44
148623	313384QE2	779	FHLB D N	9/7/2011	12/7/2011		0.040%	0.040%	2,617,000	2,616,735.39	69.79	2,616,902.59	97.41
147888	313588QM0	779	FNMA D N	7/27/2011	12/14/2011		0.110%	0.110%	1,500,000	1,499,358.33	302.50	1,499,938.33	277.50
147889	313312QW3	779	FFCB D N	7/27/2011	12/23/2011		0.080%	0.080%	3,000,000	2,999,006.67	440.00	2,999,861.67	415.00
148094	313312QW3	779	FFCB D N	8/4/2011	12/23/2011		0.090%	0.090%	1,930,000	1,929,319.68	279.85	1,929,911.01	311.48
148635	313312RA0	779	FFCB D N	9/8/2011	12/27/2011		0.040%	0.039%	1,000	999.88	0.03	999.95	0.04
148636	313312RA0	779	FFCB D N	9/8/2011	12/27/2011		0.040%	0.040%	1,724,300	1,724,089.25	44.07	1,724,216.66	83.34
148302	313384SX8	779	FHLB D N	8/18/2011	2/10/2012		0.130%	0.130%	1,000,000	999,364.44	158.89	999,926.67	403.34
148357	313384SX8	779	FHLB D N	8/23/2011	2/10/2012		0.115%	0.115%	2,500,000	2,498,634.38	311.46	2,499,816.67	870.83
148280	313396TA1	779	FHLMC D N	8/17/2011	2/13/2012		0.135%	0.135%	81,500	81,444.99	13.75	81,493.89	35.15
148372	313384TE9	779	FHLB D N	8/24/2011	2/17/2012		0.110%	0.110%	1,569,000	1,568,151.43	182.18	1,568,878.84	545.23
148865	313384UR8	779	FHLB D N	9/26/2011	3/23/2012		0.075%	0.075%	1,843,400	1,842,712.57	19.20	1,843,132.71	400.94
148175	313312UV0	779	FFCB D N	8/10/2011	3/27/2012		0.120%	0.120%	1,455,000	1,453,884.50	252.20	1,454,784.18	647.48
148873	3134G2M82	779	FHLMC STEP UP	9/29/2011	3/29/2012		0.750%	0.901%	3,000,000	2,997,750.00	125.00	2,993,437.50	(4,312.50)
148356	313312YW4	779	FFCB D N	8/23/2011	7/2/2012		0.171%	0.171%	2,000,000	1,997,017.00	370.50	1,998,750.00	1,362.50
148495	3134G2YF3	779	FHLMC STEP UP	9/1/2011	9/1/2012	12/1/2011	0.500%	0.500%	1,900,000	1,900,000.00	791.67	1,897,625.00	(2,375.00)
148139	3136FRN41	779	FNMA C I	8/22/2011	8/22/2014	2/22/2012	0.850%	0.874%	1,010,000	1,009,293.00	930.04	1,008,106.25	(1,186.75)
148899	3136FR4E0	779	FNMA STEP UP	9/29/2011	9/28/2014	3/28/2012	1.250%	1.250%	1,500,000	1,500,052.09	156.26	1,494,375.00	(5,625.00)
<b>779 Total</b>									<b>51,911,734</b>	<b>51,895,766.38</b>	<b>8,204.57</b>	<b>51,893,028.08</b>	<b>(6,700.55)</b>
149025	825252869	796	AIM MONEY MARKET - D	9/1/2011	10/1/2011		0.020%	0.020%	64,514	64,513.86	1.06	64,513.86	0.00
<b>796 Total</b>									<b>64,514</b>	<b>64,513.86</b>	<b>1.06</b>	<b>64,513.86</b>	<b>0.00</b>
149026	825252869	1010	AIM MONEY MARKET - D	9/1/2011	10/1/2011		0.020%	0.020%	3,837,356	3,837,355.95	63.32	3,837,355.95	0.00
149027	825252869	1010	AIM MONEY MARKET - D	9/29/2011	10/1/2011		0.020%	0.020%	311,000	311,000.00	0.34	311,000.00	0.00
148422	313312MP2	1010	FFCB D N	8/26/2011	10/5/2011		0.010%	0.010%	3,000,000	2,999,966.67	30.00	2,999,993.33	(3.34)
148239	313396MQ3	1010	FHLMC D N	8/15/2011	10/6/2011		0.040%	0.040%	642,000	641,962.91	33.52	641,998.22	1.79
148275	313588NB7	1010	FNMA D N	8/17/2011	10/17/2011		0.040%	0.040%	2,225,000	2,224,849.19	111.25	2,224,980.22	19.78
148134	313396NE9	1010	FHLMC D N	8/9/2011	10/20/2011		0.050%	0.050%	590,700	590,640.93	43.48	590,693.76	9.35
148394	313312NJ5	1010	FFCB D N	8/25/2011	10/24/2011		0.010%	0.010%	321,600	321,594.64	3.31	321,595.89	(2.06)
148427	313396NR0	1010	FHLMC D N	8/26/2011	10/31/2011		0.030%	0.030%	95,000	94,994.78	2.85	94,998.42	0.79
148351	313396NY5	1010	FHLMC D N	8/23/2011	11/7/2011		0.047%	0.047%	437,500	437,456.59	22.28	437,491.01	12.14
148883	313384NZ8	1010	FHLB D N	9/27/2011	11/8/2011		0.010%	0.010%	1,000,000	999,988.33	1.11	999,978.89	(10.55)
148355	313384PH6	1010	FHLB D N	8/23/2011	11/16/2011		0.020%	0.020%	1,289,500	1,289,439.11	27.94	1,289,467.05	0.00
146083	313312PN4	1010	FFCB D N	3/17/2011	11/21/2011		0.165%	0.165%	1,000,000	998,858.75	907.50	999,971.67	205.42
148831	313384PQ6	1010	FHLB D N	9/22/2011	11/23/2011		0.010%	0.010%	1,000,000	999,982.78	2.50	999,970.56	(14.72)
148402	313396QM8	1010	FHLMC D N	8/25/2011	12/14/2011		0.030%	0.030%	2,931,500	2,931,228.84	90.39	2,931,379.48	60.25
148404	313588RB3	1010	FNMA D N	8/25/2011	12/28/2011		0.061%	0.061%	2,000,000	1,999,576.39	125.39	1,999,902.22	200.44
148884	313312RC6	1010	FFCB D N	9/27/2011	12/29/2011		0.015%	0.015%	300,000	299,988.38	0.50	299,985.17	(3.71)
148750	313588SN6	1010	FFCB D N	9/16/2011	2/1/2012		0.040%	0.040%	1,966,000	1,965,698.55	32.77	1,965,865.66	134.34
148303	313384SX8	1010	FHLB D N	8/18/2011	2/10/2012		0.130%	0.130%	1,000,000	999,364.44	158.89	999,926.67	403.34
148874	3134G2M82	1010	FHLMC STEP UP	9/29/2011	3/29/2012		0.750%	0.901%	2,000,000	1,998,500.00	83.33	1,995,625.00	(2,875.00)
148734	313312A67	1010	FFCB D N	9/15/2011	8/3/2012		0.170%	0.170%	831,500	830,231.73	62.82	830,720.47	425.92

**MIAMI-DADE COUNTY**  
**REPORT WRITER**  
**AS OF DATE: September 30, 2011**  
**SORTING ORDER: FUND ICC#**

INVSMT NUMBER	CUSIP NUMBER	FUND NUMBER	DESCRIPTION	PURCHASE SET DATE	MATURITY DATE	CALL DATE	INTEREST RATE	YTM TRADING	SCHEDULED PAR VALUE	CURRENT BOOK VALUE	PERIOD-END INTEREST ACCRL	MARKET VALUE	UNREALIZED GAIN/LOSS
<b>1010 Total</b>									<b>26,778,656</b>	<b>26,772,678.96</b>	<b>1,803.49</b>	<b>26,772,899.64</b>	<b>(1,435.82)</b>
149029	316175108	1022	FIDELITY GOVT FUND -	9/1/2011	10/1/2011		0.010%	0.010%	63,770	63,770.05	0.52	63,770.05	0.00
<b>1022 Total</b>									<b>63,770</b>	<b>63,770.05</b>	<b>0.52</b>	<b>63,770.05</b>	<b>0.00</b>
148834	313588QU2	1047	FNMA D N	9/22/2011	12/21/2011		0.020%	0.020%	5,744,000	5,743,712.80	28.72	5,743,741.52	0.00
<b>1047 Total</b>									<b>5,744,000</b>	<b>5,743,712.80</b>	<b>28.72</b>	<b>5,743,741.52</b>	<b>0.00</b>
148848	313384QW2	1048	FHLB D N	9/23/2011	12/23/2011		0.025%	0.025%	1,013,000	1,012,935.98	5.63	1,012,953.29	11.68
146995	313312RS1	1048	FFCB D N	5/26/2011	1/12/2012		0.100%	0.100%	30,000	29,980.75	10.67	29,998.28	6.86
146614	31331KJP6	1048	FFCB - BULLET	5/2/2011	5/2/2012		0.260%	0.274%	8,000,000	7,998,880.00	8,608.89	8,000,000.00	1,120.00
147455	3134G2NA6	1048	FHLMC C I	6/28/2011	6/28/2013	12/28/2011	0.600%	0.600%	1,500,000	1,500,000.00	2,325.00	1,500,000.00	0.00
147399	3135GOBN2	1048	FNMA C I	6/27/2011	6/27/2014	6/27/2012	1.000%	1.051%	5,000,000	4,992,500.00	13,055.56	5,015,625.00	23,125.00
<b>1048 Total</b>									<b>15,543,000</b>	<b>15,534,296.73</b>	<b>24,005.75</b>	<b>15,558,576.57</b>	<b>24,263.54</b>
149030	316175108	1049	FIDELITY GOVT FUND -	9/1/2011	10/1/2011		0.010%	0.010%	8,504,000	8,504,000.00	69.91	8,504,000.00	0.00
149031	316175108	1049	FIDELITY GOVT FUND -	9/7/2011	10/1/2011		0.010%	0.010%	7,970,000	7,970,000.00	52.41	7,970,000.00	0.00
149033	316175108	1049	FIDELITY GOVT FUND -	9/28/2011	10/1/2011		0.010%	0.010%	3,198,000	3,198,000.00	2.63	3,198,000.00	0.00
148423	313312MP2	1049	FFCB D N	8/26/2011	10/5/2011		0.010%	0.010%	1,296,000	1,295,985.60	12.96	1,295,997.12	(1.44)
148490	313396MQ3	1049	FHLMC D N	9/1/2011	10/6/2011		0.010%	0.010%	5,507,000	5,506,946.46	45.89	5,506,984.70	(7.65)
148732	313396MQ3	1049	FHLMC D N	9/15/2011	10/6/2011		0.005%	0.005%	7,831,500	7,831,477.16	17.40	7,831,478.25	(16.31)
148727	313396MV2	1049	FHLMC D N	9/15/2011	10/11/2011		0.010%	0.010%	3,055,000	3,054,977.94	13.58	3,054,983.03	(8.49)
148449	313396MW0	1049	FHLMC D N	8/30/2011	10/12/2011		0.020%	0.020%	4,500,000	4,499,892.50	80.00	4,499,972.50	0.00
148092	313588MW2	1049	FNMA D N	8/4/2011	10/12/2011		0.050%	0.052%	300	299.97	0.03	300.00	0.00
148728	313588MW2	1049	FNMA D N	9/15/2011	10/12/2011		0.010%	0.010%	1,400,000	1,399,989.50	6.22	1,399,991.44	(4.28)
148708	313384ND7	1049	FHLB D N	9/14/2011	10/19/2011		0.010%	0.010%	2,100,000	2,099,979.58	9.92	2,099,979.00	(10.50)
148792	313588ND3	1049	FNMA D N	9/21/2011	10/19/2011		0.005%	0.005%	2,225,000	2,224,991.35	3.09	2,224,977.75	(16.69)
148795	313396NE9	1049	FHLMC D N	9/21/2011	10/20/2011		0.005%	0.005%	4,859,300	4,859,280.43	6.75	4,859,248.71	(38.47)
148171	313588NS0	1049	FNMA D N	8/10/2011	11/1/2011		0.050%	0.050%	4,700,100	4,699,558.18	339.45	4,700,019.05	121.42
148830	313588NT8	1049	FNMA D N	9/22/2011	11/2/2011		0.010%	0.010%	670,000	669,992.37	1.67	669,988.09	(5.95)
148888	313588PF6	1049	FNMA D N	9/28/2011	11/14/2011		0.005%	0.005%	3,000,000	2,999,980.42	1.25	2,999,926.67	(55.00)
148833	313384PK9	1049	FHLB D N	9/22/2011	11/18/2011		0.010%	0.010%	2,000,000	1,999,968.33	5.00	1,999,946.67	(26.66)
148832	313384PQ6	1049	FHLB D N	9/22/2011	11/23/2011		0.010%	0.010%	4,982,000	4,981,914.20	12.45	4,981,853.31	(73.34)
<b>1049 Total</b>									<b>67,798,200</b>	<b>67,797,233.99</b>	<b>680.61</b>	<b>67,797,646.29</b>	<b>(143.36)</b>
149051	316175108	1053	FIDELITY GOVT FUND -	9/1/2011	10/1/2011		0.010%	0.010%	2,680,300	2,680,300.00	22.03	2,680,300.00	0.00
149056	316175108	1053	FIDELITY GOVT FUND -	9/27/2011	10/1/2011		0.010%	0.010%	5,001,000	5,001,000.00	5.48	5,001,000.00	0.00
149057	316175108	1053	FIDELITY GOVT FUND -	9/28/2011	10/1/2011		0.010%	0.010%	5,150,000	5,150,000.00	4.23	5,150,000.00	0.00
148424	313312MP2	1053	FFCB D N	8/26/2011	10/5/2011		0.010%	0.010%	1,558,000	1,557,982.69	15.58	1,557,996.54	(1.73)
147734	313384MP1	1053	FHLB D N	7/13/2011	10/5/2011		0.030%	0.030%	3,500,000	3,499,755.00	233.33	3,499,992.22	3.89
147890	313384MP1	1053	FHLB D N	7/27/2011	10/5/2011		0.103%	0.103%	3,102,000	3,101,378.74	585.76	3,101,993.11	28.61
147688	313588MP7	1053	FNMA D N	7/11/2011	10/5/2011		0.040%	0.040%	7,314,000	7,313,301.11	666.38	7,313,983.75	16.26
148725	313396MQ3	1053	FHLMC D N	9/15/2011	10/6/2011		0.010%	0.010%	2,200,000	2,199,987.17	9.78	2,199,993.89	(3.06)
148169	313384MW6	1053	FHLB D N	8/10/2011	10/12/2011		0.040%	0.040%	8,000,000	7,999,440.00	462.22	7,999,951.11	48.89
148106	313588MW2	1053	FNMA D N	8/5/2011	10/12/2011		0.020%	0.020%	2,660,000	2,659,899.51	84.23	2,659,983.74	0.00
148444	313588NB7	1053	FNMA D N	8/29/2011	10/17/2011		0.040%	0.040%	618,000	617,966.35	22.66	617,994.51	5.50
147799	313588ND3	1053	FNMA D N	7/19/2011	10/19/2011		0.030%	0.030%	3,000,000	2,999,770.00	185.00	2,999,970.00	15.00
148124	313588ND3	1053	FNMA D N	8/8/2011	10/19/2011		0.040%	0.040%	4,600,000	4,599,632.00	276.00	4,599,954.00	46.00
146565	313312NJ5	1053	FFCB D N	4/20/2011	10/24/2011		0.140%	0.140%	3,000,000	2,997,818.33	1,913.34	2,999,961.67	230.00
146994	313312NJ5	1053	FFCB D N	5/26/2011	10/24/2011		0.075%	0.075%	2,000,000	1,999,370.83	533.34	1,999,974.44	70.27
147045	313312NJ5	1053	FFCB D N	5/31/2011	10/24/2011		0.075%	0.075%	7,004,000	7,001,869.62	1,794.77	7,003,910.50	246.11
148709	313312NK2	1053	FFCB D N	9/14/2011	10/25/2011		0.010%	0.010%	6,781,000	6,780,922.77	32.02	6,780,909.59	(45.20)
148445	313396NK5	1053	FHLMC D N	8/29/2011	10/25/2011		0.040%	0.040%	700,000	699,955.67	25.66	699,990.67	9.34
148693	313384NL9	1053	FHLB D N	9/13/2011	10/26/2011		0.010%	0.010%	4,000,000	3,999,952.22	20.00	3,999,944.44	(27.78)
147800	313588NL5	1053	FNMA D N	7/19/2011	10/26/2011		0.040%	0.040%	2,100,000	2,099,769.00	172.67	2,099,970.83	29.16
148170	313588NL5	1053	FNMA D N	8/10/2011	10/26/2011		0.060%	0.060%	2,301,000	2,300,704.71	199.42	2,300,968.04	63.91
148620	313396NR0	1053	FHLMC D N	9/7/2011	10/31/2011		0.025%	0.025%	8,000,000	7,999,700.00	133.33	7,999,866.67	33.34
148172	313588NS0	1053	FNMA D N	8/10/2011	11/1/2011		0.050%	0.050%	644,900	644,825.66	46.57	644,888.89	16.66
148621	313396NT6	1053	FHLMC D N	9/7/2011	11/2/2011		0.025%	0.025%	4,700,000	4,699,817.22	78.33	4,699,916.44	20.89
148276	313588NT8	1053	FNMA D N	8/17/2011	11/2/2011		0.050%	0.050%	4,200,000	4,199,550.83	262.50	4,199,925.33	112.00
148446	313384NV7	1053	FHLB D N	8/29/2011	11/4/2011		0.030%	0.030%	5,355,000	5,354,701.01	147.26	5,354,898.85	50.58

**MIAMI-DADE COUNTY**  
**REPORT WRITER**  
**AS OF DATE: September 30, 2011**  
**SORTING ORDER: FUND ICC#**

INVSMT NUMBER	CUSIP NUMBER	FUND NUMBER	DESCRIPTION	PURCHASE SET DATE	MATURITY DATE	CALL DATE	INTEREST RATE	YTM TRADING	SCHEDULED PAR VALUE	CURRENT BOOK VALUE	PERIOD-END INTEREST ACCRL	MARKET VALUE	UNREALIZED GAIN/LOSS
148461	313588NY7	1053	FNMA D N	8/31/2011	11/7/2011		0.025%	0.025%	2,000,000	1,999,905.56	43.05	1,999,958.89	10.28
147983	313312NZ9	1053	FFCB D N	8/1/2011	11/8/2011		0.170%	0.170%	4,872,000	4,869,722.34	1,403.41	4,871,897.15	771.40
147869	313396PA5	1053	FHLMC D N	7/25/2011	11/9/2011		0.075%	0.075%	7,306,000	7,304,371.37	1,035.02	7,305,841.70	435.31
148400	313588PA7	1053	FNMA D N	8/25/2011	11/9/2011		0.030%	0.030%	1,972,200	1,972,075.09	60.81	1,972,157.27	21.37
148061	313588PB5	1053	FNMA D N	8/3/2011	11/10/2011		0.110%	0.110%	6,912,400	6,910,309.00	1,246.15	6,912,246.39	691.24
148301	313384PF0	1053	FHLB D N	8/18/2011	11/14/2011		0.040%	0.040%	7,494,000	7,493,267.25	366.38	7,493,816.81	183.18
148777	313312PG9	1053	FFCB D N	9/20/2011	11/15/2011		0.010%	0.010%	2,000,000	1,999,968.89	6.11	1,999,950.00	(25.00)
148803	313312PG9	1053	FFCB D N	9/20/2011	11/15/2011		0.010%	0.010%	2,000,000	1,999,968.88	6.11	1,999,950.00	(24.99)
148062	313312PH7	1053	FFCB D N	8/3/2011	11/16/2011		0.110%	0.110%	2,500,000	2,499,197.92	450.69	2,499,936.11	287.50
148462	313384PH6	1053	FHLB D N	8/31/2011	11/16/2011		0.020%	0.020%	1,026,000	1,025,956.11	17.67	1,025,973.78	0.00
148093	313588PH2	1053	FNMA D N	8/4/2011	11/16/2011		0.090%	0.090%	3,800,000	3,799,012.00	551.00	3,799,902.89	339.89
148765	313396PN7	1053	FHLMC D N	9/19/2011	11/21/2011		0.020%	0.020%	5,661,000	5,660,801.87	37.74	5,660,839.61	(0.01)
148277	313384PQ6	1053	FHLB D N	8/17/2011	11/23/2011		0.055%	0.055%	7,150,000	7,148,929.49	491.56	7,149,789.47	368.42
148463	313396PV9	1053	FHLMC D N	8/31/2011	11/28/2011		0.020%	0.020%	5,000,000	4,999,752.78	86.11	4,999,838.89	0.00
148273	313588PV1	1053	FNMA D N	8/17/2011	11/28/2011		0.061%	0.061%	3,100,000	3,099,458.96	236.38	3,099,900.11	204.77
148465	313384PX1	1053	FHLB D N	8/31/2011	11/30/2011		0.025%	0.025%	7,608,000	7,607,519.22	163.78	7,607,746.40	63.40
148788	313312QC7	1053	FFCB D N	9/21/2011	12/5/2011		0.035%	0.035%	2,500,000	2,499,817.71	24.31	2,499,909.72	67.70
148274	313588QC2	1053	FNMA D N	8/17/2011	12/5/2011		0.061%	0.061%	5,000,000	4,999,068.06	381.25	4,999,819.44	370.13
148369	313396QD8	1053	FHLMC D N	8/24/2011	12/6/2011		0.030%	0.030%	4,505,000	4,504,609.57	142.66	4,504,834.82	82.59
148624	313384QE2	1053	FHLB D N	9/7/2011	12/7/2011		0.040%	0.040%	6,536,000	6,535,339.14	174.29	6,535,756.72	243.29
148272	313588QE8	1053	FNMA D N	8/17/2011	12/7/2011		0.070%	0.070%	2,368,000	2,367,484.30	207.20	2,367,911.86	220.36
148695	313384QG7	1053	FHLB D N	9/13/2011	12/9/2011		0.040%	0.040%	4,000,000	3,999,613.33	80.00	3,999,846.67	153.34
148204	313396QK2	1053	FHLMC D N	8/11/2011	12/12/2011		0.065%	0.065%	4,120,000	4,119,085.02	379.38	4,119,835.20	370.80
148464	313396QK2	1053	FHLMC D N	8/31/2011	12/12/2011		0.040%	0.040%	1,000,000	999,885.56	34.44	999,960.00	40.00
148403	313396QM8	1053	FHLMC D N	8/25/2011	12/14/2011		0.030%	0.030%	3,058,200	3,057,917.12	94.29	3,058,074.27	62.86
148207	313588QM0	1053	FNMA D N	8/11/2011	12/14/2011		0.075%	0.075%	3,000,000	2,999,218.75	318.75	2,999,876.67	339.17
148891	313588QM0	1053	FNMA D N	9/28/2011	12/14/2011		0.015%	0.015%	1,057,000	1,056,966.09	1.32	1,056,956.55	(10.86)
148271	313588QS7	1053	FNMA D N	8/17/2011	12/19/2011		0.080%	0.080%	7,000,000	6,998,071.11	700.00	6,999,692.78	921.67
148370	313396QT3	1053	FHLMC D N	8/24/2011	12/20/2011		0.040%	0.040%	4,000,000	3,999,475.56	168.89	3,999,822.22	177.77
148448	313396QU0	1053	FHLMC D N	8/29/2011	12/21/2011		0.040%	0.040%	2,707,000	2,706,657.11	99.26	2,706,878.19	121.82
148603	313396QU0	1053	FHLMC D N	9/6/2011	12/21/2011		0.042%	0.042%	5,642,000	5,641,302.27	164.56	5,641,746.11	279.28
148847	313588QU2	1053	FNMA D N	9/23/2011	12/21/2011		0.020%	0.020%	897,000	896,955.65	3.99	896,959.64	(0.01)
148859	313384QW2	1053	FHLB D N	9/26/2011	12/23/2011		0.020%	0.020%	6,833,000	6,832,665.94	18.98	6,832,684.92	0.00
148637	313312RA0	1053	FFCB D N	9/8/2011	12/27/2011		0.040%	0.040%	9,679,700	9,678,516.93	247.37	9,679,232.15	467.85
148447	313396RA3	1053	FHLMC D N	8/29/2011	12/27/2011		0.050%	0.050%	1,000,000	999,833.33	45.83	999,951.67	72.51
148802	313384RX9	1053	FHLB D N	9/21/2011	1/17/2012		0.050%	0.050%	1,000,000	999,836.11	13.89	999,940.00	90.00
148521	313396RX3	1053	FHLMC D N	9/2/2011	1/17/2012		0.060%	0.060%	2,201,000	2,200,497.44	106.38	2,200,867.94	264.12
148782	313396RX3	1053	FHLMC D N	9/20/2011	1/17/2012		0.040%	0.040%	3,515,000	3,514,535.24	42.96	3,514,789.10	210.90
148835	313588RX5	1053	FNMA D N	9/22/2011	1/17/2012		0.045%	0.045%	800,000	799,883.00	9.00	799,952.00	60.00
148241	313384RY7	1053	FHLB D N	8/15/2011	1/18/2012		0.125%	0.125%	4,365,000	4,362,635.63	712.34	4,364,735.68	1,387.71
148696	313384RY7	1053	FHLB D N	9/13/2011	1/18/2012		0.060%	0.060%	1,570,000	1,569,667.68	47.10	1,569,904.93	190.15
148836	313396RY1	1053	FHLMC D N	9/22/2011	1/18/2012		0.030%	0.030%	1,650,000	1,649,837.75	12.38	1,649,900.08	49.95
148892	313588SN6	1053	FNMA D N	9/28/2011	2/1/2012		0.050%	0.050%	1,350,000	1,349,763.75	5.63	1,349,907.75	138.37
									<b>261,924,700</b>	<b>261,888,726.32</b>	<b>18,370.31</b>	<b>261,917,731.78</b>	<b>10,666.87</b>
149041	316175108	1055	FIDELITY GOVT FUND -	9/1/2011	10/1/2011		0.010%	0.010%	16,000	16,000.00	0.13	16,000.00	0.00
149042	316175108	1055	FIDELITY GOVT FUND -	9/29/2011	10/1/2011		0.010%	0.010%	691,500	691,500.00	0.38	691,500.00	0.00
									<b>707,500</b>	<b>707,500.00</b>	<b>0.51</b>	<b>707,500.00</b>	<b>0.00</b>
149043	316175108	1056	FIDELITY GOVT FUND -	9/1/2011	10/1/2011		0.010%	0.010%	3,000	3,000.00	0.02	3,000.00	0.00
149044	316175108	1056	FIDELITY GOVT FUND -	9/29/2011	10/1/2011		0.010%	0.010%	407,000	407,000.00	0.23	407,000.00	0.00
									<b>410,000</b>	<b>410,000.00</b>	<b>0.25</b>	<b>410,000.00</b>	<b>0.00</b>
<b>Grand Total</b>									<b>3,270,384,213</b>	<b>3,268,313,469.37</b>	<b>3,802,595.93</b>	<b>3,277,760,743.90</b>	<b>8,450,914.88</b>