



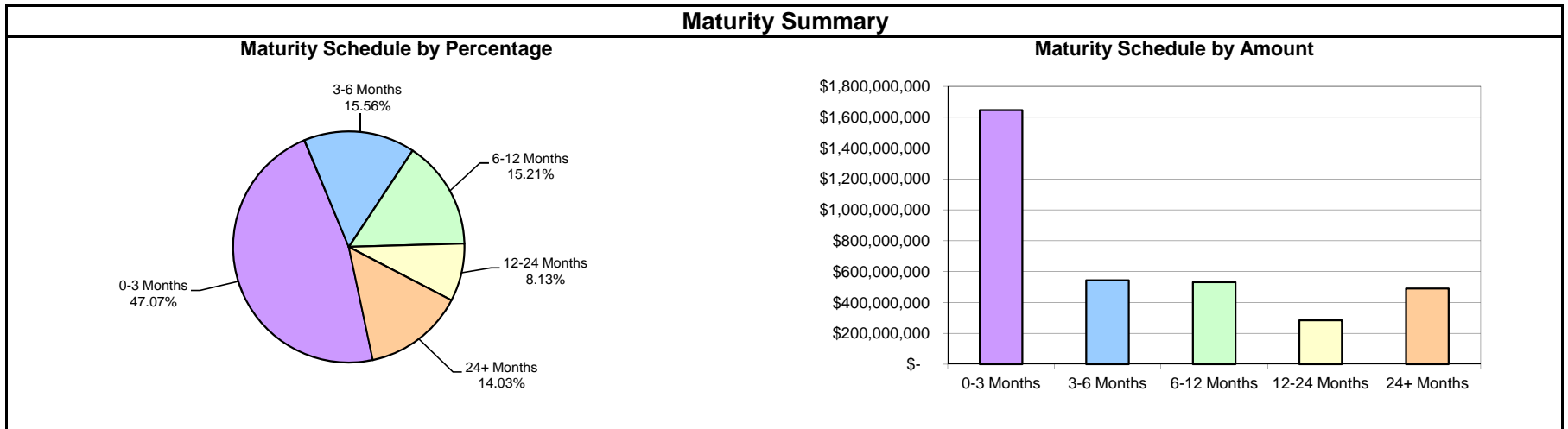
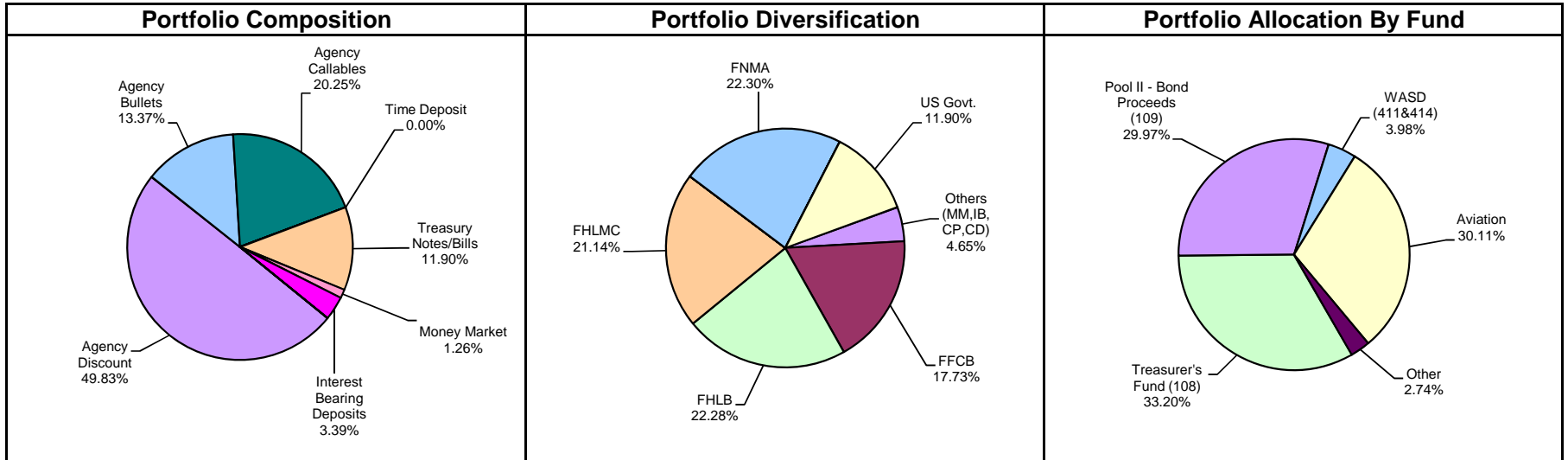
Monthly Summary Investment Report

For the Period Ended

September 30, 2012



Miami-Dade County Total Portfolio Summary September 30, 2012



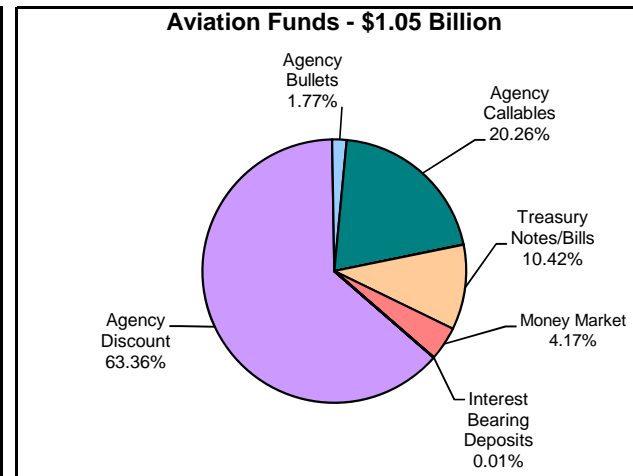
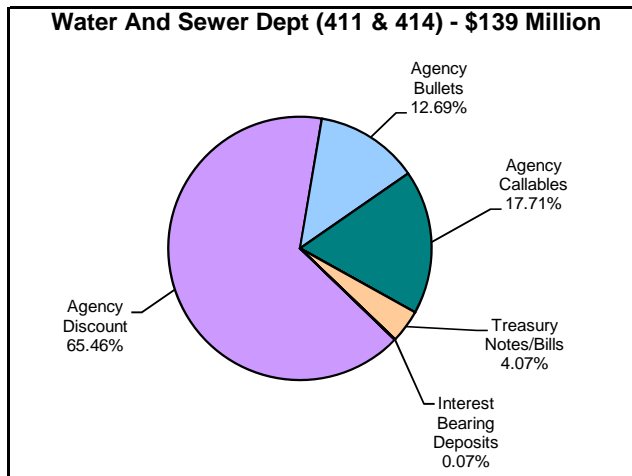
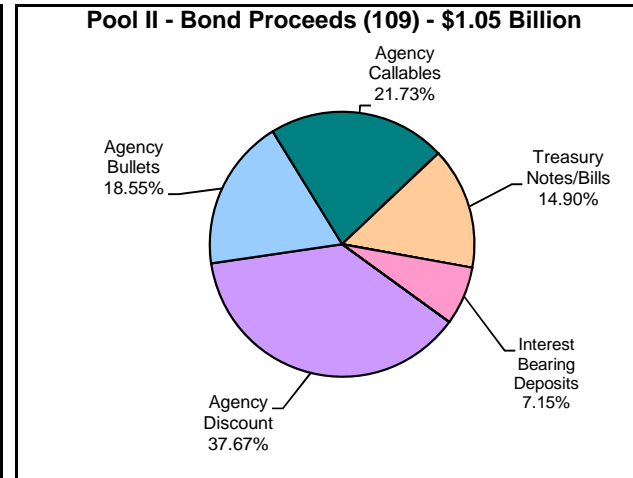
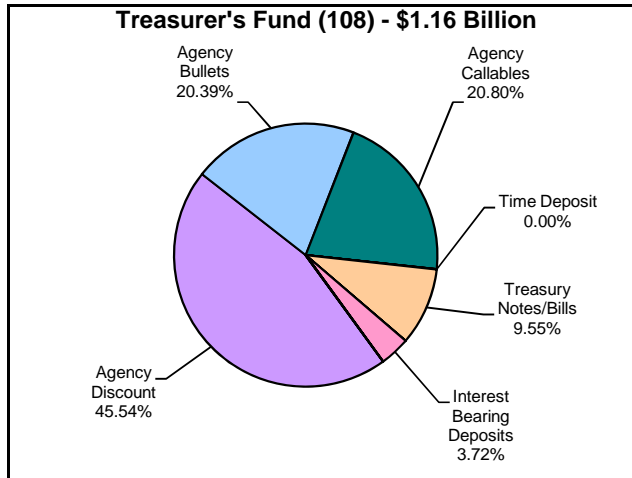
**Miami-Dade County
Summary Statement
September 30, 2012**

Portfolio Summary					
	Current 9/30/2012	Previous Month 8/31/2012	Change from Prior Month	Prior Quarter 6/30/2012	Change from Prior Quarter
Par Value	\$ 3,498,419,679.61	\$ 3,554,403,586.37	\$ (55,983,906.76)	\$ 2,954,316,284.34	\$ 544,103,395.27
Book Value	\$ 3,497,144,429.69	\$ 3,553,010,896.60	\$ (55,866,466.91)	\$ 2,953,193,271.16	\$ 543,951,158.53
Market Value	\$ 3,504,107,702.06	\$ 3,560,253,258.34	\$ (56,145,556.28)	\$ 2,959,669,308.98	\$ 544,438,393.08
Market Value as a % of Book Value	100.20%	100.20%	0.00%	100.22%	-0.02%
Accrued Interest	\$ 3,073,249.74	\$ 3,849,003.85	\$ (775,754.11)	\$ 3,142,968.69	\$ (69,718.95)
Total Value (Market Value+ Accrued Interest)	\$ 3,507,180,951.80	\$ 3,564,102,262.19	\$ (56,921,310.39)	\$ 2,962,812,277.67	\$ 544,368,674.13
Interest Earned (Current Month)	\$ 1,259,203.05	\$ 1,198,658.81	\$ 60,544.24	\$ 1,180,641.56	\$ 78,561.49
Interest Earned Fiscal YTD (10/1 - 9/30)	\$ 14,752,186.19	\$ 13,492,980.09	\$ 1,259,206.10	\$ 11,164,929.85	\$ 3,587,256.34
Unrealized Gain (Loss)	\$ 6,963,272.37	\$ 7,242,361.74	\$ (279,089.37)	\$ 6,476,037.82	\$ 487,234.55
Weighted Average Days to Maturity	332.68	293.6	39.1	288.6	44.1
Weighted Average Days to Call	164.8	152.2	12.6	161.8	3.1
Yield to Maturity	0.42%	0.41%	0.01%	0.46%	-0.04%
Earned Income Yield for Period	0.45%	0.41%	0.04%	0.49%	-0.04%
Earned Income Yield for Year to Date	0.48%	0.49%	-0.01%	0.50%	-0.02%

Yield Maturity Breakdown	Policy Compliance															
	Security Type	% Limit	Current %	Result												
<p>Yield Maturity Breakdown Data:</p> <table border="1"> <tr><th>Term</th><th>Yield</th></tr> <tr><td>0-3 Months</td><td>0.14%</td></tr> <tr><td>3-6 Months</td><td>0.38%</td></tr> <tr><td>6-12 Months</td><td>0.49%</td></tr> <tr><td>12-24 Months</td><td>0.81%</td></tr> <tr><td>24-36 Months</td><td>1.07%</td></tr> </table>	Term	Yield	0-3 Months	0.14%	3-6 Months	0.38%	6-12 Months	0.49%	12-24 Months	0.81%	24-36 Months	1.07%	Treasuries	100%	11.90%	PASS
	Term	Yield														
	0-3 Months	0.14%														
	3-6 Months	0.38%														
	6-12 Months	0.49%														
	12-24 Months	0.81%														
	24-36 Months	1.07%														
	Agencies	100%	63.19%	PASS												
	Agency Callables	25%	20.25%	PASS												
	Commercial Paper	50%	0.00%	PASS												
	-CP Single Issuer Max	5%	0.00%	PASS												
	Banker's Acceptance	25%	0.00%	PASS												
	Time Deposits	20%	0.00%	PASS												
	SBA/Investment Pools	50%	0.00%	PASS												
	Money Market Funds	30%	1.26%	PASS												
Interest Bearing Deposit	20%	3.39%	PASS													
Open/Closed End Funds	5%	0.00%	PASS													

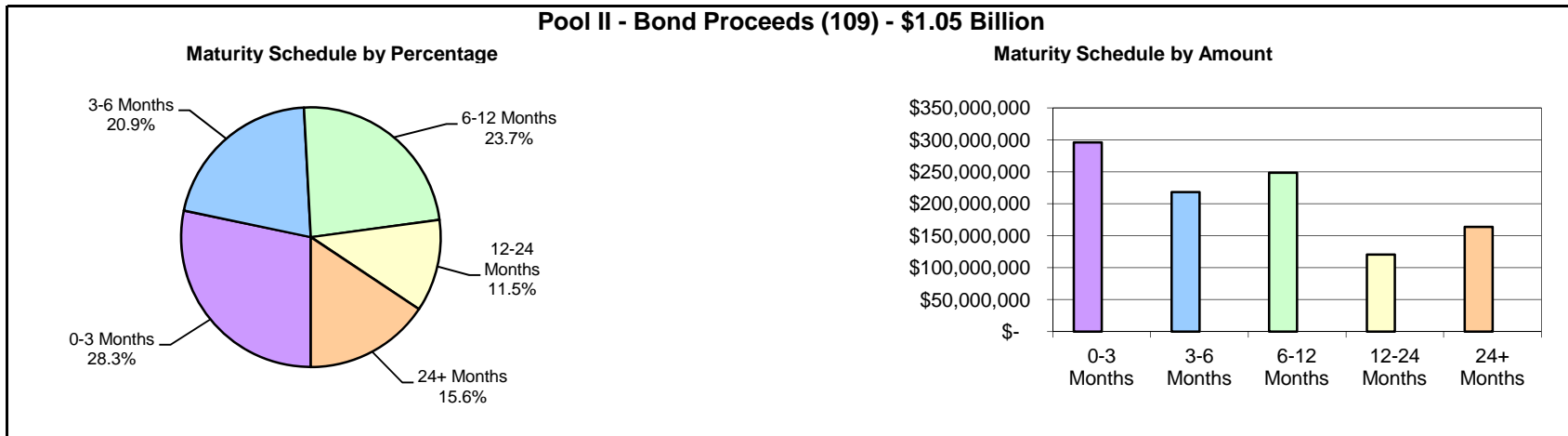

Note: The County currently holds \$671.1 million in cash deposits with Wells Fargo Bank due to a high earnings credit rate of 0.25%. These balances offset the cost of banking services. They are not included in the investment portfolio data presented here.

Miami-Dade County Portfolio Composition September 30, 2012

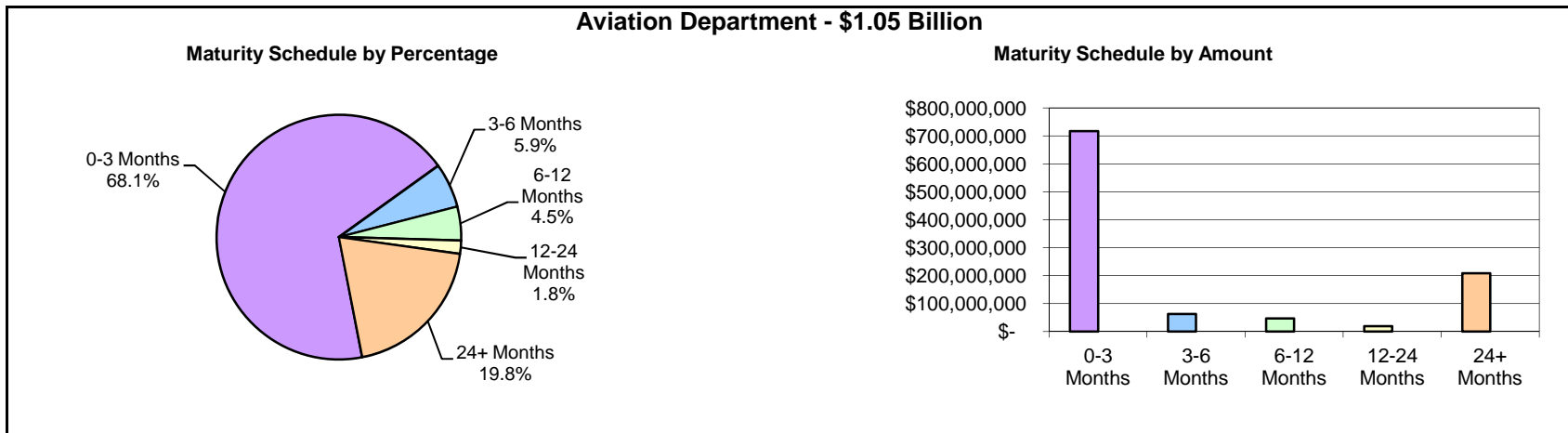
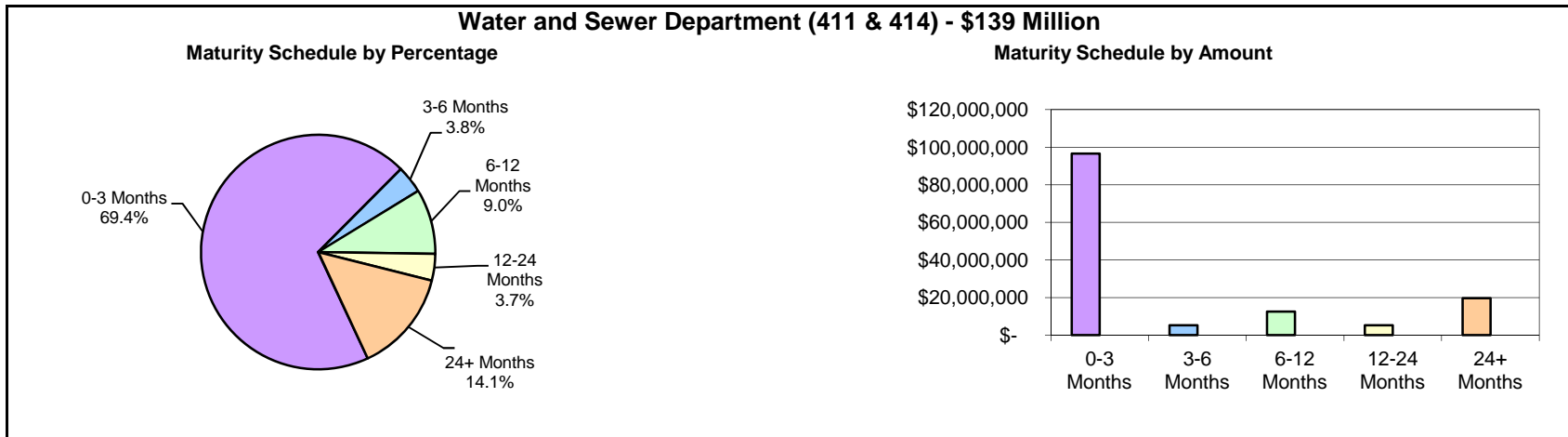


Note: Graphs above do not include miscellaneous funds totaling \$96 million and representing 2.7% of the portfolio.

Miami-Dade County Maturity Breakdown September 30, 2012

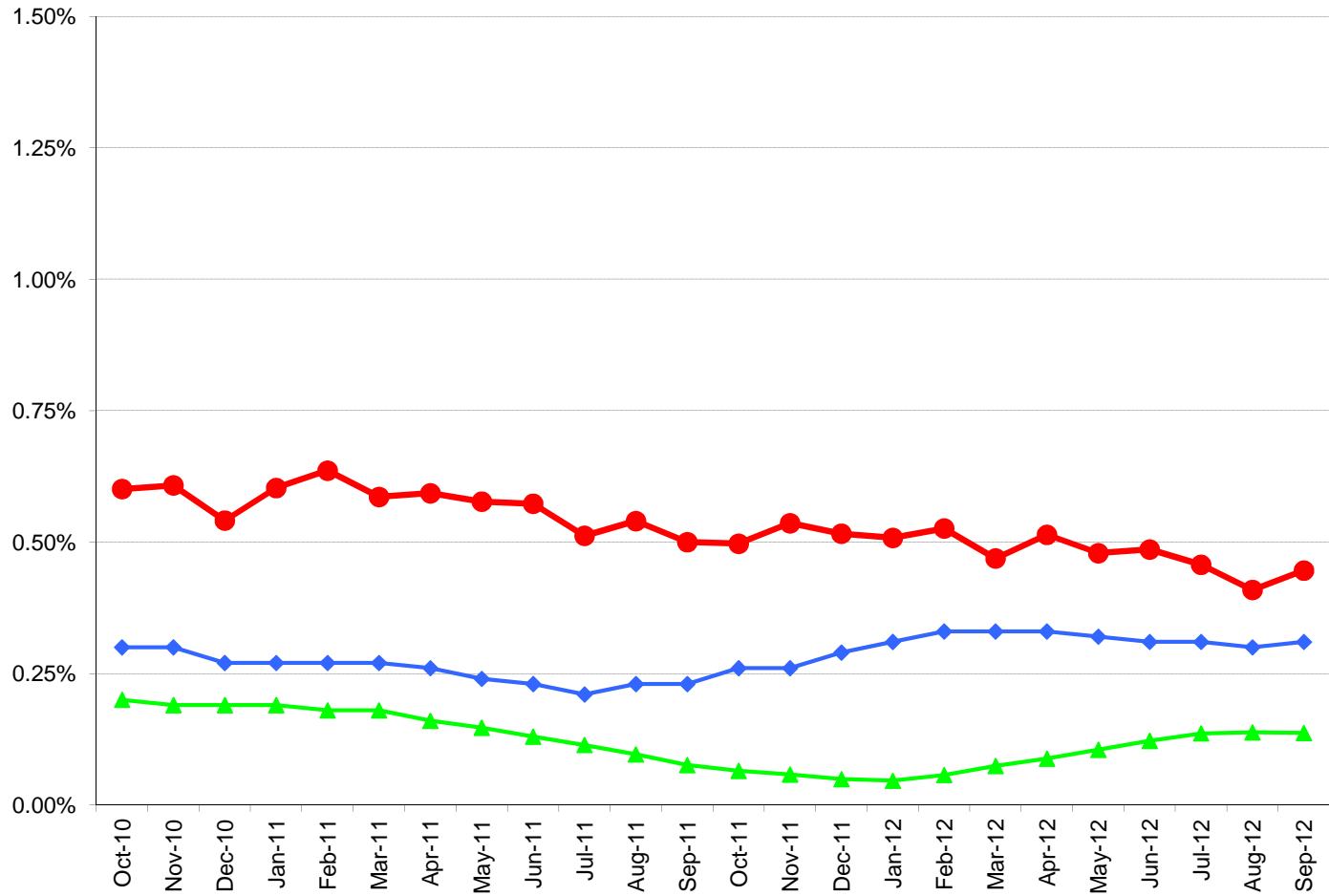


Miami-Dade County Maturity Breakdown September 30, 2012



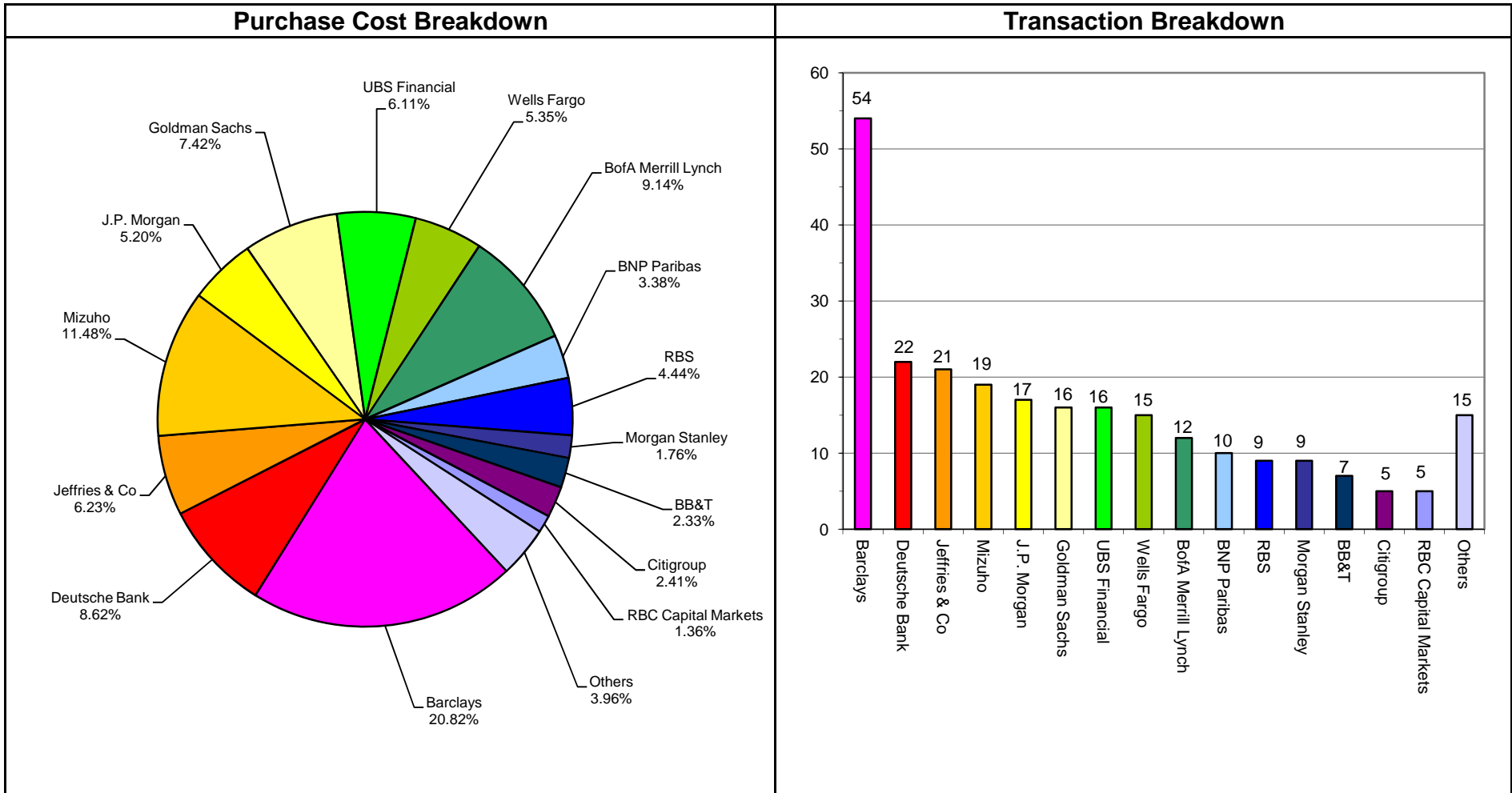
Note: Graphs above do not include miscellaneous funds totaling \$96 million and representing 2.7% of the portfolio.

Miami-Dade County Benchmark Comparisons September 30, 2012



	Oct-10	Nov-10	Dec-10	Jan-11	Feb-11	Mar-11	Apr-11	May-11	Jun-11	Jul-11	Aug-11	Sep-11	Oct-11	Nov-11	Dec-11	Jan-12	Feb-12	Mar-12	Apr-12	May-12	Jun-12	Jul-12	Aug-12	Sep-12
● Miami-Dade - Earned Income Yield	0.60%	0.61%	0.54%	0.60%	0.64%	0.59%	0.59%	0.58%	0.57%	0.51%	0.54%	0.50%	0.50%	0.54%	0.52%	0.51%	0.53%	0.47%	0.51%	0.48%	0.49%	0.46%	0.41%	0.45%
◆ Monthly Avg - Florida SBA Pool	0.30%	0.30%	0.27%	0.27%	0.27%	0.26%	0.24%	0.23%	0.21%	0.23%	0.23%	0.26%	0.26%	0.29%	0.31%	0.33%	0.33%	0.33%	0.32%	0.31%	0.31%	0.30%	0.31%	
▲ 6-Month Avg of 180-day T-Bill	0.20%	0.19%	0.19%	0.19%	0.18%	0.18%	0.16%	0.15%	0.13%	0.11%	0.10%	0.08%	0.07%	0.06%	0.05%	0.05%	0.06%	0.07%	0.09%	0.11%	0.12%	0.14%	0.14%	

Miami-Dade County Broker Purchase Distribution September 30, 2012





Detail Security Holdings Report

For the Period Ended

September 30, 2012



MIAMI-DADE COUNTY
REPORT WRITER
AS OF DATE: September 30 ,2012
SORTING ORDER: FUND ICC#

INVSMT NUMBER	CUSIP NUMBER	FUND NUMBER	DESCRIPTION	PURCHASE SET DATE	MATURITY DATE	CALL DATE	INTEREST RATE	YTM TRADING	SCHEDULED PAR VALUE	CURRENT BOOK VALUE	PERIOD-END INTEREST ACCRL	MARKET VALUE	UNREALIZED GAIN/LOSS
149993	313588H99	108	FNMA D N	12/14/2011	10/1/2012		0.100%	0.100%	1,922,000	1,920,441.04	1,558.96	1,922,000.00	0.00
150467	313396H97	108	FHLMC D N	1/31/2012	10/1/2012		0.110%	0.110%	375,000	374,720.42	279.58	375,000.00	0.00
150946	313396H97	108	FHLMC D N	2/22/2012	10/1/2012		0.145%	0.145%	1,400,000	1,398,748.17	1,251.83	1,400,000.00	0.00
151011	313396H97	108	FHLMC D N	2/28/2012	10/1/2012		0.150%	0.150%	2,000,000	1,998,200.00	1,800.00	2,000,000.00	0.00
151194	WACHOVMM7	108	WACHOVIA MMKT LOC SB	3/1/2012	10/1/2012		0.020%	0.020%	3,887,062	3,887,061.65	0.00	3,887,061.65	0.00
151195	WACHOVIA8	108	WACHOVIA INT BEARING	3/1/2012	10/1/2012		0.026%	0.026%	39,286,623	39,286,623.11	0.00	39,286,623.11	0.00
151215	313396H97	108	FHLMC D N	3/8/2012	10/1/2012		0.150%	0.150%	4,700,000	4,695,946.25	4,053.75	4,700,000.00	0.00
151270	313396H97	108	FHLMC D N	3/13/2012	10/1/2012		0.150%	0.150%	3,400,000	3,397,138.33	2,861.67	3,400,000.00	0.00
151279	313396H97	108	FHLMC D N	3/14/2012	10/1/2012		0.170%	0.170%	1,600,000	1,598,481.33	1,518.67	1,600,000.00	0.00
151341	313588H99	108	FNMA D N	3/21/2012	10/1/2012		0.165%	0.165%	10,900,000	10,890,308.08	9,691.92	10,900,000.00	0.00
151345	313396H97	108	FHLMC D N	3/21/2012	10/1/2012		0.170%	0.170%	4,614,000	4,609,773.06	4,226.94	4,614,000.00	0.00
151386	313396H97	108	FHLMC D N	3/26/2012	10/1/2012		0.155%	0.155%	31,070,000	31,044,716.79	25,283.21	31,070,000.00	0.00
151443	313396H97	108	FHLMC D N	3/30/2012	10/1/2012		0.150%	0.150%	1,285,000	1,284,009.48	990.52	1,285,000.00	0.00
151472	313396H97	108	FHLMC D N	4/3/2012	10/1/2012		0.153%	0.153%	10,000,000	9,992,307.50	7,692.50	10,000,000.00	0.00
151485	313396H97	108	FHLMC D N	4/4/2012	10/1/2012		0.160%	0.160%	3,000,000	2,997,600.00	2,400.00	3,000,000.00	0.00
151499	313396H97	108	FHLMC D N	4/5/2012	10/1/2012		0.160%	0.160%	5,000,000	4,996,022.22	3,977.78	5,000,000.00	0.00
151500	313396H97	108	FHLMC D N	4/5/2012	10/1/2012		0.153%	0.153%	2,250,000	2,248,288.31	1,711.69	2,250,000.00	0.00
151526	313396H97	108	FHLMC D N	4/9/2012	10/1/2012		0.155%	0.155%	27,000,000	26,979,656.25	20,343.75	27,000,000.00	0.00
151542	313384H93	108	FHLB D N	4/10/2012	10/1/2012		0.170%	0.170%	200,000	199,835.67	164.33	200,000.00	0.00
151615	313396H97	108	FHLMC D N	4/16/2012	10/1/2012		0.145%	0.145%	6,067,000	6,062,894.66	4,105.34	6,067,000.00	0.00
152070	313588H99	108	FNMA D N	5/31/2012	10/1/2012		0.160%	0.160%	490,000	489,732.13	267.87	490,000.00	0.00
150454	313396J20	108	FHLMC D N	1/30/2012	10/2/2012		0.110%	0.110%	213,000	212,839.90	159.45	212,999.82	0.47
150851	313396J20	108	FHLMC D N	2/16/2012	10/2/2012		0.160%	0.160%	2,600,000	2,597,353.78	2,634.66	2,599,997.83	9.39
150480	313396J38	108	FHLMC D N	1/31/2012	10/3/2012		0.110%	0.110%	250,000	249,812.08	186.39	249,999.58	1.11
151076	313384J34	108	FHLB D N	3/2/2012	10/3/2012		0.160%	0.160%	1,500,000	1,498,566.67	1,420.00	1,499,997.50	10.83
149912	313384J42	108	FHLB D N	12/7/2011	10/4/2012		0.125%	0.125%	600,000	599,370.83	622.92	599,998.50	4.75
150569	313384J42	108	FHLB D N	2/3/2012	10/4/2012		0.130%	0.130%	1,000,000	999,118.89	870.28	999,997.50	8.33
150815	313384J42	108	FHLB D N	2/14/2012	10/4/2012		0.160%	0.160%	1,800,000	1,798,136.00	1,840.00	1,799,995.50	19.50
150830	313384J42	108	FHLB D N	2/15/2012	10/4/2012		0.160%	0.160%	1,175,000	1,173,788.44	1,195.89	1,174,997.06	12.73
150854	313384J42	108	FHLB D N	2/16/2012	10/4/2012		0.150%	0.150%	1,400,000	1,398,652.50	1,330.00	1,399,996.50	14.00
151600	313384J42	108	FHLB D N	4/13/2012	10/4/2012		0.145%	0.145%	250,000	249,824.79	172.19	249,999.38	2.40
150228	313396J95	108	FHLMC D N	1/4/2012	10/9/2012		0.130%	0.130%	500,000	499,496.25	489.31	499,996.67	11.11
151122	313384J91	108	FHLB D N	3/6/2012	10/9/2012		0.155%	0.155%	400,000	399,626.28	359.94	399,997.33	11.11
151527	313396J95	108	FHLMC D N	4/9/2012	10/9/2012		0.159%	0.159%	15,000,000	14,987,876.25	11,593.75	14,999,900.00	430.00
151543	313396J95	108	FHLMC D N	4/10/2012	10/9/2012		0.158%	0.158%	2,204,000	2,202,245.07	1,677.79	2,203,985.31	62.45
151616	313396J95	108	FHLMC D N	4/16/2012	10/9/2012		0.150%	0.150%	5,000,000	4,996,333.33	3,500.00	4,999,966.67	133.34
151633	313396J95	108	FHLMC D N	4/17/2012	10/9/2012		0.150%	0.150%	5,335,000	5,331,109.90	3,712.27	5,334,964.43	142.26
151593	313588K20	108	FNMA D N	4/13/2012	10/10/2012		0.160%	0.160%	4,000,000	3,996,800.00	3,040.00	3,999,970.00	130.00
151596	313588K20	108	FNMA D N	4/13/2012	10/10/2012		0.160%	0.160%	1,835,000	1,833,532.00	1,394.60	1,834,986.24	59.64
151730	313384K24	108	FHLB D N	4/25/2012	10/10/2012		0.155%	0.155%	2,000,000	1,998,553.33	1,369.17	1,999,985.00	62.50
150951	313396K36	108	FHLMC D N	2/22/2012	10/11/2012		0.145%	0.145%	1,000,000	999,065.56	894.16	999,991.67	31.95
151010	313396K36	108	FHLMC D N	2/28/2012	10/11/2012		0.160%	0.160%	2,400,000	2,397,589.33	2,304.00	2,399,980.00	86.67
152072	313396K36	108	FHLMC D N	5/31/2012	10/11/2012		0.140%	0.140%	275,000	274,857.76	131.55	274,997.71	8.40
151012	313588K79	108	FNMA D N	2/28/2012	10/15/2012		0.155%	0.155%	1,356,000	1,354,657.18	1,261.08	1,355,984.18	65.92
151634	313396K77	108	FHLMC D N	4/17/2012	10/15/2012		0.153%	0.153%	5,000,000	4,996,153.75	3,548.75	4,999,941.67	239.17
151698	313396K77	108	FHLMC D N	4/23/2012	10/15/2012		0.150%	0.150%	1,112,000	1,111,189.17	745.96	1,111,987.03	51.90
151729	313396K77	108	FHLMC D N	4/25/2012	10/15/2012		0.150%	0.150%	3,050,000	3,047,801.46	2,020.62	3,049,964.42	142.34
150513	313588K95	108	FNMA D N	2/2/2012	10/17/2012		0.120%	0.120%	935,000	934,195.90	754.23	934,987.53	37.40
151699	313588K95	108	FNMA D N	4/23/2012	10/17/2012		0.130%	0.130%	218,000	217,860.66	126.74	217,997.09	9.69
152398	313588K95	108	FNMA D N	6/28/2012	10/17/2012		0.155%	0.155%	150,000	149,928.31	61.36	149,998.00	8.33
150945	9127955G2	108	TREASURY BILLS	2/22/2012	10/18/2012		0.127%	0.127%	1,500,000	1,498,735.29	1,174.75	1,499,941.67	49.70
151760	9127955G2	108	TREASURY BILLS	4/30/2012	10/18/2012		0.141%	0.141%	2,000,000	1,998,660.50	1,206.33	1,999,946.32	79.49
151736	313384L31	108	FHLB D N	4/25/2012	10/19/2012		0.150%	0.150%	10,000,000	9,992,625.00	6,625.00	9,999,850.00	600.00
149966	313384L64	108	FHLB D N	12/13/2011	10/22/2012		0.125%	0.125%	1,800,000	1,798,037.50	1,831.25	1,799,968.50	99.75
150491	313384L64	108	FHLB D N	2/1/2012	10/22/2012		0.110%	0.110%	500,000	499,596.67	371.25	499,991.25	23.33
151486	313384L64	108	FHLB D N	4/4/2012	10/22/2012		0.160%	0.160%	1,000,000	999,106.67	800.00	999,982.50	75.83

MIAMI-DADE COUNTY
REPORT WRITER
AS OF DATE: September 30 ,2012
SORTING ORDER: FUND ICC#

INVSMT NUMBER	CUSIP NUMBER	FUND NUMBER	DESCRIPTION	PURCHASE SET DATE	MATURITY DATE	CALL DATE	INTEREST RATE	YTM TRADING	SCHEDULED PAR VALUE	CURRENT BOOK VALUE	PERIOD-END INTEREST ACCRL	MARKET VALUE	UNREALIZED GAIN/LOSS
151501	313384L64	108	FHLB D N	4/5/2012	10/22/2012		0.170%	0.170%	1,000,000	999,055.56	845.27	999,982.50	81.67
151726	313396L68	108	FHLMC D N	4/25/2012	10/22/2012		0.150%	0.150%	5,000,000	4,996,250.00	3,312.50	4,999,912.50	350.00
151793	313384L64	108	FHLB D N	5/2/2012	10/22/2012		0.160%	0.160%	500,000	499,615.56	337.77	499,991.25	37.92
150852	313396L76	108	FHLMC D N	2/16/2012	10/23/2012		0.160%	0.160%	2,000,000	1,997,777.78	2,026.66	1,999,963.33	158.89
151020	313396L76	108	FHLMC D N	2/29/2012	10/23/2012		0.150%	0.150%	1,000,000	999,012.50	895.83	999,981.67	73.34
149210	3136FTFZ7	108	FNMA STEP UP	10/24/2011	10/24/2012		0.650%	0.650%	3,000,000	3,000,000.00	8,504.17	3,000,420.00	420.00
151727	313384L80	108	FHLB D N	4/25/2012	10/24/2012		0.153%	0.153%	5,000,000	4,996,132.50	3,378.75	4,999,904.17	392.92
151728	313384L80	108	FHLB D N	4/25/2012	10/24/2012		0.155%	0.155%	5,000,000	4,996,081.94	3,422.92	4,999,904.17	399.31
151706	3136GOEE7	108	FNMA STEP UP	4/26/2012	10/26/2012		0.500%	0.500%	2,000,000	2,000,000.00	4,305.56	2,000,200.00	200.00
151791	313396M59	108	FHLMC D N	5/2/2012	10/29/2012		0.160%	0.160%	2,000,000	1,998,400.00	1,351.11	1,999,953.33	202.22
146016	3136FPUC9	108	FNMA - BULLE	3/14/2011	10/30/2012		0.500%	0.530%	1,200,000	1,199,820.44	2,516.67	1,200,228.00	407.56
146344	31398A4T6	108	FNMA - BULLE	4/1/2011	10/30/2012		0.500%	0.659%	1,800,000	1,798,583.04	3,775.00	1,800,486.00	1,902.96
146492	31398A4T6	108	FNMA - BULLE	4/14/2011	10/30/2012		0.500%	0.525%	400,000	399,951.03	838.89	400,108.00	156.97
150310	313384M71	108	FHLB D N	1/5/2012	10/31/2012		0.130%	0.130%	750,000	749,187.50	731.25	749,981.25	62.50
150359	313384M71	108	FHLB D N	1/18/2012	10/31/2012		0.125%	0.125%	250,000	249,750.87	223.09	249,993.75	19.79
151014	313384M71	108	FHLB D N	2/28/2012	10/31/2012		0.155%	0.155%	1,000,000	998,940.83	930.00	999,975.00	104.17
152360	313588M77	108	FNMA D N	6/27/2012	10/31/2012		0.150%	0.150%	184,000	183,903.40	73.60	183,995.40	18.40
150015	313588M85	108	FNMA D N	12/15/2011	11/1/2012		0.140%	0.140%	400,000	399,499.11	452.67	399,989.67	37.89
150739	313588M85	108	FNMA D N	2/8/2012	11/1/2012		0.130%	0.130%	1,500,000	1,498,553.75	1,278.33	1,499,961.25	129.17
151529	313384M89	108	FHLB D N	4/9/2012	11/1/2012		0.170%	0.170%	2,757,000	2,754,318.05	2,278.36	2,756,928.78	332.37
151731	313588M85	108	FNMA D N	4/25/2012	11/1/2012		0.160%	0.160%	200,000	199,831.11	141.33	199,994.83	22.39
146678	31331JY56	108	FFCB - BULLE	11/2/2010	11/2/2012		0.400%	0.470%	3,500,000	3,498,773.32	5,794.44	3,500,735.00	1,961.68
151753	313396M91	108	FHLMC D N	4/27/2012	11/2/2012		0.150%	0.150%	470,000	469,629.88	307.45	469,987.47	50.14
151764	313396M91	108	FHLMC D N	4/30/2012	11/2/2012		0.170%	0.170%	500,000	499,560.83	363.61	499,986.67	62.23
152087	313384M97	108	FHLB D N	6/1/2012	11/2/2012		0.155%	0.155%	530,000	529,648.58	278.40	529,985.87	58.89
152397	313384M97	108	FHLB D N	6/28/2012	11/2/2012		0.160%	0.160%	200,000	199,887.11	84.45	199,994.67	23.11
151120	313384N47	108	FHLB D N	3/6/2012	11/5/2012		0.150%	0.150%	500,000	499,491.67	435.41	499,985.42	58.34
151597	313384N47	108	FHLB D N	4/13/2012	11/5/2012		0.150%	0.150%	1,000,000	999,141.67	712.50	999,970.83	116.66
151618	313384N47	108	FHLB D N	4/16/2012	11/5/2012		0.150%	0.150%	3,800,000	3,796,785.83	2,660.00	3,799,889.17	443.34
151493	313384N54	108	FHLB D N	4/4/2012	11/6/2012		0.165%	0.165%	850,000	849,158.50	701.25	849,974.50	114.75
150323	313384N70	108	FHLB D N	1/9/2012	11/8/2012		0.126%	0.126%	780,000	779,170.08	726.18	779,975.30	79.04
151144	313384N70	108	FHLB D N	3/7/2012	11/8/2012		0.170%	0.170%	1,000,000	998,838.33	982.23	999,968.33	147.77
151483	313384N70	108	FHLB D N	4/3/2012	11/8/2012		0.160%	0.160%	100,000	99,902.67	80.44	99,996.83	13.72
151926	9127956S5	108	TREASURY BILLS	5/14/2012	11/8/2012		0.143%	0.143%	2,000,000	1,998,585.89	1,112.22	1,999,848.00	149.89
150466	313384N88	108	FHLB D N	1/31/2012	11/9/2012		0.120%	0.120%	500,000	499,528.33	406.67	499,983.75	48.75
150471	313384N88	108	FHLB D N	1/31/2012	11/9/2012		0.120%	0.120%	200,000	199,811.33	162.67	199,993.50	19.50
151492	313384N88	108	FHLB D N	4/4/2012	11/9/2012		0.170%	0.170%	100,000	99,896.58	85.00	99,996.75	15.17
151530	313396N82	108	FHLMC D N	4/9/2012	11/9/2012		0.170%	0.170%	1,750,000	1,748,231.53	1,446.18	1,749,943.13	265.42
151531	313396N82	108	FHLMC D N	4/9/2012	11/9/2012		0.160%	0.160%	850,000	849,191.56	661.11	849,972.38	119.71
151564	313384N88	108	FHLB D N	4/12/2012	11/9/2012		0.160%	0.160%	2,000,000	1,998,124.44	1,528.89	1,999,935.00	281.67
151594	313384N88	108	FHLB D N	4/13/2012	11/9/2012		0.160%	0.160%	2,000,000	1,998,133.33	1,520.00	1,999,935.00	281.67
151868	313396N82	108	FHLMC D N	5/8/2012	11/9/2012		0.155%	0.155%	750,000	749,402.60	471.46	749,975.63	101.57
151828	313384P45	108	FHLB D N	5/4/2012	11/13/2012		0.145%	0.145%	1,000,000	999,222.64	604.17	999,964.17	137.36
152066	313384P45	108	FHLB D N	5/31/2012	11/13/2012		0.190%	0.190%	800,000	799,299.11	519.33	799,971.33	152.89
152068	313396P49	108	FHLMC D N	5/31/2012	11/13/2012		0.170%	0.170%	535,000	534,580.62	310.75	534,980.83	89.46
149564	3136FTKP3	108	FNMA STEP UP	11/16/2011	11/14/2012		0.500%	0.500%	5,000,000	5,000,000.00	9,513.89	5,001,400.00	1,400.00
149897	313376BC8	108	FHLB - BULLE	12/6/2011	11/14/2012		0.180%	0.189%	5,000,000	4,999,787.21	3,425.00	5,000,000.00	212.79
152396	313384P52	108	FHLB D N	6/28/2012	11/14/2012		0.150%	0.150%	600,000	599,652.50	237.50	599,978.00	88.00
150812	9127955L1	108	TREASURY BILLS	2/14/2012	11/15/2012		0.155%	0.155%	5,000,000	4,994,079.86	4,951.39	4,999,569.15	537.90
151086	9127955L1	108	TREASURY BILLS	3/5/2012	11/15/2012		0.133%	0.133%	2,000,000	1,998,115.83	1,551.67	1,999,827.66	160.16
151750	9127955L1	108	TREASURY BILLS	4/27/2012	11/15/2012		0.132%	0.132%	5,000,000	4,996,296.67	2,878.33	4,999,569.15	394.15
149907	313312P79	108	FFCB D N	12/6/2011	11/16/2012		0.155%	0.155%	100,000	99,851.03	129.16	99,996.17	15.98
151087	313312P79	108	FFCB D N	3/5/2012	11/16/2012		0.150%	0.150%	2,000,000	1,997,866.67	1,750.00	1,999,923.33	306.66
144257	313312V4	108	FFCB - BULLE	11/19/2010	11/19/2012		0.550%	0.563%	7,500,000	7,499,530.61	15,125.00	7,503,900.00	4,369.39
144296	313312V4	108	FFCB - BULLE	11/26/2010	11/19/2012		0.550%	0.563%	5,000,000	4,999,684.05	10,083.33	5,002,600.00	2,915.95
149919	313588Q24	108	FNMA D N	12/8/2011	11/19/2012		0.150%	0.150%	254,000	253,632.76	315.38	253,989.63	41.49

MIAMI-DADE COUNTY
REPORT WRITER
AS OF DATE: September 30 ,2012
SORTING ORDER: FUND ICC#

INVSMT NUMBER	CUSIP NUMBER	FUND NUMBER	DESCRIPTION	PURCHASE SET DATE	MATURITY DATE	CALL DATE	INTEREST RATE	YTM TRADING	SCHEDULED PAR VALUE	CURRENT BOOK VALUE	PERIOD-END INTEREST ACCRL	MARKET VALUE	UNREALIZED GAIN/LOSS
152395	313588Q24	108	FNMA D N	6/28/2012	11/19/2012		0.155%	0.155%	650,000	649,597.00	265.87	649,973.46	110.59
150968	313312Q37	108	FFCB D N	2/23/2012	11/20/2012		0.150%	0.150%	2,000,000	1,997,741.67	1,841.66	1,999,916.67	333.34
149725	313312Q45	108	FFCB D N	11/29/2011	11/21/2012		0.170%	0.170%	500,000	499,154.72	724.86	499,978.75	99.17
150102	313376DS1	108	FHLB - BULLET	12/22/2011	11/21/2012		0.180%	0.183%	2,000,000	1,999,967.22	1,300.00	2,000,000.00	32.78
150853	313384Q44	108	FHLB D N	2/16/2012	11/21/2012		0.170%	0.170%	1,647,000	1,644,830.08	1,773.27	1,646,930.00	326.65
151474	313384Q44	108	FHLB D N	4/3/2012	11/21/2012		0.160%	0.160%	1,000,000	998,968.89	804.44	999,957.50	184.17
149960	313376F26	108	FHLB - BULLET	12/13/2011	11/23/2012		0.180%	0.180%	5,000,000	5,000,000.00	3,150.00	5,000,000.00	0.00
150813	313312Q60	108	FFCB D N	2/14/2012	11/23/2012		0.160%	0.160%	4,000,000	3,994,968.89	4,088.89	3,999,823.33	765.55
151562	313312Q60	108	FFCB D N	4/12/2012	11/23/2012		0.160%	0.160%	5,000,000	4,995,000.00	3,822.22	4,999,779.17	956.95
151595	313312Q60	108	FFCB D N	4/13/2012	11/23/2012		0.160%	0.160%	2,000,000	1,998,008.89	1,520.00	1,999,911.67	382.78
151598	313312Q60	108	FFCB D N	4/13/2012	11/23/2012		0.160%	0.160%	1,000,000	999,004.44	760.00	999,955.83	191.39
150105	3136FTLZ0	108	FNMA STEP UP	12/22/2011	11/28/2012		1.000%	1.000%	1,000,000	1,000,000.00	3,416.67	1,001,310.00	1,310.00
150832	313588R49	108	FNMA D N	2/15/2012	11/29/2012		0.180%	0.180%	650,000	649,064.00	744.25	649,968.04	159.79
151091	313588R49	108	FNMA D N	3/5/2012	11/29/2012		0.160%	0.160%	915,000	913,906.07	854.00	914,955.01	194.94
151796	313588R49	108	FNMA D N	5/2/2012	11/29/2012		0.165%	0.165%	85,000	84,917.80	59.22	84,995.82	18.80
147047	31331KMM9	108	FFCB - BULLET	6/3/2011	12/3/2012		0.350%	0.350%	2,000,000	2,000,000.00	2,294.44	2,000,660.00	660.00
152313	313588R80	108	FNMA D N	6/25/2012	12/3/2012		0.160%	0.160%	250,000	249,821.11	108.89	249,982.50	52.50
152073	313384R92	108	FHLB D N	5/31/2012	12/4/2012		0.170%	0.170%	100,000	99,911.69	58.09	99,992.89	23.11
152356	313384S26	108	FHLB D N	6/27/2012	12/5/2012		0.165%	0.165%	1,700,000	1,698,745.54	748.00	1,699,877.22	383.68
152392	313588S22	108	FNMA D N	6/28/2012	12/5/2012		0.175%	0.175%	3,400,000	3,397,355.56	1,570.14	3,399,754.44	828.74
152592	313588S22	108	FNMA D N	7/19/2012	12/5/2012		0.160%	0.160%	400,000	399,752.89	131.55	399,971.11	86.67
150473	313384S34	108	FHLB D N	1/31/2012	12/6/2012		0.130%	0.130%	125,000	124,860.07	110.14	124,990.83	20.62
151009	313312S43	108	FFCB D N	2/28/2012	12/7/2012		0.160%	0.160%	4,000,000	3,994,968.89	3,840.00	3,999,702.22	893.33
151752	313312S43	108	FFCB D N	4/27/2012	12/7/2012		0.140%	0.140%	1,008,000	1,007,121.92	615.44	1,007,924.96	187.60
152236	313396S79	108	FHLMC D N	6/15/2012	12/10/2012		0.150%	0.150%	2,500,000	2,498,145.83	1,125.00	2,499,805.56	534.73
152357	313396S79	108	FHLMC D N	6/27/2012	12/10/2012		0.160%	0.160%	1,651,000	1,649,781.93	704.43	1,650,871.59	385.23
152394	313396S79	108	FHLMC D N	6/28/2012	12/10/2012		0.175%	0.175%	2,740,000	2,737,802.29	1,265.35	2,739,786.89	719.25
150322	313384S83	108	FHLB D N	1/9/2012	12/11/2012		0.150%	0.150%	850,000	848,806.46	942.08	849,932.94	184.40
151694	313384S83	108	FHLB D N	4/20/2012	12/11/2012		0.150%	0.150%	250,000	249,755.21	170.83	249,980.28	54.24
152361	313384S83	108	FHLB D N	6/27/2012	12/11/2012		0.180%	0.180%	150,000	149,874.75	72.00	149,988.17	41.42
150136	313312S92	108	FFCB D N	12/27/2011	12/12/2012		0.140%	0.140%	8,205,000	8,193,800.18	8,902.42	8,204,343.60	1,641.00
152591	313384S91	108	FHLB D N	7/19/2012	12/12/2012		0.150%	0.150%	423,000	422,742.68	130.42	422,966.16	93.06
152074	313384T33	108	FHLB D N	5/31/2012	12/14/2012		0.170%	0.170%	100,000	99,906.97	58.08	99,991.78	26.73
152117	313384T66	108	FHLB D N	6/5/2012	12/17/2012		0.150%	0.150%	1,550,000	1,548,739.79	762.59	1,549,867.39	365.01
152468	313396T60	108	FHLMC D N	7/6/2012	12/17/2012		0.180%	0.180%	200,000	199,836.00	87.00	199,982.89	59.89
152611	313384T66	108	FHLB D N	7/20/2012	12/17/2012		0.160%	0.160%	215,000	214,856.67	69.75	214,981.61	55.19
152359	313588T88	108	FNMA D N	6/27/2012	12/19/2012		0.170%	0.170%	200,000	199,834.72	90.67	199,982.44	57.05
152612	313588T88	108	FNMA D N	7/20/2012	12/19/2012		0.160%	0.160%	162,000	161,890.56	52.56	161,985.78	42.66
152237	313396T94	108	FHLMC D N	6/15/2012	12/20/2012		0.170%	0.170%	2,000,000	1,998,224.44	1,020.00	1,999,822.22	577.78
138763	31331JAB9	108	FFCB - BULLET	12/24/2009	12/24/2012		1.625%	1.636%	10,000,000	9,999,468.61	43,784.72	10,033,700.00	34,231.39
152352	313396U50	108	FHLMC D N	6/27/2012	12/24/2012		0.165%	0.165%	2,112,000	2,110,257.60	929.28	2,111,802.88	616.00
152593	313384U56	108	FHLB D N	7/19/2012	12/24/2012		0.175%	0.175%	350,000	349,731.18	125.90	349,967.33	110.25
152355	313396U76	108	FHLMC D N	6/27/2012	12/26/2012		0.155%	0.155%	1,720,000	1,718,652.19	710.93	1,719,835.64	472.52
152491	313588U78	108	FNMA D N	7/10/2012	12/26/2012		0.180%	0.180%	1,298,000	1,296,903.19	538.67	1,297,875.97	434.11
150816	313396U84	108	FHLMC D N	2/14/2012	12/27/2012		0.190%	0.190%	1,200,000	1,197,992.33	1,456.67	1,199,884.00	435.00
151080	313312U81	108	FFCB D N	3/2/2012	12/27/2012		0.160%	0.160%	1,000,000	998,666.67	946.66	999,903.33	290.00
151657	313384U80	108	FHLB D N	4/18/2012	12/27/2012		0.170%	0.170%	400,000	399,522.11	313.56	399,961.33	125.66
151751	313312U81	108	FFCB D N	4/27/2012	12/27/2012		0.150%	0.150%	3,500,000	3,496,441.67	2,289.58	3,499,661.67	930.42
151758	313312U81	108	FFCB D N	4/30/2012	12/27/2012		0.160%	0.160%	4,325,000	4,320,367.44	2,960.23	4,324,581.92	1,254.25
150067	3136FTVB2	108	FNMA STEP UP	12/28/2011	12/28/2012		1.000%	1.000%	3,500,000	3,500,000.00	9,041.67	3,507,000.00	7,000.00
151563	313312U99	108	FFCB D N	4/12/2012	12/28/2012		0.160%	0.160%	5,000,000	4,994,222.22	3,822.22	4,999,511.11	1,466.67
151617	313312U99	108	FFCB D N	4/16/2012	12/28/2012		0.160%	0.160%	5,000,000	4,994,311.11	3,733.33	4,999,511.11	1,466.67
152075	313384U98	108	FHLB D N	5/31/2012	12/28/2012		0.170%	0.170%	100,000	99,900.36	58.08	99,990.22	31.78
151826	313589AB9	108	FNMA D N	5/4/2012	1/2/2013		0.150%	0.150%	1,300,000	1,298,683.75	812.50	1,299,832.08	335.83
150465	313589AC7	108	FNMA D N	1/31/2012	1/3/2013		0.150%	0.150%	650,000	649,084.58	660.84	649,915.14	169.72
152167	313589AC7	108	FNMA D N	6/8/2012	1/3/2013		0.160%	0.160%	425,000	424,605.22	217.22	424,944.51	122.07

MIAMI-DADE COUNTY
REPORT WRITER
AS OF DATE: September 30 ,2012
SORTING ORDER: FUND ICC#

INVSMT NUMBER	CUSIP NUMBER	FUND NUMBER	DESCRIPTION	PURCHASE SET DATE	MATURITY DATE	CALL DATE	INTEREST RATE	YTM TRADING	SCHEDULED PAR VALUE	CURRENT BOOK VALUE	PERIOD-END INTEREST ACCRL	MARKET VALUE	UNREALIZED GAIN/LOSS
152564	313397AC5	108	FHLMC D N	7/18/2012	1/3/2013		0.180%	0.180%	400,000	399,662.00	150.00	399,947.78	135.78
152930	313589AC7	108	FNMA D N	8/17/2012	1/3/2013		0.160%	0.160%	400,000	399,752.89	80.00	399,947.78	114.89
151216	313589AD5	108	FNMA D N	3/8/2012	1/4/2013		0.170%	0.170%	1,000,000	998,573.89	977.50	999,868.06	316.67
151473	313397AG6	108	FHLMC D N	4/3/2012	1/7/2013		0.180%	0.180%	1,343,000	1,341,126.51	1,215.42	1,342,817.20	475.27
151610	313397AG6	108	FHLMC D N	4/13/2012	1/7/2013		0.180%	0.180%	1,000,000	998,655.00	855.00	999,863.89	353.89
151749	313589AG8	108	FNMA D N	4/27/2012	1/7/2013		0.160%	0.160%	5,675,000	5,668,568.33	3,959.89	5,674,227.57	1,699.35
152067	313397AG6	108	FHLMC D N	5/31/2012	1/7/2013		0.170%	0.170%	800,000	799,165.11	464.67	799,891.11	261.33
151829	313589AH6	108	FNMA D N	5/4/2012	1/8/2013		0.160%	0.160%	1,000,000	998,893.33	666.67	999,862.50	302.50
152610	313589AH6	108	FNMA D N	7/20/2012	1/8/2013		0.160%	0.160%	250,000	249,808.89	81.11	249,965.63	75.63
152905	313313AH1	108	FFCB D N	8/16/2012	1/8/2013		0.155%	0.155%	2,200,000	2,198,626.53	435.72	2,199,697.50	635.25
152065	313589AJ2	108	FNMA D N	5/31/2012	1/9/2013		0.170%	0.170%	1,000,000	998,946.94	580.84	999,861.11	333.33
152088	313589AJ2	108	FNMA D N	6/1/2012	1/9/2013		0.180%	0.180%	500,000	499,445.00	305.00	499,930.56	180.56
150826	313376NG6	108	FHLB - BULLET	2/14/2012	1/14/2013		0.190%	0.190%	3,000,000	3,000,000.00	1,219.17	3,000,090.00	90.00
151145	313313AP3	108	FFCB D N	3/7/2012	1/14/2013		0.185%	0.185%	1,000,000	998,391.53	1,068.89	999,854.17	393.75
152563	313589AR4	108	FNMA D N	7/18/2012	1/16/2013		0.164%	0.164%	2,500,000	2,497,927.22	854.17	2,499,628.47	847.08
152590	313589AR4	108	FNMA D N	7/19/2012	1/16/2013		0.170%	0.170%	500,000	499,572.64	174.72	499,925.69	178.33
152649	313385AR7	108	FHLB D N	7/25/2012	1/16/2013		0.150%	0.150%	4,000,000	3,997,083.33	1,133.33	3,999,405.56	1,188.90
152071	313397AS0	108	FHLMC D N	5/31/2012	1/17/2013		0.190%	0.190%	419,000	418,489.17	272.00	418,937.15	175.98
152812	313397AS0	108	FHLMC D N	8/7/2012	1/17/2013		0.140%	0.140%	4,200,000	4,197,337.67	898.33	4,199,370.00	1,134.00
152490	313397AX9	108	FHLMC D N	7/10/2012	1/22/2013		0.175%	0.175%	1,500,000	1,498,570.83	605.21	1,499,764.58	588.54
152650	313385AY2	108	FHLB D N	7/25/2012	1/23/2013		0.160%	0.160%	3,000,000	2,997,573.33	906.67	2,999,525.00	1,045.00
152686	313589AY9	108	FNMA D N	7/30/2012	1/23/2013		0.170%	0.170%	4,350,000	4,346,364.13	1,294.12	4,349,311.25	1,653.00
152688	313385BA3	108	FHLB D N	7/30/2012	1/25/2013		0.160%	0.160%	3,000,000	2,997,613.33	840.00	2,999,516.67	1,063.34
152762	9127957D7	108	TREASURY BILLS	8/3/2012	1/31/2013		0.131%	0.131%	6,000,000	5,996,048.17	1,288.17	5,998,170.00	833.66
152526	313313BH0	108	FFCB D N	7/13/2012	2/1/2013		0.190%	0.190%	998,000	996,930.75	421.38	997,761.31	409.18
152528	313397BH3	108	FHLMC D N	7/13/2012	2/1/2013		0.195%	0.195%	175,000	174,807.57	75.83	174,958.15	74.75
151092	313385BL9	108	FHLB D N	3/5/2012	2/4/2013		0.190%	0.190%	625,000	623,891.67	692.71	624,846.88	262.50
152810	313397BL4	108	FHLMC D N	8/7/2012	2/4/2013		0.149%	0.149%	3,275,000	3,272,546.57	745.52	3,274,197.63	905.54
150534	3136FTE70	108	FNMA STEP UP	2/6/2012	2/5/2013		0.500%	0.500%	2,500,000	2,500,000.00	1,944.44	2,503,275.00	3,275.00
150536	3136FTE70	108	FNMA STEP UP	2/6/2012	2/5/2013		0.500%	0.500%	2,000,000	2,000,000.00	1,555.56	2,002,620.00	2,620.00
150503	313376ZL2	108	FHLB - BULLET	2/6/2012	2/6/2013		0.170%	0.170%	3,000,000	3,000,000.00	779.17	2,999,880.00	(120.00)
150535	313376ZL2	108	FHLB - BULLET	2/6/2012	2/6/2013		0.170%	0.170%	2,000,000	2,000,000.00	519.44	1,999,920.00	(80.00)
150537	313376ZL2	108	FHLB - BULLET	2/6/2012	2/6/2013		0.170%	0.170%	1,500,000	1,500,000.00	389.58	1,499,940.00	(60.00)
153139	313589BN2	108	FNMA D N	8/31/2012	2/6/2013		0.160%	0.160%	1,741,000	1,739,769.69	239.87	1,740,566.68	557.12
151348	9127955Z0	108	TREASURY BILLS	3/21/2012	2/7/2013		0.190%	0.190%	3,000,000	2,994,885.83	3,071.67	2,998,906.95	949.45
152834	9127955Z0	108	TREASURY BILLS	8/9/2012	2/7/2013		0.143%	0.143%	3,000,000	2,997,831.17	631.58	2,998,906.95	444.20
150889	3136FTC72	108	FNMA STEP UP	2/17/2012	2/8/2013		0.625%	0.625%	5,000,000	5,000,000.00	4,600.69	5,010,900.00	10,900.00
139566	31331JDT7	108	FFCB - BULLET	2/11/2010	2/11/2013		1.650%	1.667%	10,000,000	9,999,165.15	22,916.67	10,052,300.00	53,134.85
152907	313397BT7	108	FHLMC D N	8/16/2012	2/11/2013		0.165%	0.165%	1,485,000	1,483,781.68	313.09	1,484,615.96	521.19
152929	313397BT7	108	FHLMC D N	8/17/2012	2/11/2013		0.175%	0.175%	700,000	699,394.31	153.12	699,818.97	271.54
152925	313589BV4	108	FNMA D N	8/17/2012	2/13/2013		0.163%	0.163%	4,025,000	4,021,729.69	817.58	4,023,943.44	1,396.17
153148	313385BV7	108	FHLB D N	8/31/2012	2/13/2013		0.155%	0.155%	1,000,000	999,285.28	133.47	999,737.50	318.75
152069	313397BW0	108	FHLMC D N	5/31/2012	2/14/2013		0.210%	0.210%	492,000	491,256.67	353.01	491,869.89	260.21
152909	313589BW2	108	FNMA D N	8/16/2012	2/14/2013		0.165%	0.165%	600,000	599,499.50	126.50	599,841.33	215.33
152927	313589BW2	108	FNMA D N	8/17/2012	2/14/2013		0.170%	0.170%	2,500,000	2,497,863.19	531.25	2,499,338.89	944.45
152937	313397BW0	108	FHLMC D N	8/20/2012	2/14/2013		0.170%	0.170%	100,000	99,915.94	19.83	99,973.56	37.79
152992	313589BW2	108	FNMA D N	8/22/2012	2/14/2013		0.165%	0.165%	400,000	399,677.33	73.33	399,894.22	143.56
150890	3136FTM30	108	FNMA STEP UP	2/17/2012	2/15/2013		0.500%	0.550%	4,000,000	3,998,994.51	2,555.56	4,007,200.00	8,205.49
150966	3136FTM30	108	FNMA STEP UP	2/22/2012	2/15/2013		0.500%	0.551%	2,500,000	2,499,362.81	1,597.22	2,504,500.00	5,137.19
152562	313397CB5	108	FHLMC D N	7/18/2012	2/19/2013		0.170%	0.170%	3,000,000	2,996,940.00	1,062.50	2,999,177.50	1,175.00
152589	313397CB5	108	FHLMC D N	7/19/2012	2/19/2013		0.165%	0.165%	2,000,000	1,998,029.17	678.33	1,999,451.67	744.17
152609	313397CB5	108	FHLMC D N	7/20/2012	2/19/2013		0.171%	0.171%	5,000,000	4,994,917.50	1,733.75	4,998,629.17	1,977.92
153142	313397CB5	108	FHLMC D N	8/31/2012	2/19/2013		0.165%	0.165%	600,000	599,527.00	85.25	599,835.50	223.25
153117	313589CC5	108	FNMA D N	8/31/2012	2/20/2013		0.155%	0.155%	2,800,000	2,797,914.39	373.72	2,799,226.89	938.78
153131	313385CC8	108	FHLB D N	8/31/2012	2/20/2013		0.155%	0.155%	3,760,000	3,757,199.32	501.86	3,758,961.82	1,260.64
152969	9127957G0	108	TREASURY BILLS	8/23/2012	2/21/2013		0.143%	0.143%	5,000,000	4,996,397.90	771.88	4,997,781.03	611.25

MIAMI-DADE COUNTY
REPORT WRITER
AS OF DATE: September 30 ,2012
SORTING ORDER: FUND ICC#

INVSMT NUMBER	CUSIP NUMBER	FUND NUMBER	DESCRIPTION	PURCHASE SET DATE	MATURITY DATE	CALL DATE	INTEREST RATE	YTM TRADING	SCHEDULED PAR VALUE	CURRENT BOOK VALUE	PERIOD-END INTEREST ACCRL	MARKET VALUE	UNREALIZED GAIN/LOSS
151085	3134G3PT1	108	FHLMC STEP UP	3/5/2012	2/22/2013		0.300%	0.450%	2,500,000	2,498,138.98	812.50	2,499,200.00	1,061.02
153114	313385CE4	108	FHLB D N	8/31/2012	2/22/2013		0.155%	0.155%	10,000,000	9,992,465.28	1,334.72	9,997,200.00	3,400.00
153120	313385CE4	108	FHLB D N	8/31/2012	2/22/2013		0.155%	0.155%	790,000	789,404.76	105.44	789,778.80	268.60
153250	313385CE4	108	FHLB D N	9/13/2012	2/22/2013		0.150%	0.150%	1,000,000	999,325.00	75.00	999,720.00	320.00
153073	313397CH2	108	FHLMC D N	8/29/2012	2/25/2013		0.167%	0.167%	715,000	714,402.98	109.45	714,795.63	283.20
153115	313397CH2	108	FHLMC D N	8/31/2012	2/25/2013		0.145%	0.145%	5,700,000	5,695,913.42	711.71	5,698,370.75	1,745.62
153119	313397CJ8	108	FHLMC D N	8/31/2012	2/26/2013		0.155%	0.155%	1,000,000	999,229.31	133.47	999,712.22	349.44
150825	3136FTU49	108	FNMA STEP UP	2/27/2012	2/27/2013		0.500%	0.676%	4,000,000	3,996,500.00	1,888.89	4,010,560.00	14,060.00
153086	313385CK0	108	FHLB D N	8/30/2012	2/27/2013		0.150%	0.150%	2,000,000	1,998,491.67	266.67	1,999,420.56	662.22
150810	3136FTV89	108	FNMA STEP UP	2/28/2012	2/28/2013		0.500%	0.626%	1,500,000	1,499,062.50	687.50	1,504,095.00	5,032.50
151088	3136FTV89	108	FNMA STEP UP	3/5/2012	2/28/2013		0.500%	0.756%	2,000,000	1,997,458.33	916.67	2,005,460.00	8,001.67
153195	313380FP7	108	FHLB STEP UP	9/6/2012	2/28/2013	11/28/2012	0.500%	0.500%	1,570,000	1,570,174.44	719.58	1,570,157.00	157.00
152527	313397CM1	108	FHLMC D N	7/13/2012	3/1/2013		0.200%	0.200%	300,000	299,615.00	133.33	299,899.33	151.00
153140	313385CM6	108	FHLB D N	8/31/2012	3/1/2013		0.160%	0.160%	1,250,000	1,248,988.89	172.22	1,249,580.56	419.45
153292	313385CM6	108	FHLB D N	9/18/2012	3/1/2013		0.160%	0.160%	1,100,000	1,099,198.22	63.56	1,099,630.89	369.11
151775	313313CR7	108	FFCB D N	5/1/2012	3/5/2013		0.180%	0.180%	4,000,000	3,993,840.00	3,060.00	3,998,622.22	1,722.22
152265	313397CR0	108	FHLMC D N	6/20/2012	3/5/2013		0.170%	0.170%	1,500,000	1,498,172.50	729.58	1,499,483.33	581.25
153339	313397CR0	108	FHLMC D N	9/24/2012	3/5/2013		0.160%	0.160%	1,000,000	999,280.00	31.11	999,655.56	344.45
152904	313385CS3	108	FHLB D N	8/16/2012	3/6/2013		0.175%	0.175%	2,500,000	2,497,545.14	559.03	2,499,133.33	1,029.16
151258	9127956E6	108	TREASURY BILLS	3/12/2012	3/7/2013		0.178%	0.178%	1,000,000	998,220.00	1,003.72	999,437.17	213.45
151350	9127956E6	108	TREASURY BILLS	3/21/2012	3/7/2013		0.195%	0.195%	2,000,000	1,996,197.50	2,101.67	1,998,874.34	575.17
139371	3133XWX87	108	FHLB - BULLET	2/4/2010	3/8/2013		1.750%	1.766%	10,000,000	9,999,202.13	11,180.56	10,064,100.00	64,897.87
151100	3136FTY94	108	FNMA STEP UP	3/8/2012	3/8/2013		0.750%	0.750%	2,500,000	2,500,000.00	1,197.92	2,506,450.00	6,450.00
152311	313397CU3	108	FHLMC D N	6/25/2012	3/8/2013		0.210%	0.210%	2,004,000	2,001,007.36	1,145.62	2,003,296.37	1,143.39
152264	313313CX4	108	FFCB D N	6/20/2012	3/11/2013		0.170%	0.170%	2,000,000	1,997,506.67	972.78	1,999,284.44	804.99
152298	313313CX4	108	FFCB D N	6/22/2012	3/11/2013		0.185%	0.185%	2,000,000	1,997,307.22	1,038.06	1,999,284.44	939.16
153111	313589CZ4	108	FNMA D N	8/30/2012	3/13/2013		0.160%	0.160%	2,000,000	1,998,266.67	284.44	1,999,275.56	724.45
153133	313589CZ4	108	FNMA D N	8/31/2012	3/13/2013		0.160%	0.160%	2,875,000	2,872,521.11	396.11	2,873,958.61	1,041.39
152926	313397DB4	108	FHLMC D N	8/17/2012	3/15/2013		0.165%	0.165%	4,000,000	3,996,150.00	825.00	3,998,533.33	1,558.33
153302	313385DB9	108	FHLB D N	9/18/2012	3/15/2013		0.155%	0.155%	1,400,000	1,398,927.06	78.36	1,399,486.67	481.25
152150	313385DG8	108	FHLB D N	6/7/2012	3/20/2013		0.170%	0.170%	500,000	499,324.72	273.89	499,811.11	212.50
152651	313385DG8	108	FHLB D N	7/25/2012	3/20/2013		0.170%	0.170%	2,000,000	1,997,752.22	642.22	1,999,244.44	850.00
152687	313385DG8	108	FHLB D N	7/30/2012	3/20/2013		0.170%	0.170%	4,000,000	3,995,598.89	1,190.00	3,998,488.89	1,700.00
151267	3136FT3L1	108	FNMA STEP UP	3/21/2012	3/21/2013		0.625%	0.625%	2,000,000	2,000,000.00	347.22	2,004,260.00	4,260.00
134036	31331GRG6	108	FFCB - BULLET	3/26/2009	3/26/2013		2.500%	2.511%	15,000,000	14,999,260.78	5,208.33	15,169,200.00	169,939.22
152768	313313DN5	108	FFCB D N	8/3/2012	3/26/2013		0.165%	0.165%	5,650,000	5,643,914.48	1,527.85	5,647,790.22	2,347.89
146288	3137EACS6	108	FHLMC - BULLET	3/31/2011	3/28/2013		0.750%	0.850%	1,000,000	999,510.44	62.50	1,002,810.00	3,299.56
146292	3137EACS6	108	FHLMC - BULLET	3/31/2011	3/28/2013		0.750%	0.810%	4,000,000	3,998,823.08	250.00	4,011,240.00	12,416.92
152659	313397DQ1	108	FHLMC D N	7/27/2012	3/28/2013		0.175%	0.175%	5,000,000	4,994,069.44	1,604.17	4,998,022.22	2,348.61
153354	912795Z61	108	TREASURY BILLS	9/27/2012	3/28/2013		0.143%	0.143%	5,000,000	4,996,397.92	79.17	4,996,736.67	259.58
153368	912795Z61	108	TREASURY BILLS	9/27/2012	3/28/2013		0.138%	0.138%	4,000,000	3,997,219.44	61.11	3,997,389.33	108.78
152296	313397DU2	108	FHLMC D N	6/22/2012	4/1/2013		0.190%	0.190%	3,700,000	3,694,473.64	1,972.31	3,698,129.44	1,683.49
152280	313397DW8	108	FHLMC D N	6/21/2012	4/3/2013		0.190%	0.190%	3,000,000	2,995,471.67	1,615.00	2,998,466.67	1,380.00
151927	9127956F3	108	TREASURY BILLS	5/14/2012	4/4/2013		0.173%	0.173%	1,000,000	998,442.71	670.83	999,297.59	184.05
152391	9127956F3	108	TREASURY BILLS	6/28/2012	4/4/2013		0.171%	0.171%	4,000,000	3,994,680.00	1,805.00	3,997,190.37	705.37
152393	9127956F3	108	TREASURY BILLS	6/28/2012	4/4/2013		0.174%	0.174%	3,000,000	2,995,940.00	1,377.50	2,997,892.78	575.28
152757	9127956F3	108	TREASURY BILLS	8/3/2012	4/4/2013		0.143%	0.143%	10,000,000	9,990,307.78	2,343.61	9,992,975.94	324.55
152441	313313EB0	108	FFCB D N	7/5/2012	4/8/2013		0.210%	0.210%	4,500,000	4,492,728.75	2,310.00	4,497,165.00	2,126.25
152908	313397ED9	108	FHLMC D N	8/16/2012	4/10/2013		0.170%	0.170%	1,175,000	1,173,684.98	255.24	1,174,376.60	436.38
151524	313378YH8	108	FHLB - BULLET	4/11/2012	4/11/2013		0.250%	0.250%	2,000,000	2,000,000.00	2,361.11	2,000,720.00	720.00
139793	3137EACJ6	108	FHLMC - BULLET	3/5/2010	4/15/2013		1.625%	1.630%	5,000,000	4,999,743.89	37,465.28	5,038,450.00	38,706.11
143255	3134G1VX9	108	FHLMC C I	10/19/2010	4/19/2013	4/19/2013	0.800%	0.800%	3,500,000	3,500,000.00	12,600.00	3,509,800.00	9,800.00
152467	313397ES6	108	FHLMC D N	7/6/2012	4/23/2013		0.210%	0.210%	500,000	499,151.25	253.75	499,716.67	311.67
152529	313397ES6	108	FHLMC D N	7/13/2012	4/23/2013		0.190%	0.190%	100,000	99,850.11	42.22	99,943.33	51.00
152689	313397ES6	108	FHLMC D N	7/30/2012	4/23/2013		0.190%	0.190%	2,200,000	2,196,899.83	731.50	2,198,753.33	1,122.00
152837	313397ES6	108	FHLMC D N	8/9/2012	4/23/2013		0.180%	0.180%	1,000,000	998,715.00	265.00	999,433.33	453.33

MIAMI-DADE COUNTY
REPORT WRITER
AS OF DATE: September 30 ,2012
SORTING ORDER: FUND ICC#

INVSMT NUMBER	CUSIP NUMBER	FUND NUMBER	DESCRIPTION	PURCHASE SET DATE	MATURITY DATE	CALL DATE	INTEREST RATE	YTM TRADING	SCHEDULED PAR VALUE	CURRENT BOOK VALUE	PERIOD-END INTEREST ACCRL	MARKET VALUE	UNREALIZED GAIN/LOSS
151609	3136G0DZ1	108	FNMA STEP UP	4/26/2012	4/26/2013		0.625%	0.625%	2,000,000	2,000,000.00	5,381.94	2,002,360.00	2,360.00
151671	3136G0DK4	108	FNMA STEP UP	4/26/2012	4/26/2013	10/26/2012	0.500%	0.500%	1,000,000	1,000,000.00	2,152.78	1,000,130.00	130.00
151611	3136G0CV1	108	FNMA STEP UP	4/30/2012	4/30/2013		0.500%	0.500%	3,000,000	3,000,000.00	6,291.67	3,004,650.00	4,650.00
152987	313385FB7	108	FHLB D N	8/22/2012	5/2/2013		0.170%	0.170%	2,500,000	2,497,013.19	472.22	2,498,520.83	1,035.42
153116	9127956L0	108	TREASURY BILLS	8/31/2012	5/2/2013		0.143%	0.143%	3,000,000	2,997,102.50	368.13	2,997,354.84	(115.79)
153355	9127956L0	108	TREASURY BILLS	9/26/2012	5/2/2013		0.155%	0.155%	5,000,000	4,995,306.94	107.64	4,995,591.40	176.82
153367	9127956L0	108	TREASURY BILLS	9/27/2012	5/2/2013		0.150%	0.150%	5,500,000	5,495,027.08	91.67	5,495,150.53	31.78
153291	313385FC5	108	FHLB D N	9/18/2012	5/3/2013		0.165%	0.165%	5,000,000	4,994,797.92	297.92	4,997,027.78	1,931.94
153337	313385FC5	108	FHLB D N	9/24/2012	5/3/2013		0.165%	0.165%	4,830,000	4,825,107.61	154.96	4,827,128.83	1,866.26
152113	3133EAQJ0	108	FFCB - BULLET	6/5/2012	5/14/2013		0.200%	0.212%	2,000,000	1,999,999.33	1,522.22	1,999,880.00	114.00
151707	3136G0FZ9	108	FNMA STEP UP	5/15/2012	5/15/2013	11/15/2012	0.750%	0.750%	2,000,000	2,000,000.00	5,666.67	2,001,380.00	1,380.00
151916	3136G0GN5	108	FNMA STEP UP	5/17/2012	5/17/2013		0.625%	0.625%	2,000,000	2,000,000.00	4,652.78	2,004,840.00	4,840.00
152977	313385FW1	108	FHLB D N	8/21/2012	5/21/2013		0.200%	0.200%	100,000	99,848.33	22.78	99,355.56	64.45
153036	313397FW6	108	FHLMC D N	8/24/2012	5/21/2013		0.180%	0.180%	235,000	234,682.75	44.65	234,848.56	121.16
153248	313385FW1	108	FHLB D N	9/13/2012	5/21/2013		0.170%	0.170%	5,000,000	4,994,097.22	425.00	4,996,777.78	2,255.56
153351	313385FW1	108	FHLB D N	9/25/2012	5/21/2013		0.155%	0.155%	1,000,000	998,975.28	25.83	999,355.56	354.45
149791	31331K2J8	108	FFCB - BULLET	12/6/2011	5/24/2013		0.250%	0.250%	5,000,000	5,000,000.00	4,409.72	5,001,300.00	1,300.00
151987	3136G0HC8	108	FNMA STEP UP	5/24/2012	5/24/2013		0.750%	0.800%	3,000,000	2,998,500.00	7,937.50	3,009,330.00	10,830.00
149899	3136FTPC7	108	FNMA STEP UP	12/6/2011	5/28/2013	11/28/2012	1.000%	1.068%	1,655,000	1,653,882.34	5,654.58	1,657,317.00	3,434.66
151923	3136G0HQ7	108	FNMA STEP UP	5/30/2012	5/30/2013		0.600%	0.600%	1,000,000	1,000,000.00	2,016.67	1,001,210.00	1,210.00
152758	9127956R7	108	TREASURY BILLS	8/3/2012	5/30/2013		0.155%	0.155%	10,000,000	9,987,083.33	2,540.28	9,990,082.30	458.69
153369	9127956R7	108	TREASURY BILLS	9/27/2012	5/30/2013		0.155%	0.155%	4,000,000	3,995,780.56	68.89	3,996,032.92	183.47
141364	31331JQU0	108	FFCB - BULLET	6/3/2010	6/3/2013		1.600%	1.642%	3,900,000	3,898,413.31	20,453.33	3,936,387.00	37,973.69
152041	3133EASH2	108	FFCB - BULLET	6/4/2012	6/4/2013		0.220%	0.233%	1,000,000	999,870.00	715.00	1,000,070.00	200.00
152546	313385HC3	108	FHLB D N	7/16/2012	6/20/2013		0.200%	0.200%	100,000	99,811.67	42.78	99,898.11	43.66
147200	3133745V8	108	FHLB - BULLET	6/21/2011	6/21/2013		0.500%	0.500%	2,000,000	2,000,000.00	2,777.78	2,004,320.00	4,320.00
141166	31331JPK3	108	FFCB - BULLET	5/25/2010	6/25/2013		1.375%	1.479%	5,000,000	4,994,961.49	18,333.33	5,045,600.00	50,638.51
152766	9127956W6	108	TREASURY BILLS	8/3/2012	6/27/2013		0.155%	0.155%	5,000,000	4,992,938.89	1,270.14	4,994,342.07	133.04
153232	313385HL3	108	FHLB D N	9/11/2012	6/28/2013		0.165%	0.165%	1,000,000	998,670.83	91.67	998,950.00	187.50
153249	313385HL3	108	FHLB D N	9/13/2012	6/28/2013		0.170%	0.170%	3,050,000	3,045,852.00	259.25	3,046,797.50	686.25
153338	313385HL3	108	FHLB D N	9/24/2012	6/28/2013		0.170%	0.170%	1,225,000	1,223,397.63	40.49	1,223,713.75	275.63
153092	313589HP1	108	FNMA D N	8/30/2012	7/1/2013		0.170%	0.170%	10,000,000	9,985,597.22	1,511.11	9,989,400.00	2,291.67
153135	313385HQ2	108	FHLB D N	8/31/2012	7/2/2013		0.150%	0.150%	2,000,000	1,997,458.33	258.33	1,997,880.00	163.34
152906	313397HW4	108	FHLMC D N	8/16/2012	7/8/2013		0.190%	0.190%	2,000,000	1,996,558.89	485.56	1,997,820.00	775.55
152936	313397HW4	108	FHLMC D N	8/20/2012	7/8/2013		0.190%	0.190%	190,000	189,677.11	42.12	189,792.90	73.67
152642	3136G0SH5	108	FNMA STEP UP	7/24/2012	7/17/2013		0.500%	0.500%	1,000,000	1,000,097.22	1,027.78	1,000,710.00	710.00
152685	TD0001	108	TIME DEPOSIT - MDTA	7/23/2012	7/23/2013		0.010%	0.010%	25,000	25,000.00	0.48	25,000.00	0.00
153132	313397JM4	108	FHLMC D N	8/31/2012	7/23/2013		0.170%	0.170%	3,000,000	2,995,381.67	439.17	2,996,550.00	729.16
152621	3136G0SF9	108	FNMA STEP UP	7/25/2012	7/25/2013		0.500%	0.500%	3,000,000	3,000,000.00	2,750.00	3,006,750.00	6,750.00
152833	9127957A3	108	TREASURY BILLS	8/9/2012	7/25/2013		0.170%	0.170%	2,000,000	1,996,694.44	500.56	1,997,457.12	262.12
153353	9127957A3	108	TREASURY BILLS	9/26/2012	7/25/2013		0.165%	0.165%	6,000,000	5,991,695.00	137.50	5,992,371.37	538.87
153350	313589JW4	108	FNMA D N	9/25/2012	8/1/2013		0.180%	0.180%	2,700,000	2,695,815.00	81.00	2,696,571.00	675.00
139498	3133XWYK9	108	FHLB - BULLET	2/8/2010	8/8/2013		1.875%	1.875%	15,000,000	15,000,000.00	41,406.25	15,213,900.00	213,900.00
153328	TD0001	108	TD ACT 365	9/18/2012	8/12/2013		0.010%	0.010%	25,000	25,000.00	0.09	24,881.88	(118.13)
153194	3136G0VN8	108	FNMA STEP UP	9/6/2012	8/21/2013		0.500%	0.500%	2,000,000	2,000,416.67	1,111.11	2,005,660.00	5,660.00
153229	3136G0VN8	108	FNMA STEP UP	9/11/2012	8/21/2013		0.500%	0.500%	2,000,000	2,000,555.56	1,111.12	2,005,660.00	5,660.00
152948	9127957E5	108	TREASURY BILLS	8/23/2012	8/22/2013		0.190%	0.190%	1,000,000	998,078.89	205.83	998,608.56	323.84
153356	9127957E5	108	TREASURY BILLS	9/26/2012	8/22/2013		0.170%	0.170%	5,000,000	4,992,208.33	118.06	4,993,042.81	716.42
153144	313385KX3	108	FHLB D N	8/31/2012	8/26/2013		0.180%	0.180%	2,000,000	1,996,400.00	310.00	1,997,260.00	550.00
145227	313372H64	108	FHLB - BULLET	1/28/2011	8/28/2013		1.000%	1.000%	1,200,000	1,200,000.00	1,100.00	1,208,748.00	8,748.00
152854	313380GC5	108	FHLB STEP UP	8/28/2012	8/28/2013	11/28/2012	0.300%	0.300%	4,000,000	4,000,000.00	1,100.00	4,000,120.00	120.00
152931	3136G0YU9	108	FNMA STEP UP	8/28/2012	8/28/2013		0.750%	0.780%	3,500,000	3,498,950.00	2,406.25	3,519,845.00	20,895.00
153196	313380F51	108	FHLB STEP UP	9/6/2012	8/28/2013	11/28/2012	0.500%	0.500%	500,000	500,055.56	229.17	499,885.00	(115.00)
153293	313385LA2	108	FHLB D N	9/18/2012	8/29/2013		0.175%	0.175%	500,000	499,161.46	31.60	499,310.00	116.94
145246	313372HW7	108	FHLB - BULLET	2/4/2011	9/4/2013		1.000%	1.000%	1,200,000	1,200,000.00	900.00	1,208,292.00	8,292.00
153201	313380H83	108	FHLB STEP UP	9/6/2012	9/6/2013	3/6/2013	0.500%	0.500%	2,500,000	2,500,000.00	868.06	2,497,475.00	(2,525.00)

MIAMI-DADE COUNTY
REPORT WRITER
AS OF DATE: September 30 ,2012
SORTING ORDER: FUND ICC#

INVSMT NUMBER	CUSIP NUMBER	FUND NUMBER	DESCRIPTION	PURCHASE SET DATE	MATURITY DATE	CALL DATE	INTEREST RATE	YTM TRADING	SCHEDULED PAR VALUE	CURRENT BOOK VALUE	PERIOD-END INTEREST ACCRL	MARKET VALUE	UNREALIZED GAIN/LOSS
142593	3136FPEL7	108	FNMA C I	9/9/2010	9/9/2013	9/9/2013	1.050%	1.050%	4,000,000	4,000,000.00	2,566.67	4,025,480.00	25,480.00
142737	3136FPEL7	108	FNMA C I	9/9/2010	9/9/2013	9/9/2013	1.050%	1.067%	5,410,000	5,409,101.62	3,471.42	5,444,461.70	35,360.08
153352	313313LQ9	108	FFCB D N	9/25/2012	9/12/2013		0.180%	0.180%	78,000	77,862.72	2.34	77,887.68	22.62
152932	3136G0ZF1	108	FNMA STEP UP	9/13/2012	9/13/2013		0.650%	0.650%	3,000,000	3,000,000.00	975.00	3,005,670.00	5,670.00
152933	3136G0ZP9	108	FNMA STEP UP	9/13/2012	9/13/2013		0.800%	0.800%	2,000,000	2,000,000.00	800.00	2,015,080.00	15,080.00
146291	31398A2M3	108	FNMA - BULLET	3/31/2011	9/30/2013		1.125%	1.125%	5,000,000	5,000,000.00	156.25	5,045,500.00	45,500.00
152763	3133EAE46	108	FFCB - BULLET	8/3/2012	10/3/2013		0.230%	0.230%	5,000,000	5,000,000.00	1,852.78	5,000,450.00	450.00
143222	31398A4H2	108	FNMA C I	10/8/2010	10/8/2013	10/8/2013	1.125%	1.125%	3,000,000	3,000,000.00	16,218.75	3,027,870.00	27,870.00
149208	3136FTDC0	108	FNMA STEP UP	10/24/2011	10/12/2013	10/12/2012	1.000%	1.077%	5,000,000	4,994,294.16	23,472.22	5,001,200.00	6,905.84
143339	31398A4N9	108	FNMA C I	10/15/2010	10/15/2013	10/15/2013	1.000%	1.008%	3,000,000	2,999,625.69	13,833.33	3,018,180.00	18,554.31
149143	31331KF88	108	FFCB - BULLET	10/17/2011	10/17/2013		0.400%	0.400%	2,500,000	2,500,000.00	4,555.56	2,504,550.00	4,550.00
149193	31331KK41	108	FFCB C I	10/25/2011	10/25/2013	10/25/2012	0.500%	0.500%	2,000,000	2,000,000.00	4,333.33	2,000,360.00	360.00
149467	3137EACX5	108	FHLMC - BULLET	11/7/2011	10/30/2013		0.375%	0.380%	1,000,000	999,924.34	1,572.92	1,001,580.00	1,655.66
149529	3135G0FN8	108	FNMA C I	11/21/2011	11/21/2013	11/21/2012	0.550%	0.593%	2,000,000	1,998,725.58	3,972.22	2,000,620.00	1,894.42
149605	31331KW30	108	FFCB - BULLET	11/22/2011	11/22/2013		0.500%	0.500%	5,000,000	5,000,000.00	8,958.33	5,009,400.00	9,400.00
145115	31331J2Z5	108	FFCB - BULLET	1/14/2011	11/26/2013		0.920%	1.080%	1,500,000	1,496,459.20	4,791.67	1,511,460.00	15,000.80
149964	3133762C8	108	FHLB - BULLET	12/13/2011	11/27/2013		0.375%	0.380%	2,000,000	1,999,846.71	2,583.33	2,003,500.00	3,653.29
149896	3134G26H0	108	FHLMC STEP UP	12/6/2011	11/28/2013	11/28/2012	1.250%	1.250%	5,000,000	5,000,000.00	21,354.17	5,009,400.00	9,400.00
153370	3133EAT32	108	FFCB - BULLET	9/27/2012	12/4/2013		0.230%	0.230%	2,000,000	2,000,293.89	345.00	1,999,800.00	(200.00)
153372	3133EAT32	108	FFCB - BULLET	9/27/2012	12/4/2013		0.230%	0.230%	2,000,000	2,000,293.89	345.00	1,999,800.00	(200.00)
152126	3133EASU3	108	FFCB - BULLET	6/6/2012	12/6/2013		0.300%	0.300%	1,000,000	1,000,000.00	958.33	1,000,720.00	720.00
149859	31331K2M1	108	FFCB - BULLET	12/9/2011	12/9/2013		0.400%	0.420%	2,000,000	1,999,404.36	2,488.89	2,003,800.00	4,395.64
150156	31331K4D9	108	FFCB C I	12/28/2011	12/27/2013	12/27/2012	0.470%	0.470%	10,000,000	10,000,000.00	12,272.22	10,005,900.00	5,900.00
150097	3136FTVC0	108	FNMA STEP UP	12/28/2011	12/28/2013	12/28/2012	1.000%	1.000%	4,415,000	4,415,000.00	11,405.42	4,424,713.00	9,713.00
150098	3136FTXL8	108	FNMA STEP UP	12/28/2011	12/28/2013	12/28/2012	1.000%	1.010%	3,500,000	3,499,476.20	9,041.67	3,507,665.00	8,188.80
150239	3136FTVC0	108	FNMA STEP UP	1/5/2012	12/28/2013	12/28/2012	1.000%	1.064%	5,000,000	4,995,271.44	12,916.67	5,011,000.00	15,728.56
150059	313376MM4	108	FHLB - BULLET	12/30/2011	12/30/2013		0.400%	0.400%	3,000,000	3,000,000.00	3,033.33	3,006,330.00	6,330.00
152640	3136G0VC2	108	FNMA STEP UP	7/26/2012	1/26/2014	7/26/2013	0.625%	0.625%	5,000,000	5,000,000.00	5,642.36	5,006,700.00	6,700.00
150715	3133783D1	108	FHLB - BULLET	2/13/2012	2/12/2014		0.300%	0.320%	2,400,000	2,399,280.66	960.00	2,401,968.00	2,687.34
153147	313380GX9	108	FHLB - BULLET	8/31/2012	2/24/2014		0.280%	0.280%	2,000,000	2,000,108.89	575.56	2,001,040.00	1,040.00
145134	31331KAH3	108	FFCB - BULLET	1/19/2011	2/27/2014		1.125%	1.190%	3,500,000	3,496,670.96	3,718.75	3,542,385.00	45,714.04
139791	31331JGC1	108	FFCB - BULLET	3/5/2010	3/5/2010		2.125%	2.125%	20,000,000	20,000,000.00	30,694.44	20,518,600.00	518,600.00
151101	3136FTZ77	108	FNMA STEP UP	3/13/2012	3/13/2014	3/13/2013	1.000%	1.000%	3,000,000	3,000,000.00	1,500.00	3,013,860.00	13,860.00
143064	31398A3R1	108	FNMA C I	9/21/2010	3/21/2014	3/21/2014	1.350%	1.350%	5,000,000	5,000,000.00	1,875.00	5,066,150.00	66,150.00
150533	3134G3NS5	108	FHLMC - BULLET	2/6/2012	3/21/2014		0.300%	0.319%	2,900,000	2,899,183.20	241.67	2,903,915.00	4,731.80
151541	3136FT5S4	108	FNMA STEP UP	4/10/2012	3/28/2014	3/28/2013	1.000%	1.000%	3,425,000	3,425,000.00	285.42	3,442,570.25	17,570.25
151631	3133EALD8	108	FFCB C I	4/16/2012	4/16/2014	4/16/2013	0.410%	0.410%	1,500,000	1,500,000.00	2,818.75	1,502,940.00	2,940.00
151697	3133EALW6	108	FFCB - BULLET	4/23/2012	4/23/2014		0.300%	0.300%	3,000,000	3,000,000.00	3,950.00	3,001,140.00	1,140.00
146170	3134G2CL4	108	FHLMC - BULLET	4/1/2011	4/29/2014		1.350%	1.350%	2,000,000	2,000,000.00	11,400.00	2,033,980.00	33,980.00
152307	3136G0NC1	108	FNMA STEP UP	6/28/2012	6/28/2014	6/28/2013	0.750%	0.780%	2,000,000	1,998,800.00	3,875.00	2,004,880.00	6,080.00
152143	313379SK6	108	FHLB - BULLET	6/18/2012	7/2/2014		0.400%	0.400%	1,300,000	1,300,000.00	1,285.56	1,303,055.00	3,055.00
152680	3136G0QY0	108	FNMA STEP UP	7/30/2012	7/25/2014	7/25/2013	0.750%	0.750%	3,000,000	3,000,312.50	4,125.00	3,011,250.00	11,250.00
152855	313380FS1	108	FHLB STEP UP	8/28/2012	8/28/2014	11/28/2012	0.700%	0.713%	3,000,000	2,999,250.00	1,925.00	3,000,270.00	1,020.00
149965	3134G2YJ5	108	FHLMC - BULLET	12/13/2011	9/19/2014		0.500%	0.600%	4,000,000	3,992,097.09	666.67	4,014,360.00	22,262.91
150100	3134G2YJ5	108	FHLMC - BULLET	12/22/2011	9/19/2014		0.500%	0.630%	3,405,000	3,396,255.16	567.51	3,417,223.95	20,968.79
149212	3135G0EJ8	108	FNMA C I	10/24/2011	10/24/2014	10/24/2012	0.850%	0.870%	2,500,000	2,498,751.82	9,267.36	2,500,875.00	2,123.18
149474	3136FTEN5	108	FNMA STEP UP	11/8/2011	10/26/2014	10/26/2012	1.000%	1.017%	4,000,000	3,998,315.79	17,222.22	4,000,760.00	2,444.21
149503	31331KQ86	108	FFCB - BULLET	11/10/2011	11/10/2014		0.600%	0.600%	2,000,000	2,000,000.00	4,700.00	2,011,580.00	11,580.00
149277	3134G24C3	108	FHLMC STEP UP	11/16/2011	11/16/2014	11/16/2012	1.500%	1.500%	4,000,000	4,000,000.00	22,500.00	4,006,480.00	6,480.00
149280	3134G24C3	108	FHLMC STEP UP	11/16/2011	11/16/2014	11/16/2012	1.500%	1.500%	5,000,000	5,000,000.00	28,125.00	5,008,100.00	8,100.00
152309	3136G0PU9	108	FNMA STEP UP	7/10/2012	1/10/2015	7/10/2013	0.850%	0.870%	1,500,000	1,499,250.00	2,868.75	1,506,210.00	9,960.00
151265	3133EAHP6	108	FFCB - BULLET	3/16/2012	3/16/2015		0.520%	0.537%	1,000,000	999,584.47	216.67	1,003,780.00	4,195.53
151154	3136FT4B2	108	FNMA C I	3/27/2012	3/27/2015	3/27/2013	0.650%	0.658%	3,000,000	2,999,376.71	216.67	3,006,210.00	6,833.29
151915	3133EANJ3	108	FFCB - BULLET	5/14/2012	5/1/2015		0.500%	0.515%	2,200,000	2,199,429.22	4,583.33	2,206,952.00	7,920.00
149279	3134G23S9	108	FHLMC C I	11/7/2011	5/7/2015	11/7/2012	1.050%	1.050%	2,000,000	2,000,000.00	8,400.00	2,001,260.00	1,260.00
151920	3135G0LC5	108	FNMA C I	5/29/2012	5/29/2015	11/29/2012	0.700%	0.700%	2,000,000	2,000,000.00	4,744.44	2,001,000.00	1,000.00

MIAMI-DADE COUNTY
REPORT WRITER
AS OF DATE: September 30 ,2012
SORTING ORDER: FUND ICC#

INVSMT NUMBER	CUSIP NUMBER	FUND NUMBER	DESCRIPTION	PURCHASE SET DATE	MATURITY DATE	CALL DATE	INTEREST RATE	YTM TRADING	SCHEDULED PAR VALUE	CURRENT BOOK VALUE	PERIOD-END INTEREST ACCRL	MARKET VALUE	UNREALIZED GAIN/LOSS
150845	313378CN9	108	FHLB - BULLET	2/17/2012	8/17/2015		0.600%	0.600%	2,000,000	2,000,000.00	1,466.67	2,011,660.00	11,660.00
153303	3133EAZ68	108	FFCB BULLET	9/25/2012	9/25/2015		0.400%	0.408%	2,000,000	1,999,500.00	133.33	1,999,460.00	(40.00)
149203	3136FPNV5	108	FNMA STEP UP	4/21/2011	10/21/2015		2.125%	2.125%	6,000,000	6,000,000.00	56,666.67	6,296,760.00	296,760.00
145973	31398A4M1	108	FNMA - BULLET	3/8/2011	10/26/2015		1.625%	2.221%	12,000,000	11,763,758.77	83,958.33	12,438,720.00	674,961.23
151141	3133EAFB9	108	FFCB - BULLET	3/7/2012	2/24/2016		0.720%	0.720%	3,000,000	3,000,000.00	2,220.00	3,021,450.00	21,450.00
152637	3133EAFZ8	108	FFCB C I	7/24/2012	3/23/2016	10/23/2012	0.625%	0.654%	2,500,000	2,497,496.64	347.21	2,500,650.00	3,153.36
152587	3133EAYQ5	108	FFCB C I	7/19/2012	7/19/2016	7/19/2013	0.710%	0.735%	2,500,000	2,497,500.00	3,550.00	2,504,675.00	7,175.00
153193	3133EAK98	108	FFCB C I	9/6/2012	2/15/2017	11/15/2012	0.850%	0.861%	3,100,000	3,099,987.08	3,366.94	3,102,635.00	4,185.00
150711	3136FTS59	108	FNMA C I	2/27/2012	2/27/2017	2/27/2015	1.000%	1.000%	2,000,000	2,000,000.00	1,888.89	2,022,420.00	22,420.00
151140	3136FTP52	108	FNMA C I	3/6/2012	2/28/2017	2/28/2013	1.100%	1.131%	2,500,000	2,496,612.64	2,520.83	2,506,575.00	9,962.36
150922	3135G0HW6	108	FNMA C I	3/8/2012	3/8/2017	3/8/2013	1.375%	1.375%	5,000,000	5,000,000.00	4,392.36	5,026,100.00	26,100.00
151137	3136FT2X6	108	FNMA C I	3/22/2012	3/22/2017	3/22/2013	1.300%	1.306%	2,000,000	1,999,460.79	650.00	2,011,120.00	11,659.21
152728	3133EAE38	108	FFCB C I	8/1/2012	5/1/2017	11/1/2012	0.820%	0.844%	3,000,000	2,996,700.00	4,100.00	3,001,620.00	4,920.00
151971	3133EAQN1	108	FFCB C I	5/17/2012	5/15/2017	5/15/2013	1.140%	1.140%	5,000,000	5,000,316.67	21,533.34	5,023,550.00	23,550.00
151921	3134G3V56	108	FHLMC C I	5/30/2012	5/30/2017	5/30/2013	1.250%	1.250%	3,500,000	3,500,000.00	14,704.86	3,510,500.00	10,500.00
151922	3136G0JD4	108	FNMA C I	5/30/2012	5/30/2017	5/30/2014	1.120%	1.120%	1,500,000	1,500,000.00	5,646.67	1,513,305.00	13,305.00
152250	3133EAVA3	108	FFCB C I	6/20/2012	6/20/2017	6/20/2013	1.100%	1.100%	2,500,000	2,500,000.00	7,715.28	2,512,050.00	12,050.00
152368	3136G0QG9	108	FNMA C I	6/28/2012	6/28/2017	12/28/2012	1.125%	1.125%	3,000,000	3,000,000.00	8,718.75	3,005,280.00	5,280.00
152643	3133EAZK7	108	FFCB C I	7/24/2012	7/24/2017	7/24/2013	0.970%	0.985%	1,000,000	999,250.00	1,805.28	1,003,510.00	4,260.00
153190	3135G0NC3	108	FNMA C I	9/6/2012	8/14/2017	8/14/2013	1.000%	1.000%	4,900,000	4,902,994.44	6,397.22	4,915,974.00	15,974.00
108 Total									1,161,730,685	1,160,782,164.46	1,303,871.86	1,164,393,054.32	3,276,434.88
149713	313396H97	109	FHLMC D N	11/28/2011	10/1/2012		0.145%	0.145%	2,000,000	1,997,518.89	2,481.11	2,000,000.00	0.00
149771	313312H94	109	FFCB D N	12/1/2011	10/1/2012		0.140%	0.140%	500,000	499,406.94	593.06	500,000.00	0.00
149983	313396H97	109	FHLMC D N	12/14/2011	10/1/2012		0.100%	0.100%	350,000	349,716.11	283.89	350,000.00	0.00
151198	WACHOVIA8	109	WACHOVIA INT BEARING	3/1/2012	10/1/2012		0.018%	0.017%	74,963,972	74,963,972.24	0.01	74,963,972.24	0.00
151273	313588H99	109	FNMA D N	3/13/2012	10/1/2012		0.160%	0.160%	2,000,000	1,998,204.44	1,795.56	2,000,000.00	0.00
151528	313396H97	109	FHLMC D N	4/9/2012	10/1/2012		0.155%	0.155%	5,000,000	4,996,232.64	3,767.36	5,000,000.00	0.00
153247	313384H93	109	FHLB D N	9/13/2012	10/1/2012		0.070%	0.070%	5,000,000	4,999,825.00	175.00	5,000,000.00	0.00
150744	313384J34	109	FHLB D N	2/8/2012	10/3/2012		0.120%	0.120%	228,000	227,819.12	179.36	227,999.62	1.14
150752	313396J38	109	FHLMC D N	2/9/2012	10/3/2012		0.130%	0.130%	3,910,000	3,906,653.69	3,318.07	3,909,993.48	21.72
152750	313384J34	109	FHLB D N	8/2/2012	10/3/2012		0.105%	0.105%	10,000,000	9,998,191.67	1,750.00	9,999,983.33	41.66
152957	313384J34	109	FHLB D N	8/20/2012	10/3/2012		0.120%	0.120%	2,300,000	2,299,662.67	322.00	2,299,996.17	11.50
149626	313384J42	109	FHLB D N	11/18/2011	10/4/2012		0.160%	0.160%	500,000	499,286.67	706.66	499,998.75	5.42
149763	313384J42	109	FHLB D N	12/1/2011	10/4/2012		0.125%	0.125%	2,000,000	1,997,861.11	2,118.06	1,999,995.00	15.83
150159	313384J42	109	FHLB D N	12/27/2011	10/4/2012		0.100%	0.100%	1,800,000	1,798,590.00	1,395.00	1,799,995.50	10.50
151654	313396J95	109	FHLMC D N	4/18/2012	10/9/2012		0.140%	0.140%	1,000,000	999,323.33	645.56	999,993.33	24.44
152059	313384J91	109	FHLB D N	5/30/2012	10/9/2012		0.140%	0.140%	1,200,000	1,199,384.00	578.67	1,199,992.00	29.33
151653	313384K24	109	FHLB D N	4/18/2012	10/10/2012		0.145%	0.145%	1,600,000	1,598,872.22	1,069.78	1,599,988.00	46.00
150926	313396K36	109	FHLMC D N	2/21/2012	10/11/2012		0.145%	0.145%	1,400,000	1,398,686.14	1,257.47	1,399,988.33	44.72
150988	313396K36	109	FHLMC D N	2/24/2012	10/11/2012		0.160%	0.160%	1,400,000	1,398,568.89	1,368.89	1,399,988.33	50.55
151814	313396K36	109	FHLMC D N	5/3/2012	10/11/2012		0.160%	0.160%	500,000	499,642.22	335.56	499,995.83	18.05
150930	313588K79	109	FNMA D N	2/21/2012	10/15/2012		0.145%	0.145%	1,000,000	999,045.42	898.19	999,988.33	44.72
151026	313588K79	109	FNMA D N	3/1/2012	10/15/2012		0.160%	0.160%	1,000,000	998,986.67	951.11	999,988.33	50.55
149207	3136FTCF4	109	FNMA STEP UP	10/21/2011	10/18/2012		0.500%	0.804%	1,650,000	1,647,518.18	3,735.42	1,650,396.00	2,877.82
150829	9127955G2	109	TREASURY BILLS	2/15/2012	10/18/2012		0.141%	0.141%	2,000,000	1,998,079.83	1,787.48	1,999,946.32	79.01
149273	3136FTCE7	109	FNMA STEP UP	10/31/2011	10/19/2012		1.125%	1.229%	4,430,000	4,427,722.43	22,426.88	4,432,303.60	4,581.17
149775	313384L31	109	FHLB D N	12/1/2011	10/19/2012		0.140%	0.140%	300,000	299,623.17	355.83	299,995.50	16.50
151709	313384L31	109	FHLB D N	4/24/2012	10/19/2012		0.135%	0.135%	1,000,000	999,332.50	600.00	999,985.00	52.50
153364	313384L31	109	FHLB D N	9/26/2012	10/19/2012		0.070%	0.070%	250,000	249,988.82	2.43	249,996.25	5.00
151238	313384L64	109	FHLB D N	3/9/2012	10/22/2012		0.140%	0.140%	400,000	399,646.89	320.44	399,993.00	25.67
151710	313396L68	109	FHLMC D N	4/24/2012	10/22/2012		0.138%	0.138%	1,000,000	999,306.17	613.33	999,982.50	63.00
150925	313396L76	109	FHLMC D N	2/21/2012	10/23/2012		0.145%	0.145%	1,653,000	1,651,368.81	1,484.72	1,652,969.70	116.17
151776	313384L80	109	FHLB D N	5/1/2012	10/24/2012		0.155%	0.155%	1,553,000	1,551,823.17	1,023.04	1,552,970.23	124.02
151777	9127956N6	109	TREASURY BILLS	5/1/2012	10/25/2012		0.142%	0.142%	1,000,000	999,301.83	603.50	999,963.08	57.75
149629	313384M22	109	FHLB D N	11/18/2011	10/26/2012		0.160%	0.160%	150,000	149,771.33	212.00	149,996.88	13.55
140703	3133XY5B7	109	FHLB - BULLET	4/29/2010	10/29/2012		1.450%	1.460%	8,000,000	7,999,601.75	48,977.78	8,007,920.00	8,318.25

MIAMI-DADE COUNTY
REPORT WRITER
AS OF DATE: September 30 ,2012
SORTING ORDER: FUND ICC#

INVSMT NUMBER	CUSIP NUMBER	FUND NUMBER	DESCRIPTION	PURCHASE SET DATE	MATURITY DATE	CALL DATE	INTEREST RATE	YTM TRADING	SCHEDULED PAR VALUE	CURRENT BOOK VALUE	PERIOD-END INTEREST ACCRL	MARKET VALUE	UNREALIZED GAIN/LOSS
152055	313384M63	109	FHLB D N	5/30/2012	10/30/2012		0.140%	0.140%	2,300,000	2,298,631.50	1,109.11	2,299,944.42	203.81
150928	313384M71	109	FHLB D N	2/21/2012	10/31/2012		0.145%	0.145%	1,093,000	1,091,886.20	981.73	1,092,972.68	104.75
151810	313588M77	109	FNMA D N	5/3/2012	10/31/2012		0.160%	0.160%	1,563,000	1,561,742.65	1,048.95	1,562,960.93	169.33
151675	313588M85	109	FNMA D N	4/19/2012	11/1/2012		0.150%	0.150%	1,000,000	999,183.33	687.50	999,974.17	103.34
151997	313396M83	109	FHLMC D N	5/21/2012	11/1/2012		0.160%	0.160%	730,000	729,467.91	431.51	729,981.14	81.72
151143	313396M91	109	FHLMC D N	3/7/2012	11/2/2012		0.160%	0.160%	1,060,000	1,058,869.33	979.91	1,059,971.73	122.49
151862	313384M97	109	FHLB D N	5/7/2012	11/2/2012		0.170%	0.170%	1,000,000	999,154.72	694.17	999,973.33	124.44
151945	313396M91	109	FHLMC D N	5/15/2012	11/2/2012		0.165%	0.165%	550,000	549,568.94	350.39	549,985.33	66.00
152107	313384M97	109	FHLB D N	6/4/2012	11/2/2012		0.140%	0.140%	1,355,000	1,354,204.31	627.07	1,354,963.87	132.49
152753	313384M97	109	FHLB D N	8/3/2012	11/2/2012		0.120%	0.120%	20,000,000	19,993,933.33	3,933.34	19,999,466.67	1,600.00
151973	313312N48	109	FFCB D N	5/17/2012	11/5/2012		0.150%	0.150%	899,000	898,355.72	513.18	898,973.78	104.88
152043	313312N48	109	FFCB D N	5/29/2012	11/5/2012		0.155%	0.155%	2,566,000	2,564,232.31	1,381.01	2,565,925.16	311.84
153165	313312N48	109	FFCB D N	9/5/2012	11/5/2012		0.120%	0.120%	375,000	374,923.75	32.50	374,989.06	32.81
152235	313396N58	109	FHLMC D N	6/15/2012	11/6/2012		0.160%	0.160%	2,600,000	2,598,336.00	1,248.00	2,599,922.00	338.00
151637	313396N66	109	FHLMC D N	4/17/2012	11/7/2012		0.140%	0.140%	1,800,000	1,798,572.00	1,169.00	1,799,944.50	203.50
151946	313384N62	109	FHLB D N	5/15/2012	11/7/2012		0.155%	0.155%	400,000	399,696.89	239.39	399,987.67	51.39
152958	313384N62	109	FHLB D N	8/20/2012	11/7/2012		0.125%	0.125%	2,177,000	2,176,402.84	317.48	2,176,932.88	212.56
151825	313384N70	109	FHLB D N	5/4/2012	11/8/2012		0.145%	0.145%	3,000,000	2,997,728.33	1,812.50	2,999,905.00	364.17
151081	313396N82	109	FHLMC D N	3/2/2012	11/9/2012		0.160%	0.160%	916,000	914,974.08	867.15	915,970.23	129.00
151811	313384N88	109	FHLB D N	5/3/2012	11/9/2012		0.145%	0.145%	1,000,000	999,234.72	608.20	999,967.50	124.58
151077	313396P49	109	FHLMC D N	3/2/2012	11/13/2012		0.145%	0.145%	1,500,000	1,498,453.33	1,286.88	1,499,946.25	206.04
152060	313396P49	109	FHLMC D N	5/30/2012	11/13/2012		0.160%	0.160%	285,000	284,788.47	157.06	284,989.79	44.26
151957	313384P52	109	FHLB D N	5/16/2012	11/14/2012		0.160%	0.160%	1,600,000	1,598,705.78	981.33	1,599,941.33	254.22
151994	313384P52	109	FHLB D N	5/21/2012	11/14/2012		0.170%	0.170%	2,000,000	1,998,328.33	1,256.11	1,999,926.67	342.23
152104	313588P58	109	FNMA D N	6/4/2012	11/14/2012		0.130%	0.130%	2,803,000	2,801,350.12	1,204.51	2,802,897.22	342.59
151931	9127955L1	109	TREASURY BILLS	5/14/2012	11/15/2012		0.141%	0.141%	750,000	749,456.56	411.25	749,935.37	67.56
152190	313396P64	109	FHLMC D N	6/13/2012	11/15/2012		0.160%	0.160%	1,306,000	1,305,100.31	638.49	1,305,951.03	212.23
149723	313312P79	109	FFCB D N	11/29/2011	11/16/2012		0.160%	0.160%	967,000	965,482.88	1,319.42	966,962.93	160.63
149947	313312P79	109	FFCB D N	12/12/2011	11/16/2012		0.155%	0.155%	274,000	273,598.89	346.84	273,989.50	43.77
151734	313396P72	109	FHLMC D N	4/27/2012	11/16/2012		0.150%	0.150%	1,166,000	1,165,013.76	762.76	1,165,955.30	178.78
151237	313588Q24	109	FNMA D N	3/9/2012	11/19/2012		0.160%	0.160%	1,000,000	998,866.67	915.55	999,959.17	176.95
152014	313396Q22	109	FHLMC D N	5/23/2012	11/19/2012		0.156%	0.156%	1,000,000	999,220.00	567.67	999,959.17	171.50
150952	313312Q37	109	FFCB D N	2/22/2012	11/20/2012		0.150%	0.150%	1,000,000	998,866.67	925.00	999,958.33	166.66
151792	313312Q45	109	FFCB D N	5/2/2012	11/21/2012		0.160%	0.160%	1,500,000	1,498,646.67	1,013.33	1,499,936.25	276.25
152115	9127956T3	109	TREASURY BILLS	6/5/2012	11/23/2012		0.118%	0.118%	2,000,000	1,998,883.75	770.28	1,999,788.00	133.97
152176	313396Q97	109	FHLMC D N	6/12/2012	11/26/2012		0.150%	0.150%	500,000	499,652.08	231.25	499,976.67	93.34
152299	313396Q97	109	FHLMC D N	6/22/2012	11/26/2012		0.160%	0.160%	1,082,000	1,081,245.00	485.70	1,081,949.51	218.81
149843	3136FTLZ0	109	FNMA STEP UP	12/2/2011	11/28/2012		1.000%	1.102%	3,315,000	3,313,324.19	11,326.25	3,319,342.65	6,018.46
152400	313384R35	109	FHLB D N	6/29/2012	11/28/2012		0.140%	0.140%	2,100,000	2,098,758.67	767.66	2,099,898.50	372.17
150944	313588R49	109	FNMA D N	2/22/2012	11/29/2012		0.170%	0.170%	1,700,000	1,697,744.19	1,782.17	1,699,916.42	390.06
152105	313384R50	109	FHLB D N	6/4/2012	11/30/2012		0.140%	0.140%	2,292,000	2,290,404.51	1,060.69	2,291,847.20	382.00
147046	31331KMM9	109	FFCB - BULLET	6/3/2011	12/3/2012		0.350%	0.350%	3,000,000	3,000,000.00	3,441.67	3,000,990.00	990.00
152174	313396R88	109	FHLMC D N	6/12/2012	12/3/2012		0.160%	0.160%	1,026,000	1,025,206.56	506.16	1,025,928.18	215.46
152334	313588R80	109	FNMA D N	6/26/2012	12/3/2012		0.175%	0.175%	250,000	249,805.56	117.88	249,982.50	59.06
152054	313396R96	109	FHLMC D N	5/30/2012	12/4/2012		0.155%	0.155%	2,391,000	2,389,064.62	1,276.53	2,390,829.97	488.82
152749	313396R96	109	FHLMC D N	8/2/2012	12/4/2012		0.130%	0.130%	18,000,000	17,991,940.00	3,900.00	17,998,720.00	2,880.00
152131	313384S26	109	FHLB D N	6/6/2012	12/5/2012		0.145%	0.145%	3,000,000	2,997,800.83	1,413.75	2,999,783.33	568.75
152284	313588S22	109	FNMA D N	6/21/2012	12/5/2012		0.160%	0.160%	900,000	899,332.00	408.00	899,935.00	195.00
152127	9127956V8	109	TREASURY BILLS	6/7/2012	12/6/2012		0.129%	0.129%	3,000,000	2,998,043.50	1,247.00	2,999,592.35	301.85
151674	313312S43	109	FFCB D N	4/19/2012	12/7/2012		0.150%	0.150%	1,600,000	1,598,453.33	1,100.00	1,599,880.89	327.56
152173	313396S79	109	FHLMC D N	6/12/2012	12/10/2012		0.150%	0.150%	1,500,000	1,498,868.75	693.75	1,499,883.33	320.83
152312	313396S79	109	FHLMC D N	6/25/2012	12/10/2012		0.170%	0.170%	763,000	762,394.69	353.10	762,940.66	192.87
151652	313384S83	109	FHLB D N	4/18/2012	12/11/2012		0.160%	0.160%	2,100,000	2,097,788.00	1,549.33	2,099,834.33	497.00
150158	313312S92	109	FFCB D N	12/27/2011	12/12/2012		0.140%	0.140%	10,000,000	9,986,350.00	10,850.00	9,999,200.00	2,000.00
152241	313396S95	109	FHLMC D N	6/15/2012	12/12/2012		0.150%	0.150%	513,000	512,615.25	230.85	512,958.96	112.86
152116	9127955Q0	109	TREASURY BILLS	6/5/2012	12/13/2012		0.115%	0.115%	2,000,000	1,998,779.72	753.89	1,999,669.07	135.46

MIAMI-DADE COUNTY
REPORT WRITER
AS OF DATE: September 30 ,2012
SORTING ORDER: FUND ICC#

INVSMT NUMBER	CUSIP NUMBER	FUND NUMBER	DESCRIPTION	PURCHASE SET DATE	MATURITY DATE	CALL DATE	INTEREST RATE	YTM TRADING	SCHEDULED PAR VALUE	CURRENT BOOK VALUE	PERIOD-END INTEREST ACCRL	MARKET VALUE	UNREALIZED GAIN/LOSS
150953	313384T66	109	FHLB D N	2/22/2012	12/17/2012		0.150%	0.150%	800,000	799,003.33	740.00	799,931.56	188.23
152106	313384T66	109	FHLB D N	6/4/2012	12/17/2012		0.150%	0.150%	1,860,000	1,858,481.00	922.25	1,859,840.87	437.62
152191	313384T74	109	FHLB D N	6/13/2012	12/18/2012		0.150%	0.150%	1,000,000	999,216.67	458.33	999,913.33	238.33
152266	313384T82	109	FHLB D N	6/20/2012	12/19/2012		0.160%	0.160%	1,200,000	1,199,029.33	549.34	1,199,894.67	316.00
152175	313396T94	109	FHLMC D N	6/12/2012	12/20/2012		0.160%	0.160%	1,000,000	999,151.11	493.33	999,911.11	266.67
152252	313396T94	109	FHLMC D N	6/19/2012	12/20/2012		0.170%	0.170%	2,000,000	1,998,262.22	982.22	1,999,822.22	577.78
152323	313588T96	109	FNMA D N	6/26/2012	12/20/2012		0.165%	0.165%	2,615,000	2,612,878.58	1,162.59	2,614,767.56	726.39
152401	313384U23	109	FHLB D N	6/29/2012	12/21/2012		0.170%	0.170%	1,500,000	1,498,760.42	665.83	1,499,865.00	438.75
152353	313396U50	109	FHLMC D N	6/27/2012	12/24/2012		0.165%	0.165%	2,112,000	2,110,257.60	929.28	2,111,802.88	616.00
152354	313396U50	109	FHLMC D N	6/27/2012	12/24/2012		0.160%	0.160%	2,000,000	1,998,400.00	853.33	1,999,813.33	560.00
151928	313312U73	109	FFCB D N	5/14/2012	12/26/2012		0.160%	0.160%	1,500,000	1,498,493.33	933.34	1,499,856.67	430.00
152404	313588U78	109	FNMA D N	6/29/2012	12/26/2012		0.175%	0.175%	1,000,000	999,125.00	456.94	999,904.44	322.50
150942	313312U81	109	FFCB D N	2/22/2012	12/27/2012		0.170%	0.170%	2,823,000	2,818,880.77	2,959.45	2,822,727.11	886.89
151830	313396U84	109	FHLMC D N	5/4/2012	12/27/2012		0.155%	0.155%	471,000	470,519.38	304.19	470,954.47	130.90
151635	313312U99	109	FFCB D N	4/17/2012	12/28/2012		0.160%	0.160%	2,700,000	2,696,940.00	2,004.00	2,699,736.00	792.00
152744	313396V42	109	FHLMC D N	8/2/2012	12/31/2012		0.145%	0.145%	2,322,000	2,320,587.77	561.15	2,321,706.53	557.61
151812	313589AB9	109	FNMA D N	5/3/2012	1/2/2013		0.160%	0.160%	1,000,000	998,915.56	671.11	999,870.83	284.16
151740	313589AC7	109	FNMA D N	4/26/2012	1/3/2013		0.160%	0.160%	965,000	963,919.20	677.64	964,874.01	277.17
151958	313397AC5	109	FHLMC D N	5/16/2012	1/3/2013		0.175%	0.175%	1,500,000	1,498,308.33	1,006.25	1,499,804.17	489.59
153143	313397AC5	109	FHLMC D N	8/31/2012	1/3/2013		0.150%	0.150%	450,000	449,765.63	58.12	449,941.25	117.50
151676	313589AD5	109	FNMA D N	4/19/2012	1/4/2013		0.155%	0.155%	1,000,000	998,880.56	710.41	999,868.06	277.09
151656	313589AG8	109	FNMA D N	4/18/2012	1/7/2013		0.160%	0.160%	750,000	749,120.00	553.33	749,897.92	224.59
152282	313589AG8	109	FNMA D N	6/21/2012	1/7/2013		0.170%	0.170%	1,376,000	1,374,700.44	662.78	1,375,812.71	449.49
151739	313589AH6	109	FNMA D N	4/26/2012	1/8/2013		0.160%	0.160%	1,000,000	998,857.78	702.22	999,862.50	302.50
152325	313397AH4	109	FHLMC D N	6/26/2012	1/8/2013		0.150%	0.150%	2,000,000	1,998,366.67	808.33	1,999,725.00	550.00
139776	3137EACG2	109	FHLMC - BULLET	3/4/2010	1/9/2013		1.375%	1.461%	2,000,000	1,999,157.01	6,263.89	2,006,600.00	7,442.99
151228	9127955V9	109	TREASURY BILLS	3/8/2012	1/10/2013		0.155%	0.155%	1,200,000	1,198,408.67	1,069.50	1,199,729.36	251.19
150741	313313AP3	109	FFCB D N	2/8/2012	1/14/2013		0.170%	0.170%	515,000	514,170.71	573.94	514,924.90	180.25
152402	313397AP6	109	FHLMC D N	6/29/2012	1/14/2013		0.170%	0.170%	1,320,000	1,318,759.57	585.93	1,319,807.50	462.00
152623	313385AR7	109	FHLB D N	7/23/2012	1/16/2013		0.150%	0.150%	1,285,000	1,284,052.31	374.79	1,284,809.03	381.93
152283	313397AS0	109	FHLMC D N	6/21/2012	1/17/2013		0.165%	0.165%	1,150,000	1,148,893.13	537.62	1,149,827.50	396.75
152764	9127957B1	109	TREASURY BILLS	8/3/2012	1/17/2013		0.120%	0.120%	5,000,000	4,997,216.67	983.33	4,998,870.91	670.91
152769	313397AS0	109	FHLMC D N	8/3/2012	1/17/2013		0.150%	0.150%	3,675,000	3,672,442.81	903.44	3,674,448.75	1,102.50
152697	313385AT3	109	FHLB D N	7/30/2012	1/18/2013		0.155%	0.155%	1,000,000	999,259.44	271.25	999,848.61	317.92
152056	313397AX9	109	FHLMC D N	5/30/2012	1/22/2013		0.160%	0.160%	2,000,000	1,997,893.33	1,102.22	1,999,686.11	690.56
152729	313397AX9	109	FHLMC D N	8/1/2012	1/22/2013		0.165%	0.165%	2,728,000	2,725,824.42	762.70	2,727,571.86	984.74
152660	313589AY9	109	FNMA D N	7/26/2012	1/23/2013		0.160%	0.160%	1,400,000	1,398,873.78	416.89	1,399,778.33	487.66
152829	313385AY2	109	FHLB D N	8/8/2012	1/23/2013		0.148%	0.148%	800,000	799,447.47	177.60	799,873.33	248.26
152691	313385BA3	109	FHLB D N	7/30/2012	1/25/2013		0.160%	0.160%	1,000,000	999,204.44	280.00	999,838.89	354.45
152745	313385BA3	109	FHLB D N	8/2/2012	1/25/2013		0.160%	0.160%	2,000,000	1,998,435.56	533.33	1,999,677.78	708.89
152770	313397BD2	109	FHLMC D N	8/3/2012	1/28/2013		0.150%	0.150%	2,858,000	2,855,880.32	702.59	2,857,527.64	944.73
152772	313397BD2	109	FHLMC D N	8/3/2012	1/28/2013		0.155%	0.155%	900,000	899,310.25	228.63	899,851.25	312.37
152767	313589BF9	109	FNMA D N	8/3/2012	1/30/2013		0.150%	0.150%	20,000,000	19,985,000.00	4,916.67	19,995,294.44	5,377.77
152771	313589BF9	109	FNMA D N	8/3/2012	1/30/2013		0.145%	0.145%	1,949,000	1,947,586.98	463.16	1,948,541.44	491.30
152754	9127957D7	109	TREASURY BILLS	8/3/2012	1/31/2013		0.135%	0.135%	20,000,000	19,986,425.00	4,425.00	19,993,900.00	3,050.00
152777	9127957D7	109	TREASURY BILLS	8/6/2012	1/31/2013		0.133%	0.133%	25,000,000	24,983,559.72	5,172.22	24,992,375.00	3,643.06
151930	313397BH3	109	FHLMC D N	5/14/2012	2/1/2013		0.180%	0.180%	1,000,000	998,685.00	700.00	999,760.83	375.83
151677	313385BL9	109	FHLB D N	4/19/2012	2/4/2013		0.165%	0.165%	911,000	909,784.95	688.95	910,776.81	302.91
153134	313385BL9	109	FHLB D N	8/31/2012	2/4/2013		0.150%	0.150%	2,000,000	1,998,691.67	258.33	1,999,510.00	560.00
150504	313376ZL2	109	FHLB - BULLET	2/6/2012	2/6/2013		0.170%	0.170%	2,000,000	2,000,000.00	519.44	1,999,920.00	(80.00)
152836	313589BN2	109	FNMA D N	8/9/2012	2/6/2013		0.160%	0.160%	1,665,000	1,665,658.99	392.67	1,666,585.10	533.44
151996	9127955Z0	109	TREASURY BILLS	5/21/2012	2/7/2013		0.155%	0.155%	1,100,000	1,098,759.14	629.90	1,099,599.21	210.17
152322	9127955Z0	109	TREASURY BILLS	6/26/2012	2/7/2013		0.153%	0.153%	3,000,000	2,997,118.50	1,236.75	2,998,906.95	551.70
153161	9127955Z0	109	TREASURY BILLS	8/6/2012	2/7/2013		0.130%	0.130%	20,000,000	19,986,638.89	4,044.44	19,992,712.98	2,029.65
151778	313385BT2	109	FHLB D N	5/1/2012	2/11/2013		0.175%	0.175%	1,000,000	998,609.72	743.75	999,741.39	387.92
153054	313397BT7	109	FHLMC D N	8/28/2012	2/11/2013		0.160%	0.160%	1,600,000	1,598,812.44	241.78	1,599,586.22	532.00

MIAMI-DADE COUNTY
REPORT WRITER
AS OF DATE: September 30 ,2012
SORTING ORDER: FUND ICC#

INVSMT NUMBER	CUSIP NUMBER	FUND NUMBER	DESCRIPTION	PURCHASE SET DATE	MATURITY DATE	CALL DATE	INTEREST RATE	YTM TRADING	SCHEDULED PAR VALUE	CURRENT BOOK VALUE	PERIOD-END INTEREST ACCRL	MARKET VALUE	UNREALIZED GAIN/LOSS
153234	313397BT7	109	FHLMC D N	9/11/2012	2/11/2013		0.160%	0.160%	400,000	399,728.00	35.56	399,896.56	133.00
152974	313589BV4	109	FNMA D N	8/21/2012	2/13/2013		0.160%	0.160%	1,605,000	1,603,744.53	292.47	1,604,578.69	541.69
150972	313397BW0	109	FHLMC D N	2/23/2012	2/14/2013		0.180%	0.180%	335,000	334,402.03	370.17	334,911.41	139.21
152975	313589BW2	109	FNMA D N	8/21/2012	2/14/2013		0.170%	0.170%	1,100,000	1,099,080.58	212.97	1,099,709.11	415.56
152976	313589BW2	109	FNMA D N	8/21/2012	2/14/2013		0.155%	0.155%	900,000	899,314.13	158.87	899,762.00	289.00
152991	313589BW2	109	FNMA D N	8/22/2012	2/14/2013		0.170%	0.170%	730,000	729,393.29	137.89	729,806.96	275.78
145184	31331KAE0	109	FFCB - BULLET	1/21/2011	2/19/2013		0.750%	0.750%	3,400,000	3,400,000.00	2,975.00	3,407,684.00	7,684.00
152990	313385CC8	109	FHLB D N	8/22/2012	2/20/2013		0.165%	0.165%	1,000,000	999,165.83	183.33	999,723.89	374.73
153128	313589CC5	109	FNMA D N	8/31/2012	2/20/2013		0.150%	0.150%	5,000,000	4,996,395.83	645.83	4,998,619.44	1,577.78
153035	313385CD6	109	FHLB D N	8/24/2012	2/21/2013		0.150%	0.150%	500,000	499,622.92	79.17	499,860.97	158.88
153053	313385CE4	109	FHLB D N	8/28/2012	2/22/2013		0.155%	0.155%	1,800,000	1,798,620.50	263.50	1,799,496.00	612.00
153052	313397CH2	109	FHLMC D N	8/28/2012	2/25/2013		0.160%	0.160%	2,572,000	2,569,930.97	388.66	2,571,264.84	945.21
153055	313397CJ8	109	FHLMC D N	8/28/2012	2/26/2013		0.155%	0.155%	1,300,000	1,298,981.31	190.30	1,299,625.89	454.28
153233	313589CK7	109	FNMA D N	9/11/2012	2/27/2013		0.160%	0.160%	500,000	499,624.44	44.44	499,855.14	186.26
151333	313397CM1	109	FHLMC D N	3/20/2012	3/1/2013		0.160%	0.160%	3,500,000	3,494,617.77	3,033.34	3,498,825.56	1,174.45
152058	313385CQ7	109	FHLB D N	5/30/2012	3/4/2013		0.150%	0.150%	1,300,000	1,298,494.17	671.67	1,299,555.11	389.27
151790	313313CR7	109	FFCB D N	5/2/2012	3/5/2013		0.180%	0.180%	1,000,000	998,465.00	760.00	999,655.56	430.56
151884	313313CR7	109	FFCB D N	5/9/2012	3/5/2013		0.180%	0.180%	2,500,000	2,496,250.00	1,812.50	2,499,138.89	1,076.39
152989	313397CR0	109	FHLMC D N	8/22/2012	3/5/2013		0.165%	0.165%	1,500,000	1,498,659.38	275.00	1,499,483.33	548.95
153141	313397CR0	109	FHLMC D N	8/31/2012	3/5/2013		0.155%	0.155%	700,000	699,439.42	93.43	699,758.89	226.04
151995	9127956E6	109	TREASURY BILLS	5/21/2012	3/7/2013		0.173%	0.173%	1,500,000	1,497,909.58	958.71	1,499,155.75	287.46
152765	9127956E6	109	TREASURY BILLS	8/3/2012	3/7/2013		0.131%	0.131%	5,000,000	4,996,070.00	1,073.47	4,997,185.85	42.38
152326	313385CU8	109	FHLB D N	6/26/2012	3/8/2013		0.185%	0.185%	1,950,000	1,947,444.69	972.02	1,949,315.33	898.62
152253	313313CX4	109	FFCB D N	6/19/2012	3/11/2013		0.170%	0.170%	1,000,000	998,748.61	491.11	999,642.22	402.50
153070	313589CZ4	109	FNMA D N	8/29/2012	3/13/2013		0.160%	0.160%	1,590,000	1,588,614.93	233.20	1,589,424.07	575.94
153118	313589CZ4	109	FNMA D N	8/31/2012	3/13/2013		0.160%	0.160%	1,500,000	1,498,706.67	206.67	1,499,456.67	543.33
152297	313385DB9	109	FHLB D N	6/22/2012	3/15/2013		0.185%	0.185%	2,250,000	2,246,924.38	1,167.81	2,249,175.00	1,082.81
152970	313397DB4	109	FHLMC D N	8/21/2012	3/15/2013		0.165%	0.165%	3,500,000	3,496,695.42	657.71	3,498,716.67	1,363.54
152300	313385DE3	109	FHLB D N	6/22/2012	3/18/2013		0.185%	0.185%	750,000	748,963.23	389.27	749,720.00	367.50
152301	313385DF0	109	FHLB D N	6/22/2012	3/19/2013		0.185%	0.185%	750,000	748,959.38	389.27	749,718.33	369.68
153163	313397DF5	109	FHLMC D N	9/5/2012	3/19/2013		0.170%	0.170%	300,000	299,723.75	36.83	299,887.33	126.75
152690	313385DG8	109	FHLB D N	7/30/2012	3/20/2013		0.170%	0.170%	2,000,000	1,997,799.44	595.00	1,999,244.44	850.00
134044	31331GRG6	109	FFCB - BULLET	3/26/2009	3/26/2013		2.500%	2.511%	10,000,000	9,999,507.19	3,472.22	10,112,800.00	113,292.81
152826	313397DP3	109	FHLMC D N	8/8/2012	3/27/2013		0.150%	0.150%	2,000,000	1,998,075.00	450.00	1,999,213.33	688.33
153366	912795Z61	109	TREASURY BILLS	9/27/2012	3/28/2013		0.138%	0.138%	6,500,000	6,495,481.60	99.31	6,495,757.67	176.76
151762	313397DU2	109	FHLMC D N	4/30/2012	4/1/2013		0.185%	0.185%	912,000	910,425.28	721.75	911,538.93	391.90
151885	313385DU7	109	FHLB D N	5/9/2012	4/1/2013		0.180%	0.180%	1,433,000	1,430,657.05	1,038.92	1,432,275.54	579.57
152827	313385DV5	109	FHLB D N	8/8/2012	4/2/2013		0.175%	0.175%	2,000,000	1,997,695.83	525.00	1,998,983.33	762.50
152189	313397DW8	109	FHLMC D N	6/13/2012	4/3/2013		0.177%	0.177%	2,000,000	1,997,109.00	1,081.67	1,998,977.78	787.11
152285	313397DW8	109	FHLMC D N	6/21/2012	4/3/2013		0.190%	0.190%	900,000	898,641.50	484.50	899,540.00	414.00
153121	313397DW8	109	FHLMC D N	8/30/2012	4/3/2013		0.160%	0.160%	125,000	124,880.00	17.78	124,936.11	38.33
152403	9127956F3	109	TREASURY BILLS	6/29/2012	4/4/2013		0.174%	0.174%	1,220,000	1,218,354.83	554.29	1,219,143.06	233.94
152756	9127956F3	109	TREASURY BILLS	8/3/2012	4/4/2013		0.140%	0.140%	10,000,000	9,990,511.11	2,294.44	9,992,975.94	170.39
134872	31331GVD8	109	FFCB - BULLET	5/8/2009	4/8/2013		2.200%	2.251%	5,000,000	4,997,583.51	52,861.11	5,052,150.00	54,566.49
152057	313397ED9	109	FHLMC D N	5/30/2012	4/10/2013		0.195%	0.195%	1,600,000	1,597,270.00	1,074.67	1,599,151.11	806.44
149263	3136FTDY2	109	FNMA STEP UP	10/28/2011	4/17/2013	10/17/2012	0.875%	0.944%	5,000,000	4,996,610.80	19,930.56	5,001,700.00	5,089.20
151748	3136G0BS9	109	FNMA STEP UP	4/27/2012	4/18/2013	10/18/2012	0.500%	0.500%	750,000	750,093.75	1,697.92	750,097.50	97.50
151795	313397ES6	109	FHLMC D N	5/2/2012	4/23/2013		0.200%	0.200%	223,000	222,558.96	188.31	222,873.63	126.36
152013	313397ES6	109	FHLMC D N	5/23/2012	4/23/2013		0.200%	0.200%	1,500,000	1,497,208.33	1,091.67	1,499,150.00	850.00
151974	313385ET9	109	FHLB D N	5/17/2012	4/24/2013		0.210%	0.210%	100,000	99,800.50	79.92	99,943.06	62.64
151744	3136G0DK4	109	FNMA STEP UP	4/27/2012	4/26/2013	10/26/2012	0.500%	0.500%	1,000,000	1,000,013.89	2,152.78	1,000,130.00	130.00
153113	313589FA6	109	FNMA D N	8/30/2012	5/1/2013		0.150%	0.150%	2,000,000	1,997,966.67	266.67	1,998,822.22	588.88
152759	9127956L0	109	TREASURY BILLS	8/3/2012	5/2/2013		0.150%	0.150%	9,000,000	8,989,800.00	2,212.50	8,992,064.51	52.01
153363	313385FC5	109	FHLB D N	9/26/2012	5/3/2013		0.165%	0.165%	3,000,000	2,996,988.75	68.75	2,998,216.67	1,159.17
152972	313385FF8	109	FHLB D N	8/21/2012	5/6/2013		0.180%	0.180%	2,500,000	2,496,775.00	512.50	2,498,493.06	1,205.56
140486	31398AJ94	109	FNMA - BULLET	4/15/2010	5/7/2013		1.750%	1.780%	5,000,000	4,998,551.17	35,000.00	5,044,650.00	46,098.83

MIAMI-DADE COUNTY
REPORT WRITER
AS OF DATE: September 30 ,2012
SORTING ORDER: FUND ICC#

INVSMT NUMBER	CUSIP NUMBER	FUND NUMBER	DESCRIPTION	PURCHASE SET DATE	MATURITY DATE	CALL DATE	INTEREST RATE	YTM TRADING	SCHEDULED PAR VALUE	CURRENT BOOK VALUE	PERIOD-END INTEREST ACCRL	MARKET VALUE	UNREALIZED GAIN/LOSS
149494	313376C86	109	FHLB - BULLET	11/9/2011	5/7/2013		0.300%	0.310%	2,000,000	1,999,799.63	2,400.00	2,001,200.00	1,400.37
152114	3133EAQJ0	109	FFCB - BULLET	6/5/2012	5/14/2013		0.200%	0.212%	2,000,000	1,999,999.33	1,522.22	1,999,880.00	114.00
153093	313589FV0	109	FNMA D N	8/30/2012	5/20/2013		0.160%	0.160%	2,000,000	1,997,662.22	284.44	1,998,716.67	770.01
152053	313385FW1	109	FHLB D N	5/30/2012	5/21/2013		0.210%	0.210%	2,395,000	2,390,026.38	1,732.38	2,393,456.56	1,697.80
152988	313385FW1	109	FHLB D N	8/22/2012	5/21/2013		0.180%	0.180%	2,500,000	2,496,600.00	500.00	2,498,388.89	1,288.89
149504	313376EB7	109	FHLB C I	11/23/2011	5/23/2013	11/23/2012	0.350%	0.350%	2,000,000	2,000,000.00	2,488.89	2,000,560.00	560.00
153162	313589FY4	109	FNMA D N	9/5/2012	5/23/2013		0.175%	0.175%	750,000	749,052.08	94.79	749,512.50	365.63
149792	31331K2J8	109	FFCB - BULLET	12/6/2011	5/24/2013		0.250%	0.250%	5,000,000	5,000,000.00	4,409.72	5,001,300.00	1,300.00
149963	31331K2J8	109	FFCB - BULLET	12/12/2011	5/24/2013		0.250%	0.267%	3,600,000	3,599,380.72	3,175.00	3,600,936.00	1,555.28
152760	9127956R7	109	TREASURY BILLS	8/3/2012	5/30/2013		0.155%	0.155%	8,000,000	7,989,666.67	2,032.22	7,992,065.84	366.95
152746	313397GG0	109	FHLMC D N	8/2/2012	5/31/2013		0.170%	0.170%	10,000,000	9,985,738.89	2,833.33	9,990,588.89	2,016.67
152835	313589GK3	109	FNMA D N	8/9/2012	6/3/2013		0.160%	0.160%	2,000,000	1,997,351.11	471.11	1,998,094.44	272.22
152040	3133EASH2	109	FFCB - BULLET	6/4/2012	6/4/2013		0.220%	0.233%	2,000,000	1,999,740.00	1,430.00	2,000,140.00	400.00
153136	313589GM9	109	FNMA D N	8/31/2012	6/5/2013		0.170%	0.170%	2,000,000	1,997,374.44	292.78	1,998,078.89	411.67
152260	3136G0LQ2	109	FNMA STEP UP	6/22/2012	6/14/2013		0.750%	0.801%	4,000,000	3,998,666.67	8,916.67	4,012,880.00	14,880.00
152281	313385GW0	109	FHLB D N	6/21/2012	6/14/2013		0.200%	0.200%	1,763,000	1,759,493.59	999.03	1,761,244.84	752.22
152730	313385HC3	109	FHLB D N	8/1/2012	6/20/2013		0.210%	0.210%	150,000	149,717.38	53.37	149,847.17	76.42
147201	3133745V8	109	FHLB - BULLET	6/21/2011	6/21/2013		0.500%	0.500%	2,000,000	2,000,000.00	2,777.78	2,004,320.00	4,320.00
152761	9127956W6	109	TREASURY BILLS	8/3/2012	6/27/2013		0.155%	0.155%	8,000,000	7,988,702.22	2,032.22	7,990,947.31	212.87
152973	9127956W6	109	TREASURY BILLS	8/21/2012	6/27/2013		0.175%	0.175%	2,000,000	1,996,986.11	398.61	1,997,736.83	352.11
152262	3136G0PK1	109	FNMA STEP UP	6/28/2012	6/28/2013		0.750%	0.750%	2,000,000	2,000,000.00	3,875.00	2,007,580.00	7,580.00
152370	3136G0NZ0	109	FNMA STEP UP	6/28/2012	6/28/2013		0.500%	0.500%	2,000,000	2,000,000.00	2,583.33	2,004,040.00	4,040.00
153231	313385HL3	109	FHLB D N	9/11/2012	6/28/2013		0.165%	0.165%	1,200,000	1,198,405.00	110.00	1,198,740.00	225.00
153087	313589HP1	109	FNMA D N	8/30/2012	7/1/2013		0.170%	0.170%	2,000,000	1,997,119.44	302.22	1,997,880.00	458.34
152747	313397HQ7	109	FHLMC D N	8/2/2012	7/2/2013		0.180%	0.180%	8,500,000	8,485,805.00	2,550.00	8,490,990.00	2,635.00
152725	313397HW4	109	FHLMC D N	8/1/2012	7/8/2013		0.170%	0.170%	5,000,000	4,991,948.61	1,440.28	4,994,550.00	1,161.11
152748	313397HW4	109	FHLMC D N	8/2/2012	7/8/2013		0.165%	0.165%	10,525,000	10,508,598.54	2,894.38	10,513,527.75	2,034.83
152830	313385JD9	109	FHLB D N	8/8/2012	7/15/2013		0.175%	0.175%	396,000	395,343.58	103.95	395,556.48	108.95
152641	3136G0SH5	109	FNMA STEP UP	7/24/2012	7/17/2013		0.500%	0.500%	2,000,000	2,000,194.44	2,055.55	2,001,420.00	1,420.00
153129	313397JM4	109	FHLMC D N	8/31/2012	7/23/2013		0.170%	0.170%	5,000,000	4,992,302.78	731.94	4,994,250.00	1,215.28
153137	313397JM4	109	FHLMC D N	8/31/2012	7/23/2013		0.170%	0.170%	2,000,000	1,996,921.11	292.78	1,997,700.00	486.11
152538	3136G0SN2	109	FNMA STEP UP	7/25/2012	7/25/2013		0.500%	0.500%	2,000,000	2,000,000.00	1,833.33	2,002,180.00	2,180.00
152622	3136G0SF9	109	FNMA STEP UP	7/25/2012	7/25/2013		0.500%	0.500%	2,000,000	2,000,000.00	1,833.33	2,004,500.00	4,500.00
152727	9127957A3	109	TREASURY BILLS	8/1/2012	7/25/2013		0.153%	0.153%	5,000,000	4,992,392.50	1,296.25	4,993,642.81	(45.94)
152733	3136G0SN2	109	FNMA STEP UP	8/2/2012	7/25/2013		0.500%	0.500%	5,000,000	5,000,486.11	4,583.33	5,005,450.00	5,450.00
152779	9127957A3	109	TREASURY BILLS	8/6/2012	7/25/2013		0.158%	0.158%	10,000,000	9,984,507.22	2,457.78	9,987,285.62	320.62
152866	3136G0SN2	109	FNMA STEP UP	8/13/2012	7/25/2013		0.500%	0.500%	4,000,000	4,001,000.00	3,666.67	4,004,360.00	4,360.00
153084	313313JT6	109	FFCB D N	8/29/2012	7/29/2013		0.180%	0.180%	5,000,000	4,991,650.00	825.00	4,994,150.00	1,675.00
150403	313376VB8	109	FHLB - BULLET	2/3/2012	7/30/2013		0.250%	0.273%	3,000,000	2,999,316.24	1,270.83	3,001,230.00	1,913.76
152828	313385JW7	109	FHLB D N	8/8/2012	8/1/2013		0.160%	0.160%	2,000,000	1,996,817.78	480.00	1,997,460.00	162.22
153003	3133EAZZ4	109	FFCB - BULLET	8/23/2012	8/1/2013		0.210%	0.210%	3,000,000	3,000,472.50	1,137.50	3,000,000.00	0.00
153085	313589JW4	109	FNMA D N	8/30/2012	8/1/2013		0.180%	0.180%	4,000,000	3,993,280.00	640.00	3,994,920.00	1,000.00
152734	3136G0TY7	109	FNMA STEP UP	8/7/2012	8/7/2013		0.500%	0.525%	5,000,000	4,998,750.00	3,750.00	5,003,300.00	4,550.00
152869	3136G0VA6	109	FNMA STEP UP	8/14/2012	8/14/2013		0.625%	0.751%	2,900,000	2,896,375.00	2,366.32	2,903,335.00	6,960.00
152870	3136G0UA7	109	FNMA STEP UP	8/16/2012	8/16/2013		0.500%	0.560%	10,000,000	9,994,000.00	6,250.00	10,010,000.00	16,000.00
152950	3136G0UA7	109	FNMA STEP UP	8/20/2012	8/16/2013		0.500%	0.602%	5,250,000	5,245,041.67	3,281.25	5,255,250.00	10,500.00
153005	3136G0VP3	109	FNMA STEP UP	8/22/2012	8/21/2013		0.500%	0.550%	2,500,000	2,498,784.72	1,388.89	2,502,075.00	3,325.00
152963	3136G0XQ9	109	FNMA STEP UP	8/22/2012	8/22/2013	2/22/2013	0.625%	0.751%	4,000,000	3,995,000.00	2,708.33	4,004,400.00	9,400.00
152978	9127957E5	109	TREASURY BILLS	8/23/2012	8/22/2013		0.195%	0.195%	4,000,000	3,992,113.32	845.00	3,994,434.25	1,475.93
153192	3136G0XQ9	109	FNMA STEP UP	9/6/2012	8/22/2013	2/22/2013	0.625%	0.651%	4,000,000	3,999,972.22	2,708.33	4,004,400.00	5,400.00
153088	313385KX3	109	FHLB D N	8/30/2012	8/26/2013		0.180%	0.180%	1,500,000	1,497,292.50	240.00	1,497,945.00	412.50
153130	313385KX3	109	FHLB D N	8/31/2012	8/26/2013		0.180%	0.180%	4,100,000	4,092,620.00	635.50	4,094,383.00	1,127.50
153138	313385KX3	109	FHLB D N	8/31/2012	8/26/2013		0.180%	0.180%	2,000,000	1,996,400.00	310.00	1,997,260.00	550.00
153089	313385LB0	109	FHLB D N	8/30/2012	8/30/2013		0.190%	0.190%	1,000,000	998,073.61	168.89	998,610.00	367.50
151670	313378LH2	109	FHLB - BULLET	4/19/2012	9/16/2013		0.280%	0.280%	2,000,000	2,000,000.00	233.33	2,001,420.00	1,420.00
152755	3133EAE46	109	FFCB - BULLET	8/3/2012	10/3/2013		0.230%	0.230%	10,000,000	10,000,000.00	3,705.56	10,000,900.00	900.00

MIAMI-DADE COUNTY
REPORT WRITER
AS OF DATE: September 30 ,2012
SORTING ORDER: FUND ICC#

INVSMT NUMBER	CUSIP NUMBER	FUND NUMBER	DESCRIPTION	PURCHASE SET DATE	MATURITY DATE	CALL DATE	INTEREST RATE	YTM TRADING	SCHEDULED PAR VALUE	CURRENT BOOK VALUE	PERIOD-END INTEREST ACCRL	MARKET VALUE	UNREALIZED GAIN/LOSS
149149	3136FTDC0	109	FNMA STEP UP	10/13/2011	10/12/2013	10/12/2012	1.000%	1.056%	2,200,000	2,198,186.66	10,327.78	2,200,528.00	2,341.34
149846	3134G2U42	109	FHLMC - BULLET	12/2/2011	10/15/2013		0.375%	0.420%	1,300,000	1,299,125.44	2,247.92	1,302,158.00	3,032.56
149274	3134G2T44	109	FHLMC STEP UP	10/31/2011	10/17/2013	10/17/2012	1.000%	1.129%	3,300,000	3,293,706.07	15,033.33	3,301,254.00	7,547.93
149232	3136FTFU8	109	FNMA STEP UP	10/26/2011	10/26/2013	10/26/2012	1.250%	1.250%	5,000,000	5,000,000.00	26,909.72	5,003,300.00	3,300.00
144190	31331JY64	109	FFCB - BULLET	11/17/2010	11/4/2013		0.700%	0.854%	2,000,000	1,995,445.98	5,716.67	2,010,240.00	14,794.02
147344	31331KPD6	109	FFCB - BULLET	6/20/2011	11/20/2013		0.625%	0.625%	1,500,000	1,500,000.00	3,411.46	1,506,645.00	6,645.00
149604	31331KW30	109	FFCB - BULLET	11/22/2011	11/22/2013		0.500%	0.500%	8,000,000	8,000,000.00	14,333.33	8,015,040.00	15,040.00
149759	3133762C8	109	FHLB - BULLET	12/1/2011	11/27/2013		0.375%	0.375%	10,000,000	10,000,000.00	12,916.67	10,017,500.00	17,500.00
153109	3133EAT32	109	FFCB - BULLET	9/4/2012	12/4/2013		0.230%	0.230%	2,000,000	2,000,000.00	345.00	1,999,800.00	(200.00)
153371	3133EAT32	109	FFCB - BULLET	9/27/2012	12/4/2013		0.230%	0.230%	2,000,000	2,000,293.89	345.00	1,999,800.00	(200.00)
153373	3133EAT32	109	FFCB - BULLET	9/27/2012	12/4/2013		0.230%	0.230%	2,000,000	2,000,293.89	345.00	1,999,800.00	(200.00)
152125	3133EASU3	109	FFCB - BULLET	6/6/2012	12/6/2013		0.300%	0.300%	2,000,000	2,000,000.00	1,916.67	2,001,440.00	1,440.00
149858	31331K2M1	109	FFCB - BULLET	12/9/2011	12/9/2013		0.400%	0.420%	5,000,000	4,998,510.90	6,222.22	5,009,500.00	10,989.10
149962	31331K2M1	109	FFCB - BULLET	12/12/2011	12/9/2013		0.400%	0.400%	4,000,000	4,000,000.00	4,977.78	4,007,600.00	7,600.00
152683	3136G0VC2	109	FNMA STEP UP	7/30/2012	1/26/2014	7/26/2013	0.625%	0.659%	2,325,000	2,323,998.96	2,623.70	2,328,115.50	4,278.00
153146	3133EABV9	109	FFCB CI	8/31/2012	2/3/2014	10/3/2012	0.330%	0.330%	3,000,000	3,000,770.00	1,595.00	3,000,030.00	30.00
153200	3133EABV9	109	FFCB C I	9/6/2012	2/3/2014	10/3/2012	0.330%	0.330%	3,000,000	3,000,907.50	1,595.00	3,000,030.00	30.00
150714	3133783D1	109	FHLB - BULLET	2/13/2012	2/12/2014		0.300%	0.320%	2,600,000	2,599,220.71	1,040.00	2,602,132.00	2,911.29
153004	313380GX9	109	FHLB - BULLET	8/24/2012	2/24/2014		0.280%	0.280%	3,000,000	3,000,000.00	863.33	3,001,560.00	1,560.00
153072	313380GX9	109	FHLB - BULLET	8/29/2012	2/24/2014		0.280%	0.280%	1,000,000	1,000,038.89	287.78	1,000,520.00	520.00
139792	31331JGC1	109	FFCB - BULLET	3/5/2010	3/5/2014		2.125%	2.134%	5,000,000	4,999,347.19	7,673.61	5,129,650.00	130,302.81
140005	31331JGC1	109	FFCB - BULLET	3/11/2010	3/5/2014		2.125%	2.257%	3,000,000	2,994,381.45	4,604.17	3,077,790.00	83,408.55
150532	3134G3NS5	109	FHLMC - BULLET	2/6/2012	3/21/2014		0.300%	0.319%	3,100,000	3,099,126.87	258.33	3,104,185.00	5,058.13
150778	3134G3NS5	109	FHLMC - BULLET	2/10/2012	3/21/2014		0.300%	0.350%	2,000,000	1,998,513.64	166.67	2,002,700.00	4,186.36
151738	3136FT5A3	109	FNMA STEP UP	4/26/2012	3/28/2014	3/28/2013	1.010%	1.010%	2,000,000	2,000,000.00	168.33	2,010,840.00	10,840.00
146360	31331KGN4	109	FFCB - BULLET	4/7/2011	4/7/2014		1.400%	1.426%	3,000,000	2,998,503.42	20,300.00	3,051,180.00	52,676.58
149192	3136FTGL7	109	FNMA C I	10/25/2011	4/25/2014	10/25/2012	0.700%	0.700%	3,000,000	3,000,000.00	9,100.00	3,000,780.00	780.00
152350	3133EAQP6	109	FFCB - BULLET	6/27/2012	5/16/2014		0.320%	0.368%	2,000,000	1,998,928.89	2,400.00	2,001,280.00	3,080.00
152369	3136G0NC1	109	FNMA STEP UP	6/28/2012	6/28/2014	6/28/2013	0.750%	0.750%	3,000,000	3,000,000.00	5,812.50	3,007,320.00	7,320.00
152867	3136G0NC1	109	FNMA STEP UP	8/13/2012	6/28/2014	6/26/2013	0.750%	0.750%	1,830,000	1,831,715.63	3,545.63	1,834,465.20	4,465.20
152141	313379SK6	109	FHLB - BULLET	6/18/2012	7/2/2014		0.400%	0.400%	1,700,000	1,700,000.00	1,681.11	1,703,995.00	3,995.00
153251	3133EAW38	109	FFCB - BULLET	9/17/2012	7/17/2014		0.250%	0.250%	2,000,000	2,000,000.00	194.44	1,998,420.00	(1,580.00)
152588	3133EAYL6	109	FFCB - BULLET	7/19/2012	7/18/2014		0.300%	0.310%	1,000,000	999,808.33	608.33	1,000,100.00	300.00
152962	3133EAYL6	109	FFCB BULLET	8/21/2012	7/18/2014		0.300%	0.313%	2,000,000	2,000,050.00	1,216.67	2,000,200.00	700.00
152684	3136G0QY0	109	FNMA STEP UP	7/30/2012	7/25/2014	7/25/2013	0.750%	0.750%	2,995,000	2,995,311.98	4,118.13	3,006,231.25	11,231.25
152537	3136G0RZ6	109	FNMA STEP UP	7/26/2012	7/26/2014	7/26/2013	0.750%	0.750%	1,500,000	1,500,000.00	2,031.25	1,504,215.00	4,215.00
153037	3133EAJ66	109	FHCB BULLET	8/27/2012	8/14/2014		0.250%	0.280%	3,500,000	3,498,261.47	1,142.36	3,496,745.00	(1,200.50)
149991	3134G2YJ5	109	FHLMC - BULLET	12/15/2011	9/19/2014		0.500%	0.600%	2,500,000	2,495,050.89	416.67	2,508,975.00	13,924.11
149233	3136FTEP0	109	FNMA STEP UP	10/26/2011	10/26/2014	10/26/2012	1.375%	1.384%	5,000,000	4,998,959.85	29,609.69	5,004,500.00	5,540.15
149495	31331KQ86	109	FFCB - BULLET	11/10/2011	11/10/2014		0.600%	0.620%	2,000,000	1,999,000.36	4,700.00	2,011,580.00	12,579.64
149565	31331KQ86	109	FFCB - BULLET	11/16/2011	11/10/2014		0.600%	0.650%	5,000,000	4,993,801.65	11,750.00	5,028,950.00	35,148.35
152263	3135G0MJ9	109	FNMA C I	7/9/2012	1/9/2015	7/9/2013	0.500%	0.500%	3,000,000	3,000,000.00	3,416.67	3,003,600.00	3,600.00
152310	3136G0PU9	109	FNMA STEP UP	7/10/2012	1/10/2015	7/10/2013	0.850%	0.870%	1,500,000	1,499,250.00	2,868.75	1,506,210.00	6,960.00
152736	3136G0UX7	109	FNMA STEP UP	8/16/2012	2/16/2015	8/16/2013	0.750%	0.760%	5,000,000	4,998,750.00	4,687.50	5,004,150.00	5,400.00
152780	3136G0XC0	109	FNMA STEP UP	8/28/2012	2/28/2015	8/28/2013	0.750%	0.750%	10,000,000	10,000,000.00	6,875.00	10,039,100.00	39,100.00
140013	3133XWX95	109	FHLB - BULLET	3/12/2010	3/13/2015		2.750%	2.754%	9,995,000	9,993,755.41	13,743.13	10,581,306.70	587,551.29
140014	3133XWX95	109	FHLB - BULLET	3/12/2010	3/13/2015		2.750%	2.750%	10,000,000	10,000,000.00	13,750.00	10,586,600.00	586,600.00
151266	3133EAHP6	109	FFCB - BULLET	3/16/2012	3/16/2015		0.520%	0.537%	1,000,000	999,584.47	216.67	1,003,780.00	4,195.53
151745	3133EAHP6	109	FFCB - BULLET	4/27/2012	3/16/2015		0.520%	0.520%	2,250,000	2,250,000.00	487.50	2,258,505.00	8,505.00
153006	3135G0HG1	109	FNMA - BULLET	8/22/2012	3/16/2015		0.375%	0.375%	3,000,000	3,000,000.00	468.75	3,001,500.00	1,500.00
153108	313380NJ2	109	FHLB C I	9/18/2012	3/18/2015	3/13/2013	0.400%	0.400%	2,000,000	2,000,000.00	288.89	2,001,360.00	1,360.00
150844	313378CN9	109	FHLB - BULLET	2/17/2012	8/17/2015		0.600%	0.600%	3,000,000	3,000,000.00	2,200.00	3,017,490.00	17,490.00
153127	3133EAP77	109	FFCB C I	8/31/2012	8/27/2015	8/27/2013	0.480%	0.480%	5,000,000	5,000,266.67	2,266.67	5,008,850.00	8,850.00
153198	3133EAV39	109	FFCB C I	9/17/2012	9/17/2015	9/17/2013	0.480%	0.480%	2,000,000	2,000,000.00	373.33	2,000,700.00	700.00
153304	3133EAZ68	109	FFCB BULLET	9/25/2012	9/25/2015		0.400%	0.408%	2,000,000	1,999,500.00	133.33	1,999,460.00	(40.00)
150885	313378D65	109	FHLB - BULLET	2/23/2012	11/17/2015		0.650%	0.650%	2,000,000	2,000,000.00	4,838.89	2,012,540.00	12,540.00

MIAMI-DADE COUNTY
REPORT WRITER
AS OF DATE: September 30 ,2012
SORTING ORDER: FUND ICC#

INVSMT NUMBER	CUSIP NUMBER	FUND NUMBER	DESCRIPTION	PURCHASE SET DATE	MATURITY DATE	CALL DATE	INTEREST RATE	YTM TRADING	SCHEDULED PAR VALUE	CURRENT BOOK VALUE	PERIOD-END INTEREST ACCRL	MARKET VALUE	UNREALIZED GAIN/LOSS
152638	3133EAF8	109	FFCB C I	7/24/2012	3/23/2016	10/23/2012	0.625%	0.654%	2,500,000	2,497,496.64	347.21	2,500,650.00	3,153.36
152586	3133EAYQ5	109	FFCB C I	7/19/2012	7/19/2016	7/19/2013	0.710%	0.735%	2,500,000	2,497,500.00	3,550.00	2,504,675.00	7,175.00
149373	3134G2V74	109	FHLMC C I	11/2/2011	10/19/2016	10/19/2012	1.400%	1.413%	3,100,000	3,098,244.17	19,530.00	3,101,953.00	3,708.83
152682	3133EAA81	109	FFCB C I	7/30/2012	1/30/2017	10/30/2012	0.780%	0.803%	2,500,000	2,497,500.00	3,304.17	2,501,475.00	3,975.00
152965	3133EAK98	109	FFCB C I	8/20/2012	2/15/2017	11/15/2012	0.850%	0.896%	1,500,000	1,497,177.08	1,629.16	1,501,275.00	4,275.00
152726	3133EAE38	109	FFCB C I	8/1/2012	5/1/2017	11/1/2012	0.820%	0.834%	5,000,000	4,996,750.00	6,833.33	5,002,700.00	5,950.00
152949	3133EAK38	109	FFCB C I	8/20/2012	5/1/2017	11/1/2012	0.820%	0.902%	5,700,000	5,681,091.83	7,790.00	5,703,078.00	24,453.00
152964	3133EAK80	109	FFCB C I	8/20/2012	5/15/2017	11/15/2012	0.900%	0.947%	1,750,000	1,746,386.25	2,012.50	1,751,505.00	5,337.50
153189	3133EAK80	109	FFCB C I	9/6/2012	5/15/2017	11/15/2012	0.900%	0.911%	6,000,000	6,000,150.00	6,900.00	6,005,160.00	8,160.00
153230	3133EAK80	109	FFCB C I	9/11/2012	5/15/2017	11/15/2012	0.900%	0.922%	1,500,000	1,499,475.00	1,725.00	1,501,290.00	2,790.00
152261	3133EATE8	109	FFCB - BULLET	6/22/2012	6/8/2017		0.900%	0.940%	4,000,000	3,993,640.00	11,300.00	4,027,840.00	35,600.00
152639	3133EAKZK7	109	FFCB C I	7/24/2012	7/24/2017	7/24/2013	0.970%	0.985%	1,500,000	1,498,875.00	2,707.92	1,505,265.00	6,390.00
152971	3134G3YZ7	109	FHLMC C I	8/21/2012	7/25/2017	1/25/2013	1.100%	1.105%	3,000,000	3,001,633.33	6,050.00	3,005,280.00	6,030.00
152735	3133804V6	109	FHLB C I	8/9/2012	8/9/2017	11/9/2012	1.000%	1.000%	4,000,000	4,000,000.00	5,777.78	4,002,480.00	2,480.00
152859	3135G0MW0	109	FNMA C I	8/10/2012	8/9/2017	8/9/2013	1.050%	1.055%	2,000,000	1,999,558.33	3,033.33	2,005,620.00	6,120.00
152961	3133804V6	109	FHLB C I	8/21/2012	8/9/2017	11/9/2012	1.000%	1.021%	5,000,000	4,996,666.67	7,222.23	5,003,100.00	8,100.00
152850	3134G3A42	109	FHLMC CI	8/14/2012	8/14/2017	2/14/2013	1.000%	1.051%	1,300,000	1,296,750.00	1,697.22	1,301,599.00	4,849.00
152851	3135G0NC3	109	FNMA C I	8/14/2012	8/14/2017	8/14/2013	1.000%	1.051%	1,000,000	997,500.00	1,305.56	1,003,260.00	5,760.00
152868	3135G0NC3	109	FNMA C I	8/14/2012	8/14/2017	8/14/2013	1.000%	1.041%	3,000,000	2,994,000.00	3,916.67	3,009,780.00	15,780.00
153071	3134G3A42	109	FHLMC C I	8/29/2012	8/14/2017	2/14/2013	1.000%	1.003%	1,000,000	1,000,266.67	1,305.56	1,001,230.00	1,380.00
153199	3135G0NC3	109	FNMA C I	9/6/2012	8/14/2017	8/14/2013	1.000%	1.000%	5,100,000	5,103,116.67	6,658.34	5,116,626.00	16,626.00
152781	3135G0NF6	109	FNMA C I	8/21/2012	8/21/2017	8/21/2013	1.000%	1.000%	10,000,000	10,000,000.00	11,111.11	10,030,500.00	30,500.00
152960	313380BV8	109	FHLB C I	8/21/2012	8/21/2017	10/21/2012	1.100%	1.110%	8,000,000	7,996,000.00	9,777.78	8,003,680.00	7,680.00
153228	313380FV4	109	FHLB C I	9/11/2012	8/21/2017	2/21/2013	1.000%	1.006%	2,350,000	2,350,600.56	2,611.12	2,353,807.00	4,512.00
153074	3133EAR26	109	FFCB C I	9/5/2012	9/5/2017	9/5/2013	0.970%	0.996%	2,000,000	1,997,500.00	1,401.11	2,003,640.00	6,140.00
153282	3133EAU97	109	FFCB C I	9/13/2012	9/13/2017	12/13/2012	1.020%	1.020%	5,000,000	5,000,000.00	2,550.00	5,003,950.00	3,950.00
109 Total									1,048,525,972	1,047,851,585.52	909,520.14	1,050,506,249.57	2,477,637.72
151203	WACHOVIA8	300	WACHOVIA INT BEARING	3/1/2012	10/1/2012		0.020%	0.020%	100,147	100,147.06	0.00	100,147.06	0.00
152722	313384J34	300	FHLB D N	8/1/2012	10/3/2012		0.110%	0.110%	3,000,000	2,999,422.50	559.17	2,999,995.00	13.33
152721	313384J91	300	FHLB D N	8/1/2012	10/9/2012		0.110%	0.110%	2,000,000	1,999,578.34	372.77	1,999,986.67	35.56
152652	313384K24	300	FHLB D N	7/25/2012	10/10/2012		0.120%	0.120%	1,850,000	1,849,525.17	419.33	1,849,986.13	41.63
152720	313384K24	300	FHLB D N	8/1/2012	10/10/2012		0.125%	0.125%	750,000	749,817.71	158.85	749,994.38	17.82
153397	313384K24	300	FHLB D N	9/28/2012	10/10/2012		0.010%	0.010%	3,900,000	3,899,987.00	3.25	3,899,970.75	(19.50)
152723	313588K79	300	FNMA D N	8/2/2012	10/15/2012		0.130%	0.130%	1,060,000	1,059,716.74	229.67	1,059,987.63	41.22
152782	313396K85	300	FHLMC D N	8/6/2012	10/16/2012		0.100%	0.100%	2,975,000	2,974,413.26	462.78	2,974,962.81	86.77
153203	313384K99	300	FHLB D N	9/7/2012	10/17/2012		0.130%	0.130%	1,400,000	1,399,797.78	121.33	1,399,981.33	62.22
153393	313384L31	300	FHLB D N	9/28/2012	10/19/2012		0.010%	0.010%	15,000,000	14,999,912.50	12.50	14,999,775.00	(150.00)
153396	313384L31	300	FHLB D N	9/28/2012	10/19/2012		0.010%	0.010%	4,800,000	4,799,972.00	4.00	4,799,928.00	(48.00)
153400	313384L64	300	FHLB D N	9/28/2012	10/22/2012		0.010%	0.010%	10,000,000	9,999,933.33	8.33	9,999,825.00	(116.66)
153290	313384L72	300	FHLB D N	9/18/2012	10/23/2012		0.080%	0.080%	2,000,000	1,999,844.44	57.78	1,999,963.33	61.11
152815	313384L80	300	FHLB D N	8/7/2012	10/24/2012		0.110%	0.110%	1,300,000	1,299,690.17	218.47	1,299,975.08	66.44
153399	9127956N6	300	TREASURY BILLS	9/28/2012	10/25/2012		0.045%	0.045%	20,000,000	19,999,325.00	75.00	19,999,261.54	(138.46)
152814	313588M77	300	FNMA D N	8/7/2012	10/31/2012		0.110%	0.110%	991,000	990,742.62	166.54	990,975.23	66.07
152813	313384M97	300	FHLB D N	8/7/2012	11/2/2012		0.115%	0.115%	2,500,000	2,499,305.21	439.24	2,499,933.33	188.88
153394	9127955L1	300	TREASURY BILLS	9/28/2012	11/15/2012		0.046%	0.046%	13,776,000	13,775,164.26	52.23	13,774,812.92	(403.57)
153359	313588R31	300	FNMA D N	9/25/2012	11/28/2012		0.080%	0.080%	2,500,000	2,499,644.44	33.33	2,499,879.17	201.40
153237	3133EAS33	300	FFCB C I	9/12/2012	9/5/2017	12/5/2012	0.990%	0.990%	1,000,000	1,000,192.50	715.00	1,000,930.00	930.00
300 Total									90,902,147	90,896,132.03	4,109.57	90,900,270.36	936.26
151204	WACHOVIA8	411	WACHOVIA INT BEARING	3/1/2012	10/1/2012		0.020%	0.020%	100,250	100,249.63	0.00	100,249.63	0.00
152482	313384J34	411	FHLB D N	7/9/2012	10/3/2012		0.130%	0.130%	973,000	972,697.83	295.14	972,998.38	5.41
152702	313396J95	411	FHLMC D N	7/31/2012	10/9/2012		0.125%	0.125%	1,302,000	1,301,683.54	280.29	1,301,991.32	27.49
153123	313384J91	411	FHLB D N	8/31/2012	10/9/2012		0.095%	0.095%	2,160,000	2,159,777.70	176.70	2,159,985.60	31.20
152303	313588K79	411	FNMA D N	6/22/2012	10/15/2012		0.150%	0.150%	1,400,000	1,399,329.17	589.16	1,399,983.67	65.34
152783	313396K85	411	FHLMC D N	8/6/2012	10/16/2012		0.105%	0.105%	3,000,000	2,999,378.75	490.00	2,999,962.50	93.75
152861	313384K99	411	FHLB D N	8/10/2012	10/17/2012		0.130%	0.130%	1,600,000	1,599,607.11	300.45	1,599,978.67	71.11
152839	9127955G2	411	TREASURY BILLS	8/9/2012	10/18/2012		0.099%	0.099%	5,000,000	4,999,037.50	728.75	4,999,865.79	99.54

MIAMI-DADE COUNTY
REPORT WRITER
AS OF DATE: September 30 ,2012
SORTING ORDER: FUND ICC#

INVSMT NUMBER	CUSIP NUMBER	FUND NUMBER	DESCRIPTION	PURCHASE SET DATE	MATURITY DATE	CALL DATE	INTEREST RATE	YTM TRADING	SCHEDULED PAR VALUE	CURRENT BOOK VALUE	PERIOD-END INTEREST ACCRL	MARKET VALUE	UNREALIZED GAIN/LOSS
153076	313384L31	411	FHLB D N	8/29/2012	10/19/2012		0.110%	0.110%	1,900,000	1,899,703.92	191.58	1,899,971.50	76.00
153166	313312L73	411	FFCB D N	9/5/2012	10/23/2012		0.110%	0.110%	3,300,000	3,299,516.00	262.17	3,299,939.50	161.33
153063	313384L80	411	FHLB D N	8/28/2012	10/24/2012		0.110%	0.110%	4,000,000	3,999,303.33	415.56	3,999,923.33	204.44
153106	313396M59	411	FHLMC D N	8/30/2012	10/29/2012		0.110%	0.110%	4,000,000	3,999,266.67	391.11	3,999,906.67	248.89
152838	313396M75	411	FHLMC D N	8/9/2012	10/31/2012		0.130%	0.130%	1,175,000	1,174,647.83	224.88	1,174,970.63	97.92
153021	313384M71	411	FHLB D N	8/23/2012	10/31/2012		0.120%	0.120%	2,700,000	2,699,379.00	351.00	2,699,932.50	202.50
153149	313384M97	411	FHLB D N	9/4/2012	11/2/2012		0.120%	0.120%	2,000,000	1,999,606.67	180.00	1,999,946.67	160.00
153062	313384P52	411	FHLB D N	8/28/2012	11/14/2012		0.120%	0.120%	3,000,000	2,999,220.00	340.00	2,999,890.00	330.00
152606	313396P64	411	FHLMC D N	7/19/2012	11/15/2012		0.140%	0.140%	2,000,000	1,999,074.44	575.56	1,999,925.00	275.00
152995	313384P78	411	FHLB D N	8/22/2012	11/16/2012		0.120%	0.120%	5,000,000	4,998,566.67	666.67	4,999,808.33	574.99
153236	313384P78	411	FHLB D N	9/12/2012	11/16/2012		0.130%	0.130%	2,000,000	1,999,530.56	137.22	1,999,923.33	255.55
153075	313396Q22	411	FHLMC D N	8/29/2012	11/19/2012		0.130%	0.130%	962,000	961,715.14	114.64	961,960.72	130.94
153077	313396Q22	411	FHLMC D N	8/29/2012	11/19/2012		0.125%	0.125%	3,400,000	3,399,031.94	389.59	3,399,861.17	439.64
153124	313396Q30	411	FHLMC D N	8/31/2012	11/20/2012		0.130%	0.130%	6,000,000	5,998,245.00	671.67	5,999,750.00	833.33
153126	313396Q30	411	FHLMC D N	8/31/2012	11/20/2012		0.120%	0.120%	1,250,000	1,249,662.50	129.17	1,249,947.92	156.25
152701	313588Q40	411	FNMA D N	7/31/2012	11/21/2012		0.150%	0.150%	1,380,000	1,379,350.25	356.50	1,379,941.35	234.60
153283	313588Q40	411	FNMA D N	9/17/2012	11/21/2012		0.120%	0.120%	3,900,000	3,899,155.00	182.00	3,899,834.25	497.25
153305	313384Q69	411	FHLB D N	9/19/2012	11/23/2012		0.120%	0.120%	3,122,000	3,121,323.57	124.88	3,121,862.11	413.66
153358	313384Q69	411	FHLB D N	9/25/2012	11/23/2012		0.095%	0.095%	3,900,000	3,899,392.79	61.75	3,899,827.75	373.21
153284	313384R35	411	FHLB D N	9/17/2012	11/28/2012		0.130%	0.130%	1,100,000	1,099,714.00	55.61	1,099,946.83	177.22
153357	313588R31	411	FNMA D N	9/25/2012	11/28/2012		0.080%	0.080%	4,800,000	4,799,317.33	64.00	4,799,768.00	386.67
152993	313588S97	411	FNMA D N	8/22/2012	12/12/2012		0.150%	0.150%	2,000,000	1,999,066.67	333.33	1,999,840.00	440.00
153061	313588T88	411	FNMA D N	8/28/2012	12/19/2012		0.135%	0.135%	960,000	959,593.20	122.40	959,915.73	200.13
153336	313588T88	411	FNMA D N	9/24/2012	12/19/2012		0.125%	0.125%	3,500,000	3,498,954.86	85.07	3,499,692.78	652.85
153335	313384U23	411	FHLB D N	9/24/2012	12/21/2012		0.130%	0.130%	3,500,000	3,498,887.78	88.47	3,499,685.00	708.75
153009	313396U50	411	FHLMC D N	8/22/2012	12/24/2012		0.150%	0.150%	714,000	713,631.10	119.00	713,933.36	183.26
153125	313588U78	411	FNMA D N	8/31/2012	12/26/2012		0.135%	0.135%	1,000,000	999,561.25	116.25	999,904.44	226.94
134050	31331GRG6	411	FFCB - BULLET	3/26/2009	3/26/2013		2.500%	2.511%	5,000,000	4,999,753.59	1,736.11	5,056,400.00	56,646.41
134878	31331GVD8	411	FFCB - BULLET	5/8/2009	4/8/2013		2.200%	2.251%	5,000,000	4,997,583.51	52,861.11	5,052,150.00	54,566.49
152320	3136G0QH7	411	FNMA STEP UP	6/28/2012	6/28/2013		0.750%	0.750%	1,500,000	1,500,000.00	2,906.25	1,504,590.00	4,590.00
153010	3136G0ZP9	411	FNMA STEP UP	9/13/2012	9/13/2013		0.800%	0.800%	1,000,000	1,000,000.00	400.00	1,007,540.00	7,540.00
143129	31331JL84	411	FFCB - BULLET	9/24/2010	9/24/2010		0.920%	0.920%	5,000,000	5,000,000.00	894.44	5,033,350.00	33,350.00
152773	3133EAE46	411	FFCB - BULLET	8/3/2012	10/3/2013		0.230%	0.230%	1,000,000	1,000,000.00	370.56	1,000,090.00	90.00
151651	3136G0CF6	411	FNMA STEP UP	4/26/2012	4/26/2014	4/26/2013	1.125%	1.125%	2,000,000	2,000,000.00	9,687.50	2,010,760.00	10,760.00
153060	3136G0XB2	411	FNMA STEP UP	8/28/2012	8/28/2014	8/28/2013	0.750%	0.763%	2,140,000	2,139,465.00	1,471.25	2,142,632.20	3,167.20
152165	3136G0MR9	411	FNMA C I	6/20/2012	12/20/2016	6/20/2013	1.020%	1.020%	1,000,000	1,000,000.00	2,861.67	1,004,220.00	4,220.00
151993	3134G3VH0	411	FHLMC C I	5/24/2012	5/24/2017	5/24/2013	1.200%	1.200%	2,000,000	2,000,000.00	8,466.67	2,006,880.00	6,880.00
151903	3135G0LA9	411	FNMA C I	5/30/2012	5/30/2017	11/30/2012	1.250%	1.250%	2,000,000	2,000,000.00	8,402.78	2,002,400.00	2,400.00
152277	3133EATE8	411	FFCB - BULLET	6/22/2012	6/8/2017		0.900%	0.940%	1,650,000	1,647,376.50	4,661.25	1,661,484.00	14,685.00
152166	3134G3XH8	411	FHLMC CI	6/28/2012	6/28/2017	6/28/2013	1.125%	1.125%	1,000,000	1,000,000.00	2,906.25	1,003,380.00	3,380.00
152399	3135G0MNO	411	FNMA C I	6/28/2012	6/28/2017	6/28/2013	1.125%	1.125%	2,500,000	2,500,000.00	7,265.63	2,511,400.00	11,400.00
152561	3134G3YZ7	411	FHLMC C I	7/25/2012	7/25/2017	1/25/2013	1.100%	1.100%	2,000,000	2,000,000.00	4,033.33	2,003,520.00	3,520.00
153040	3134G3A42	411	FHLMC C I	8/24/2012	8/14/2017	2/14/2013	1.000%	1.003%	2,000,000	2,000,255.56	2,611.12	2,002,460.00	2,760.00
153033	3134G3E71	411	FHLMC CI	8/28/2012	8/28/2017	2/28/2013	1.030%	1.040%	2,000,000	1,999,000.00	1,888.33	2,003,860.00	4,860.00
153188	3133EAS33	411	FFCB C I	9/6/2012	9/5/2017	12/5/2012	0.990%	0.990%	1,500,000	1,500,041.25	1,072.50	1,501,395.00	1,395.00
153326	3134G3M23	411	FHLMC C I	9/28/2012	9/28/2017	3/28/2013	1.020%	1.020%	2,000,000	2,000,000.00	170.00	2,000,840.00	840.00
411 Total									130,388,250	130,359,654.11	124,277.32	130,604,175.63	236,085.26
151393	313384H93	414	FHLB D N	3/23/2012	10/1/2012		0.130%	0.130%	960,122	959,456.32	665.68	960,122.00	0.00
151394	313384H93	414	FHLB D N	3/23/2012	10/1/2012		0.130%	0.130%	380,878	380,613.92	264.08	380,878.00	0.00
151445	313588H99	414	FNMA D N	3/30/2012	10/1/2012		0.150%	0.150%	395,000	394,695.52	304.48	395,000.00	0.00
151591	313384K73	414	FHLB D N	4/13/2012	10/15/2012		0.120%	0.120%	110,000	109,932.17	62.70	109,998.72	3.85
151941	9127955L1	414	TREASURY BILLS	5/15/2012	11/15/2012		0.135%	0.135%	7,098	7,093.10	3.70	7,097.39	0.59
151944	9127955L1	414	TREASURY BILLS	5/15/2012	11/15/2012		0.135%	0.135%	7,902	7,896.55	4.12	7,901.32	0.65
152095	313588R31	414	FNMA D N	6/1/2012	11/28/2012		0.150%	0.150%	889,591	888,923.81	452.21	889,548.00	171.98
152096	313588R31	414	FNMA D N	6/1/2012	11/28/2012		0.150%	0.150%	618,409	617,945.19	314.36	618,379.11	119.56
152228	313588S97	414	FNMA D N	6/15/2012	12/12/2012		0.154%	0.154%	58,422	58,377.02	26.99	58,417.33	13.32

MIAMI-DADE COUNTY
REPORT WRITER
AS OF DATE: September 30 ,2012
SORTING ORDER: FUND ICC#

INVSMT NUMBER	CUSIP NUMBER	FUND NUMBER	DESCRIPTION	PURCHASE SET DATE	MATURITY DATE	CALL DATE	INTEREST RATE	YTM TRADING	SCHEDULED PAR VALUE	CURRENT BOOK VALUE	PERIOD-END INTEREST ACCRL	MARKET VALUE	UNREALIZED GAIN/LOSS
152229	313588S97	414	FNMA D N	6/15/2012	12/12/2012		0.154%	0.154%	473,572	473,207.35	218.79	473,534.11	107.97
152230	313588S97	414	FNMA D N	6/15/2012	12/12/2012		0.154%	0.154%	14,194	14,183.07	6.56	14,192.86	3.23
152231	313588S97	414	FNMA D N	6/15/2012	12/12/2012		0.154%	0.154%	820,822	820,189.96	379.22	820,756.33	187.15
152232	313588S97	414	FNMA D N	6/15/2012	12/12/2012		0.154%	0.154%	55,124	55,081.55	25.47	55,119.59	12.57
152233	313588S97	414	FNMA D N	6/15/2012	12/12/2012		0.154%	0.154%	72,694	72,638.03	33.58	72,688.18	16.57
152234	313588S97	414	FNMA D N	6/15/2012	12/12/2012		0.154%	0.154%	96,172	96,097.95	44.43	96,164.31	21.93
152089	313396T37	414	FHLMC D N	6/1/2012	12/14/2012		0.140%	0.140%	97,949	97,874.34	46.47	97,940.95	20.14
152090	313396T37	414	FHLMC D N	6/1/2012	12/14/2012		0.140%	0.140%	802,187	801,575.56	380.59	802,121.04	164.89
152091	313396T37	414	FHLMC D N	6/1/2012	12/14/2012		0.140%	0.140%	498,145	497,765.30	236.34	498,104.04	102.40
152092	313396T37	414	FHLMC D N	6/1/2012	12/14/2012		0.140%	0.140%	378,008	377,719.87	179.35	377,976.92	77.70
152093	313396T37	414	FHLMC D N	6/1/2012	12/14/2012		0.140%	0.140%	220,697	220,528.78	104.71	220,678.85	45.36
152094	313396T37	414	FHLMC D N	6/1/2012	12/14/2012		0.140%	0.140%	203,014	202,859.26	96.32	202,997.31	41.73
152417	9127956Y2	414	TREASURY BILLS	6/29/2012	12/27/2012		0.150%	0.150%	630,000	629,524.88	246.75	629,858.36	86.73
152294	313396U92	414	FHLMC D N	6/22/2012	12/28/2012		0.150%	0.150%	704,000	703,445.60	296.27	703,931.16	189.29
152885	9127955Z0	414	TREASURY BILLS	8/15/2012	2/7/2013		0.138%	0.138%	7,100	7,095.23	1.27	7,097.41	0.91
152886	9127955Z0	414	TREASURY BILLS	8/15/2012	2/7/2013		0.138%	0.138%	13,900	13,890.65	2.50	13,894.94	1.79
153441	313589CZ4	414	FNMA D N	9/14/2012	3/13/2013		0.153%	0.153%	13,000	12,990.06	0.94	12,995.29	4.29
153174	313385DB9	414	FHLB D N	9/6/2012	3/15/2013		0.120%	0.120%	215,000	214,863.83	17.92	214,921.17	39.42
414 Total									8,743,000	8,736,464.87	4,415.80	8,742,314.69	1,434.02
152884	NOWCITYN3	500	NOW CITY NATL CHALKS	8/2/2012	10/12/2012		0.100%	0.100%	25,293	25,293.10	4.22	25,293.10	0.00
132269	NOWCITYN3	500	NOW CITY NATL CHALKS	12/4/2008	10/21/2012		0.200%	0.200%	2,675	2,675.00	20.76	2,675.00	0.00
132272	NOWCITYN3	500	NOW CITY NATL CHALKS	12/5/2008	10/21/2012		0.200%	0.200%	13,375	13,375.00	103.73	13,375.00	0.00
133231	NOWCITYN3	500	NOW CITY NATL CHALKS	2/5/2009	10/21/2012		0.200%	0.200%	2,675	2,675.00	19.82	2,675.00	0.00
133441	NOWCITYN3	500	NOW CITY NATL CHALKS	2/18/2009	10/21/2012		0.200%	0.200%	2,675	2,675.00	19.63	2,675.00	0.00
133815	NOWCITYN3	500	NOW CITY NATL CHALKS	3/12/2009	10/21/2012		0.200%	0.200%	2,675	2,675.00	19.30	2,675.00	0.00
134420	NOWCITYN3	500	NOW CITY NATL CHALKS	4/13/2009	10/21/2012		0.200%	0.200%	2,675	2,675.00	18.83	2,675.00	0.00
135167	NOWCITYN3	500	NOW CITY NATL CHALKS	5/14/2009	10/21/2012		0.100%	0.100%	2,675	2,675.00	9.18	2,675.00	0.00
135557	NOWCITYN3	500	NOW CITY NATL Chalks	6/12/2009	10/21/2012		0.100%	0.100%	2,675	2,675.00	8.97	2,675.00	0.00
136057	NOWCITYN3	500	NOW CITY NATL Chalks	7/14/2009	10/21/2012		0.100%	0.100%	2,675	2,675.00	8.73	2,675.00	0.00
136522	NOWCITYN3	500	NOW CITY NATL CHALKS	8/6/2009	10/21/2012		0.100%	0.100%	2,675	2,675.00	8.56	2,675.00	0.00
136536	NOWCITYN3	500	NOW CITY NATL PEDRO	7/13/1998	10/21/2012		0.100%	0.100%	10,490	10,490.41	151.35	10,490.41	0.00
136537	NOWCITYN3	500	NOW CITY NATL SOHOTA	8/26/1999	10/21/2012		0.100%	0.100%	5,000	5,000.00	66.46	5,000.00	0.00
136538	NOWCITYN3	500	NOW CITY NATL MTGE E	8/17/2005	10/21/2012		0.100%	0.100%	71,657	71,657.36	517.92	71,657.36	0.00
136540	NOWCITYN3	500	NOW CITY NATL CHALKS	6/26/2008	10/21/2012		0.100%	0.100%	10,700	10,700.00	46.31	10,700.00	0.00
136541	NOWCITYN3	500	NOW CITY NATL CHALKS	8/14/2008	10/21/2012		0.100%	0.100%	2,675	2,675.00	11.21	2,675.00	0.00
136542	NOWCITYN3	500	NOW CITY NATL CHALKS	9/9/2008	10/21/2012		0.100%	0.100%	2,675	2,675.00	11.02	2,675.00	0.00
136543	NOWCITYN3	500	NOW CITY NATL CHALKS	10/3/2008	10/21/2012		0.100%	0.100%	2,675	2,675.00	10.84	2,675.00	0.00
136544	NOWCITYN3	500	NOW CITY NATL CHALKS	11/6/2008	10/21/2012		0.100%	0.100%	2,675	2,675.00	10.59	2,675.00	0.00
137024	NOWCITYN3	500	NOW CITY NATL CHALKS	9/14/2009	10/21/2012		0.100%	0.100%	2,675	2,675.00	8.27	2,675.00	0.00
137666	NOWCITYN3	500	NOW CITY NATL CHALKS	10/19/2009	10/21/2012		0.100%	0.100%	2,675	2,675.00	8.01	2,675.00	0.00
138220	NOWCITYN3	500	NOW CITY NATL CHALK	11/17/2009	10/21/2012		0.100%	0.100%	2,675	2,675.00	7.79	2,675.00	0.00
138653	NOWCITYN3	500	NOW CITY NATL Chalks	12/10/2009	10/21/2012		0.100%	0.100%	2,675	2,675.00	7.62	2,675.00	0.00
139237	NOWCITYN3	500	NOW CITY NATL Chalks	1/25/2010	10/21/2012		0.100%	0.100%	2,675	2,675.00	7.28	2,675.00	0.00
139667	NOWCITYN3	500	NOW CITY NATL Chalks	2/23/2010	10/21/2012		0.100%	0.100%	2,675	2,675.00	7.07	2,675.00	0.00
140570	NOWCITYN3	500	NOW CITY NATL Chalks	4/19/2010	10/21/2012		0.100%	0.100%	5,350	5,350.00	13.32	5,350.00	0.00
141393	NOWCITYN3	500	NOW CITY NATL Chalks	6/1/2010	10/21/2012		0.100%	0.100%	2,675	2,675.00	6.34	2,675.00	0.00
141661	NOWCITYN3	500	NOW CITY NATL CHALKS	6/21/2010	10/21/2012		0.100%	0.100%	2,675	2,675.00	6.19	2,675.00	0.00
142817	NOWCITYN3	500	NOW CITY NATL CHALKS	8/11/2010	10/21/2012		0.100%	0.100%	2,675	2,675.00	5.81	2,675.00	0.00
143154	NOWCITYN3	500	NOW CITY NATL CHALKS	9/20/2010	10/21/2012		0.100%	0.100%	2,675	2,675.00	5.51	2,675.00	0.00
143365	NOWCITYN3	500	NOW CITY NATL CHALKS	10/4/2010	10/21/2012		0.100%	0.100%	2,675	2,675.00	5.41	2,675.00	0.00
144324	NOWCITYN3	500	NOW CITY NATL CHALKS	11/24/2010	10/21/2012		0.100%	0.100%	2,675	2,675.00	5.03	2,675.00	0.00
148428	NOWCITYN3	500	NOW CITY NATL CHALKS	8/26/2011	10/21/2012		0.010%	0.010%	24,075	24,075.00	2.69	24,075.00	0.00
150993	NOWCITYN3	500	NOW CITY NATL CHALKS	2/24/2012	10/21/2012		0.100%	0.100%	8,071	8,071.43	4.93	8,071.43	0.00
500 Total									240,887	240,887.30	1,168.70	240,887.30	0.00
153425	313396Q30	511	FHLMC D N	8/20/2012	11/20/2012		0.110%	0.110%	2,000,000	1,999,437.78	256.67	1,999,916.67	222.22
511 Total									2,000,000	1,999,437.78	256.67	1,999,916.67	222.22

MIAMI-DADE COUNTY
REPORT WRITER
AS OF DATE: September 30 ,2012
SORTING ORDER: FUND ICC#

INVSMT NUMBER	CUSIP NUMBER	FUND NUMBER	DESCRIPTION	PURCHASE SET DATE	MATURITY DATE	CALL DATE	INTEREST RATE	YTM TRADING	SCHEDULED PAR VALUE	CURRENT BOOK VALUE	PERIOD-END INTEREST ACCRL	MARKET VALUE	UNREALIZED GAIN/LOSS
152912	313396Q30	522	FHLMC D N	8/20/2012	11/20/2012		0.110%	0.110%	700,000	699,803.22	89.83	699,970.83	77.78
522 Total									700,000	699,803.22	89.83	699,970.83	77.78
153294	313384J91	555	FHLB D N	9/18/2012	10/9/2012		0.055%	0.055%	2,000,000	1,999,935.83	39.72	1,999,986.67	11.12
555 Total									2,000,000	1,999,935.83	39.72	1,999,986.67	11.12
151205	WACHOVIA8	700	WACHOVIA INT BEARING	3/1/2012	10/1/2012		0.020%	0.020%	100,128	100,128.22	0.00	100,128.22	0.00
153415	313588K79	700	FNMA D N	9/28/2012	10/15/2012		0.050%	0.050%	6,000,000	5,999,858.33	25.00	5,999,930.00	46.67
700 Total									6,100,128	6,099,986.55	25.00	6,100,058.22	46.67
151206	825252869	712	AIM MONEY MARKET - D	3/1/2012	10/1/2012		0.020%	0.020%	2,257,300	2,257,300.00	0.01	2,257,300.00	0.00
152221	313396H97	712	FHLMC D N	6/14/2012	10/1/2012		0.120%	0.120%	3,000,000	2,998,910.00	1,090.00	3,000,000.00	0.00
151689	313396J38	712	FHLMC D N	4/19/2012	10/3/2012		0.130%	0.130%	2,002,400	2,001,192.44	1,193.10	2,002,396.66	11.12
152222	313396J38	712	FHLMC D N	6/14/2012	10/3/2012		0.120%	0.120%	2,000,000	1,999,260.00	726.67	1,999,996.67	10.00
151544	9127956K2	712	TREASURY BILLS	4/10/2012	10/4/2012		0.136%	0.136%	2,442,000	2,440,367.12	1,605.20	2,442,000.00	27.68
151806	9127956K2	712	TREASURY BILLS	5/2/2012	10/4/2012		0.123%	0.123%	899,200	898,723.80	466.98	899,200.00	9.22
151899	9127956K2	712	TREASURY BILLS	5/10/2012	10/4/2012		0.115%	0.115%	601,000	600,717.78	276.46	601,000.00	5.76
153031	313384J91	712	FHLB D N	8/24/2012	10/9/2012		0.070%	0.070%	2,755,500	2,755,253.54	203.60	2,755,481.63	24.49
153401	313384K24	712	FHLB D N	9/27/2012	10/10/2012		0.020%	0.020%	100,000	99,999.28	0.22	99,999.25	(0.25)
153082	9127956M8	712	TREASURY BILLS	8/29/2012	10/11/2012		0.078%	0.078%	2,052,000	2,051,808.82	146.72	2,051,982.90	27.36
153343	9127956M8	712	TREASURY BILLS	9/24/2012	10/11/2012		0.017%	0.017%	1,448,000	1,447,988.38	4.78	1,447,987.93	(5.23)
153403	313588K79	712	FNMA D N	9/27/2012	10/15/2012		0.010%	0.010%	186,000	185,999.07	0.21	185,997.83	(1.45)
153220	313384K99	712	FHLB D N	9/11/2012	10/17/2012		0.110%	0.110%	642,700	642,629.30	39.28	642,691.43	22.85
153274	9127955G2	712	TREASURY BILLS	9/13/2012	10/18/2012		0.076%	0.076%	700,400	700,348.25	26.61	700,381.20	6.34
153171	313312L73	712	FFCB D N	9/5/2012	10/23/2012		0.110%	0.110%	2,000,000	1,999,706.67	158.89	1,999,963.33	97.77
153245	313312L73	712	FFCB D N	9/12/2012	10/23/2012		0.100%	0.100%	4,696,000	4,695,465.18	247.84	4,695,913.91	200.89
153047	9127956P1	712	TREASURY BILLS	8/28/2012	11/1/2012		0.078%	0.078%	36,000	35,994.93	2.65	35,998.31	0.73
151582	313396M91	712	FHLMC D N	4/12/2012	11/2/2012		0.160%	0.160%	1,300,000	1,298,821.33	993.78	1,299,965.33	150.22
151956	313312N48	712	FFCB D N	5/15/2012	11/5/2012		0.150%	0.150%	1,101,000	1,100,201.78	637.66	1,100,967.89	128.45
152020	313312N48	712	FFCB D N	5/23/2012	11/5/2012		0.155%	0.155%	2,101,000	2,099,498.37	1,185.02	2,100,938.72	255.33
152049	313312N48	712	FFCB D N	5/29/2012	11/5/2012		0.155%	0.155%	1,333,000	1,332,081.71	717.41	1,332,961.12	162.00
152140	9127956S5	712	TREASURY BILLS	6/6/2012	11/8/2012		0.117%	0.117%	1,586,000	1,585,201.05	603.08	1,585,879.46	75.33
153410	9127956S5	712	TREASURY BILLS	9/27/2012	11/8/2012		0.033%	0.033%	5,000,000	4,999,807.50	18.33	4,999,620.00	(205.83)
151977	313312Q37	712	FFCB D N	5/17/2012	11/20/2012		0.155%	0.155%	3,503,000	3,500,179.60	2,066.28	3,502,854.04	608.16
152124	313396Q30	712	FHLMC D N	6/5/2012	11/20/2012		0.120%	0.120%	1,276,000	1,275,285.44	501.89	1,275,946.83	159.50
153300	313396Q97	712	FHLMC D N	9/18/2012	11/26/2012		0.120%	0.120%	1,000,000	999,770.00	43.33	999,953.33	140.00
152465	313396R88	712	FHLMC D N	7/5/2012	12/3/2012		0.160%	0.160%	488,500	488,172.16	191.06	488,465.81	102.59
152478	313384S91	712	FHLB D N	7/6/2012	12/12/2012		0.170%	0.170%	655,600	655,107.75	269.34	655,547.55	170.46
153388	313312S92	712	FFCB D N	9/26/2012	12/12/2012		0.110%	0.110%	1,000,000	999,764.72	15.28	999,920.00	140.00
152257	313396T60	712	FHLMC D N	6/19/2012	12/17/2012		0.160%	0.160%	2,096,000	2,094,313.88	968.82	2,095,820.68	537.98
152293	313396T60	712	FHLMC D N	6/21/2012	12/17/2012		0.160%	0.160%	621,000	620,505.96	281.52	620,946.87	159.39
153412	313396U50	712	FHLMC D N	9/27/2012	12/24/2012		0.120%	0.120%	4,008,200	4,007,024.26	53.44	4,007,825.90	748.20
152050	313312U73	712	FFCB D N	5/29/2012	12/26/2012		0.160%	0.160%	2,725,000	2,722,444.56	1,513.89	2,724,739.61	781.16
152550	313588U78	712	FNMA D N	7/16/2012	12/26/2012		0.170%	0.170%	2,001,000	1,999,459.79	727.58	2,000,808.79	621.42
151691	313312U99	712	FFCB D N	4/19/2012	12/28/2012		0.160%	0.160%	4,775,000	4,769,630.78	3,501.67	4,774,533.11	1,400.66
151692	313589AC7	712	FNMA D N	4/19/2012	1/3/2013		0.150%	0.150%	5,005,000	4,999,598.77	3,440.94	5,004,346.57	1,306.86
152388	313397AC5	712	FHLMC D N	6/28/2012	1/3/2013		0.160%	0.160%	3,200,000	3,197,312.00	1,351.11	3,199,582.22	919.11
151583	313397AG6	712	FHLMC D N	4/12/2012	1/7/2013		0.180%	0.180%	1,281,000	1,279,270.65	1,101.66	1,280,825.64	453.33
152389	313589AG8	712	FNMA D N	6/28/2012	1/7/2013		0.160%	0.160%	1,400,000	1,398,799.11	591.11	1,399,809.44	419.22
153306	313397AG6	712	FHLMC D N	9/19/2012	1/7/2013		0.130%	0.130%	812,000	811,677.46	35.19	811,889.48	176.83
152657	313589AR4	712	FNMA D N	7/25/2012	1/16/2013		0.150%	0.150%	3,754,000	3,751,262.71	1,063.63	3,753,442.11	1,115.77
153286	313589AR4	712	FNMA D N	9/17/2012	1/16/2013		0.135%	0.135%	3,256,000	3,254,522.59	170.94	3,255,516.12	822.59
152488	313397AX9	712	FHLMC D N	7/9/2012	1/22/2013		0.180%	0.180%	2,911,000	2,908,132.67	1,222.62	2,910,543.13	1,187.84
152944	313397AX9	712	FHLMC D N	8/20/2012	1/22/2013		0.150%	0.150%	1,440,000	1,439,070.00	252.00	1,439,774.00	452.00
152513	313313BH0	712	FFCB D N	7/11/2012	2/1/2013		0.180%	0.180%	1,002,000	1,000,972.95	410.82	1,001,760.36	376.59
151693	313385BL9	712	FHLB D N	4/19/2012	2/4/2013		0.170%	0.170%	2,089,000	2,086,129.37	1,627.68	2,088,488.20	731.15
152480	313385BL9	712	FHLB D N	7/6/2012	2/4/2013		0.180%	0.180%	2,600,000	2,597,231.00	1,131.00	2,599,363.00	1,001.00
152319	9127955Z0	712	TREASURY BILLS	6/25/2012	2/7/2013		0.152%	0.152%	4,736,000	4,731,475.74	1,953.20	4,734,274.43	845.49
152605	9127955Z0	712	TREASURY BILLS	7/19/2012	2/7/2013		0.130%	0.130%	7,826,000	7,820,263.11	2,091.28	7,823,148.59	794.20

MIAMI-DADE COUNTY
REPORT WRITER
AS OF DATE: September 30 ,2012
SORTING ORDER: FUND ICC#

INVSMT NUMBER	CUSIP NUMBER	FUND NUMBER	DESCRIPTION	PURCHASE SET DATE	MATURITY DATE	CALL DATE	INTEREST RATE	YTM TRADING	SCHEDULED PAR VALUE	CURRENT BOOK VALUE	PERIOD-END INTEREST ACCRL	MARKET VALUE	UNREALIZED GAIN/LOSS
153101	313589BV4	712	FNMA D N	8/30/2012	2/13/2013		0.150%	0.150%	1,301,000	1,300,094.72	173.47	1,300,658.49	390.30
153238	3133EAU30	712	FFCB C I	9/12/2012	3/12/2015	12/12/2012	0.320%	0.360%	1,300,000	1,298,700.00	219.56	1,298,869.00	169.00
152785	313380AG2	712	FHLB C I	8/6/2012	8/6/2015	10/6/2012	0.600%	0.600%	388,889	388,888.89	356.49	388,900.56	11.67
153225	3133EAU22	712	FFCB C I	9/12/2012	9/12/2016	9/12/2013	0.680%	0.680%	3,700,000	3,700,000.00	1,327.89	3,704,144.00	4,144.00
153217	3133EAK98	712	FFCB C I	9/13/2012	2/15/2017	11/15/2012	0.850%	0.862%	1,000,000	1,000,161.11	1,086.11	1,000,850.00	1,350.00
153224	3133EAK80	712	FFCB C I	9/12/2012	5/15/2017	11/15/2012	0.900%	0.911%	2,700,000	2,700,472.50	3,105.00	2,702,322.00	3,672.00
152709	3133806R3	712	FHLB C I	8/7/2012	8/7/2017	2/7/2013	1.000%	1.003%	2,830,000	2,829,575.50	4,245.00	2,832,943.20	3,367.70
152708	3134G3A42	712	FHLMC C I	8/14/2012	8/14/2017	2/14/2013	1.000%	1.015%	1,600,000	1,598,800.00	2,088.89	1,601,968.00	3,168.00
152804	3135G0NF6	712	FNMA C I	8/21/2012	8/21/2017	8/21/2013	1.000%	1.000%	1,200,000	1,200,000.00	1,333.33	1,203,660.00	3,660.00
152808	3134G3C81	712	FHLMC C I	8/22/2012	8/22/2017	2/22/2013	1.010%	1.027%	2,100,000	2,098,215.00	2,297.75	2,103,192.00	4,977.00
153227	313380P92	712	FHLB C I	9/26/2012	9/26/2017	3/26/2013	1.000%	1.003%	3,300,000	3,299,505.00	458.33	3,295,281.00	(4,224.00)
712 Total									127,120,689	127,049,066.05	53,613.60	127,121,537.63	37,859.95
151207	825252869	713	AIM MONEY MARKET - D	3/1/2012	10/1/2012		0.020%	0.020%	2,514,228	2,514,228.15	-0.01	2,514,228.15	0.00
152800	313396J20	713	FHLMC D N	8/7/2012	10/2/2012		0.060%	0.060%	1,245,000	1,244,883.80	114.13	1,244,998.96	1.03
151584	313384J34	713	FHLB D N	4/12/2012	10/3/2012		0.150%	0.150%	400	399.71	0.29	400.00	0.00
153156	9127956K2	713	TREASURY BILLS	9/4/2012	10/4/2012		0.078%	0.078%	2,454,300	2,454,141.49	142.66	2,454,300.00	15.85
153032	313384J91	713	FHLB D N	8/24/2012	10/9/2012		0.070%	0.070%	954,500	954,414.63	70.52	954,493.64	8.49
153273	313396J95	713	FHLMC D N	9/13/2012	10/9/2012		0.120%	0.120%	1,712,000	1,711,851.63	102.72	1,711,988.59	34.24
153402	313384K24	713	FHLB D N	9/27/2012	10/10/2012		0.020%	0.020%	1,500,000	1,499,989.17	3.33	1,499,988.75	(3.75)
153344	9127956M8	713	TREASURY BILLS	9/24/2012	10/11/2012		0.017%	0.017%	1,897,400	1,897,384.77	6.27	1,897,384.19	(6.85)
153221	313384K99	713	FHLB D N	9/11/2012	10/17/2012		0.110%	0.110%	1,972,300	1,972,083.05	120.53	1,972,273.70	70.12
153374	313396L68	713	FHLMC D N	9/26/2012	10/22/2012		0.040%	0.040%	1,411,000	1,410,959.24	7.84	1,410,975.31	8.23
153405	9127956N6	713	TREASURY BILLS	9/27/2012	10/25/2012		0.058%	0.058%	6,000,000	5,999,729.33	38.67	5,999,778.46	10.46
153417	313384M22	713	FHLB D N	9/28/2012	10/26/2012		0.010%	0.064%	200	199.99	0.00	200.00	0.01
153409	9127956P1	713	TREASURY BILLS	9/27/2012	11/1/2012		0.019%	0.019%	2,216,000	2,215,959.07	4.68	2,215,895.92	(67.83)
152943	313384N62	713	FHLB D N	8/20/2012	11/7/2012		0.125%	0.125%	1,973,000	1,972,458.80	287.73	1,972,939.17	192.64
153382	313312P53	713	FFCB D N	9/26/2012	11/14/2012		0.100%	0.100%	4,921,200	4,920,530.17	68.35	4,921,019.56	421.04
152999	313396Q22	713	FHLMC D N	8/22/2012	11/19/2012		0.125%	0.125%	2,228,000	2,227,311.49	309.44	2,227,909.02	288.09
153301	313396Q97	713	FHLMC D N	9/18/2012	11/26/2012		0.120%	0.120%	960,000	959,779.20	41.60	959,955.20	134.40
152479	313384S91	713	FHLB D N	7/6/2012	12/12/2012		0.170%	0.170%	12,400	12,390.69	5.09	12,399.01	3.23
153389	313312S92	713	FFCB D N	9/26/2012	12/12/2012		0.110%	0.110%	4,000,000	3,999,058.89	61.11	3,999,680.00	560.00
153375	313313AP3	713	FFCB D N	9/26/2012	1/14/2013		0.100%	0.100%	1,152,600	1,152,247.82	16.01	1,152,431.91	168.08
153377	313313AX6	713	FFCB D N	9/26/2012	1/22/2013		0.110%	0.110%	3,500,000	3,498,738.06	53.47	3,499,450.69	659.16
150771	3133785X5	713	FHLB - BULLET	2/9/2012	2/8/2013		0.170%	0.173%	2,500,000	2,499,962.60	613.89	2,499,900.00	(62.60)
150376	31331K6N5	713	FFCB - BULLET	1/19/2012	2/19/2013		0.180%	0.189%	4,000,000	3,999,815.62	840.00	4,000,320.00	504.38
153379	313313CH9	713	FFCB D N	9/26/2012	2/25/2013		0.110%	0.110%	1,000,000	999,535.56	15.28	999,714.17	163.33
152784	313380AG2	713	FHLB C I	8/6/2012	8/6/2015	10/6/2012	0.600%	0.600%	388,889	388,888.89	356.49	388,900.56	11.67
713 Total									50,513,417	50,506,941.82	3,280.09	50,511,524.96	3,113.42
151208	825252869	714	AIM MONEY MARKET - D	3/1/2012	10/1/2012		0.020%	0.020%	959,700	959,700.00	0.01	959,700.00	0.00
153183	313384J26	714	FHLB D N	9/6/2012	10/2/2012		0.070%	0.070%	5,102,000	5,101,742.07	248.01	5,101,995.75	5.67
153295	313588J30	714	FNMA D N	9/18/2012	10/3/2012		0.070%	0.070%	2,432,000	2,432,929.04	61.50	2,432,995.95	5.41
153420	313396J38	714	FHLMC D N	9/28/2012	10/3/2012		0.030%	0.030%	16,839,000	16,838,929.77	42.14	16,838,971.94	0.03
153157	9127956K2	714	TREASURY BILLS	9/4/2012	10/4/2012		0.078%	0.078%	1,139,700	1,139,626.39	66.25	1,139,700.00	7.36
153184	9127956K2	714	TREASURY BILLS	9/6/2012	10/4/2012		0.103%	0.103%	5,000,000	4,999,601.39	355.90	5,000,000.00	42.71
153272	313384J59	714	FHLB D N	9/13/2012	10/5/2012		0.070%	0.070%	4,000,000	3,999,828.89	140.00	3,999,986.67	17.78
153185	313384J91	714	FHLB D N	9/6/2012	10/9/2012		0.100%	0.100%	5,001,000	5,000,541.58	347.29	5,000,966.66	77.79
153360	313384K24	714	FHLB D N	9/25/2012	10/10/2012		0.040%	0.040%	3,116,400	3,116,348.06	20.78	3,116,376.63	7.79
153218	9127956M8	714	TREASURY BILLS	9/11/2012	10/11/2012		0.088%	0.088%	5,857,000	5,856,572.93	284.71	5,856,951.19	93.55
153345	9127956M8	714	TREASURY BILLS	9/24/2012	10/11/2012		0.017%	0.017%	2,273,000	2,272,981.75	7.51	2,272,981.06	(8.20)
153404	313588K79	714	FNMA D N	9/27/2012	10/15/2012		0.010%	0.010%	5,914,000	5,913,970.43	6.57	5,913,931.00	(46.00)
153298	313384K99	714	FHLB D N	9/18/2012	10/17/2012		0.090%	0.090%	1,200,000	1,199,913.00	39.00	1,199,984.00	32.00
153318	313384K99	714	FHLB D N	9/20/2012	10/17/2012		0.090%	0.090%	3,247,000	3,246,780.83	89.29	3,246,956.71	86.59
153280	9127955G2	714	TREASURY BILLS	9/13/2012	10/18/2012		0.076%	0.076%	5,305,600	5,305,207.98	201.61	5,305,457.59	48.00
153319	9127955G2	714	TREASURY BILLS	9/20/2012	10/18/2012		0.075%	0.075%	8,000,000	7,999,533.33	183.33	7,999,785.26	68.60
153299	313384L31	714	FHLB D N	9/18/2012	10/19/2012		0.100%	0.100%	2,000,000	1,999,827.78	72.22	1,999,970.00	70.00
153222	313312L73	714	FFCB D N	9/11/2012	10/23/2012		0.100%	0.100%	2,000,000	1,999,766.67	111.11	1,999,963.33	85.55

MIAMI-DADE COUNTY
REPORT WRITER
AS OF DATE: September 30 ,2012
SORTING ORDER: FUND ICC#

INVSMT NUMBER	CUSIP NUMBER	FUND NUMBER	DESCRIPTION	PURCHASE SET DATE	MATURITY DATE	CALL DATE	INTEREST RATE	YTM TRADING	SCHEDULED PAR VALUE	CURRENT BOOK VALUE	PERIOD-END INTEREST ACCRL	MARKET VALUE	UNREALIZED GAIN/LOSS
153275	313312L73	714	FFCB D N	9/13/2012	10/23/2012		0.100%	0.100%	3,001,200	3,000,866.53	150.06	3,001,144.98	128.39
714 Total									82,388,600	82,384,668.42	2,427.29	82,387,818.72	723.02
149137	313588H99	740	FNMA D N	10/11/2011	10/1/2012		0.150%	0.150%	18,018,000	17,991,273.30	26,726.70	18,018,000.00	0.00
149194	313396H97	740	FHLMC D N	10/20/2011	10/1/2012		0.180%	0.180%	23,983,000	23,941,389.50	41,610.50	23,983,000.00	0.00
149676	313384H93	740	FHLB D N	10/7/2011	10/1/2012		0.170%	0.170%	20,000,000	19,966,000.00	34,000.00	20,000,000.00	0.00
149678	313384H93	740	FHLB D N	10/7/2011	10/1/2012		0.170%	0.170%	4,550,000	4,542,265.00	7,735.00	4,550,000.00	0.00
151462	313384H93	740	FHLB D N	4/2/2012	10/1/2012		0.120%	0.120%	7,500,000	7,495,450.00	4,550.00	7,500,000.00	0.00
151496	313396H97	740	FHLMC D N	4/4/2012	10/1/2012		0.155%	0.155%	262,000	261,796.95	203.05	262,000.00	0.00
151650	313396H97	740	FHLMC D N	4/19/2012	10/1/2012		0.120%	0.120%	23,733,000	23,719,946.85	13,053.15	23,733,000.00	0.00
151808	313396H97	740	FHLMC D N	5/2/2012	10/1/2012		0.150%	0.150%	14,000	13,991.13	8.87	14,000.00	0.00
152052	313384H93	740	FHLB D N	5/17/2012	10/1/2012		0.110%	0.110%	23,734,000	23,724,064.68	9,935.32	23,734,000.00	0.00
152076	313588H99	740	FNMA D N	5/31/2012	10/1/2012		0.150%	0.150%	10,000	9,994.88	5.12	10,000.00	0.00
152188	313384H93	740	FHLB D N	6/14/2012	10/1/2012		0.070%	0.070%	23,738,000	23,732,968.86	5,031.14	23,738,000.00	0.00
152594	313396H97	740	FHLMC D N	7/19/2012	10/1/2012		0.115%	0.115%	4,690,000	4,688,891.34	1,108.66	4,690,000.00	0.00
152674	313384H93	740	FHLB D N	7/26/2012	10/1/2012		0.110%	0.110%	19,049,000	19,045,100.25	3,899.75	19,049,000.00	0.00
152910	313588H99	740	FNMA D N	8/16/2012	10/1/2012		0.090%	0.090%	23,737,000	23,734,270.25	2,729.75	23,737,000.00	0.00
153349	316175108	740	FIDELITY GOVT FUND -	9/25/2012	9/30/2020		0.010%	0.010%	23,734,000	23,734,000.00	0.00	23,734,000.00	0.00
740 Total									216,752,000	216,601,402.99	150,597.01	216,752,000.00	0.00
150347	313312P79	741	FFCB D N	1/17/2012	11/16/2012		0.120%	0.120%	1,650,000	1,648,328.00	1,419.00	1,649,936.75	189.75
149927	313588Q24	741	FNMA D N	12/8/2011	11/19/2012		0.140%	0.140%	21,000	20,971.66	24.34	20,999.14	3.14
149717	313312Q45	741	FFCB D N	11/28/2011	11/21/2012		0.160%	0.160%	3,218,000	3,212,865.50	4,405.09	3,217,863.24	592.65
153329	313384Q44	741	FHLB D N	9/21/2012	11/21/2012		0.110%	0.110%	801,000	800,850.70	24.48	800,965.96	90.78
151446	313397AG6	741	FHLMC D N	3/30/2012	1/7/2013		0.180%	0.180%	58,000	57,917.93	53.65	57,992.11	20.53
151441	313397AJ0	741	FHLMC D N	3/29/2012	1/9/2013		0.175%	0.175%	552,000	551,232.57	499.10	551,923.33	191.66
150478	313313AP3	741	FFCB D N	1/31/2012	1/14/2013		0.130%	0.130%	23,000	22,971.01	20.27	22,996.65	5.37
153416	313397AX9	741	FHLMC D N	9/28/2012	1/22/2013		0.135%	0.135%	1,744,000	1,743,241.36	19.62	1,743,726.29	465.31
134879	31331GVD8	741	FFCB - BULLET	5/8/2009	4/8/2013		2.200%	2.251%	7,000,000	6,996,616.91	74,005.56	7,073,010.00	76,393.09
151809	313397ES6	741	FHLMC D N	5/2/2012	4/23/2013		0.190%	0.190%	77,000	76,855.33	61.77	76,956.37	39.27
152418	3136G0ND9	741	FNMA STEP UP	6/29/2012	6/21/2013		0.625%	0.625%	4,245,000	4,245,589.58	7,369.79	4,254,211.65	9,211.65
152419	3136G0QH7	741	FNMA STEP UP	6/29/2012	6/28/2013		0.750%	0.750%	4,000,000	4,000,083.33	7,750.00	4,012,240.00	12,240.00
153064	912795E5	741	TREASURY BILLS	8/28/2012	8/22/2013		0.173%	0.173%	3,000,000	2,994,839.38	488.75	2,995,825.69	497.56
153038	3136G0YU9	741	FNMA STEP UP	8/28/2012	8/28/2013		0.750%	0.760%	3,000,000	2,999,700.00	2,062.50	3,017,010.00	17,310.00
152421	3136G0QS3	741	FNMA STEP UP	7/2/2012	12/28/2013	6/28/2013	0.625%	0.625%	3,000,000	3,000,208.33	4,843.75	3,006,570.00	6,570.00
139795	31331JGC1	741	FFCB - BULLET	3/5/2010	3/5/2014		2.125%	2.125%	2,160,000	2,160,000.00	3,315.00	2,216,008.80	56,008.80
152308	3136G0NC1	741	FNMA STEP UP	6/28/2012	6/28/2014	6/28/2013	0.750%	0.780%	5,028,000	5,024,983.20	9,741.75	5,040,268.32	15,285.12
152539	3136G0QU8	741	FNMA STEP UP	7/17/2012	7/25/2014	7/17/2013	0.750%	0.750%	3,000,000	3,000,000.00	4,625.00	3,008,070.00	8,070.00
142167	31331JWS8	741	FFCB - BULLET	7/28/2010	7/28/2014		1.500%	1.562%	3,000,000	2,996,422.36	7,875.00	3,065,670.00	69,247.64
153160	3136G0ZA2	741	FNMA STEP UP	9/13/2012	9/12/2014	9/12/2013	0.750%	0.750%	2,253,000	2,253,046.94	891.82	2,257,618.65	4,618.65
144035	31398A5R9	741	FNMA C I	11/12/2010	11/12/2015	11/12/2015	1.625%	1.646%	5,000,000	4,996,500.55	31,371.53	5,176,050.00	179,549.45
148285	3136FR538	741	FNMA C I	9/6/2011	9/6/2016	9/6/2013	1.400%	1.400%	2,000,000	2,000,000.00	1,944.44	2,020,180.00	20,180.00
150383	3136FTA58	741	FNMA C I	1/30/2012	1/30/2017	1/30/2013	1.300%	1.300%	4,000,000	4,000,000.00	8,811.11	4,015,240.00	15,240.00
151005	3135G0HW6	741	FNMA C I	3/8/2012	3/8/2017	3/8/2013	1.375%	1.375%	8,000,000	8,000,000.00	7,027.78	8,041,760.00	41,760.00
150941	3136FTZ93	741	FNMA C I	3/13/2012	3/13/2017	3/13/2013	1.350%	1.350%	3,280,000	3,280,000.00	2,214.00	3,298,794.40	18,794.40
153068	3135G0NX7	741	FNMA C I	9/13/2012	3/13/2017	9/13/2013	1.000%	1.000%	5,200,000	5,200,000.00	2,600.00	5,239,780.00	39,780.00
152366	3133EAVS4	741	FFCB C I	6/27/2012	3/27/2017	10/3/2012	1.030%	1.030%	4,008,000	4,008,000.00	458.69	4,008,200.40	200.40
152003	3136G0JZ5	741	FNMA C I	6/6/2012	6/6/2017	12/6/2012	1.300%	1.300%	5,093,000	5,093,000.00	21,150.10	5,099,824.62	6,824.62
152130	3134G3XE5	741	F H L M C C I	6/7/2012	6/7/2017	6/7/2013	1.150%	1.150%	3,000,000	3,000,000.00	10,925.00	3,009,570.00	9,570.00
152163	3134G3XE5	741	FHLMC C I	6/8/2012	6/7/2017	6/7/2013	1.150%	1.150%	1,605,000	1,605,051.27	5,844.87	1,610,119.95	5,119.95
152278	3133EATT5	741	FFCB C I	6/21/2012	6/12/2017	10/3/2012	1.100%	1.105%	2,500,000	2,500,062.50	8,326.39	2,500,125.00	750.00
152128	3135G0LZ4	741	FNMA C I	6/14/2012	6/14/2017	12/14/2012	1.125%	1.135%	2,991,000	2,989,504.50	10,001.16	2,994,529.38	5,024.88
152225	3135G0MA8	741	FNMA C I	6/28/2012	6/28/2017	6/28/2013	1.200%	1.200%	4,000,000	4,000,000.00	12,400.00	4,020,040.00	20,040.00
152226	3136G0NE7	741	FNMA C I	6/28/2012	6/28/2017	6/28/2013	1.150%	1.153%	4,533,000	4,532,320.05	13,466.79	4,552,446.57	20,126.52
152279	3136G0PB1	741	FNMA C I	6/28/2012	6/28/2017	6/28/2013	1.160%	1.160%	4,115,000	4,115,000.00	12,331.28	4,135,286.95	20,286.95
152374	3136G0QG9	741	FNMA C I	6/29/2012	6/28/2017	12/28/2012	1.125%	1.125%	4,000,000	4,000,125.00	11,625.00	4,007,040.00	7,040.00
152446	313379TS8	741	FHLB C I	7/5/2012	7/5/2017	10/5/2012	1.125%	1.130%	3,030,000	3,029,242.50	8,143.13	3,030,272.70	1,030.20
152540	3134G3YK0	741	FHLMC CI	7/24/2012	7/24/2017	7/24/2013	1.125%	1.125%	5,500,000	5,500,000.00	11,515.63	5,522,605.00	22,605.00

MIAMI-DADE COUNTY
REPORT WRITER
AS OF DATE: September 30 ,2012
SORTING ORDER: FUND ICC#

INVSMT NUMBER	CUSIP NUMBER	FUND NUMBER	DESCRIPTION	PURCHASE SET DATE	MATURITY DATE	CALL DATE	INTEREST RATE	YTM TRADING	SCHEDULED PAR VALUE	CURRENT BOOK VALUE	PERIOD-END INTEREST ACCRL	MARKET VALUE	UNREALIZED GAIN/LOSS
152489	3136G0RT0	741	FNMA C I	7/26/2012	7/26/2017	7/26/2013	1.150%	1.150%	5,961,000	5,961,000.00	12,377.35	5,985,261.27	24,261.27
152706	3135G0MW0	741	FNMA C I	8/9/2012	8/9/2017	8/9/2013	1.050%	1.055%	6,149,000	6,147,462.75	9,325.98	6,166,278.69	18,815.94
153327	3135G0NC3	741	FNMA C I	9/28/2012	8/14/2017	8/14/2013	1.000%	1.000%	6,200,000	6,207,577.78	8,094.45	6,220,212.00	20,212.00
152710	313380BV8	741	FHLB C I	8/21/2012	8/21/2017	10/21/2012	1.100%	1.100%	3,105,000	3,105,000.00	3,795.00	3,106,428.30	1,428.30
153226	3134G3C81	741	FHLMC C I	9/13/2012	8/22/2017	2/22/2013	1.010%	1.015%	4,555,000	4,556,544.90	4,983.93	4,561,923.60	8,062.35
153347	3135G0NH2	741	FNMA C I	9/28/2012	8/23/2017	8/23/2013	0.950%	0.954%	2,548,000	2,549,843.76	2,555.08	2,552,484.48	4,994.08
153034	3134G3E71	741	FHLMC CI	8/28/2012	8/28/2017	2/28/2013	1.030%	1.040%	5,000,000	4,997,500.00	4,720.83	5,009,650.00	12,150.00
153159	3133EAR26	741	FFCB C I	9/6/2012	9/5/2017	9/5/2013	0.970%	1.001%	2,600,000	2,596,170.06	1,821.45	2,604,732.00	8,632.00
153398	3133EAR26	741	FFCB CI	9/28/2012	9/5/2017	9/5/2013	0.970%	0.970%	3,500,000	3,502,169.03	2,451.95	3,506,370.00	6,370.00
153215	3134G3H52	741	FHLMC C I	9/13/2012	9/12/2017	9/12/2013	1.000%	1.000%	4,000,000	4,000,111.11	2,111.11	4,003,880.00	3,880.00
153078	3134G3J27	741	FHLMC C I	9/20/2012	9/20/2017	9/20/2013	1.050%	1.050%	4,200,000	4,200,000.00	1,347.50	4,203,570.00	3,570.00
153310	3134G3M23	741	FHLMC C I	9/28/2012	9/28/2017	3/28/2013	1.020%	1.028%	4,800,000	4,798,080.00	408.00	4,802,016.00	3,936.00
152295	316175108	741	FIDELITY GOVT FUND -	6/22/2012	9/30/2020		0.010%	0.010%	0	0.00	0.00	0.00	0.00
741 Total									172,303,000	172,276,989.85	363,645.77	173,094,534.26	827,285.28
151425	313588H99	742	FNMA D N	3/28/2012	10/1/2012		0.160%	0.160%	51,000	50,957.61	42.39	51,000.00	0.00
742 Total									51,000	50,957.61	42.39	51,000.00	0.00
151209	825252869	756	AIM MONEY MARKET - D	3/1/2012	10/1/2012		0.020%	0.020%	827,345	827,345.21	0.00	827,345.21	0.00
756 Total									827,345	827,345.21	0.00	827,345.21	0.00
149271	313588H99	760	FNMA D N	10/28/2011	10/1/2012		0.150%	0.150%	1,200,000	1,198,305.00	1,695.00	1,200,000.00	0.00
149537	313588H99	760	FNMA D N	11/14/2011	10/1/2012		0.140%	0.140%	4,391,000	4,385,501.49	5,498.51	4,391,000.00	0.00
149739	313588H99	760	FNMA D N	11/30/2011	10/1/2012		0.150%	0.150%	78,000	77,900.55	99.45	78,000.00	0.00
151038	313588H99	760	FNMA D N	3/1/2012	10/1/2012		0.145%	0.145%	1,206,000	1,204,960.50	1,039.50	1,206,000.00	0.00
151210	825252869	760	AIM MONEY MARKET - D	3/1/2012	10/1/2012		0.020%	0.020%	122,900	122,900.00	-0.01	122,900.00	0.00
149244	313396J20	760	FHLMC D N	10/26/2011	10/2/2012		0.165%	0.165%	1,007,000	1,005,421.53	1,573.85	1,006,999.16	3.78
149272	313396J20	760	FHLMC D N	10/28/2011	10/2/2012		0.160%	0.160%	1,302,000	1,300,032.53	1,961.68	1,301,998.92	4.71
150184	313396J20	760	FHLMC D N	12/30/2011	10/2/2012		0.090%	0.090%	4,600,000	4,596,814.50	3,174.00	4,599,996.17	7.67
150458	313396J20	760	FHLMC D N	1/30/2012	10/2/2012		0.100%	0.100%	1,708,000	1,706,832.87	1,162.39	1,707,998.58	3.32
152430	313396J20	760	FHLMC D N	7/2/2012	10/2/2012		0.130%	0.130%	2,694,000	2,693,104.99	885.28	2,693,997.76	7.49
149163	313384J34	760	FHLB D N	10/13/2011	10/3/2012		0.180%	0.180%	2,222,000	2,218,044.84	3,932.94	2,221,996.30	18.52
149463	313384J34	760	FHLB D N	11/4/2011	10/3/2012		0.140%	0.140%	826,000	824,927.12	1,066.46	825,998.62	5.04
149916	313384J34	760	FHLB D N	11/23/2011	10/3/2012		0.130%	0.130%	247,000	246,719.04	279.18	246,999.59	1.37
150444	313384J34	760	FHLB D N	1/27/2012	10/3/2012		0.100%	0.100%	449,000	448,688.19	309.32	448,999.25	1.74
150751	313384J34	760	FHLB D N	2/8/2012	10/3/2012		0.120%	0.120%	1,323,000	1,321,950.42	1,040.76	1,322,997.80	6.62
150964	313384J34	760	FHLB D N	2/22/2012	10/3/2012		0.140%	0.140%	1,015,000	1,014,115.82	876.29	1,014,998.31	6.20
151581	313384J34	760	FHLB D N	4/12/2012	10/3/2012		0.150%	0.155%	1,111,000	1,110,194.53	796.21	1,110,998.15	7.41
151585	313384J34	760	FHLB D N	4/12/2012	10/3/2012		0.150%	0.150%	812,600	812,010.87	582.36	812,598.65	5.42
151690	313396J38	760	FHLMC D N	4/19/2012	10/3/2012		0.130%	0.130%	4,486,600	4,483,894.33	2,673.27	4,486,592.52	24.92
151823	313384J34	760	FHLB D N	5/3/2012	10/3/2012		0.135%	0.135%	5,179,026.83	5,179,026.83	2,934.31	5,181,991.36	30.22
152048	313396J38	760	FHLMC D N	5/29/2012	10/3/2012		0.120%	0.120%	3,987,000	3,985,312.17	1,661.25	3,986,993.36	19.94
152064	313396J38	760	FHLMC D N	5/30/2012	10/3/2012		0.120%	0.120%	1,504,000	1,503,368.32	621.65	1,503,997.49	7.52
152223	313396J38	760	FHLMC D N	6/14/2012	10/3/2012		0.120%	0.120%	3,042,000	3,040,874.46	1,105.26	3,041,994.93	15.21
152450	313384J34	760	FHLB D N	7/5/2012	10/3/2012		0.120%	0.120%	3,527,000	3,525,941.90	1,034.59	3,526,994.12	17.63
152463	313384J34	760	FHLB D N	7/5/2012	10/3/2012		0.130%	0.130%	2,026,600	2,025,941.36	644.00	2,026,596.62	11.26
152476	313588J30	760	FNMA D N	7/6/2012	10/3/2012		0.130%	0.130%	4,587,100	4,585,625.76	1,441.11	4,587,092.35	25.48
152679	313396J38	760	FHLMC D N	7/27/2012	10/3/2012		0.130%	0.130%	1,304,000	1,303,679.79	310.79	1,303,997.83	7.25
153421	313396J38	760	FHLMC D N	9/28/2012	10/3/2012		0.030%	0.030%	1,597,700	1,597,693.34	4.00	1,597,697.34	0.00
151807	9127956K2	760	TREASURY BILLS	5/2/2012	10/4/2012		0.123%	0.123%	143,800	143,723.85	74.68	143,800.00	1.47
151900	9127956K2	760	TREASURY BILLS	5/10/2012	10/4/2012		0.115%	0.115%	3,162,000	3,160,515.18	1,454.52	3,162,000.00	30.30
152656	9127956K2	760	TREASURY BILLS	7/25/2012	10/4/2012		0.088%	0.088%	8,435,000	8,433,536.06	1,402.08	8,435,000.00	61.86
152524	313384J59	760	FHLB D N	7/12/2012	10/5/2012		0.125%	0.125%	484,000	483,857.15	136.13	483,998.39	5.11
152672	313396J95	760	FHLMC D N	7/26/2012	10/9/2012		0.120%	0.120%	1,144,000	1,143,714.00	255.49	1,143,692.37	22.88
153361	313384K24	760	FHLB D N	9/25/2012	10/10/2012		0.040%	0.040%	183,600	183,596.94	1.22	183,598.62	0.46
153276	313312L73	760	FFCB D N	9/13/2012	10/23/2012		0.100%	0.100%	5,437,600	5,436,995.82	271.88	5,437,500.31	232.61
153340	313312P46	760	FFCB D N	9/24/2012	11/13/2012		0.090%	0.090%	1,501,800	1,501,612.28	26.28	1,501,746.19	107.63
153383	313312P53	760	FFCB D N	9/26/2012	11/14/2012		0.100%	0.100%	1,999,800	1,999,527.81	27.77	1,999,726.67	171.09
153330	313312S43	760	FFCB D N	9/21/2012	12/7/2012		0.110%	0.110%	5,663,000	5,661,667.62	173.04	5,662,578.42	737.76

MIAMI-DADE COUNTY
REPORT WRITER
AS OF DATE: September 30 ,2012
SORTING ORDER: FUND ICC#

INVSMT NUMBER	CUSIP NUMBER	FUND NUMBER	DESCRIPTION	PURCHASE SET DATE	MATURITY DATE	CALL DATE	INTEREST RATE	YTM TRADING	SCHEDULED PAR VALUE	CURRENT BOOK VALUE	PERIOD-END INTEREST ACCRL	MARKET VALUE	UNREALIZED GAIN/LOSS
153376	313313AP3	760	FFCB D N	9/26/2012	1/14/2013		0.100%	0.100%	347,400	347,293.85	4.83	347,349.34	50.66
153287	313313CH9	760	FFCB D N	9/17/2012	2/25/2013		0.130%	0.130%	1,000,000	999,418.61	50.56	999,714.17	245.00
153419	313313EB0	760	FFCB D N	9/28/2012	4/8/2013		0.155%	0.155%	6,000,000	5,995,040.00	77.50	5,996,220.00	1,102.50
152871	3136G0XQ9	760	FNMA STEP UP	8/22/2012	8/22/2013	2/22/2013	0.625%	0.625%	1,300,000	1,300,000.00	880.21	1,301,430.00	1,430.00
153307	313313LQ9	760	FFCB D N	9/19/2012	9/12/2013		0.180%	0.180%	1,922,000	1,918,559.62	115.32	1,919,232.32	557.38
152805	3136G0VT5	760	FNMA STEP UP	8/22/2012	8/22/2015	8/22/2013	0.700%	0.700%	1,400,000	1,400,000.00	1,061.67	1,400,588.00	588.00
153216	3133EAK98	760	FFCB C I	9/13/2012	2/15/2017	11/15/2012	0.850%	0.862%	2,000,000	2,000,322.22	2,172.22	2,001,700.00	2,700.00
152873	3134G3E71	760	FHLMC CI	8/28/2012	8/28/2017	2/28/2013	1.030%	1.057%	2,200,000	2,197,140.00	2,077.17	2,204,246.00	7,106.00
153067	313380HL4	760	FHLB CI	9/5/2012	9/5/2017	10/5/2012	1.250%	1.253%	2,400,000	2,399,640.00	2,166.67	2,400,192.00	552.00
153110	3133EAS33	760	FFCB C I	9/5/2012	9/5/2017	12/5/2012	0.990%	1.021%	2,300,000	2,296,550.00	1,644.50	2,302,139.00	5,589.00
153214	3133EAU97	760	FFCB C I	9/13/2012	9/13/2017	12/13/2012	1.020%	1.020%	6,000,000	6,000,000.00	3,060.00	6,004,740.00	4,740.00
760 Total									112,582,500	112,522,494.06	55,537.14	112,589,916.98	26,270.43
151211	825252869	778	AIM MONEY MARKET - D	3/1/2012	10/1/2012		0.020%	0.020%	0	0.00	0.00	0.00	0.00
778 Total									0	0.00	0.00	0.00	0.00
151212	825252869	779	AIM MONEY MARKET - D	3/1/2012	10/1/2012		0.020%	0.020%	859,449	859,449.36	0.00	859,449.36	0.00
152062	313396J20	779	FHLMC D N	5/30/2012	10/2/2012		0.120%	0.120%	1,501,000	1,500,374.58	620.42	1,500,998.75	3.75
151545	9127956K2	779	TREASURY BILLS	4/10/2012	10/4/2012		0.136%	0.136%	21,000	20,985.96	13.80	21,000.00	0.24
152981	9127956K2	779	TREASURY BILLS	8/21/2012	10/4/2012		0.077%	0.077%	2,000,000	1,999,811.78	175.39	2,000,000.00	12.83
152982	9127955G2	779	TREASURY BILLS	8/21/2012	10/18/2012		0.077%	0.077%	2,000,000	1,999,751.89	175.39	1,999,946.32	19.04
153186	313312L73	779	FFCB D N	9/6/2012	10/23/2012		0.100%	0.100%	5,330,000	5,329,304.14	370.14	5,329,902.28	228.00
153020	313384L80	779	FHLB D N	8/23/2012	10/24/2012		0.110%	0.110%	1,000,000	999,810.56	119.16	999,980.83	51.11
153406	9127956N6	779	TREASURY BILLS	9/27/2012	10/25/2012		0.058%	0.058%	3,716,000	3,715,832.37	23.95	3,715,862.79	6.47
152983	313396M59	779	FHLMC D N	8/21/2012	10/29/2012		0.120%	0.120%	1,500,000	1,499,655.00	205.00	1,499,965.00	105.00
153048	9127956P1	779	TREASURY BILLS	8/28/2012	11/1/2012		0.078%	0.078%	1,261,000	1,260,822.41	92.89	1,260,940.77	25.47
152416	9127956S5	779	TREASURY BILLS	6/29/2012	11/8/2012		0.111%	0.111%	5,714,000	5,711,674.40	1,656.11	5,713,565.74	235.23
152984	313396P49	779	FHLMC D N	8/21/2012	11/13/2012		0.115%	0.115%	2,000,000	1,999,463.33	261.95	1,999,928.33	203.05
153384	313312P53	779	FFCB D N	9/26/2012	11/14/2012		0.100%	0.100%	2,079,000	2,078,717.03	28.87	2,078,923.77	177.87
153411	313396Q97	779	FHLMC D N	9/27/2012	11/26/2012		0.100%	0.100%	1,100,000	1,099,816.67	12.22	1,099,948.67	119.78
152431	313396R88	779	FHLMC D N	7/2/2012	12/3/2012		0.160%	0.160%	2,735,000	2,733,128.04	1,106.16	2,734,808.55	574.35
152466	313396R88	779	FHLMC D N	7/5/2012	12/3/2012		0.160%	0.160%	1,500,500	1,499,493.00	586.86	1,500,394.97	315.11
152432	313588S22	779	FNMA D N	7/2/2012	12/5/2012		0.160%	0.160%	2,300,000	2,298,405.33	930.22	2,299,833.89	498.34
152985	313384S83	779	FHLB D N	8/21/2012	12/11/2012		0.140%	0.140%	1,150,000	1,149,499.11	183.36	1,149,909.28	226.81
152986	313396T78	779	FHLMC D N	8/21/2012	12/18/2012		0.130%	0.130%	2,585,000	2,583,889.17	382.72	2,584,775.97	504.08
153413	313396U50	779	FHLMC D N	9/27/2012	12/24/2012		0.120%	0.120%	219,700	219,635.55	2.93	219,679.49	41.01
153378	313313AX6	779	FFCB D N	9/26/2012	1/22/2013		0.110%	0.110%	1,500,000	1,499,459.17	22.92	1,499,764.58	282.49
151913	313313FF0	779	FFCB D N	5/11/2012	5/6/2013		0.200%	0.200%	1,504,000	1,500,992.00	1,194.84	1,502,912.11	725.27
152305	3136G0ND9	779	FNMA STEP UP	6/22/2012	6/21/2013		0.625%	0.625%	2,246,000	2,246,038.99	3,899.30	2,250,873.82	4,873.82
153239	3133EAQ84	779	FFCB C I	9/12/2012	6/5/2017	12/5/2012	0.920%	0.931%	2,000,000	1,999,357.78	1,328.89	2,001,940.00	2,940.00
152424	3135G0MN0	779	FNMA C I	7/2/2012	6/28/2017	6/28/2013	1.125%	1.125%	1,900,000	1,900,237.50	5,521.88	1,908,664.00	8,664.00
152541	3134G3YZ7	779	FHLMC C I	7/25/2012	7/25/2017	1/25/2013	1.100%	1.100%	5,000,000	5,000,000.00	10,083.33	5,008,800.00	8,800.00
779 Total									54,721,649	54,705,605.12	28,998.70	54,742,769.27	29,633.12
151213	825252869	796	AIM MONEY MARKET - D	3/1/2012	10/1/2012		0.020%	0.020%	64,514	64,513.86	0.00	64,513.86	0.00
796 Total									64,514	64,513.86	0.00	64,513.86	0.00
151214	825252869	1010	AIM MONEY MARKET - D	3/1/2012	10/1/2012		0.020%	0.020%	513,756	513,755.95	0.00	513,755.95	0.00
152743	313588H99	1010	FNMA D N	8/2/2012	10/1/2012		0.090%	0.090%	1,610,000	1,609,758.50	241.50	1,610,000.00	0.00
152477	313588J30	1010	FNMA D N	7/6/2012	10/3/2012		0.130%	0.130%	2,775,900	2,775,007.86	872.09	2,775,895.37	15.42
153296	313588J30	1010	FNMA D N	9/18/2012	10/3/2012		0.070%	0.070%	702,000	701,979.53	17.74	701,998.83	1.56
153422	313396J38	1010	FHLMC D N	9/28/2012	10/3/2012		0.030%	0.030%	1,000,000	999,995.83	2.50	999,998.33	0.00
151546	9127956K2	1010	TREASURY BILLS	4/10/2012	10/4/2012		0.136%	0.136%	79,000	78,947.18	51.92	79,000.00	0.90
152794	313384J59	1010	FHLB D N	8/6/2012	10/5/2012		0.100%	0.100%	2,500,000	2,499,583.33	388.89	2,499,991.67	19.45
152998	313384K99	1010	FHLB D N	8/22/2012	10/17/2012		0.110%	0.110%	1,501,000	1,500,743.16	183.46	1,500,979.99	53.37
153223	313312L73	1010	FFCB D N	9/11/2012	10/23/2012		0.100%	0.100%	1,266,000	1,265,852.30	70.33	1,265,976.79	54.16
153407	9127956N6	1010	TREASURY BILLS	9/27/2012	10/25/2012		0.058%	0.058%	1,473,200	1,473,133.54	9.49	1,473,145.60	2.57
151963	313312N48	1010	FFCB D N	5/16/2012	11/5/2012		0.150%	0.150%	2,000,000	1,998,558.33	1,150.00	1,999,941.67	233.34
153049	313396N58	1010	FHLMC D N	8/28/2012	11/6/2012		0.125%	0.125%	1,000,000	999,756.94	118.06	999,970.00	95.00
152903	313396P49	1010	FHLMC D N	8/15/2012	11/13/2012		0.130%	0.130%	3,191,000	3,189,962.93	541.58	3,190,885.66	381.15

MIAMI-DADE COUNTY
REPORT WRITER
AS OF DATE: September 30 ,2012
SORTING ORDER: FUND ICC#

INVSMT NUMBER	CUSIP NUMBER	FUND NUMBER	DESCRIPTION	PURCHASE SET DATE	MATURITY DATE	CALL DATE	INTEREST RATE	YTM TRADING	SCHEDULED PAR VALUE	CURRENT BOOK VALUE	PERIOD-END INTEREST ACCRL	MARKET VALUE	UNREALIZED GAIN/LOSS
153341	313312P46	1010	FFCB D N	9/24/2012	11/13/2012		0.090%	0.090%	1,000,000	999,875.00	17.50	999,964.17	71.67
153385	313312P53	1010	FFCB D N	9/26/2012	11/14/2012		0.100%	0.100%	1,000,000	999,863.89	13.89	999,963.33	85.55
151992	313312Q37	1010	FFCB D N	5/18/2012	11/20/2012		0.155%	0.155%	1,000,000	999,199.17	585.55	999,958.33	173.61
153158	313588Q40	1010	FNMA D N	9/4/2012	11/21/2012		0.121%	0.121%	1,000,000	999,737.83	90.75	999,957.50	128.92
153246	313384S26	1010	FHLB D N	9/12/2012	12/5/2012		0.135%	0.135%	1,964,000	1,963,381.34	139.94	1,963,858.16	336.88
153172	313396T94	1010	FHLMC D N	9/5/2012	12/20/2012		0.120%	0.120%	2,170,000	2,169,233.27	188.07	2,169,807.11	385.77
153414	313396U50	1010	FHLMC D N	9/27/2012	12/24/2012		0.120%	0.120%	1,365,100	1,364,699.57	18.20	1,364,972.59	254.82
151878	313312U73	1010	FFCB D N	5/8/2012	12/26/2012		0.155%	0.155%	1,500,000	1,498,501.67	942.91	1,499,856.67	412.09
150818	313312U81	1010	FFCB D N	2/14/2012	12/27/2012		0.160%	0.160%	1,503,000	1,500,882.44	1,536.40	1,502,854.71	435.87
152831	313397AG6	1010	FHLMC D N	8/7/2012	1/7/2013		0.135%	0.135%	1,176,000	1,175,325.27	242.55	1,175,839.93	272.11
152811	313397BL4	1010	FHLMC D N	8/7/2012	2/4/2013		0.149%	0.149%	925,000	924,307.05	210.56	924,773.38	255.77
151914	313313FF0	1010	FFCB D N	5/11/2012	5/6/2013		0.200%	0.200%	1,503,000	1,499,994.00	1,194.05	1,501,912.83	724.78
152425	3135G0MNO	1010	FNMA C I	7/2/2012	6/28/2017	6/28/2013	1.125%	1.125%	900,000	900,112.50	2,615.63	904,104.00	4,104.00
1010 Total									36,617,956	36,602,148.38	11,443.56	36,619,362.57	8,498.76
151229	316175108	1022	FIDELITY GOVT FUND -	3/1/2012	10/1/2012		0.010%	0.010%	42,941	42,941.09	0.00	42,941.09	0.00
1022 Total									42,941	42,941.09	0.00	42,941.09	0.00
152464	313384J34	1047	FHLB D N	7/5/2012	10/3/2012		0.130%	0.130%	41,400	41,386.55	13.15	41,399.93	0.23
153278	313384M97	1047	FHLB D N	9/13/2012	11/2/2012		0.125%	0.125%	105,000	104,981.77	6.56	104,997.20	8.87
150912	313312U81	1047	FFCB D N	2/17/2012	12/27/2012		0.170%	0.170%	5,674,000	5,665,586.72	6,082.21	5,673,451.51	1,782.58
153050	313589HP1	1047	FNMA D N	8/28/2012	7/1/2013		0.170%	0.170%	9,744,000	9,729,873.91	1,564.45	9,733,671.36	2,233.00
1047 Total									15,564,400	15,541,828.95	7,666.37	15,553,520.00	4,024.68
151230	316175108	1048	FIDELITY GOVT FUND -	3/1/2012	10/1/2012		0.010%	0.010%	0	0.00	0.00	0.00	0.00
153277	313312L73	1048	FFCB D N	9/13/2012	10/23/2012		0.100%	0.100%	863,200	863,104.09	43.16	863,184.17	36.92
152306	3136G0ND9	1048	FNMA STEP UP	6/22/2012	6/21/2013		0.625%	0.625%	1,019,000	1,019,017.69	1,769.10	1,021,211.23	2,211.23
153279	313385LF1	1048	FHLB D N	9/13/2012	9/3/2013		0.160%	0.160%	501,000	500,209.53	40.08	500,298.60	48.99
151881	3134G3VH0	1048	FHLMC C I	5/24/2012	5/24/2017	5/24/2013	1.200%	1.200%	3,000,000	3,000,000.00	12,700.00	3,010,320.00	10,320.00
152187	3134G3XH8	1048	FHLMC C I	6/28/2012	6/28/2017	6/28/2013	1.125%	1.125%	1,120,000	1,120,000.00	3,255.00	1,123,785.60	3,785.60
152372	3136G0QG9	1048	FNMA C I	6/28/2012	6/28/2017	12/28/2012	1.125%	1.125%	5,027,000	5,027,000.00	14,609.72	5,035,847.52	8,847.52
153267	3133802C0	1048	FHLB C I	9/13/2012	7/26/2017	10/26/2012	1.050%	1.050%	4,000,000	4,005,483.33	7,583.33	4,002,040.00	2,040.00
1048 Total									15,530,200	15,534,814.64	40,000.39	15,556,687.12	27,290.26
151231	316175108	1049	FIDELITY GOVT FUND -	3/1/2012	10/1/2012		0.010%	0.010%	5,019,500	5,019,500.00	0.00	5,019,500.00	0.00
153297	313588J30	1049	FNMA D N	9/18/2012	10/3/2012		0.070%	0.070%	3,000,000	2,999,912.50	75.83	2,999,995.00	6.67
153320	313396J38	1049	FHLMC D N	9/20/2012	10/3/2012		0.065%	0.065%	5,000,000	4,999,882.64	99.30	4,999,991.67	9.73
153423	313396J38	1049	FHLMC D N	9/28/2012	10/3/2012		0.030%	0.030%	563,300	563,297.65	1.41	563,299.06	0.00
153321	313396J95	1049	FHLMC D N	9/20/2012	10/9/2012		0.075%	0.075%	2,500,000	2,499,901.04	57.29	2,499,983.33	25.00
153322	313384K24	1049	FHLB D N	9/20/2012	10/10/2012		0.080%	0.080%	3,500,000	3,499,844.46	85.55	3,499,973.75	43.74
153323	313384K32	1049	FHLB D N	9/20/2012	10/11/2012		0.050%	0.050%	5,795,800	5,795,630.96	88.54	5,795,751.70	32.20
153346	9127956M8	1049	TREASURY BILLS	9/24/2012	10/11/2012		0.017%	0.017%	6,097,600	6,097,551.05	20.16	6,097,549.19	(22.02)
153380	313384K99	1049	FHLB D N	9/26/2012	10/17/2012		0.040%	0.040%	1,477,000	1,476,965.54	8.20	1,476,980.31	6.57
153381	313384L80	1049	FHLB D N	9/26/2012	10/24/2012		0.040%	0.040%	2,100,000	2,099,934.67	11.67	2,099,959.75	13.41
153408	9127956N6	1049	TREASURY BILLS	9/27/2012	10/25/2012		0.058%	0.058%	5,199,800	5,199,565.43	33.51	5,199,608.01	9.07
153418	313384M22	1049	FHLB D N	9/28/2012	10/26/2012		0.010%	0.010%	5,434,800	5,434,757.74	4.53	5,434,686.78	(75.50)
1049 Total									45,687,800	45,686,743.68	485.99	45,687,278.55	48.87
151232	316175108	1053	FIDELITY GOVT FUND -	3/1/2012	10/1/2012		0.010%	0.010%	3,561,200	3,561,200.00	0.00	3,561,200.00	0.00
152776	313588H99	1053	FNMA D N	8/3/2012	10/1/2012		0.080%	0.080%	7,002,000	7,001,081.96	918.04	7,002,000.00	0.00
152793	313384J34	1053	FHLB D N	8/6/2012	10/3/2012		0.100%	0.100%	1,300,000	1,299,790.56	202.22	1,299,997.83	5.05
152848	313588J30	1053	FNMA D N	8/9/2012	10/3/2012		0.105%	0.105%	5,000,000	4,999,197.92	772.91	4,999,991.67	20.84
152849	313396J95	1053	FHLMC D N	8/9/2012	10/9/2012		0.110%	0.110%	3,620,000	3,619,325.27	586.24	3,619,975.87	64.36
152902	313384K24	1053	FHLB D N	8/15/2012	10/10/2012		0.120%	0.120%	3,506,000	3,505,345.55	549.27	3,505,973.71	78.89
153324	313384K32	1053	FHLB D N	9/20/2012	10/11/2012		0.050%	0.050%	374,200	374,189.09	5.71	374,196.88	2.08
153002	313384K73	1053	FHLB D N	8/22/2012	10/15/2012		0.080%	0.080%	7,898,000	7,897,052.24	702.04	7,897,907.86	153.58
153083	313384K99	1053	FHLB D N	8/29/2012	10/17/2012		0.110%	0.110%	7,152,000	7,150,929.19	721.16	7,151,904.64	254.29
153170	313312L65	1053	FFCB D N	9/5/2012	10/22/2012		0.110%	0.110%	7,073,000	7,071,984.24	561.91	7,072,876.22	330.07
153103	313384L80	1053	FHLB D N	8/30/2012	10/24/2012		0.100%	0.100%	7,001,000	6,999,930.40	622.31	7,000,865.81	313.10
153104	313588L94	1053	FNMA D N	8/30/2012	10/25/2012		0.090%	0.090%	7,038,000	7,037,014.68	563.04	7,037,859.24	281.52
153213	313384M55	1053	FHLB D N	9/10/2012	10/29/2012		0.080%	0.080%	6,753,000	6,752,264.67	315.14	6,752,842.43	262.62

MIAMI-DADE COUNTY
REPORT WRITER
AS OF DATE: September 30 ,2012
SORTING ORDER: FUND ICC#

INVSMT NUMBER	CUSIP NUMBER	FUND NUMBER	DESCRIPTION	PURCHASE SET DATE	MATURITY DATE	CALL DATE	INTEREST RATE	YTM TRADING	SCHEDULED PAR VALUE	CURRENT BOOK VALUE	PERIOD-END INTEREST ACCRL	MARKET VALUE	UNREALIZED GAIN/LOSS
153212	313384M71	1053	FHLB D N	9/10/2012	10/31/2012		0.100%	0.100%	4,100,000	4,099,419.17	239.17	4,099,897.50	239.16
153288	313396N58	1053	FHLMC D N	9/17/2012	11/6/2012		0.070%	0.070%	4,899,000	4,898,523.71	133.36	4,898,853.03	195.96
153342	313312P46	1053	FFCB D N	9/24/2012	11/13/2012		0.090%	0.090%	7,374,200	7,373,278.23	129.05	7,373,935.76	528.48
153289	313384P52	1053	FHLB D N	9/17/2012	11/14/2012		0.125%	0.125%	4,000,000	3,999,194.44	194.45	3,999,853.33	464.44
153390	313384P52	1053	FHLB D N	9/26/2012	11/14/2012		0.090%	0.090%	4,200,000	4,199,485.50	52.50	4,199,846.00	308.00
153386	313384P78	1053	FHLB D N	9/26/2012	11/16/2012		0.080%	0.080%	4,638,000	4,637,474.36	51.53	4,637,822.21	296.32
153309	313396Q22	1053	FHLMC D N	9/19/2012	11/19/2012		0.115%	0.115%	3,678,000	3,677,283.30	140.99	3,677,849.82	425.53
153362	313384Q44	1053	FHLB D N	9/25/2012	11/21/2012		0.095%	0.095%	4,312,000	4,311,351.40	68.27	4,311,816.74	397.07
153308	313396Q97	1053	FHLMC D N	9/19/2012	11/26/2012		0.115%	0.115%	3,800,000	3,799,174.56	145.67	3,799,822.67	502.44
153387	313588R31	1053	FNMA D N	9/26/2012	11/28/2012		0.100%	0.100%	4,565,000	4,564,201.13	63.40	4,564,779.36	514.83
1053 Total									112,844,600	112,828,691.57	7,738.38	112,842,068.58	5,638.63
151233	316175108	1055	FIDELITY GOVT FUND -	3/1/2012	10/1/2012		0.010%	0.010%	2,143,300	2,143,300.00	0.00	2,143,300.00	0.00
1055 Total									2,143,300	2,143,300.00	0.00	2,143,300.00	0.00
151234	316175108	1056	FIDELITY GOVT FUND -	3/1/2012	10/1/2012		0.010%	0.010%	1,332,699	1,332,699.00	-1.55	1,332,699.00	0.00
1056 Total									1,332,699	1,332,699.00	-1.55	1,332,699.00	0.00
Grand Total									3,498,419,680	3,496,369,203.97	3,073,249.74	3,504,107,702.06	6,963,272.35