



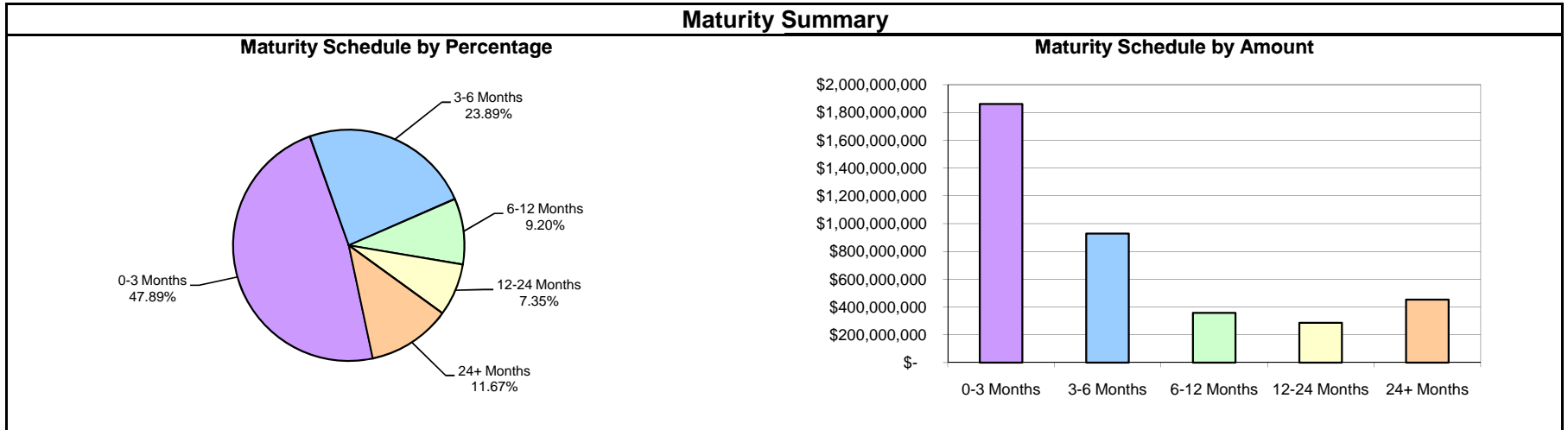
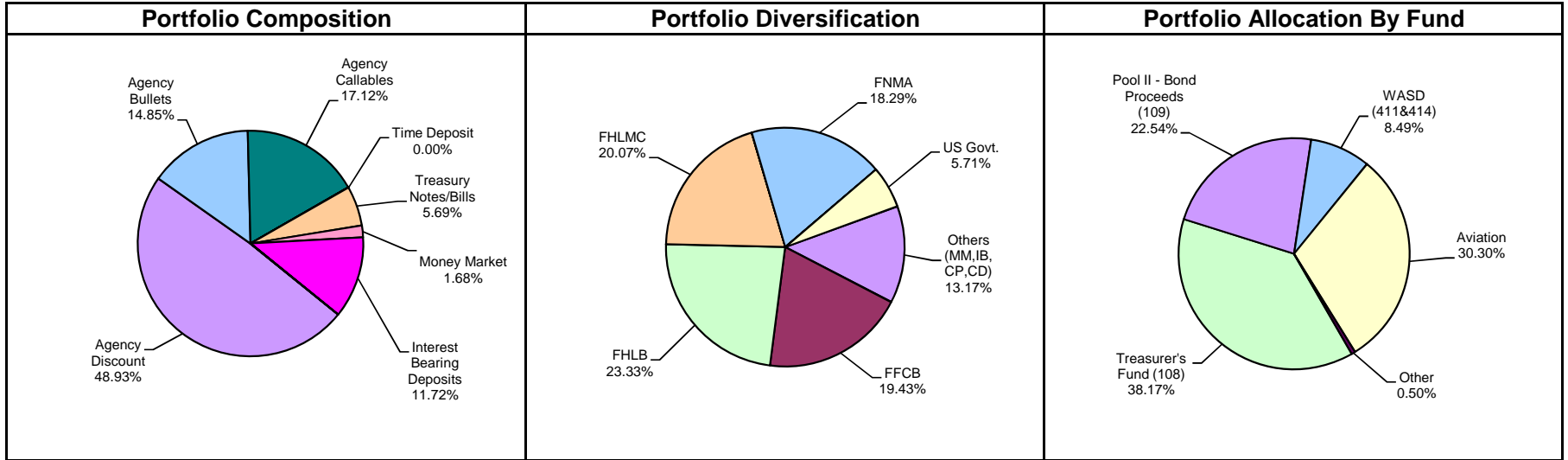
**Monthly Summary Investment Report**

**For the Period Ended**

**June 30, 2011**



## Miami-Dade County Total Portfolio Summary June 30, 2011



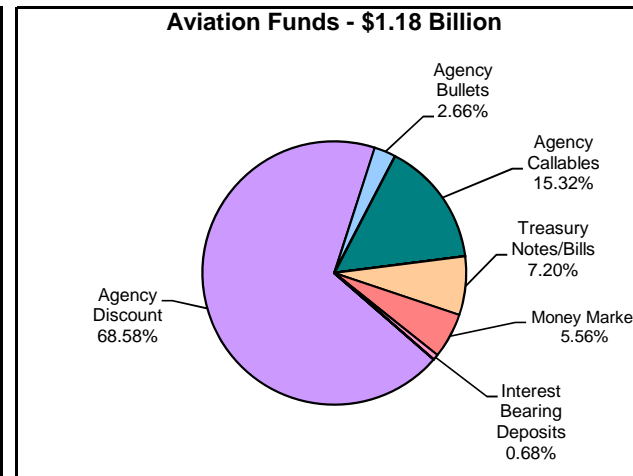
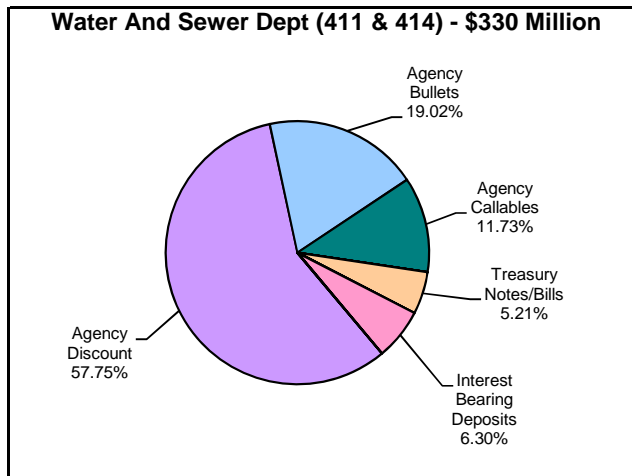
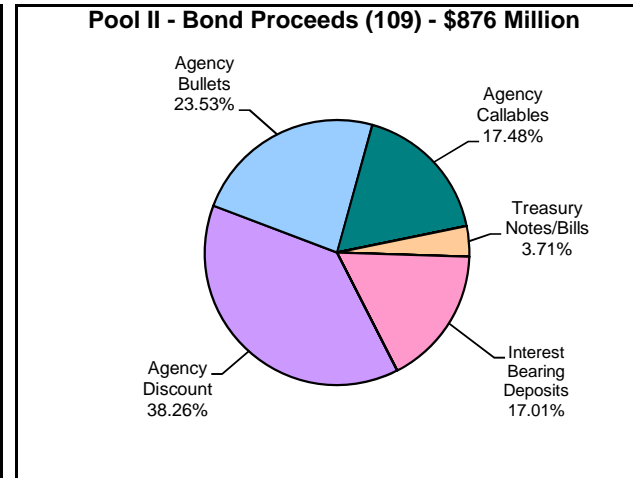
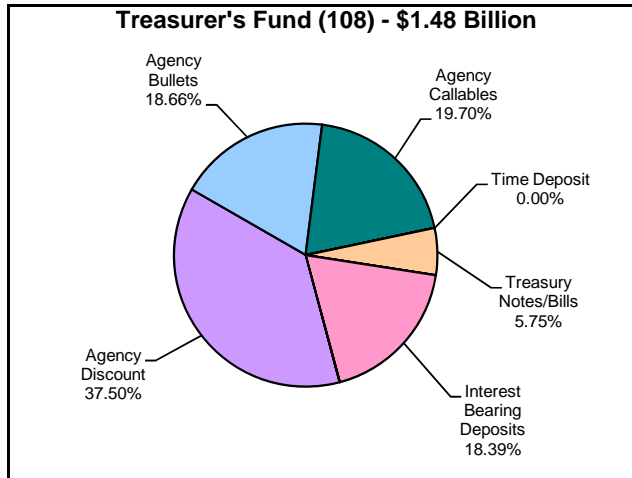
**Miami-Dade County  
Summary Statement  
June 30, 2011**

Portfolio Summary					
	Current 6/30/2011	Previous Month 5/31/2011	Change from Prior Month	Prior Quarter 3/31/2011	Change from Prior Quarter
Par Value	\$ 3,888,291,602.28	\$ 4,089,513,226.24	\$ (201,221,623.96)	\$ 4,240,409,848.50	\$ (352,118,246.22)
Book Value	\$ 3,886,833,607.57	\$ 4,087,919,318.16	\$ (201,085,710.59)	\$ 4,238,385,001.36	\$ (351,551,393.79)
Market Value	\$ 3,894,983,648.33	\$ 4,097,879,338.43	\$ (202,895,690.10)	\$ 4,237,331,204.78	\$ (342,347,556.45)
Market Value as a % of Book Value	100.21%	100.24%	-0.03%	99.98%	0.23%
Accrued Interest	\$ 5,119,361.51	\$ 5,675,927.17	\$ (556,565.66)	\$ 6,459,939.76	\$ (1,340,578.25)
Total Value (Market Value+ Accrued Interest)	\$ 3,900,103,009.84	\$ 4,103,555,265.60	\$ (203,452,255.76)	\$ 4,243,791,144.54	\$ (343,688,134.70)
Interest Earned (Current Month)	\$ 1,793,193.85	\$ 1,857,807.26	\$ (64,613.41)	\$ 2,091,441.83	\$ (298,247.98)
Interest Earned Fiscal YTD (10/1 - 9/30)	\$ 18,507,020.58	\$ 16,713,826.73	\$ 1,793,193.85	\$ 12,935,995.05	\$ 5,571,025.53
Unrealized Gain (Loss)	\$ 8,150,040.76	\$ 9,960,020.27	\$ (1,809,979.51)	\$ (1,053,796.58)	\$ 9,203,837.34
Weighted Average Days to Maturity	248.9	260.5	-11.6	280.7	-31.8
Weighted Average Days to Call	141.4	133.6	7.8	140.5	0.8
Yield to Maturity	0.50%	0.53%	-0.02%	0.56%	-0.05%
Earned Income Yield for Period	0.57%	0.58%	0.00%	0.59%	-0.01%
Earned Income Yield for Year to Date	0.59%	0.59%	0.00%	0.59%	0.00%

Yield Maturity Breakdown	Policy Compliance															
	Security Type	% Limit	Current %	Result												
<p>Yield Maturity Breakdown Data:</p> <table border="1"> <tr><th>Term</th><th>Yield</th></tr> <tr><td>0-3 Months</td><td>0.15%</td></tr> <tr><td>3-6 Months</td><td>0.30%</td></tr> <tr><td>6-12 Months</td><td>0.78%</td></tr> <tr><td>12-24 Months</td><td>1.31%</td></tr> <tr><td>24-36 Months</td><td>1.65%</td></tr> </table>	Term	Yield	0-3 Months	0.15%	3-6 Months	0.30%	6-12 Months	0.78%	12-24 Months	1.31%	24-36 Months	1.65%	Treasuries	100%	5.69%	PASS
	Term	Yield														
	0-3 Months	0.15%														
	3-6 Months	0.30%														
	6-12 Months	0.78%														
12-24 Months	1.31%															
24-36 Months	1.65%															
Agencies	100%	63.78%	PASS													
Agency Callables	25%	17.12%	PASS													
Commercial Paper	50%	0.00%	PASS													
-CP Single Issuer Max	5%	0.00%	PASS													
Banker's Acceptance	25%	0.00%	PASS													
Time Deposits	20%	0.02%	PASS													
SBA/Investment Pools	50%	0.00%	PASS													
Money Market Funds	30%	1.69%	PASS													
Interest Bearing Deposit	20%	11.71%	PASS													
Open/Closed End Funds	5%	0.00%	PASS													

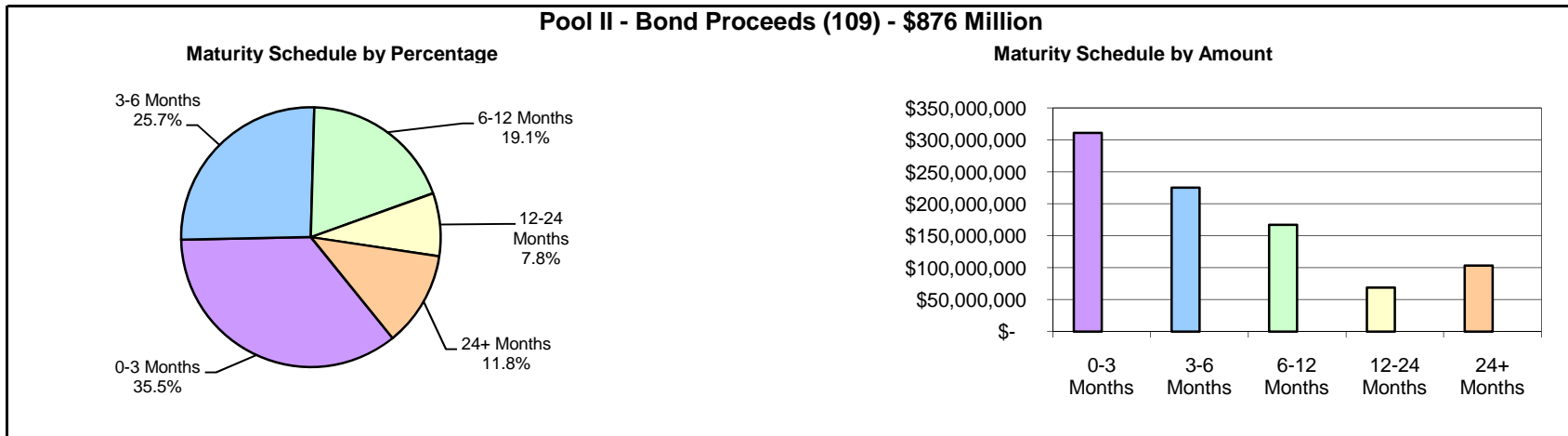

Note: The County currently holds \$710.2 million in cash deposits with Wachovia Bank due to a high earnings credit rate of 0.25%. These balances offset the cost of banking services. They are not included in the investment portfolio data presented here.

**Miami-Dade County  
Portfolio Composition  
June 30, 2011**

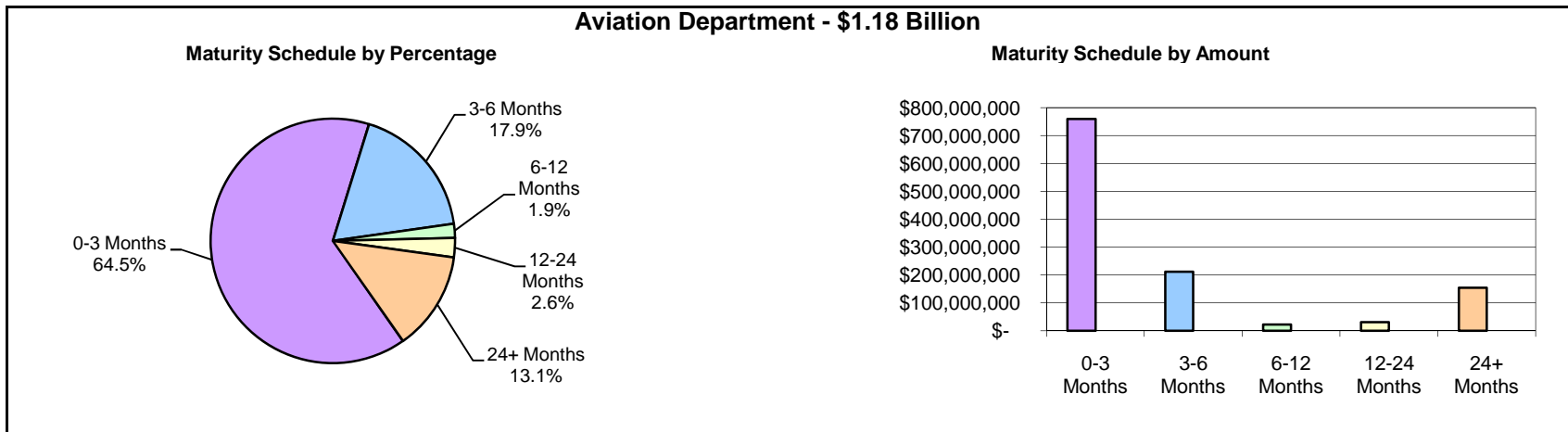
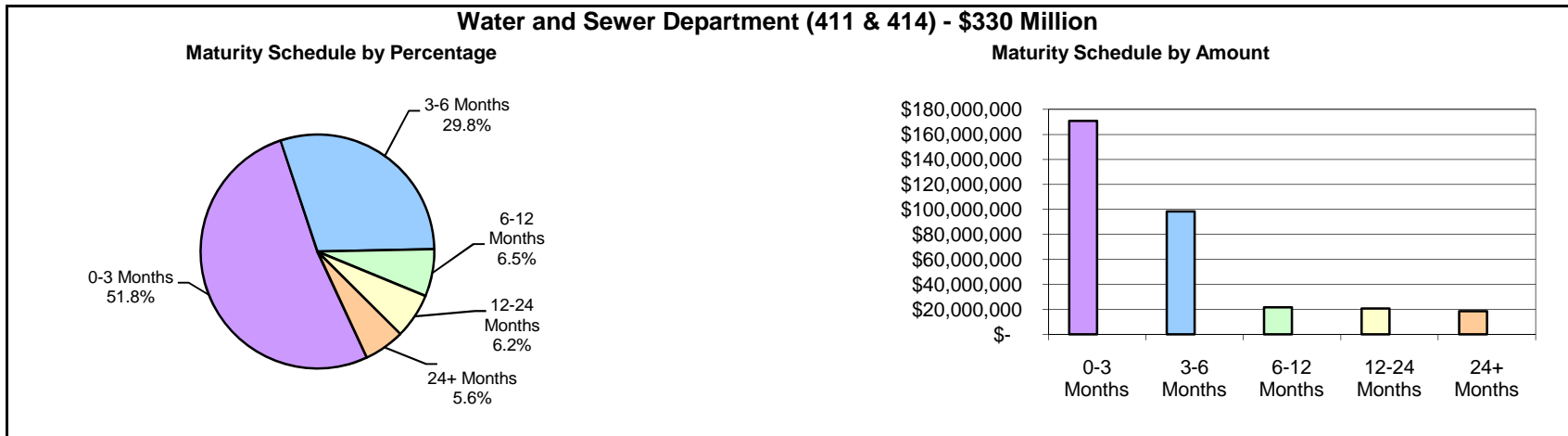


Note: Graphs above do not include miscellaneous funds totaling \$19 million and representing 0.5% of the portfolio.

## Miami-Dade County Maturity Breakdown June 30, 2011

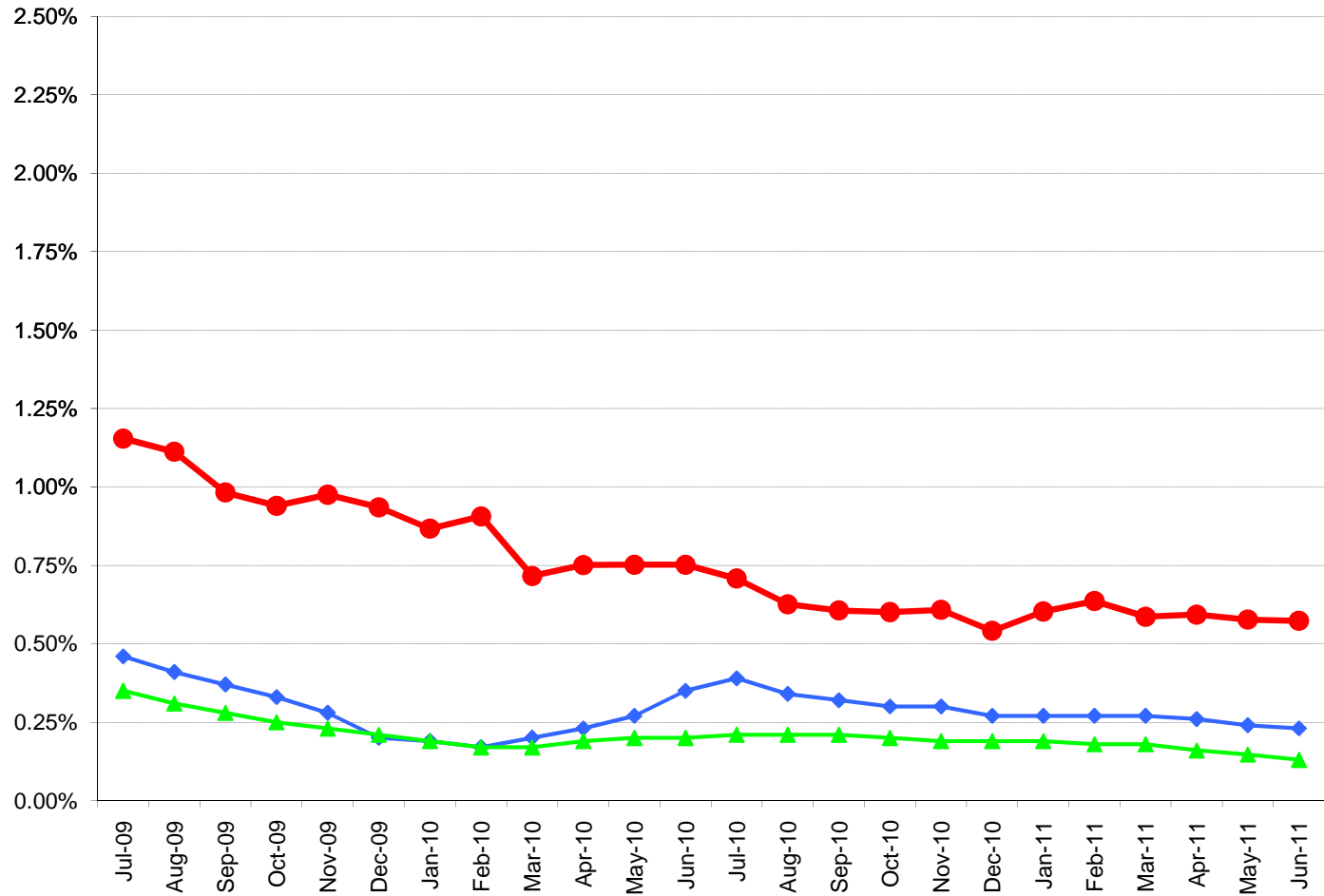


## Miami-Dade County Maturity Breakdown June 30, 2011



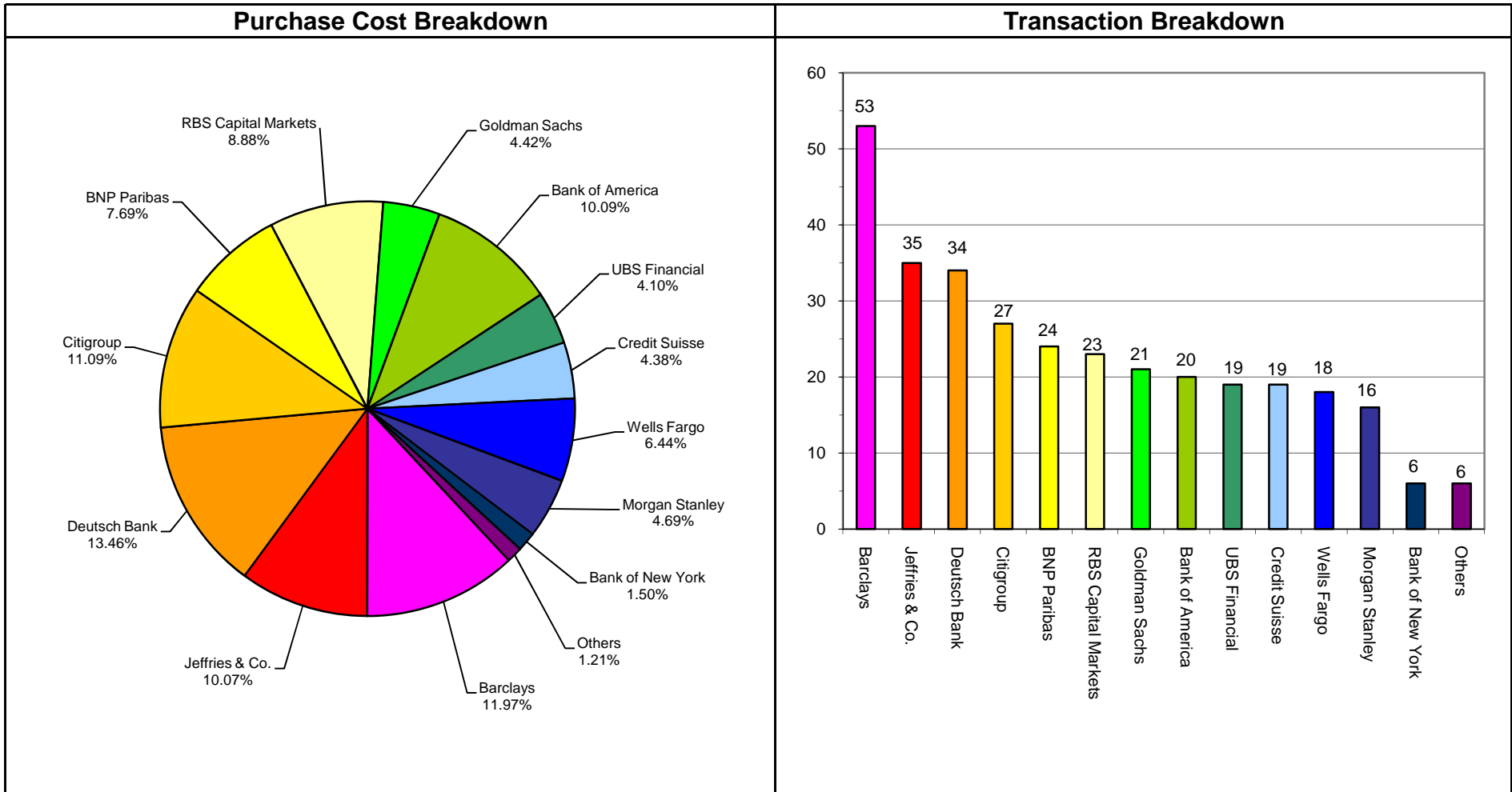
Note: Graphs above do not include miscellaneous funds totaling \$19 million and representing 0.5% of the portfolio.

### Miami-Dade County Benchmark Comparisons June 30, 2011



	Jul-09	Aug-09	Sep-09	Oct-09	Nov-09	Dec-09	Jan-10	Feb-10	Mar-10	Apr-10	May-10	Jun-10	Jul-10	Aug-10	Sep-10	Oct-10	Nov-10	Dec-10	Jan-11	Feb-11	Mar-11	Apr-11	May-11	Jun-11
<span style="color: red;">●</span> Miami-Dade - Earned Income Yield	1.15%	1.11%	0.98%	0.94%	0.98%	0.94%	0.87%	0.91%	0.72%	0.75%	0.75%	0.75%	0.71%	0.63%	0.61%	0.60%	0.61%	0.54%	0.60%	0.64%	0.59%	0.59%	0.58%	0.57%
<span style="color: blue;">◆</span> Monthly Avg - Florida SBA Pool	0.46%	0.41%	0.37%	0.33%	0.28%	0.20%	0.19%	0.17%	0.20%	0.23%	0.27%	0.35%	0.39%	0.34%	0.32%	0.30%	0.30%	0.27%	0.27%	0.27%	0.27%	0.26%	0.24%	0.23%
<span style="color: green;">▲</span> 6-Month Avg of 180-day T-Bill	0.35%	0.31%	0.28%	0.25%	0.23%	0.21%	0.19%	0.17%	0.17%	0.19%	0.20%	0.20%	0.21%	0.21%	0.21%	0.20%	0.19%	0.19%	0.19%	0.18%	0.18%	0.16%	0.15%	0.13%

### Miami-Dade County Broker Purchase Distribution June 30, 2011







**Detail Security Holdings Report**

**For the Period Ended**

**June 30, 2011**



**MIAMI-DADE COUNTY**  
**REPORT WRITER**  
**AS OF DATE: June 30, 2011**  
**SORTING ORDER: FUND ICC#**

INVSMT NUMBER	CUSIP NUMBER	FUND NUMBER	DESCRIPTION	PURCHASE SET DATE	MATURITY DATE	CALL DATE	INTEREST RATE	YTM TRADING	SCHEDULED PAR VALUE	CURRENT BOOK VALUE	PERIOD-END INTEREST ACCRL	MARKET VALUE	UNREALIZED GAIN/LOSS
145627	313396KL6	40	FHLMC D N	2/15/2011	8/15/2011		0.175%	0.175%	776,000	775,317.23	513.02	775,980.60	150.35
145352	313396KN2	40	FHLMC D N	1/31/2011	8/17/2011		0.170%	0.170%	275,000	274,742.88	196.09	274,992.82	53.85
147350	313588QE8	40	FNMA D N	6/22/2011	12/7/2011		0.130%	0.130%	400,000	399,757.33	13.00	399,876.33	106.00
146582	313396QT3	40	FHLMC D N	4/25/2011	12/20/2011		0.160%	0.160%	545,000	544,421.09	162.29	544,817.73	234.35
<b>40 Total</b>									<b>1,996,000</b>	<b>1,994,238.53</b>	<b>884.40</b>	<b>1,995,667.48</b>	<b>544.55</b>
141822	31331JTV5	108	FFCB - BULLET	7/1/2010	7/1/2011		0.450%	0.450%	5,000,000	5,000,000.00	11,250.00	5,000,000.00	0.00
142532	313588HP3	108	FNMA D N	8/18/2010	7/1/2011		0.280%	0.281%	2,000,000	1,995,068.89	4,931.11	2,000,000.00	0.00
145955	313588HP3	108	FNMA D N	3/8/2011	7/1/2011		0.145%	0.145%	257,000	256,880.96	119.04	257,000.00	0.00
146591	313588HP3	108	FNMA D N	4/26/2011	7/1/2011		0.670%	0.671%	40,000	39,950.87	49.13	40,000.00	0.00
147501	WACHOVIA8	108	WACHOVIA INT BEARING	6/16/2011	7/1/2011		0.133%	0.133%	7,625,000	7,625,000.00	423.00	7,625,000.00	0.00
147503	WACHOVIA8	108	WACHOVIA INT BEARING	6/27/2011	7/1/2011		0.133%	0.133%	27,312,000	27,312,000.00	404.04	27,312,000.00	0.00
147504	WACHOVIA8	108	WACHOVIA INT BEARING	6/28/2011	7/1/2011		0.133%	0.133%	75,233,000	75,233,000.00	834.71	75,233,000.00	0.00
147505	WACHOVIA8	108	WACHOVIA INT BEARING	6/29/2011	7/1/2011		0.133%	0.133%	13,423,000	13,423,000.00	99.29	13,423,000.00	0.00
147506	WACHOVIA8	108	WACHOVIA INT BEARING	6/30/2011	7/1/2011		0.133%	0.133%	42,213,213	42,213,213.06	156.12	42,213,213.06	0.00
147529	WACHOVIA8	108	WACHOVIA INT BEARING	6/1/2011	7/1/2011		0.133%	0.133%	92,075,233	92,075,233.40	10,219.25	92,075,233.40	0.00
147498	WACHOVIA8	108	WACHOVIA INT BRG MAY	6/1/2011	7/1/2011		0.133%	0.133%	25,678	25,678.00	2.85	25,678.00	0.00
147499	WACHOVIA8	108	WACHOVIA INT BRG YTD	6/1/2011	7/1/2011		0.133%	0.133%	364,101	364,100.69	40.40	364,100.69	0.00
147523	WACHOVMM7	108	WACHOVIA MMKT LOC SB	6/1/2011	7/1/2011		0.148%	0.148%	3,887,062	3,887,061.65	479.19	3,887,061.65	0.00
142808	313588HT5	108	FNMA D N	9/2/2010	7/5/2011		0.260%	0.261%	750,000	748,342.50	1,635.83	749,998.33	20.00
143333	313588HT5	108	FNMA D N	9/30/2010	7/5/2011		0.260%	0.261%	1,005,000	1,002,982.18	1,988.79	1,004,997.77	26.80
145607	313588HT5	108	FNMA D N	2/14/2011	7/5/2011		0.160%	0.160%	100,000	99,937.33	60.89	99,999.78	1.56
142232	313588HU2	108	FNMA D N	7/30/2010	7/6/2011		0.370%	0.371%	5,000,000	4,982,476.39	17,266.67	4,999,986.11	243.05
142353	313588HU2	108	FNMA D N	8/5/2010	7/6/2011		0.330%	0.331%	1,925,000	1,919,088.65	5,823.12	1,924,994.65	82.88
142445	313588HU2	108	FNMA D N	8/10/2010	7/6/2011		0.310%	0.311%	2,130,000	2,123,947.25	5,961.04	2,129,994.08	85.79
142228	313588HV0	108	FNMA D N	7/30/2010	7/7/2011		0.370%	0.371%	1,680,000	1,674,094.80	5,801.60	1,679,994.40	98.00
144589	313384HW2	108	FHLB D N	12/9/2010	7/8/2011		0.225%	0.225%	15,500,000	15,479,559.38	19,762.50	15,499,939.72	617.84
145606	313396HW6	108	FHLMC D N	2/14/2011	7/8/2011		0.180%	0.180%	50,000	49,964.00	34.25	49,999.81	1.56
141922	3134G1JG0	108	FHLMC STEP UP	7/8/2010	7/8/2011		1.000%	1.000%	6,000,000	6,000,000.00	28,833.33	6,000,000.00	0.00
144686	313588HW8	108	FNMA D N	12/3/2010	7/8/2011		0.230%	0.230%	862,082	860,886.34	1,156.63	862,078.17	35.20
144841	313588HW8	108	FNMA D N	12/29/2010	7/8/2011		0.220%	0.220%	988,000	986,846.78	1,110.96	987,996.16	38.42
142580	313588HZ1	108	FNMA D N	8/20/2010	7/11/2011		0.290%	0.291%	400,000	398,952.78	1,015.00	399,997.78	30.00
145688	313384JA8	108	FHLB D N	2/18/2011	7/12/2011		0.160%	0.160%	500,000	499,680.00	295.56	499,996.94	21.38
145694	313588JB2	108	FNMA D N	2/18/2011	7/13/2011		0.155%	0.155%	600,000	599,625.42	343.58	599,996.00	27.00
141959	3133704F2	108	FHLB - BULLET	7/9/2010	7/15/2011		0.450%	0.450%	2,000,000	2,000,000.00	8,800.00	2,000,000.00	0.00
144492	313396JD6	108	FHLMC D N	12/6/2010	7/15/2011		0.210%	0.210%	10,000,000	9,987,108.33	12,075.00	9,999,922.22	738.89
145293	313396JG9	108	FHLMC D N	1/27/2011	7/18/2011		0.190%	0.190%	1,850,000	1,848,320.61	1,513.40	1,849,982.53	148.52
145716	313396JG9	108	FHLMC D N	2/22/2011	7/18/2011		0.150%	0.150%	500,000	499,695.83	268.75	499,995.28	30.70
144588	313588JG1	108	FNMA D N	12/9/2010	7/18/2011		0.220%	0.220%	1,525,000	1,522,940.40	1,901.17	1,524,985.60	144.03
145739	313384JH3	108	FHLB D N	2/24/2011	7/19/2011		0.160%	0.160%	171,000	170,889.80	96.52	170,998.29	11.97
145693	313384JJ9	108	FHLB D N	2/18/2011	7/20/2011		0.150%	0.150%	1,000,000	999,366.67	554.16	999,989.44	68.61
145622	313384JL4	108	FHLB D N	2/15/2011	7/22/2011		0.155%	0.155%	5,000,000	4,996,620.14	2,927.78	4,999,941.67	393.75
142462	TD0001	108	TIME DEPOSIT - MDTA	7/24/2010	7/24/2011		0.010%	0.010%	25,000	25,000.00	0.47	25,000.00	0.00
145692	313396JP9	108	FHLMC D N	2/18/2011	7/25/2011		0.160%	0.160%	483,000	482,662.97	285.51	482,993.56	45.08
145937	313396JP9	108	FHLMC D N	3/7/2011	7/25/2011		0.160%	0.160%	3,500,000	3,497,822.22	1,804.45	3,499,953.33	326.66
146925	313588JP1	108	FNMA D N	5/23/2011	7/25/2011		0.080%	0.080%	460,000	459,935.60	39.87	459,993.87	18.40
146949	313588JP1	108	FNMA D N	5/24/2011	7/25/2011		0.053%	0.053%	5,100,000	5,099,534.48	285.32	5,099,932.00	112.20
142131	3133704G0	108	FHLB STEP UP	7/27/2010	7/27/2011		1.000%	1.182%	3,500,000	3,496,893.15	14,972.22	3,502,187.50	5,294.35
145621	313384JT7	108	FHLB D N	2/15/2011	7/29/2011		0.170%	0.170%	3,569,000	3,566,236.01	2,292.09	3,568,944.48	416.38
145626	313384JT7	108	FHLB D N	2/15/2011	7/29/2011		0.160%	0.160%	5,000,000	4,996,355.56	3,022.22	4,999,922.22	544.44
136234	912828LG3	108	TREASURY NOTES	7/31/2009	7/31/2011		1.000%	1.143%	5,000,000	4,996,532.53	20,856.35	5,004,000.00	7,467.47
145110	313588JW6	108	FNMA D N	1/14/2011	8/1/2011		0.200%	0.200%	3,000,000	2,996,683.33	2,800.00	2,999,948.33	465.00
145544	313588JW6	108	FNMA D N	2/8/2011	8/1/2011		0.200%	0.200%	400,000	399,613.33	317.78	399,993.11	62.00
145712	313588JW6	108	FNMA D N	2/22/2011	8/1/2011		0.165%	0.165%	84,000	83,938.40	49.67	83,998.55	10.48
142282	31331JXF5	108	FFCB - BULLET	8/2/2010	8/2/2011		0.380%	0.380%	5,000,000	5,000,000.00	7,863.89	5,001,562.50	1,562.50
147372	313384JY6	108	FHLB D N	6/24/2011	8/3/2011		0.022%	0.022%	45,000,000	44,998,900.00	192.50	44,999,175.00	82.50
145714	313396JY0	108	FHLMC D N	2/22/2011	8/3/2011		0.170%	0.170%	250,000	249,808.75	152.29	249,995.42	34.38

**MIAMI-DADE COUNTY**  
**REPORT WRITER**  
**AS OF DATE: June 30, 2011**  
**SORTING ORDER: FUND ICC#**

INVSMT NUMBER	CUSIP NUMBER	FUND NUMBER	DESCRIPTION	PURCHASE SET DATE	MATURITY DATE	CALL DATE	INTEREST RATE	YTM TRADING	SCHEDULED PAR VALUE	CURRENT BOOK VALUE	PERIOD-END INTEREST ACCRL	MARKET VALUE	UNREALIZED GAIN/LOSS
145540	313588JY2	108	FNMA D N	2/8/2011	8/3/2011		0.185%	0.185%	2,185,000	2,183,023.79	1,605.67	2,184,959.94	330.48
145563	313588JY2	108	FNMA D N	2/9/2011	8/3/2011		0.185%	0.185%	1,100,000	1,099,010.76	802.70	1,099,979.83	166.37
145605	313384JZ3	108	FHLB D N	2/14/2011	8/4/2011		0.175%	0.175%	100,000	99,916.88	66.59	99,998.11	14.64
145526	313396KD4	108	FHLMC D N	2/7/2011	8/8/2011		0.190%	0.190%	3,125,000	3,121,998.26	2,375.00	3,124,934.03	560.77
145541	313396KD4	108	FHLMC D N	2/8/2011	8/8/2011		0.185%	0.185%	2,000,000	1,998,139.72	1,469.72	1,999,957.78	348.34
145562	313396KD4	108	FHLMC D N	2/9/2011	8/8/2011		0.185%	0.185%	1,620,000	1,618,501.50	1,182.15	1,619,965.80	282.15
145603	313396KD4	108	FHLMC D N	2/14/2011	8/8/2011		0.180%	0.180%	715,000	714,374.38	489.77	714,984.91	120.76
145691	313396KD4	108	FHLMC D N	2/18/2011	8/8/2011		0.180%	0.180%	188,000	187,839.26	125.02	187,996.03	31.75
145709	313588KD6	108	FNMA D N	2/22/2011	8/8/2011		0.165%	0.165%	135,000	134,896.67	79.82	134,997.15	20.66
145690	313384KF5	108	FHLB D N	2/18/2011	8/10/2011		0.170%	0.170%	400,000	399,673.22	251.22	399,991.11	66.67
145687	313588KF1	108	FNMA D N	2/18/2011	8/10/2011		0.170%	0.170%	616,000	615,496.76	386.88	615,986.31	102.67
145882	313588KF1	108	FNMA D N	3/3/2011	8/10/2011		0.165%	0.165%	1,400,000	1,398,973.33	770.00	1,399,968.89	225.56
142474	313312KH2	108	FFCB D N	8/12/2010	8/12/2011		0.320%	0.321%	2,000,000	1,993,511.11	5,742.22	1,999,953.33	700.00
145624	313396KL6	108	FHLMC D N	2/15/2011	8/15/2011		0.175%	0.175%	1,100,000	1,099,032.15	727.22	1,099,972.50	213.13
144476	313396KM4	108	FHLMC D N	12/3/2010	8/16/2011		0.240%	0.240%	30,000,000	29,948,800.00	42,000.00	29,999,233.33	8,433.33
144493	313396KM4	108	FHLMC D N	12/6/2010	8/16/2011		0.240%	0.240%	6,000,000	5,989,880.00	8,280.00	5,999,846.67	1,686.67
145561	313396KM4	108	FHLMC D N	2/9/2011	8/16/2011		0.190%	0.190%	650,000	649,355.06	487.14	649,983.39	141.19
145282	3134G12B9	108	FHLMC STEP UP	2/16/2011	8/16/2011		0.750%	0.750%	1,500,000	1,500,000.00	4,218.75	1,500,937.50	937.50
145480	3134G12B9	108	FHLMC STEP UP	2/16/2011	8/16/2011		0.750%	0.951%	1,100,000	1,098,900.00	3,093.75	1,100,687.50	1,787.50
142424	3136FM7B4	108	FNMA STEP UP	8/16/2010	8/16/2011		0.650%	0.650%	4,500,000	4,500,000.00	10,968.75	4,501,406.25	1,406.25
146935	313384KN8	108	FHLB D N	5/23/2011	8/17/2011		0.090%	0.090%	300,000	299,935.50	29.25	299,992.17	27.42
145936	313396KN2	108	FHLMC D N	3/7/2011	8/17/2011		0.160%	0.160%	200,000	199,855.11	103.11	199,994.78	36.56
142595	313588KQ7	108	FNMA D N	8/24/2010	8/19/2011		0.290%	0.291%	2,000,000	1,994,200.00	5,010.56	1,999,945.56	735.00
145141	313384KT5	108	FHLB D N	1/14/2011	8/22/2011		0.210%	0.210%	2,200,000	2,197,176.67	2,156.00	2,199,936.44	603.77
145715	313396KT9	108	FHLMC D N	2/22/2011	8/22/2011		0.165%	0.165%	1,000,000	999,170.42	591.25	999,971.11	209.44
142679	313312KX7	108	FFCB D N	8/27/2010	8/26/2011		0.300%	0.301%	10,000,000	9,969,666.67	25,666.66	9,999,688.89	4,355.56
143320	313312KX7	108	FFCB D N	9/30/2010	8/26/2011		0.270%	0.271%	1,000,000	997,525.00	2,055.00	999,968.89	388.89
145939	313384KX6	108	FHLB D N	3/7/2011	8/26/2011		0.170%	0.170%	5,000,000	4,995,938.89	2,738.89	4,999,844.44	1,166.66
142698	313396LA9	108	FHLMC D N	8/30/2010	8/29/2011		0.295%	0.296%	5,000,000	4,985,086.11	12,496.53	4,999,933.11	2,253.47
142836	313396LA9	108	FHLMC D N	9/3/2010	8/29/2011		0.300%	0.301%	2,500,000	2,492,500.00	6,270.83	2,499,918.06	1,147.23
144590	313396LA9	108	FHLMC D N	12/9/2010	8/29/2011		0.230%	0.230%	2,000,000	1,996,639.44	2,606.67	1,999,934.44	688.33
145883	313396LA9	108	FHLMC D N	3/3/2011	8/29/2011		0.170%	0.170%	1,200,000	1,198,985.67	680.00	1,199,960.67	295.00
145912	313396LA9	108	FHLMC D N	3/4/2011	8/29/2011		0.170%	0.170%	2,000,000	1,998,318.89	1,123.89	1,999,934.44	491.66
145938	313396LA9	108	FHLMC D N	3/7/2011	8/29/2011		0.171%	0.171%	4,000,000	3,996,675.00	2,204.00	3,999,868.89	989.89
145940	313396LA9	108	FHLMC D N	3/7/2011	8/29/2011		0.171%	0.171%	3,000,000	2,997,506.25	1,653.00	2,999,901.67	742.42
146865	313396LA9	108	FHLMC D N	5/18/2011	8/29/2011		0.090%	0.090%	100,000	99,974.25	11.00	99,996.72	11.47
145525	313396LB7	108	FHLMC D N	2/7/2011	8/30/2011		0.190%	0.190%	2,800,000	2,796,985.33	2,128.00	2,799,906.67	793.34
145542	313396LB7	108	FHLMC D N	2/8/2011	8/30/2011		0.190%	0.190%	1,700,000	1,698,178.64	1,283.03	1,699,943.33	481.66
142816	31331JFT5	108	FFCB - BULLET	5/6/2010	9/1/2011		0.680%	0.730%	2,500,000	2,499,377.68	5,666.67	2,502,343.75	2,966.07
146918	313396LD3	108	FHLMC D N	5/23/2011	9/1/2011		0.080%	0.080%	2,000,000	1,999,551.11	173.33	1,999,931.11	206.67
146919	313396LD3	108	FHLMC D N	5/23/2011	9/1/2011		0.079%	0.079%	1,400,000	1,399,689.71	119.81	1,399,951.78	142.26
145954	313384LE7	108	FHLB D N	3/8/2011	9/2/2011		0.170%	0.170%	700,000	699,411.61	380.14	699,975.50	183.75
142993	313384LJ6	108	FHLB D N	9/14/2010	9/6/2011		0.310%	0.311%	2,000,000	1,993,851.67	4,994.44	1,999,925.56	1,079.45
145453	313396LJ0	108	FHLMC D N	2/3/2011	9/6/2011		0.210%	0.210%	1,250,000	1,248,432.29	1,079.17	1,249,953.47	442.01
145620	313396LJ0	108	FHLMC D N	2/14/2011	9/6/2011		0.200%	0.200%	150,000	149,830.00	114.17	149,994.42	50.25
146017	313396LJ0	108	FHLMC D N	3/11/2011	9/6/2011		0.155%	0.155%	1,000,000	999,229.31	482.22	999,962.78	251.25
145711	313588LJ2	108	FNMA D N	2/22/2011	9/6/2011		0.175%	0.175%	125,000	124,880.90	78.39	124,995.35	36.06
144254	313396LL5	108	FHLMC D N	11/18/2010	9/8/2011		0.260%	0.261%	937,000	935,010.44	1,522.62	936,964.08	431.02
144845	313396LL5	108	FHLMC D N	12/29/2010	9/8/2011		0.245%	0.245%	923,000	921,410.77	1,155.80	922,964.62	398.05
145884	313396LM3	108	FHLMC D N	3/3/2011	9/9/2011		0.160%	0.160%	1,100,000	1,099,071.11	586.67	1,099,957.22	299.44
142985	313312LR9	108	FFCB D N	9/13/2010	9/13/2011		0.300%	0.301%	500,000	498,479.17	1,212.50	499,979.44	287.77
143025	313312LR9	108	FFCB D N	9/15/2010	9/13/2011		0.310%	0.311%	500,000	498,437.08	1,244.31	499,979.44	298.05
144834	313312LR9	108	FFCB D N	12/29/2010	9/13/2011		0.270%	0.271%	5,000,000	4,990,325.00	6,900.00	4,999,794.44	2,569.44
145456	313312LR9	108	FFCB D N	2/3/2011	9/13/2011		0.210%	0.210%	750,000	749,028.75	647.50	749,969.17	292.92
144846	313396LR2	108	FHLMC D N	12/29/2010	9/13/2011		0.245%	0.245%	5,000,000	4,991,220.83	6,261.11	4,999,794.44	2,312.50
146175	9127953K5	108	TREASURY BILLS	3/23/2011	9/15/2011		0.145%	0.145%	4,800,000	4,796,597.33	1,933.34	4,800,000.00	1,469.33

**MIAMI-DADE COUNTY**  
**REPORT WRITER**  
**AS OF DATE: June 30, 2011**  
**SORTING ORDER: FUND ICC#**

INVSMT NUMBER	CUSIP NUMBER	FUND NUMBER	DESCRIPTION	PURCHASE SET DATE	MATURITY DATE	CALL DATE	INTEREST RATE	YTM TRADING	SCHEDULED PAR VALUE	CURRENT BOOK VALUE	PERIOD-END INTEREST ACCRL	MARKET VALUE	UNREALIZED GAIN/LOSS
144255	313312LU2	108	FFCB D N	11/18/2010	9/16/2011		0.250%	0.251%	500,000	498,951.39	781.25	499,978.61	245.97
145608	313396LU5	108	FHLMC D N	2/14/2011	9/16/2011		0.220%	0.220%	50,000	49,934.61	41.86	49,997.86	21.39
146150	313396LU5	108	FHLMC D N	3/22/2011	9/16/2011		0.160%	0.160%	400,000	399,683.56	179.55	399,982.89	119.78
143327	313384LX5	108	FHLB D N	9/30/2010	9/19/2011		0.280%	0.281%	3,200,000	3,191,189.33	6,819.56	3,199,857.78	1,848.89
145114	313384LX5	108	FHLB D N	1/14/2011	9/19/2011		0.240%	0.240%	6,350,000	6,339,501.33	7,112.00	6,349,717.78	3,104.45
145454	313396LY7	108	FHLMC D N	2/3/2011	9/20/2011		0.210%	0.210%	2,100,000	2,097,194.75	1,813.00	2,099,905.50	897.75
146172	9127952F7	108	TREASURY BILLS	3/23/2011	9/22/2011		0.151%	0.151%	4,500,000	4,496,545.88	1,887.50	4,499,550.00	1,116.62
146173	9127952F7	108	TREASURY BILLS	3/23/2011	9/22/2011		0.151%	0.151%	5,000,000	4,996,162.08	2,097.22	4,999,500.00	1,240.70
146362	313396MB6	108	FHLMC D N	4/4/2011	9/23/2011		0.170%	0.170%	600,000	599,512.67	249.33	599,972.00	210.00
143323	313384ME6	108	FHLB D N	9/30/2010	9/26/2011		0.280%	0.281%	2,000,000	1,994,384.44	4,262.23	1,999,903.33	1,256.66
143325	313384ME6	108	FHLB D N	9/30/2010	9/26/2011		0.280%	0.281%	3,000,000	2,991,576.67	6,393.33	2,999,855.00	1,885.00
146878	313588MG7	108	FNMA D N	5/19/2011	9/28/2011		0.089%	0.089%	15,300,000	15,295,007.10	1,626.48	15,299,243.50	2,609.92
141697	31331JTM5	108	FFCB - BULLET	6/24/2010	9/30/2011		0.550%	0.554%	2,400,000	2,399,952.83	3,336.67	2,403,000.00	3,047.17
145887	313588MJ1	108	FNMA D N	3/3/2011	9/30/2011		0.180%	0.180%	100,000	99,894.50	60.00	99,992.42	37.92
144164	313588MM4	108	FNMA D N	11/16/2010	10/3/2011		0.250%	0.251%	3,000,000	2,993,312.50	4,729.17	2,999,765.00	1,723.33
146880	313396MN0	108	FHLMC D N	5/19/2011	10/4/2011		0.110%	0.110%	1,100,000	1,099,536.17	144.53	1,099,912.92	232.22
146922	313588MN2	108	FNMA D N	5/23/2011	10/4/2011		0.098%	0.098%	270,000	269,901.51	28.67	269,978.63	48.45
140212	31331JJP9	108	FFCB - BULLET	4/5/2010	10/5/2011		0.750%	0.790%	5,000,000	4,999,003.65	8,958.33	5,007,812.50	8,808.85
146923	313396MP5	108	FHLMC D N	5/23/2011	10/5/2011		0.099%	0.099%	1,000,000	999,628.75	107.25	999,920.00	184.00
144253	313396MR1	108	FHLMC D N	11/18/2010	10/7/2011		0.260%	0.261%	650,000	648,483.69	1,056.25	649,946.92	406.98
144534	313396MR1	108	FHLMC D N	12/7/2010	10/7/2011		0.265%	0.266%	5,845,000	5,831,920.19	8,863.29	5,844,522.66	3,739.18
144835	313396MR1	108	FHLMC D N	12/29/2010	10/7/2011		0.260%	0.261%	1,000,000	997,963.33	1,328.89	999,918.33	626.11
145713	313396MR1	108	FHLMC D N	2/22/2011	10/7/2011		0.185%	0.185%	125,000	124,854.18	82.87	124,989.79	52.74
145911	313396MR1	108	FHLMC D N	3/4/2011	10/7/2011		0.175%	0.175%	500,000	499,472.57	289.24	499,959.17	197.36
146290	313396MW0	108	FHLMC D N	3/31/2011	10/12/2011		0.180%	0.180%	1,082,000	1,080,945.05	497.72	1,081,907.13	464.36
147278	313588MW2	108	FNMA D N	6/15/2011	10/12/2011		0.102%	0.102%	1,550,000	1,549,477.39	70.27	1,549,866.96	319.30
144259	31398A4R0	108	FNMA STEP UP	11/19/2010	10/14/2011		0.625%	0.779%	4,500,000	4,496,564.68	6,015.64	4,501,406.25	4,841.57
143156	3136FPNM5	108	FNMA STEP UP	10/15/2010	10/15/2011	7/15/2011	1.250%	1.250%	6,500,000	6,500,000.00	17,152.78	6,502,031.25	2,031.25
145455	313396NC3	108	FHLMC D N	2/3/2011	10/18/2011		0.220%	0.220%	1,350,000	1,347,879.75	1,221.00	1,349,877.38	776.63
146834	313588ND3	108	FNMA D N	5/16/2011	10/19/2011		0.100%	0.100%	200,000	199,913.33	25.56	199,981.67	42.78
146151	313396NE9	108	FHLMC D N	3/22/2011	10/20/2011		0.170%	0.170%	1,100,000	1,098,898.78	524.64	1,099,898.25	474.83
144553	313396NF6	108	FHLMC D N	12/3/2010	10/21/2011		0.270%	0.271%	16,000,000	15,961,360.00	25,200.00	15,998,506.67	11,946.67
144842	313396NF6	108	FHLMC D N	12/29/2010	10/21/2011		0.250%	0.251%	11,000,000	10,977,388.89	14,055.55	10,998,973.33	7,528.89
146862	313396NJ8	108	FHLMC D N	5/18/2011	10/24/2011		0.100%	0.100%	660,000	659,708.50	80.67	659,936.75	147.58
146867	313588NL5	108	FNMA D N	5/18/2011	10/26/2011		0.100%	0.100%	400,000	399,821.11	48.89	399,961.00	91.00
146916	313588NL5	108	FNMA D N	5/23/2011	10/26/2011		0.090%	0.090%	3,300,000	3,298,713.00	321.75	3,299,678.25	643.50
145763	TD0001	108	TD ACT365	12/2/2010	10/26/2011		0.010%	0.010%	25,000	25,000.00	1.45	25,000.00	0.00
146833	313396NR0	108	FHLMC D N	5/16/2011	10/31/2011		0.100%	0.100%	600,000	599,720.00	76.67	599,898.33	101.66
146864	313396NR0	108	FHLMC D N	5/18/2011	10/31/2011		0.100%	0.100%	900,000	899,585.00	110.00	899,847.50	152.50
146901	313396NR0	108	FHLMC D N	5/19/2011	10/31/2011		0.090%	0.090%	1,000,000	999,587.50	107.50	999,830.56	135.56
146998	313396NS8	108	FHLMC D N	5/27/2011	11/1/2011		0.120%	0.120%	1,000,000	999,473.33	116.67	999,829.17	239.17
144378	313384NT2	108	FHLB D N	11/30/2010	11/2/2011		0.260%	0.261%	6,300,000	6,284,666.50	9,691.50	6,298,915.00	4,557.00
146128	313384NT2	108	FHLB D N	3/22/2011	11/2/2011		0.173%	0.173%	1,078,000	1,076,834.41	523.22	1,077,814.34	456.71
146868	313588NT8	108	FNMA D N	5/18/2011	11/2/2011		0.100%	0.100%	1,985,000	1,984,073.67	242.61	1,984,658.14	341.86
146882	313588NT8	108	FNMA D N	5/19/2011	11/2/2011		0.093%	0.093%	6,500,000	6,497,195.79	722.04	6,498,880.56	962.73
146917	313588NT8	108	FNMA D N	5/23/2011	11/2/2011		0.110%	0.110%	346,000	345,827.67	41.23	345,940.41	71.51
146921	313312NV8	108	FFCB D N	5/23/2011	11/4/2011		0.117%	0.117%	5,000,000	4,997,318.75	633.75	4,999,125.00	1,172.50
144844	313396NV1	108	FHLMC D N	12/29/2010	11/4/2011		0.260%	0.261%	10,000,000	9,977,611.11	13,288.89	9,998,250.00	7,350.00
143903	3134G1XT6	108	FHLMC STEP UP	11/4/2010	11/4/2011	8/4/2011	0.500%	0.575%	4,000,000	3,998,495.89	3,166.67	4,001,250.00	2,754.11
143676	3136FPRU3	108	FNMA STEP UP	11/4/2010	11/4/2011	11/4/2011	0.500%	0.500%	5,000,000	5,000,000.00	3,958.33	5,003,125.00	3,125.00
143766	3134G1XP4	108	FHLMC STEP UP	11/5/2010	11/5/2011	8/5/2011	0.900%	0.900%	4,500,000	4,500,000.00	6,300.00	4,504,218.75	4,218.75
144294	313312NZ9	108	FFCB D N	11/23/2010	11/8/2011		0.260%	0.261%	2,000,000	1,994,944.44	3,177.78	1,999,638.89	1,516.67
146877	313588PA7	108	FNMA D N	5/19/2011	11/9/2011		0.098%	0.098%	7,500,000	7,496,447.50	877.92	7,498,635.42	1,310.00
143784	3136FPUT2	108	FNMA STEP UP	11/9/2010	11/9/2011		0.900%	0.900%	7,000,000	7,000,000.00	9,100.00	6,954,062.50	(45,937.50)
146876	9127953T6	108	TREASURY BILLS	5/19/2011	11/10/2011		0.086%	0.086%	14,000,000	13,994,147.22	1,438.11	13,997,200.00	1,614.67
145910	313312PG9	108	FFCB D N	3/4/2011	11/15/2011		0.190%	0.190%	1,720,000	1,717,676.09	1,080.26	1,719,672.72	916.37

**MIAMI-DADE COUNTY**  
**REPORT WRITER**  
**AS OF DATE: June 30, 2011**  
**SORTING ORDER: FUND ICC#**

INVSMT NUMBER	CUSIP NUMBER	FUND NUMBER	DESCRIPTION	PURCHASE SET DATE	MATURITY DATE	CALL DATE	INTEREST RATE	YTM TRADING	SCHEDULED PAR VALUE	CURRENT BOOK VALUE	PERIOD-END INTEREST ACCRL	MARKET VALUE	UNREALIZED GAIN/LOSS
145952	313312PG9	108	FFCB D N	3/8/2011	11/15/2011		0.190%	0.190%	1,000,000	998,670.00	606.94	999,809.72	532.78
146174	313396PG2	108	FHLMC D N	3/23/2011	11/15/2011		0.180%	0.180%	4,000,000	3,995,260.00	2,000.00	3,999,238.89	1,978.89
145452	313312PJ3	108	FFCB D N	2/3/2011	11/17/2011		0.230%	0.230%	1,200,000	1,197,799.67	1,134.66	1,199,768.33	834.00
146127	313312PJ3	108	FFCB D N	3/22/2011	11/17/2011		0.180%	0.180%	2,000,000	1,997,600.00	1,010.00	1,999,613.89	1,003.89
146848	313312PJ3	108	FFCB D N	5/17/2011	11/17/2011		0.110%	0.110%	1,000,000	999,437.78	137.50	999,806.94	231.66
146874	9127952P5	108	TREASURY BILLS	5/19/2011	11/17/2011		0.088%	0.088%	15,000,000	14,993,326.67	1,576.67	14,997,000.00	2,096.66
147426	313371N77	108	FHLB STEP UP	6/28/2011	11/19/2011	8/19/2011	1.000%	1.000%	1,860,000	1,862,015.00	2,170.00	1,855,931.25	(4,068.75)
145449	313312PN4	108	FFCB D N	2/3/2011	11/21/2011		0.240%	0.240%	5,500,000	5,489,330.00	5,426.67	5,498,907.64	4,150.97
146881	313588PN9	108	FNMA D N	5/19/2011	11/21/2011		0.110%	0.110%	2,780,000	2,778,420.03	365.26	2,779,447.86	662.57
143904	3134G1YQ1	108	FHLMC STEP UP	11/23/2010	11/23/2011	8/23/2011	1.000%	1.000%	20,000,000	20,000,000.00	21,111.11	20,025,000.00	25,000.00
144361	313384PS2	108	FHLB D N	11/29/2010	11/25/2011		0.300%	0.301%	6,500,000	6,480,445.83	11,591.67	6,498,672.92	6,635.42
147371	313384PS2	108	FHLB D N	6/24/2011	11/25/2011		0.100%	0.100%	45,000,000	44,980,750.00	875.00	44,990,812.50	9,187.50
147277	313588PX7	108	FNMA D N	6/15/2011	11/30/2011		0.130%	0.130%	1,400,000	1,399,150.67	80.89	1,399,586.22	354.66
144432	313384PY9	108	FHLB D N	12/2/2010	12/1/2011		0.300%	0.301%	10,000,000	9,969,666.67	17,583.33	9,997,025.00	9,775.00
144431	313396PY3	108	FHLMC D N	12/2/2010	12/1/2011		0.300%	0.301%	6,000,000	5,981,800.00	10,550.00	5,998,215.00	5,865.00
146847	313588PY5	108	FNMA D N	5/17/2011	12/1/2011		0.116%	0.116%	1,000,000	999,362.00	145.00	999,702.50	195.50
144565	313371YZ3	108	FHLB - BULLET	12/8/2010	12/2/2011		0.350%	0.350%	10,000,000	10,000,000.00	2,819.44	10,009,375.00	9,375.00
144433	313384PZ6	108	FHLB D N	12/2/2010	12/2/2011		0.300%	0.301%	4,000,000	3,987,833.33	7,033.34	3,998,802.22	3,935.55
146361	313396PZ0	108	FHLMC D N	4/4/2011	12/2/2011		0.200%	0.200%	347,000	346,533.48	169.64	346,896.09	192.97
144124	3136FPZQ3	108	FNMA STEP UP	12/2/2010	12/2/2011	9/2/2011	1.000%	1.000%	6,000,000	6,000,000.00	4,833.33	6,003,750.00	3,750.00
144494	313396QC0	108	FHLMC D N	12/6/2010	12/5/2011		0.280%	0.281%	15,000,000	14,957,533.33	24,150.00	14,995,420.83	13,737.50
145524	313396QD8	108	FHLMC D N	2/7/2011	12/6/2011		0.250%	0.251%	4,380,000	4,370,814.17	4,380.00	4,378,654.37	3,460.20
145953	313396QK2	108	FHLMC D N	3/8/2011	12/12/2011		0.205%	0.205%	1,300,000	1,297,934.62	851.32	1,299,585.44	799.50
146590	313396QK2	108	FHLMC D N	4/26/2011	12/12/2011		0.183%	0.183%	90,000	89,894.78	30.19	89,971.30	46.33
146920	313396QL0	108	FHLMC D N	5/23/2011	12/13/2011		0.118%	0.118%	10,000,000	9,993,313.33	1,278.33	9,996,791.67	2,200.01
147001	313396QL0	108	FHLMC D N	5/27/2011	12/13/2011		0.130%	0.130%	3,100,000	3,097,761.11	391.81	3,099,005.42	852.50
147374	313384QM4	108	FHLB D N	6/24/2011	12/14/2011		0.150%	0.150%	105,000	104,924.31	3.06	104,966.11	38.74
146875	9127952T7	108	TREASURY BILLS	5/19/2011	12/15/2011		0.090%	0.090%	10,000,000	9,994,750.00	1,075.00	9,996,000.00	175.00
146879	9127952T7	108	TREASURY BILLS	5/19/2011	12/15/2011		0.093%	0.093%	11,000,000	10,994,064.58	1,215.35	10,995,600.00	320.07
147373	313384QU6	108	FHLB D N	6/24/2011	12/21/2011		0.100%	0.100%	25,000,000	24,987,500.00	486.11	24,991,590.28	3,604.17
144890	313312RA0	108	FFCB D N	1/3/2011	12/27/2011		0.320%	0.321%	3,000,000	2,990,453.33	4,773.34	2,998,955.83	3,729.16
145071	313312RA0	108	FFCB D N	1/13/2011	12/27/2011		0.290%	0.291%	5,000,000	4,985,983.33	6,806.95	4,998,259.72	5,469.44
147490	313374A91	108	FHLB STEP UP	6/30/2011	12/27/2011		0.500%	0.520%	3,400,000	3,399,801.67	188.89	3,394,687.50	(4,972.50)
138854	912828ML1	108	TREASURY NOTES	12/31/2009	12/31/2011		1.000%	1.135%	10,000,000	9,993,341.18	271.74	10,043,000.00	49,658.82
141960	3133703Y2	108	FHLB - BULLET	7/9/2010	1/9/2012		0.625%	0.625%	2,000,000	2,000,000.00	5,972.22	2,004,375.00	4,375.00
146835	313588RQ0	108	FNMA D N	5/16/2011	1/10/2012		0.130%	0.130%	288,000	287,751.44	47.84	287,845.60	46.32
146251	9127952Y6	108	TREASURY BILLS	3/29/2011	1/12/2012		0.221%	0.221%	1,000,000	998,229.88	575.75	999,500.00	694.37
146924	313396RZ8	108	FHLMC D N	5/23/2011	1/19/2012		0.129%	0.129%	1,000,000	999,136.42	139.75	999,438.89	162.72
133010	3133XSWM6	108	FHLB - BULLET	1/23/2009	1/23/2012		2.100%	2.100%	4,000,000	4,000,000.00	36,866.67	4,041,250.00	41,250.00
142118	3134G1MG6	108	FHLMC STEP UP	7/23/2010	1/23/2012		1.250%	1.301%	2,000,000	1,999,005.46	10,972.22	2,010,625.00	11,619.54
145338	313396SG9	108	FHLMC D N	1/31/2011	1/26/2012		0.270%	0.271%	2,000,000	1,994,600.00	2,265.00	1,998,838.89	1,973.89
147370	313312SH4	108	FFCB D N	6/24/2011	1/27/2012		0.130%	0.130%	6,451,000	6,445,944.92	163.07	6,446,860.61	752.62
145499	313312SN1	108	FFCB D N	2/4/2011	2/1/2012		0.300%	0.301%	2,000,000	1,993,966.67	2,450.00	1,998,686.11	2,269.44
146589	313312SN1	108	FFCB D N	4/26/2011	2/1/2012		0.190%	0.190%	100,000	99,851.69	34.83	99,934.31	47.79
139547	31331JDV2	108	FFCB - BULLET	2/10/2010	2/10/2012		0.950%	0.950%	10,000,000	10,000,000.00	37,208.33	10,040,625.00	40,625.00
146592	313384SX8	108	FHLB D N	4/26/2011	2/10/2012		0.210%	0.210%	440,000	439,255.67	169.40	439,726.22	301.15
146863	313396SX2	108	FHLMC D N	5/18/2011	2/10/2012		0.130%	0.130%	250,000	249,758.06	39.72	249,844.44	46.66
147279	313384TA7	108	FHLB D N	6/15/2011	2/13/2012		0.150%	0.150%	1,250,000	1,248,734.38	83.33	1,249,211.81	394.10
147284	313312TD2	108	FFCB D N	6/15/2011	2/16/2012		0.140%	0.140%	1,000,000	999,043.33	62.22	999,297.22	191.67
146846	313588TJ4	108	FNMA D N	5/17/2011	2/21/2012		0.140%	0.140%	1,000,000	998,911.11	175.00	999,347.22	261.11
145602	3136FRBQ5	108	FNMA STEP UP	2/24/2011	2/24/2012		1.000%	1.000%	3,150,000	3,150,000.00	11,112.50	3,157,875.00	7,875.00
146252	9127953G4	108	TREASURY BILLS	3/29/2011	3/8/2012		0.266%	0.266%	5,000,000	4,987,278.12	3,466.25	4,996,500.00	5,755.63
146023	31331KDM9	108	FFCB - BULLET	3/14/2011	3/9/2012		0.280%	0.285%	1,100,000	1,099,987.78	958.22	1,100,000.00	55.00
139330	3133XWWW47	108	FHLB - BULLET	2/1/2010	3/9/2012		1.125%	1.125%	6,000,000	6,000,000.00	21,000.00	6,033,750.00	33,750.00
146343	313396UG6	108	FHLMC D N	4/1/2011	3/14/2012		0.280%	0.281%	2,500,000	2,493,233.33	1,769.45	2,497,679.86	2,677.08
141836	3.1337E+13	108	FHLB - BULLET	7/1/2010	4/2/2012		0.750%	0.750%	3,000,000	3,000,000.00	11,250.00	3,010,312.50	10,312.50

**MIAMI-DADE COUNTY**  
**REPORT WRITER**  
**AS OF DATE: June 30, 2011**  
**SORTING ORDER: FUND ICC#**

INVSMT NUMBER	CUSIP NUMBER	FUND NUMBER	DESCRIPTION	PURCHASE SET DATE	MATURITY DATE	CALL DATE	INTEREST RATE	YTM TRADING	SCHEDULED PAR VALUE	CURRENT BOOK VALUE	PERIOD-END INTEREST ACCRL	MARKET VALUE	UNREALIZED GAIN/LOSS
140513	31331JKR3	108	FFCB - BULLET	4/16/2010	4/16/2012		1.200%	1.200%	10,000,000	10,000,000.00	25,000.00	10,071,875.00	71,875.00
146866	313384VY2	108	FHLB D N	5/18/2011	4/23/2012		0.180%	0.180%	2,400,000	2,395,908.00	528.00	2,397,000.00	564.00
146289	313373CD2	108	FHLB STEP UP	4/25/2011	4/25/2012	7/25/2011	1.000%	1.000%	3,800,000	3,800,000.00	6,966.67	3,801,187.50	1,187.50
134814	31331GVL0	108	FFCB - BULLET	5/7/2009	5/7/2012		1.875%	1.875%	5,000,000	5,000,000.00	14,062.50	5,067,187.50	67,187.50
146849	313312WQ9	108	FFCB D N	5/17/2011	5/9/2012		0.200%	0.200%	4,600,000	4,590,851.11	1,150.00	4,592,812.50	811.39
143785	3136FPSX6	108	FNMA STEP UP	11/9/2010	5/9/2012	8/9/2011	1.000%	1.000%	6,800,000	6,800,000.00	9,822.22	6,808,500.00	8,500.00
143786	3136FPVB0	108	FNMA STEP UP	11/16/2010	5/16/2012	8/16/2011	1.000%	1.000%	8,000,000	8,000,000.00	10,000.00	8,010,000.00	10,000.00
138792	3133XWDC0	108	FHLB - BULLET	12/28/2009	5/25/2012		1.250%	1.296%	10,000,000	9,995,515.36	12,500.00	10,084,375.00	88,859.64
141445	31331JPZ0	108	FFCB - BULLET	6/8/2010	6/4/2012		1.000%	1.000%	7,000,000	7,000,000.00	5,250.00	7,043,750.00	43,750.00
138690	31331G6G9	108	FFCB - BULLET	12/16/2009	6/11/2012		1.125%	1.295%	10,000,000	9,983,317.73	6,250.00	10,075,000.00	91,682.27
144297	31331J2G7	108	FFCB - BULLET	11/26/2010	6/15/2012		0.300%	0.426%	5,000,000	4,993,723.55	666.67	4,998,437.50	4,713.95
141530	3136FMYF5	108	FNMA STEP UP	6/15/2010	6/15/2012		1.500%	1.500%	2,500,000	2,500,000.00	1,666.67	2,523,437.50	23,437.50
140548	31398AP71	108	FNMA - BULLET	4/19/2010	6/22/2012		1.250%	1.267%	5,000,000	4,999,196.54	1,562.50	5,045,312.50	46,115.96
147252	3136FRQV8	108	FNMA STEP UP	6/22/2011	6/22/2012		1.000%	1.101%	5,000,000	4,995,000.00	1,250.00	4,965,625.00	(29,375.00)
147299	313374FF2	108	FHLB - BULLET	6/27/2011	6/27/2012		0.250%	0.250%	3,000,000	3,000,000.00	83.33	2,997,187.50	(2,812.50)
141745	3136FMM84	108	FNMA STEP UP	6/29/2010	6/29/2012		1.450%	1.450%	3,000,000	3,000,000.00	241.67	3,028,125.00	28,125.00
147385	313374JT8	108	FHLB STEP UP	6/30/2011	6/30/2012	9/30/2011	1.000%	1.000%	3,750,000	3,750,000.00	104.17	3,735,937.50	(14,062.50)
142283	31331JXE8	108	FFCB C I	8/2/2010	8/2/2012	8/2/2011	0.730%	0.730%	3,000,000	3,000,000.00	9,064.17	3,001,875.00	1,875.00
142423	31331JXY4	108	FFCB - BULLET	8/10/2010	8/10/2012		0.625%	0.625%	7,500,000	7,500,000.00	18,359.38	7,523,437.50	23,437.50
142734	313370TG3	108	FHLB STEP UP	8/31/2010	8/24/2012	8/24/2011	1.000%	1.000%	6,250,000	6,250,000.00	22,048.61	6,195,312.50	(54,687.50)
141778	3133XYUR4	108	FHLB - BULLET	6/30/2010	8/30/2012		1.050%	1.050%	3,000,000	3,000,000.00	87.50	3,024,375.00	24,375.00
141779	3133XYUR4	108	FHLB - BULLET	6/30/2010	8/30/2012		1.050%	1.050%	2,500,000	2,500,000.00	72.92	2,520,312.50	20,312.50
141618	3133XYVF9	108	FHLB - BULLET	6/21/2010	9/21/2012		1.075%	1.075%	2,500,000	2,500,000.00	7,465.28	2,521,875.00	21,875.00
142975	3136FPKK2	108	FNMA STEP UP	9/28/2010	9/28/2012	9/28/2010	1.000%	1.073%	6,000,000	5,993,466.07	15,500.00	5,986,875.00	(6,591.07)
143248	3136FPPK7	108	FNMA STEP UP	10/15/2010	10/15/2012	10/15/2011	1.500%	1.500%	3,500,000	3,500,000.00	11,083.33	3,502,187.50	2,187.50
143340	3134G1VZ4	108	FHLMC STEP UP	10/29/2010	10/29/2012	7/29/2011	1.125%	1.125%	3,500,000	3,500,000.00	6,781.25	3,502,187.50	2,187.50
143765	3136FPUM7	108	FNMA STEP UP	10/29/2010	10/29/2012	7/29/2011	1.125%	1.125%	6,000,000	6,000,000.00	11,625.00	6,005,625.00	5,625.00
143782	3136FPRR0	108	FNMA STEP UP	10/29/2010	10/29/2012	7/29/2011	1.250%	1.250%	5,500,000	5,500,000.00	11,840.28	5,482,812.50	(17,187.50)
146016	3136FPUC9	108	FNMA - BULLET	3/14/2011	10/30/2012		0.500%	0.530%	1,200,000	1,199,459.36	1,016.67	1,200,375.00	915.64
146344	31398A4T6	108	FNMA - BULLET	4/1/2011	10/30/2012		0.500%	0.659%	1,800,000	1,795,733.56	1,525.00	1,802,812.50	7,078.94
146492	31398A4T6	108	FNMA - BULLET	4/14/2011	10/30/2012		0.500%	0.525%	400,000	399,852.57	338.89	400,625.00	772.43
146678	31331JY56	108	FFCB - BULLET	11/2/2010	11/2/2012		0.400%	0.470%	3,500,000	3,496,319.97	2,294.44	3,501,093.75	4,773.78
144257	31331J2V4	108	FFCB - BULLET	11/19/2010	11/19/2012		0.550%	0.563%	7,500,000	7,498,591.83	4,812.50	7,516,406.25	17,814.42
144296	31331J2V4	108	FFCB - BULLET	11/26/2010	11/19/2012		0.550%	0.563%	5,000,000	4,999,052.14	3,208.33	5,010,937.50	11,885.36
143841	3136FPVC8	108	FNMA STEP UP	11/19/2010	11/19/2012	8/19/2011	1.250%	1.301%	5,500,000	5,495,869.36	8,020.83	5,486,250.00	(9,619.36)
144298	3136FPB55	108	FNMA STEP UP	11/29/2010	11/25/2012	8/25/2011	1.500%	1.500%	6,500,000	6,500,000.00	9,750.00	6,516,250.00	16,250.00
147047	31331KMM9	108	FFCB - BULLET	6/3/2011	12/3/2012		0.350%	0.350%	2,000,000	2,000,000.00	544.44	1,998,750.00	(1,250.00)
138763	31331JAB9	108	FFCB - BULLET	12/24/2009	12/24/2012		1.625%	1.636%	10,000,000	9,998,400.01	3,159.72	10,181,250.00	182,849.99
147492	313374HL7	108	FHLB STEP UP	6/30/2011	12/30/2012	9/30/2011	1.250%	1.324%	1,900,000	1,897,921.88	65.97	1,886,343.75	(11,578.13)
144878	31331J6T5	108	FFCB C I	1/7/2011	1/7/2013	7/7/2011	0.890%	0.890%	5,000,000	5,000,000.00	21,508.33	5,000,000.00	0.00
139566	31331JDT7	108	FFCB - BULLET	2/11/2010	2/11/2013		1.650%	1.667%	10,000,000	9,996,669.71	64,166.67	10,187,500.00	190,830.29
139371	3133XWX87	108	FHLB - BULLET	2/4/2010	3/8/2013		1.750%	1.766%	10,000,000	9,996,764.18	54,930.56	10,200,000.00	203,235.82
134036	31331GRG6	108	FFCB - BULLET	3/26/2009	3/26/2013		2.500%	2.511%	15,000,000	14,997,002.06	98,958.33	15,525,000.00	527,997.94
146288	3137EACS6	108	FHLMC - BULLET	3/31/2011	3/28/2013		0.750%	0.850%	1,000,000	998,082.50	1,937.50	1,005,000.00	6,980.00
146292	3137EACS6	108	FHLMC - BULLET	3/31/2011	3/28/2013		0.750%	0.810%	4,000,000	3,995,490.00	7,750.00	4,020,000.00	24,760.00
139793	3137EACJ6	108	FHLMC - BULLET	3/5/2010	4/15/2013		1.625%	1.630%	5,000,000	4,999,486.37	17,152.78	5,103,125.00	103,638.63
143255	3134G1VX9	108	FHLMC C I	10/19/2010	4/19/2013	4/19/2013	0.800%	0.800%	3,500,000	3,500,000.00	5,600.00	3,515,312.50	15,312.50
141364	31331JQU0	108	FFCB - BULLET	6/3/2010	6/3/2013		1.600%	1.642%	3,900,000	3,898,817.90	4,853.33	3,981,656.25	84,838.35
147200	3133745V8	108	FHLB - BULLET	6/21/2011	6/21/2013		0.500%	0.500%	2,000,000	2,000,000.00	277.78	1,999,375.00	(625.00)
141166	31331JPK3	108	FFCB - BULLET	5/25/2010	6/25/2013		1.375%	1.479%	5,000,000	4,989,895.30	1,145.83	5,092,187.50	102,292.20
147383	3134G2NA6	108	FHLMC C I	6/28/2011	6/28/2013	12/28/2011	0.600%	0.600%	2,750,000	2,750,000.00	137.50	2,743,984.38	(6,015.63)
147386	313374BJ8	108	FHLB STEP UP	6/30/2011	6/30/2013	9/30/2011	1.375%	1.375%	4,000,000	4,000,000.00	152.78	3,966,250.00	(33,750.00)
147387	313374BJ8	108	FHLB STEP UP	6/30/2011	6/30/2013	9/30/2011	1.375%	1.375%	4,400,000	4,400,000.00	168.06	4,362,875.00	(37,125.00)
139498	3133XWYK9	108	FHLB - BULLET	2/8/2010	8/8/2013		1.875%	1.875%	15,000,000	15,000,000.00	111,718.75	15,407,812.50	407,812.50
145559	3134G14B7	108	FHLMC C I	2/23/2011	8/23/2013	8/23/2011	1.350%	1.350%	2,000,000	2,000,000.00	9,600.00	2,002,500.00	2,500.00
145227	313372H64	108	FHLB - BULLET	1/28/2011	8/28/2013		1.000%	1.000%	1,200,000	1,200,000.00	4,100.00	1,210,500.00	10,500.00



**MIAMI-DADE COUNTY**  
**REPORT WRITER**  
**AS OF DATE: June 30, 2011**  
**SORTING ORDER: FUND ICC#**

INVSMT NUMBER	CUSIP NUMBER	FUND NUMBER	DESCRIPTION	PURCHASE SET DATE	MATURITY DATE	CALL DATE	INTEREST RATE	YTM TRADING	SCHEDULED PAR VALUE	CURRENT BOOK VALUE	PERIOD-END INTEREST ACCRL	MARKET VALUE	UNREALIZED GAIN/LOSS
145246	313372HW7	108	FHLB - BULLET	2/4/2011	9/4/2013		1.000%	1.000%	1,200,000	1,200,000.00	3,900.00	1,209,000.00	9,000.00
142593	3136FPEL7	108	FNMA C I	9/9/2010	9/9/2013	9/9/2013	1.050%	1.050%	4,000,000	4,000,000.00	13,066.67	4,025,000.00	25,000.00
142737	3136FPEL7	108	FNMA C I	9/9/2010	9/9/2013	9/9/2013	1.050%	1.067%	5,410,000	5,407,744.19	17,672.67	5,443,812.50	36,068.31
146291	31398A2M3	108	FNMA - BULLET	3/31/2011	9/30/2013		1.125%	1.125%	5,000,000	5,000,000.00	14,218.75	5,056,250.00	56,250.00
143222	31398A4H2	108	FNMA C I	10/8/2010	10/8/2013	10/8/2013	1.125%	1.125%	3,000,000	3,000,000.00	7,781.25	3,032,812.50	32,812.50
143339	31398A4N9	108	FNMA C I	10/15/2010	10/15/2013	10/15/2013	1.000%	1.008%	3,000,000	2,999,375.23	6,333.33	3,010,312.50	10,937.27
143338	31331JQ89	108	FFCB C I	10/18/2010	10/18/2013	10/18/2011	1.000%	1.000%	4,000,000	4,000,000.00	8,111.11	4,007,500.00	7,500.00
143399	31398A4Q2	108	FNMA C I	10/18/2010	10/18/2013	10/18/2011	1.000%	1.000%	4,500,000	4,500,000.00	9,125.00	4,509,843.75	9,843.75
145115	31331J2Z5	108	FFCB - BULLET	1/14/2011	11/26/2013		0.920%	1.080%	1,500,000	1,494,094.36	1,341.67	1,507,031.25	12,936.89
143981	31398A5Y4	108	FNMA C I	11/26/2010	11/26/2013	8/26/2011	1.000%	1.000%	8,000,000	8,000,000.00	7,777.78	8,007,500.00	7,500.00
144125	3134G1ZQ0	108	FHLMC C I	12/9/2010	12/9/2013	9/9/2011	1.000%	1.000%	5,000,000	5,000,000.00	3,055.56	5,006,250.00	6,250.00
147491	3133745B2	108	FHLB STEP UP	6/30/2011	12/30/2013	9/30/2011	1.500%	1.570%	2,600,000	2,595,531.25	108.33	2,577,250.00	(18,281.25)
144729	31398A7E6	108	FNMA C I	1/6/2011	1/6/2014	7/6/2011	1.400%	1.409%	2,500,000	2,499,375.00	17,013.89	2,500,781.25	1,406.25
145134	31331KAH3	108	FFCB - BULLET	1/19/2011	2/27/2014		1.125%	1.190%	3,500,000	3,493,348.00	13,562.50	3,528,437.50	35,089.50
139791	31331JGC1	108	FFCB - BULLET	3/5/2010	3/5/2014		2.125%	2.125%	20,000,000	20,000,000.00	136,944.44	20,668,750.00	668,750.00
143064	31398A3R1	108	FNMA C I	9/21/2010	3/21/2014	3/21/2014	1.350%	1.350%	5,000,000	5,000,000.00	18,750.00	5,040,625.00	40,625.00
143398	313371BQ8	108	FHLB C I	10/14/2010	4/14/2014	10/14/2011	1.000%	1.000%	3,400,000	3,400,000.00	7,272.22	3,407,437.50	7,437.50
143540	3136FPPSH1	108	FNMA C I	10/25/2010	4/25/2014	10/25/2011	1.000%	1.000%	3,000,000	3,000,000.00	5,500.00	2,999,062.50	(937.50)
146170	3134G2CL4	108	FHLMC - BULLET	4/1/2011	4/29/2014		1.350%	1.350%	2,000,000	2,000,000.00	4,650.00	2,023,125.00	23,125.00
144198	31331JZ89	108	FFCB C I	11/18/2010	5/8/2014	7/18/2011	1.000%	1.074%	3,500,000	3,492,437.85	5,152.78	3,490,156.25	(2,281.60)
146788	3136FRLS0	108	FNMA C I	5/23/2011	5/23/2014		1.250%	1.250%	3,350,000	3,350,000.00	4,420.14	3,361,515.63	11,515.63
143783	313371JH0	108	FHLB C I	11/8/2010	8/8/2014	7/18/2011	1.125%	1.125%	4,000,000	4,000,000.00	17,875.00	3,988,750.00	(11,250.00)
145283	3136FP6K8	108	FNMA C I	2/18/2011	8/18/2014	8/18/2011	1.700%	1.700%	1,875,000	1,875,000.00	11,776.04	1,877,929.69	2,929.69
142973	31331JE41	108	FFCB C I	9/13/2010	9/8/2014	7/6/2011	1.500%	1.521%	4,000,000	3,997,189.01	18,833.33	4,001,250.00	4,060.99
143780	31331JV75	108	FFCB C I	10/27/2010	10/27/2014	10/27/2011	1.250%	1.250%	6,000,000	6,000,000.00	13,333.33	5,977,500.00	(22,500.00)
144877	31331J6X6	108	FFCB C I	1/5/2011	1/5/2015	1/5/2012	2.100%	2.100%	5,000,000	5,000,000.00	51,333.33	5,037,500.00	37,500.00
143191	3136FPNV5	108	FNMA STEP UP	10/21/2010	10/21/2015	10/21/2015	2.125%	2.125%	6,000,000	6,000,000.00	24,604.17	6,082,500.00	82,500.00
143692	31331JU84	108	FFCB C I	10/26/2010	10/26/2015	7/20/2011	1.580%	1.597%	5,000,000	4,996,400.88	14,263.89	4,964,062.50	(32,338.38)
145973	31398A4M1	108	FNMA - BULLET	3/8/2011	10/26/2015		1.625%	2.221%	12,000,000	11,696,049.85	35,208.33	11,947,500.00	251,450.15
144123	31398A6B3	108	FNMA C I	11/23/2010	11/23/2015	11/23/2011	1.600%	1.670%	2,000,000	1,993,967.80	3,377.78	1,977,500.00	(16,467.80)
144383	31331J4D2	108	FFCB C I	12/7/2010	12/7/2015	12/7/2011	2.000%	2.000%	5,000,000	5,000,000.00	6,666.67	5,000,000.00	0.00
144637	3136FPT23	108	FNMA C I	12/28/2010	12/28/2015	12/28/2011	2.350%	2.350%	3,500,000	3,500,000.00	685.42	3,535,000.00	35,000.00
144636	3136FPT31	108	FNMA C I	1/11/2011	1/11/2016	7/11/2011	2.500%	2.500%	3,000,000	3,000,000.00	35,416.67	3,001,875.00	1,875.00
<b>108 Total</b>									<b>1,473,993,368</b>	<b>1,472,722,807.52</b>	<b>2,046,732.53</b>	<b>1,477,266,382.70</b>	<b>4,040,643.32</b>
143814	313384HP7	109	FHLB D N	10/26/2010	7/1/2011		0.230%	0.230%	163,000	162,741.74	258.26	163,000.00	0.00
147532	WACHOVIA8	109	WACHOVIA INT BOND	6/30/2011	7/1/2011		0.133%	0.133%	956,648	956,647.78	3.54	956,647.78	0.00
147533	WACHOVIA8	109	WACHOVIA INT BOND	6/1/2011	7/1/2011		0.133%	0.133%	147,810,665	147,810,665.09	16,396.34	147,810,665.09	0.00
147507	WACHOVIA8	109	WACHOVIA INT BRG MAY	6/1/2011	7/1/2011		0.133%	0.133%	18,920	18,919.97	2.10	18,919.97	0.00
147508	WACHOVIA8	109	WACHOVIA INT BRG YTD	6/1/2011	7/1/2011		0.133%	0.133%	192,868	192,868.04	21.40	192,868.04	0.00
142839	313588HT5	109	FNMA D N	9/3/2010	7/5/2011		0.280%	0.281%	400,000	399,051.11	936.45	399,999.11	11.55
145103	313396HU0	109	FHLMC D N	1/14/2011	7/6/2011		0.205%	0.205%	620,000	619,389.21	593.14	619,998.28	15.93
142394	313588HU2	109	FNMA D N	8/6/2010	7/6/2011		0.320%	0.321%	1,500,000	1,495,546.67	4,386.66	1,499,995.83	62.50
142545	313588HU2	109	FNMA D N	8/19/2010	7/6/2011		0.280%	0.281%	2,155,000	2,149,619.68	5,296.51	2,154,994.01	77.82
143535	3134G1VJ0	109	FHLMC STEP UP	10/7/2010	7/7/2011		0.750%	0.750%	5,000,000	5,000,000.00	8,715.28	5,000,000.00	0.00
142548	313588HV0	109	FNMA D N	8/19/2010	7/7/2011		0.280%	0.281%	1,500,000	1,496,243.33	3,686.67	1,499,995.00	65.00
142576	313588HV0	109	FNMA D N	8/20/2010	7/7/2011		0.280%	0.281%	8,800,000	8,778,029.33	21,560.00	8,799,970.67	381.34
142577	313588HW8	109	FNMA D N	8/20/2010	7/8/2011		0.280%	0.281%	1,000,000	997,495.56	2,450.00	999,996.11	50.55
144685	313588HW8	109	FNMA D N	12/3/2010	7/8/2011		0.230%	0.230%	4,637,918	4,631,488.52	6,222.54	4,637,900.44	189.38
142393	313588HZ1	109	FNMA D N	8/6/2010	7/11/2011		0.320%	0.321%	1,400,000	1,395,781.33	4,094.23	1,399,992.22	116.66
136141	31331GA25	109	FFCB - BULLET	7/21/2009	7/13/2011		1.200%	1.243%	20,000,000	19,995,861.50	112,000.00	20,006,250.00	10,388.50
142396	313396JH7	109	FHLMC D N	8/6/2010	7/19/2011		0.330%	0.331%	1,000,000	996,819.17	3,015.83	999,990.00	155.00
145982	313396JL8	109	FHLMC D N	3/9/2011	7/22/2011		0.140%	0.140%	1,000,000	999,475.00	443.33	999,988.33	70.00
142585	313588JP1	109	FNMA D N	8/23/2010	7/25/2011		0.280%	0.281%	7,000,000	6,981,706.67	16,986.66	6,999,906.67	1,213.34
145803	313384JS9	109	FHLB D N	2/28/2011	7/28/2011		0.140%	0.140%	200,000	199,883.33	95.67	199,997.00	18.00
142180	313370BN7	109	FHLB STEP UP	7/28/2010	7/28/2011		1.000%	1.000%	5,750,000	5,750,000.00	24,437.50	5,751,796.88	1,796.88
143869	313312JW1	109	FFCB D N	10/28/2010	8/1/2011		0.200%	0.200%	5,000,000	4,992,305.56	6,833.33	4,999,913.89	775.00

**MIAMI-DADE COUNTY**  
**REPORT WRITER**  
**AS OF DATE: June 30, 2011**  
**SORTING ORDER: FUND ICC#**

INVSMT NUMBER	CUSIP NUMBER	FUND NUMBER	DESCRIPTION	PURCHASE SET DATE	MATURITY DATE	CALL DATE	INTEREST RATE	YTM TRADING	SCHEDULED PAR VALUE	CURRENT BOOK VALUE	PERIOD-END INTEREST ACCRL	MARKET VALUE	UNREALIZED GAIN/LOSS
142578	313588JW6	109	FNMA D N	8/20/2010	8/1/2011		0.290%	0.291%	6,000,000	5,983,276.67	15,225.00	5,999,896.67	1,395.00
142582	313588JW6	109	FNMA D N	8/23/2010	8/1/2011		0.280%	0.281%	2,500,000	2,493,330.56	6,066.66	2,499,956.94	559.72
145101	313384JY6	109	FHLB D N	1/14/2011	8/3/2011		0.200%	0.200%	1,500,000	1,498,325.00	1,400.00	1,499,972.50	247.50
142583	313588KD6	109	FNMA D N	8/23/2010	8/8/2011		0.290%	0.291%	5,000,000	4,985,902.78	12,566.66	4,999,894.44	1,425.00
142664	313588KF1	109	FNMA D N	8/25/2010	8/10/2011		0.300%	0.301%	2,000,000	1,994,166.66	5,166.67	1,999,955.56	622.23
143812	313312KG4	109	FFCB D N	10/26/2010	8/11/2011		0.230%	0.230%	500,000	499,076.81	792.22	499,988.61	119.58
142640	313588KG9	109	FNMA D N	8/26/2010	8/11/2011		0.300%	0.301%	6,000,000	5,982,500.00	15,450.00	5,999,863.33	1,913.33
145981	313396KL6	109	FHLMC D N	3/9/2011	8/15/2011		0.150%	0.150%	2,200,000	2,198,542.50	1,045.00	2,199,945.00	357.50
145977	313588KN4	109	FNMA D N	3/9/2011	8/17/2011		0.155%	0.155%	1,800,000	1,798,752.25	883.50	1,799,953.00	317.25
145099	313384KT5	109	FHLB D N	1/14/2011	8/22/2011		0.210%	0.210%	1,800,000	1,797,690.00	1,764.00	1,799,948.00	494.00
146234	9127952A8	109	TREASURY BILLS	3/28/2011	8/25/2011		0.140%	0.140%	1,750,000	1,748,979.17	646.53	1,750,000.00	374.30
143170	313396LA9	109	FHLMC D N	9/23/2010	8/29/2011		0.290%	0.291%	4,000,000	3,989,044.44	9,054.45	3,999,868.89	1,770.00
143246	313396LA9	109	FHLMC D N	9/27/2010	8/29/2011		0.290%	0.291%	5,800,000	5,784,301.33	12,942.06	5,799,809.89	2,566.50
143247	313396LA9	109	FHLMC D N	9/27/2010	8/29/2011		0.280%	0.281%	6,000,000	5,984,320.00	12,926.67	5,999,803.33	2,556.66
145983	313396LA9	109	FHLMC D N	3/9/2011	8/29/2011		0.166%	0.166%	620,000	619,505.41	325.91	619,979.68	148.36
146339	313396LA9	109	FHLMC D N	4/1/2011	8/29/2011		0.155%	0.155%	320,000	319,793.33	125.38	319,989.51	70.80
145976	313384LE7	109	FHLB D N	3/9/2011	9/2/2011		0.130%	0.130%	1,750,000	1,748,881.46	720.42	1,749,938.75	336.87
145978	313384LE7	109	FHLB D N	3/9/2011	9/2/2011		0.168%	0.168%	1,270,000	1,268,950.98	675.64	1,269,955.55	328.93
145979	313384LE7	109	FHLB D N	3/9/2011	9/2/2011		0.165%	0.165%	191,000	190,845.05	99.80	190,993.32	48.47
143103	313312LL2	109	FFCB D N	9/20/2010	9/8/2011		0.290%	0.291%	1,686,000	1,681,205.67	3,857.19	1,685,935.37	872.51
143107	313312LL2	109	FFCB D N	9/9/2010	9/8/2011		0.270%	0.271%	2,000,000	1,994,540.00	4,425.00	1,999,923.33	958.33
143870	313396LL5	109	FHLMC D N	10/28/2010	9/8/2011		0.260%	0.261%	233,000	232,469.93	413.96	232,991.07	107.18
143539	3136FPDZ7	109	FNMA STEP UP	10/8/2010	9/8/2011	9/8/2011	1.000%	1.000%	7,000,000	7,000,000.00	21,972.22	7,013,125.00	13,125.00
145975	313384LM9	109	FHLB D N	3/9/2011	9/9/2011		0.160%	0.160%	667,000	666,454.54	337.95	666,974.06	181.57
143102	313588LM5	109	FNMA D N	9/20/2010	9/9/2011		0.300%	0.301%	2,000,000	1,994,100.00	4,733.33	1,999,922.22	1,088.89
143864	313396LS0	109	FHLMC D N	10/28/2010	9/14/2011		0.230%	0.230%	5,000,000	4,989,745.83	7,858.34	4,999,791.67	2,187.50
147165	313384MA4	109	FHLB D N	6/3/2011	9/22/2011		0.090%	0.090%	2,400,000	2,399,334.00	168.00	2,399,889.33	387.33
146236	9127952F7	109	TREASURY BILLS	3/28/2011	9/22/2011		0.170%	0.170%	2,800,000	2,797,646.44	1,256.11	2,799,720.00	817.45
146277	9127952F7	109	TREASURY BILLS	3/30/2011	9/22/2011		0.165%	0.165%	5,400,000	5,395,644.00	2,301.75	5,399,460.00	1,514.25
146962	313384MB2	109	FHLB D N	5/25/2011	9/23/2011		0.065%	0.065%	1,000,000	999,781.53	66.80	999,953.33	105.00
146966	313384MB2	109	FHLB D N	5/25/2011	9/23/2011		0.065%	0.065%	2,000,000	1,999,563.06	133.61	1,999,906.67	210.00
142919	3134G1UE2	109	FHLMC STEP UP	9/23/2010	9/23/2011	9/23/2011	1.250%	1.250%	5,000,000	5,000,000.00	17,013.89	5,012,500.00	12,500.00
147406	313396ME0	109	FHLMC D N	6/27/2011	9/26/2011		0.044%	0.044%	7,000,000	6,999,221.44	34.22	6,999,661.67	406.01
137247	31331GV22	109	FFCB - BULLET	9/28/2009	10/3/2011		1.125%	1.226%	15,000,000	14,992,571.43	41,250.00	15,037,500.00	44,928.57
145264	313396MM2	109	FHLMC D N	1/26/2011	10/3/2011		0.240%	0.240%	1,664,000	1,661,226.67	1,730.56	1,663,869.65	912.42
145984	313396MM2	109	FHLMC D N	3/9/2011	10/3/2011		0.170%	0.170%	950,000	949,066.89	511.42	949,925.58	347.27
146961	313588MM4	109	FNMA D N	5/25/2011	10/3/2011		0.097%	0.097%	450,000	449,841.16	44.86	449,964.75	78.73
147407	313588MM4	109	FNMA D N	6/27/2011	10/3/2011		0.100%	0.100%	761,000	760,792.84	8.46	760,940.39	139.09
147419	313396MQ3	109	FHLMC D N	6/27/2011	10/6/2011		0.100%	0.100%	275,000	274,922.85	3.06	274,977.77	51.86
143867	313384MR7	109	FHLB D N	10/28/2010	10/7/2011		0.240%	0.241%	9,800,000	9,777,525.33	16,072.00	9,799,199.67	5,602.34
143813	313396MR1	109	FHLMC D N	10/26/2010	10/7/2011		0.280%	0.281%	222,000	221,402.57	428.22	221,981.87	151.08
147408	313396MR1	109	FHLMC D N	6/27/2011	10/7/2011		0.100%	0.100%	115,000	114,967.42	1.28	114,990.61	21.91
144344	313588MR3	109	FNMA D N	11/26/2010	10/7/2011		0.270%	0.271%	1,000,000	997,637.50	1,627.50	999,918.33	653.33
146960	313588MW2	109	FNMA D N	5/25/2011	10/12/2011		0.090%	0.090%	4,900,000	4,898,285.00	453.25	4,899,579.42	841.17
145225	313396MX8	109	FHLMC D N	1/21/2011	10/13/2011		0.230%	0.230%	1,000,000	998,306.94	1,028.61	999,913.33	577.78
144345	313396NC3	109	FHLMC D N	11/26/2010	10/18/2011		0.260%	0.261%	1,675,000	1,671,056.31	2,625.09	1,674,847.85	1,166.45
145268	313384NE5	109	FHLB D N	1/26/2011	10/20/2011		0.250%	0.250%	498,000	497,076.63	539.50	497,953.94	337.81
145985	313396NE9	109	FHLMC D N	3/9/2011	10/20/2011		0.180%	0.180%	550,000	549,381.25	313.50	549,949.13	254.38
143777	3136FPSE8	109	FNMA STEP UP	10/22/2010	10/21/2011	10/21/2011	0.650%	0.650%	3,000,000	3,000,000.00	3,791.67	3,002,812.50	2,812.50
141698	31331JTN3	109	FFCB - BULLET	6/25/2010	10/28/2011		0.570%	0.578%	2,600,000	2,599,903.43	2,593.50	2,604,062.50	4,159.07
143475	3134G1WR1	109	FHLMC STEP UP	10/28/2010	10/28/2011	7/28/2011	0.750%	0.750%	4,200,000	4,200,000.00	5,512.50	4,201,312.50	1,312.50
143767	3134G1WR1	109	FHLMC STEP UP	10/28/2010	10/28/2011	7/28/2011	0.750%	0.750%	5,000,000	5,000,000.00	6,562.50	5,001,562.50	1,562.50
144189	3134G1WR1	109	FHLMC STEP UP	11/17/2010	10/28/2011	7/28/2011	0.750%	0.776%	7,500,000	7,499,010.87	9,843.75	7,502,343.75	3,332.88
143477	3136FPRL3	109	FNMA STEP UP	10/28/2010	10/28/2011	10/28/2011	0.625%	0.675%	4,000,000	3,999,002.74	4,375.00	4,002,500.00	3,497.26
144462	313396NS8	109	FHLMC D N	12/2/2010	11/1/2011		0.280%	0.281%	5,000,000	4,987,011.11	8,205.56	4,999,145.83	3,929.16
147420	313396NS8	109	FHLMC D N	6/27/2011	11/1/2011		0.115%	0.115%	110,000	109,955.37	1.41	109,981.21	24.43



**MIAMI-DADE COUNTY**  
**REPORT WRITER**  
**AS OF DATE: June 30, 2011**  
**SORTING ORDER: FUND ICC#**

INVSMT NUMBER	CUSIP NUMBER	FUND NUMBER	DESCRIPTION	PURCHASE SET DATE	MATURITY DATE	CALL DATE	INTEREST RATE	YTM TRADING	SCHEDULED PAR VALUE	CURRENT BOOK VALUE	PERIOD-END INTEREST ACCRL	MARKET VALUE	UNREALIZED GAIN/LOSS
147409	313588NS0	109	FNMA D N	6/27/2011	11/1/2011		0.080%	0.080%	974,000	973,725.12	8.66	973,833.61	99.83
144342	313312NZ9	109	FFCB D N	11/26/2010	11/8/2011		0.260%	0.261%	7,000,000	6,982,457.22	10,970.56	6,998,736.11	5,308.33
144343	313312NZ9	109	FFCB D N	11/26/2010	11/8/2011		0.260%	0.261%	4,000,000	3,989,975.56	6,268.89	3,999,277.78	3,033.33
144427	313312NZ9	109	FFCB D N	12/1/2010	11/8/2011		0.260%	0.261%	2,461,000	2,454,921.33	3,768.06	2,460,555.65	1,866.26
147458	313588PA7	109	FNMA D N	6/28/2011	11/9/2011		0.110%	0.110%	378,000	377,845.23	3.47	377,931.23	82.53
147410	313396PF4	109	FHLMC D N	6/27/2011	11/14/2011		0.100%	0.100%	200,000	199,922.22	2.22	199,962.22	37.78
147421	313396PF4	109	FHLMC D N	6/27/2011	11/14/2011		0.110%	0.110%	480,000	479,794.67	5.87	479,909.33	108.79
146983	313312PG9	109	FFCB D N	5/26/2011	11/15/2011		0.100%	0.100%	1,500,000	1,499,279.17	150.00	1,499,714.58	285.41
145001	313312PJ3	109	FFCB D N	1/7/2011	11/17/2011		0.280%	0.281%	4,000,000	3,990,231.11	5,444.45	3,999,227.78	3,552.22
145137	313312PJ3	109	FFCB D N	1/18/2011	11/17/2011		0.260%	0.261%	3,235,000	3,227,920.74	3,831.68	3,234,375.47	2,623.05
147439	313588PJ8	109	FNMA D N	6/28/2011	11/17/2011		0.095%	0.095%	450,000	449,831.38	3.56	449,913.13	78.19
146337	9127952P5	109	TREASURY BILLS	4/1/2011	11/17/2011		0.180%	0.180%	800,000	799,080.00	364.00	799,840.00	396.00
146984	313384PK9	109	FHLB D N	5/26/2011	11/18/2011		0.120%	0.120%	4,800,000	4,797,184.00	576.00	4,799,066.67	1,306.67
147427	313371N77	109	FHLB STEP UP	6/28/2011	11/19/2011	8/19/2011	1.000%	1.000%	6,000,000	6,006,500.00	7,000.00	5,986,875.00	(13,125.00)
145340	313312PN4	109	FFCB D N	1/31/2011	11/21/2011		0.230%	0.230%	1,800,000	1,796,619.00	1,736.50	1,799,642.50	1,287.00
145273	313396PN7	109	FHLMC D N	1/26/2011	11/21/2011		0.250%	0.251%	530,000	528,899.51	574.17	529,894.74	421.06
147169	313396PN7	109	FHLMC D N	6/3/2011	11/21/2011		0.130%	0.130%	196,000	195,878.97	19.82	195,961.07	62.28
146964	313384PQ6	109	FHLB D N	5/25/2011	11/23/2011		0.120%	0.120%	2,200,000	2,198,665.33	271.33	2,199,556.94	620.28
146985	313384PQ6	109	FHLB D N	5/26/2011	11/23/2011		0.130%	0.130%	2,500,000	2,498,365.97	325.00	2,499,496.53	805.56
147002	313384PQ6	109	FHLB D N	5/27/2011	11/23/2011		0.126%	0.126%	2,350,000	2,348,519.50	287.88	2,349,526.74	719.36
147138	313384PQ6	109	FHLB D N	6/2/2011	11/23/2011		0.125%	0.125%	4,355,000	4,352,368.85	438.53	4,354,122.95	1,315.57
147430	313384PQ6	109	FHLB D N	6/28/2011	11/23/2011		0.105%	0.105%	950,000	949,589.92	8.31	949,808.68	210.45
147441	313588PQ2	109	FNMA D N	6/28/2011	11/23/2011		0.105%	0.105%	750,000	749,676.25	6.56	749,848.96	166.15
141141	3133XYLD5	109	FHLB - BULLET	5/25/2010	11/25/2011		0.785%	0.792%	5,000,000	4,999,833.33	3,925.00	5,014,062.50	14,229.17
147003	313384PS2	109	FHLB D N	5/27/2011	11/25/2011		0.121%	0.121%	2,000,000	1,998,776.56	235.28	1,999,591.67	579.83
147433	313384PS2	109	FHLB D N	6/28/2011	11/25/2011		0.100%	0.100%	4,723,000	4,721,032.08	39.36	4,722,035.72	964.28
147168	313384PV5	109	FHLB D N	6/3/2011	11/28/2011		0.120%	0.120%	200,000	199,881.33	18.67	199,941.67	41.67
147445	313396PV9	109	FHLMC D N	6/28/2011	11/28/2011		0.110%	0.110%	2,000,000	1,999,065.00	18.33	1,999,416.67	333.34
144477	313371WV4	109	FHLB - BULLET	12/3/2010	12/1/2011		0.300%	0.324%	20,000,000	19,997,593.39	5,000.01	20,018,750.00	21,156.61
144463	313384PY9	109	FHLB D N	12/2/2010	12/1/2011		0.300%	0.301%	5,500,000	5,483,316.67	9,670.83	5,498,363.75	5,376.25
144464	313384PY9	109	FHLB D N	12/2/2010	12/1/2011		0.300%	0.301%	3,800,000	3,788,473.33	6,681.67	3,798,869.50	3,714.50
147422	313588PY5	109	FNMA D N	6/27/2011	12/1/2011		0.120%	0.120%	158,000	157,917.31	2.11	157,953.00	33.58
147429	313384PZ6	109	FHLB D N	6/28/2011	12/2/2011		0.100%	0.100%	5,822,000	5,819,460.96	48.52	5,820,256.63	747.15
145138	313384QC6	109	FHLB D N	1/18/2011	12/5/2011		0.210%	0.210%	1,270,000	1,267,621.93	1,214.96	1,269,612.30	775.41
147411	313396QC0	109	FHLMC D N	6/27/2011	12/5/2011		0.140%	0.140%	134,000	133,916.10	2.08	133,959.09	40.91
147442	313588QC2	109	FNMA D N	6/28/2011	12/5/2011		0.090%	0.090%	4,200,000	4,198,320.00	31.50	4,198,717.83	366.33
147199	313373VN9	109	FHLB STEP UP	6/8/2011	12/8/2011	9/8/2011	0.750%	0.750%	3,000,000	3,000,000.00	1,437.50	2,998,125.00	(1,875.00)
144641	313396QK2	109	FHLMC D N	12/14/2010	12/12/2011		0.330%	0.331%	1,400,000	1,395,341.50	2,553.83	1,399,553.56	1,658.23
144642	313396QK2	109	FHLMC D N	12/14/2010	12/12/2011		0.340%	0.341%	2,632,000	2,622,976.63	4,946.70	2,631,160.68	3,237.35
144663	313396QK2	109	FHLMC D N	12/15/2010	12/12/2011		0.335%	0.336%	2,000,000	1,993,262.78	3,685.00	1,999,362.22	2,414.44
145136	313396QK2	109	FHLMC D N	1/18/2011	12/12/2011		0.280%	0.281%	3,000,000	2,992,346.67	3,826.67	2,999,043.33	2,869.99
145139	313396QK2	109	FHLMC D N	1/18/2011	12/12/2011		0.280%	0.281%	885,000	882,742.27	1,128.87	884,717.78	846.64
147412	313396QM4	109	FHLMC D N	6/27/2011	12/12/2011		0.120%	0.120%	783,000	782,561.52	10.44	782,750.31	178.35
147302	313384QM4	109	FHLB D N	6/16/2011	12/14/2011		0.140%	0.140%	2,750,000	2,748,064.31	160.42	2,749,112.36	887.63
147413	313396QM8	109	FHLMC D N	6/27/2011	12/14/2011		0.135%	0.135%	125,000	124,920.31	1.88	124,959.65	37.46
147414	313396QN6	109	FHLMC D N	6/27/2011	12/15/2011		0.135%	0.135%	121,000	120,922.41	1.81	120,960.71	36.49
146276	9127952T7	109	TREASURY BILLS	3/30/2011	12/15/2011		0.204%	0.204%	2,800,000	2,795,884.78	1,471.98	2,798,880.00	1,523.24
146963	313588QS7	109	FNMA D N	5/25/2011	12/19/2011		0.124%	0.124%	2,000,000	1,998,567.11	254.89	1,999,335.00	513.00
147415	313384QU6	109	FHLB D N	6/27/2011	12/21/2011		0.100%	0.100%	1,000,000	999,508.33	11.11	999,663.61	144.17
147423	313312QW3	109	FFCB D N	6/27/2011	12/23/2011		0.120%	0.120%	100,000	99,940.33	1.33	99,965.97	24.31
144889	313312RA0	109	FFCB D N	1/3/2011	12/27/2011		0.320%	0.321%	2,000,000	1,993,635.56	3,182.22	1,999,303.89	2,486.11
146965	313312RA0	109	FFCB D N	5/25/2011	12/27/2011		0.120%	0.120%	3,000,000	2,997,840.00	370.00	2,998,955.83	745.83
146999	313312RA0	109	FFCB D N	5/27/2011	12/27/2011		0.120%	0.120%	5,400,000	5,396,148.00	630.00	5,398,120.50	1,342.50
147494	313374A91	109	FHLB STEP UP	6/30/2011	12/27/2011		0.500%	0.520%	2,600,000	2,599,848.33	144.44	2,595,937.50	(3,802.50)
147444	313396RA3	109	FHLMC D N	6/28/2011	12/27/2011		0.110%	0.110%	4,800,000	4,797,330.67	44.00	4,798,329.33	954.66
139231	3133XVRS2	109	FHLB - BULLET	1/28/2010	12/28/2011		1.000%	1.000%	5,000,000	5,000,000.00	416.67	5,020,312.50	20,312.50

**MIAMI-DADE COUNTY**  
**REPORT WRITER**  
**AS OF DATE: June 30, 2011**  
**SORTING ORDER: FUND ICC#**

INVSMT NUMBER	CUSIP NUMBER	FUND NUMBER	DESCRIPTION	PURCHASE SET DATE	MATURITY DATE	CALL DATE	INTEREST RATE	YTM TRADING	SCHEDULED PAR VALUE	CURRENT BOOK VALUE	PERIOD-END INTEREST ACCRL	MARKET VALUE	UNREALIZED GAIN/LOSS
147473	313588RB3	109	FNMA D N	6/29/2011	12/28/2011		0.125%	0.125%	2,100,000	2,098,672.92	14.58	2,098,950.00	262.50
147479	313588RB3	109	FNMA D N	6/29/2011	12/28/2011		0.125%	0.125%	1,100,000	1,099,304.86	7.64	1,099,450.00	137.50
147438	313588RH0	109	FNMA D N	6/28/2011	1/3/2012		0.120%	0.120%	180,000	179,886.60	1.80	179,907.00	18.60
147212	313396RS4	109	FHLMC D N	6/8/2011	1/12/2012		0.150%	0.150%	320,000	319,709.33	30.67	319,826.67	86.67
146273	9127952Y6	109	TREASURY BILLS	3/30/2011	1/12/2012		0.218%	0.218%	4,600,000	4,591,996.00	2,584.63	4,597,700.00	3,119.37
147163	9127952Y6	109	TREASURY BILLS	6/3/2011	1/12/2012		0.092%	0.092%	3,000,000	2,998,290.33	214.67	2,998,500.00	(5.00)
147416	313588RX5	109	FNMA D N	6/27/2011	1/17/2012		0.120%	0.120%	2,500,000	2,498,300.00	33.33	2,498,611.11	277.78
133011	3133XSWM6	109	FHLB - BULLET	1/23/2009	1/23/2012		2.100%	2.100%	3,000,000	3,000,000.00	27,650.00	3,030,937.50	30,937.50
147424	313588SD8	109	FNMA D N	6/27/2011	1/23/2012		0.130%	0.130%	1,748,000	1,746,674.43	25.25	1,746,999.76	300.08
147437	313588SD8	109	FNMA D N	6/28/2011	1/23/2012		0.120%	0.120%	5,000,000	4,996,516.67	50.00	4,997,138.89	572.22
145339	313396SG9	109	FHLMC D N	1/31/2011	1/26/2012		0.270%	0.271%	1,996,000	1,990,610.80	2,260.47	1,994,841.21	1,969.94
147457	313588SN6	109	FNMA D N	6/28/2011	2/1/2012		0.140%	0.140%	2,089,000	2,087,228.99	24.37	2,087,752.40	499.04
147417	313396SU8	109	FHLMC D N	6/27/2011	2/7/2012		0.167%	0.167%	401,000	400,581.46	7.44	400,753.83	164.93
147418	313396SU8	109	FHLMC D N	6/27/2011	2/7/2012		0.130%	0.130%	234,000	233,809.88	3.38	233,856.35	43.09
146275	9127953C3	109	TREASURY BILLS	3/30/2011	2/9/2012		0.244%	0.245%	3,900,000	3,891,647.07	2,458.30	3,898,050.00	3,944.63
147432	313384TA7	109	FHLB D N	6/28/2011	2/13/2012		0.130%	0.130%	350,000	349,709.31	3.79	349,779.31	66.21
147443	313588TA3	109	FNMA D N	6/28/2011	2/13/2012		0.120%	0.120%	4,700,000	4,696,396.67	47.00	4,697,036.39	592.72
147167	313588TJ4	109	FNMA D N	6/3/2011	2/21/2012		0.160%	0.160%	250,000	249,707.78	31.11	249,836.81	97.92
146997	313384TT6	109	FHLB D N	5/26/2011	3/1/2012		0.150%	0.150%	500,000	499,416.67	75.00	499,559.44	67.77
147478	313384TT6	109	FHLB D N	6/29/2011	3/1/2012		0.140%	0.140%	1,000,000	999,043.33	7.78	999,118.89	67.78
147440	313588TT2	109	FNMA D N	6/28/2011	3/1/2012		0.160%	0.160%	400,000	399,560.89	5.33	399,647.56	81.34
146274	9127953G4	109	TREASURY BILLS	3/30/2011	3/8/2012		0.268%	0.268%	6,000,000	5,984,663.33	4,146.25	5,995,800.00	6,990.42
147164	313396UF8	109	FHLMC D N	6/3/2011	3/13/2012		0.160%	0.160%	1,000,000	998,737.78	124.44	999,075.56	213.34
147431	313384UJ6	109	FHLB D N	6/28/2011	3/16/2012		0.150%	0.150%	550,000	549,399.58	6.88	549,485.60	79.14
147435	313588VB8	109	FNMA D N	6/28/2011	4/2/2012		0.150%	0.150%	6,600,000	6,592,327.50	82.50	6,591,750.00	(660.00)
147475	313588VB8	109	FNMA D N	6/29/2011	4/2/2012		0.160%	0.160%	1,400,000	1,398,270.22	12.44	1,398,250.00	(32.66)
147162	9127953H2	109	TREASURY BILLS	6/3/2011	4/5/2012		0.129%	0.129%	1,500,000	1,498,349.88	150.50	1,498,650.00	149.62
147434	313588VR3	109	FNMA D N	6/28/2011	4/16/2012		0.150%	0.150%	5,000,000	4,993,895.83	62.50	4,993,750.00	(208.33)
147436	313588VR3	109	FNMA D N	6/28/2011	4/16/2012		0.150%	0.150%	20,000,000	19,975,583.33	250.00	19,975,000.00	(833.33)
147484	313396VS9	109	FHLMC D N	6/30/2011	4/17/2012		0.180%	0.180%	225,000	224,671.50	1.13	224,718.75	46.12
146457	3136FRGQ0	109	FNMA STEP UP	4/18/2011	4/18/2012		1.000%	1.000%	1,500,000	1,500,000.00	3,041.67	1,506,093.75	6,093.75
140555	31331JLK7	109	FFCB - BULLET	4/20/2010	4/20/2012		1.125%	1.155%	5,000,000	4,998,502.05	11,093.75	5,032,812.50	34,310.45
134597	3133XTL87	109	FHLB - BULLET	4/27/2009	4/27/2012		1.850%	1.867%	4,170,000	4,169,305.63	13,714.67	4,222,125.00	52,819.37
147166	313384WG0	109	FHLB D N	6/3/2011	5/1/2012		0.150%	0.150%	1,000,000	998,612.50	116.67	998,437.50	(291.67)
147481	313384WG0	109	FHLB D N	6/30/2011	5/1/2012		0.130%	0.130%	1,400,000	1,398,453.00	5.06	1,397,812.50	(645.56)
134815	31331GVLO	109	FFCB - BULLET	5/7/2009	5/7/2012		1.875%	1.875%	5,000,000	5,000,000.00	14,062.50	5,067,187.50	67,187.50
147486	313396WN9	109	FHLMC D N	6/30/2011	5/7/2012		0.160%	0.160%	301,000	300,582.61	1.34	300,529.69	(54.26)
147000	313384WQ8	109	FHLB D N	5/27/2011	5/9/2012		0.190%	0.190%	2,909,000	2,903,657.14	537.36	2,904,454.69	260.19
147230	3136FPSX6	109	FNMA STEP UP	6/9/2011	5/9/2012	8/9/2011	1.000%	1.000%	2,000,000	2,001,666.67	2,888.89	2,002,500.00	2,500.00
147264	3136FPSX6	109	FNMA STEP UP	6/14/2011	5/9/2012	8/9/2011	1.000%	1.028%	3,000,000	3,002,166.67	4,333.34	3,003,750.00	4,500.00
147425	3136FPSX6	109	FNMA STEP UP	6/27/2011	5/9/2012	8/9/2011	1.000%	1.000%	5,000,000	5,006,666.67	7,222.23	5,006,250.00	6,250.00
147459	3136FPSX6	109	FNMA STEP UP	6/28/2011	5/9/2012	8/9/2011	1.000%	1.000%	2,990,000	2,994,069.72	4,318.89	2,993,737.50	3,737.50
147485	313588WV3	109	FNMA D N	6/30/2011	5/14/2012		0.181%	0.181%	1,200,000	1,198,080.95	6.02	1,198,125.00	38.03
135098	3136FHQY4	109	FNMA - BULLET	5/21/2009	5/21/2012		2.000%	2.000%	3,225,000	3,225,000.00	7,166.67	3,273,375.00	48,375.00
147040	313396XL2	109	FHLMC D N	5/31/2011	5/29/2012		0.200%	0.200%	2,426,000	2,421,094.09	417.81	2,422,209.38	697.48
147136	313396XM0	109	FHLMC D N	6/2/2011	5/30/2012		0.200%	0.200%	5,000,000	4,989,916.67	805.56	4,992,187.50	1,465.27
147483	313312XN5	109	FFCB D N	6/30/2011	5/31/2012		0.190%	0.190%	950,000	948,315.33	5.01	948,515.63	195.29
147140	31331KML1	109	FFCB - BULLET	6/2/2011	6/1/2012		0.210%	0.210%	8,000,000	8,000,046.67	1,400.00	7,992,500.00	(7,500.00)
147474	313396XT5	109	FHLMC D N	6/29/2011	6/5/2012		0.200%	0.200%	3,000,000	2,994,300.00	33.33	2,994,375.00	41.67
147489	313396XT5	109	FHLMC D N	6/30/2011	6/5/2012		0.200%	0.200%	5,000,000	4,990,527.78	27.78	4,990,625.00	69.44
147482	313588XZ3	109	FNMA D N	6/30/2011	6/11/2012		0.200%	0.200%	3,001,000	2,995,214.74	16.67	2,995,373.13	141.72
147488	313588YC3	109	FNMA D N	6/30/2011	6/14/2012		0.200%	0.200%	4,300,000	4,291,638.89	23.89	4,291,937.50	274.72
140551	31398AP71	109	FNMA - BULLET	4/19/2010	6/22/2012		1.250%	1.299%	5,000,000	4,997,603.40	1,562.50	5,045,312.50	47,709.10
147160	313374ZJ8	109	FHLB STEP UP	6/23/2011	6/23/2012	9/23/2011	1.000%	1.000%	3,500,000	3,500,000.00	777.78	3,506,562.50	6,562.50
147300	313374FF2	109	FHLB - BULLET	6/27/2011	6/27/2012		0.250%	0.250%	2,000,000	2,000,000.00	55.56	1,998,125.00	(1,875.00)
147301	3134G2LQ3	109	FHLMC STEP UP	6/28/2011	6/28/2012	9/28/2011	1.000%	1.000%	3,000,000	3,000,000.00	250.00	2,985,937.50	(14,062.50)

**MIAMI-DADE COUNTY**  
**REPORT WRITER**  
**AS OF DATE: June 30, 2011**  
**SORTING ORDER: FUND ICC#**

INVSMT NUMBER	CUSIP NUMBER	FUND NUMBER	DESCRIPTION	PURCHASE SET DATE	MATURITY DATE	CALL DATE	INTEREST RATE	YTM TRADING	SCHEDULED PAR VALUE	CURRENT BOOK VALUE	PERIOD-END INTEREST ACCRL	MARKET VALUE	UNREALIZED GAIN/LOSS
147495	313374JP6	109	FHLB - BULLET	6/30/2011	6/29/2012		0.250%	0.264%	5,000,000	4,999,300.00	34.72	4,995,312.50	(3,987.50)
147253	313374AY6	109	FHLB STEP UP	6/30/2011	6/30/2012	9/30/2011	1.000%	1.000%	3,000,000	3,000,000.00	83.33	2,988,750.00	(11,250.00)
140484	3133XXTU1	109	FHLB - BULLET	4/14/2010	7/12/2012		1.260%	1.280%	3,760,000	3,758,898.41	22,240.40	3,795,250.00	36,351.59
136702	31398AYM8	109	FNMA - BULLET	8/28/2009	8/10/2012		1.750%	1.815%	4,000,000	3,996,231.69	27,416.67	4,062,500.00	66,268.31
140514	3133XY2J3	109	FHLB - BULLET	4/16/2010	8/27/2012		1.300%	1.300%	5,000,000	5,000,000.00	22,388.89	5,057,812.50	57,812.50
141780	3133XYUR4	109	FHLB - BULLET	6/30/2010	8/30/2012		1.050%	1.050%	2,000,000	2,000,000.00	58.33	2,016,250.00	16,250.00
143128	31331JN25	109	FFCB - BULLET	9/28/2010	9/28/2012		0.550%	0.550%	6,000,000	6,000,000.00	8,525.00	6,013,125.00	13,125.00
140703	3133XY5B7	109	FHLB - BULLET	4/29/2010	10/29/2012		1.450%	1.460%	8,000,000	7,998,800.88	19,977.78	8,112,500.00	113,699.12
146341	31398A4T6	109	FNMA - BULLET	4/1/2011	10/30/2012		0.500%	0.659%	1,000,000	997,629.76	847.22	1,001,562.50	3,932.74
146168	3134G1WT7	109	FHLMC - BULLET	3/24/2011	11/26/2012		0.515%	0.590%	3,500,000	3,496,081.77	1,752.43	3,506,562.50	10,480.73
147046	31331KMM9	109	FFCB - BULLET	6/3/2011	12/3/2012		0.350%	0.350%	3,000,000	3,000,000.00	816.67	2,998,125.00	(1,875.00)
139776	3137EACG2	109	FHLMC - BULLET	3/4/2010	1/9/2013		1.375%	1.461%	2,000,000	1,996,637.24	13,138.89	2,029,375.00	32,737.76
145184	31331KAE0	109	FFCB - BULLET	1/21/2011	2/19/2013		0.750%	0.750%	3,400,000	3,400,000.00	9,350.00	3,417,000.00	17,000.00
134044	31331GRG6	109	FFCB - BULLET	3/26/2009	3/26/2013		2.500%	2.511%	10,000,000	9,998,001.37	65,972.22	10,350,000.00	351,998.63
134872	31331GVD8	109	FFCB - BULLET	5/8/2009	4/8/2013		2.200%	2.251%	5,000,000	4,995,153.74	25,361.11	5,151,562.50	156,408.76
143533	313371DG8	109	FHLB STEP UP	10/28/2010	4/28/2013	7/28/2011	1.000%	1.000%	2,000,000	2,000,000.00	3,500.00	2,001,250.00	1,250.00
140486	31398AJ94	109	FNMA - BULLET	4/15/2010	5/7/2013		1.750%	1.780%	5,000,000	4,997,094.37	13,125.00	5,112,500.00	115,405.63
147201	3133745V8	109	FHLB - BULLET	6/21/2011	6/21/2013		0.500%	0.500%	2,000,000	2,000,000.00	277.78	1,999,375.00	(625.00)
147493	3134G2NB4	109	FHLMC STEP UP	6/30/2011	6/30/2013	9/30/2011	1.375%	1.605%	1,715,000	1,707,282.50	65.50	1,699,993.75	(7,288.75)
143646	31331JT29	109	FFCB C I	10/25/2010	7/25/2013	7/20/2011	0.730%	0.730%	3,400,000	3,400,000.00	10,755.33	3,400,000.00	0.00
143810	31331JT29	109	FFCB C I	10/26/2010	7/25/2013	7/20/2011	0.730%	0.753%	6,000,000	5,996,593.97	18,980.00	6,000,000.00	3,406.03
142584	31331JYN7	109	FFCB C I	8/23/2010	8/19/2013	8/19/2011	0.970%	0.970%	8,000,000	8,000,000.00	28,453.33	8,007,500.00	7,500.00
142510	3136FPBJ5	109	FNMA C I	8/26/2010	8/26/2013	8/26/2011	1.050%	1.050%	2,000,000	2,000,000.00	7,291.67	2,002,500.00	2,500.00
143132	313370TH1	109	FHLB C I	9/22/2010	9/9/2013	9/9/2011	1.000%	1.000%	2,000,000	2,000,000.00	6,222.22	2,002,500.00	2,500.00
143221	313370TH1	109	FHLB C I	9/27/2010	9/9/2013	9/9/2011	1.000%	1.000%	4,190,000	4,190,000.00	13,035.56	4,195,237.50	5,237.50
143127	3136FPMZ7	109	FNMA C I	10/7/2010	10/7/2013	10/7/2011	1.050%	1.050%	3,000,000	3,000,000.00	7,350.00	3,004,687.50	4,687.50
143811	31331JV67	109	FFCB C I	10/26/2010	10/25/2013	10/25/2011	0.840%	0.840%	7,000,000	7,000,000.00	10,780.00	7,015,312.50	15,312.50
144190	31331JY64	109	FFCB - BULLET	11/17/2010	11/4/2013		0.700%	0.854%	2,000,000	1,992,404.43	2,216.67	2,001,250.00	8,845.57
147344	31331KPD6	109	FFCB - BULLET	6/20/2011	11/20/2013		0.625%	0.625%	1,500,000	1,500,000.00	286.46	1,497,656.25	(2,343.75)
143476	3136FPQV2	109	FNMA C I	10/28/2010	1/28/2014	10/28/2011	1.000%	1.000%	3,000,000	3,000,000.00	12,750.00	3,005,625.00	5,625.00
139792	31331JGC1	109	FFCB - BULLET	3/5/2010	3/5/2014		2.125%	2.134%	5,000,000	4,998,688.39	34,236.11	5,167,187.50	168,499.11
140005	31331JGC1	109	FFCB - BULLET	3/11/2010	3/5/2014		2.125%	2.257%	3,000,000	2,988,711.34	20,541.67	3,100,312.50	111,601.16
147159	313373ZB1	109	FHLB C I	6/13/2011	3/13/2014	6/13/2012	1.000%	1.000%	1,775,000	1,775,000.00	887.50	1,778,882.81	3,882.81
146360	31331KGN4	109	FFCB - BULLET	4/7/2011	4/7/2014		1.400%	1.426%	3,000,000	2,997,750.00	9,800.00	3,044,062.50	46,312.50
143657	3136FPSH1	109	FNMA C I	10/25/2010	4/25/2014	10/25/2011	1.000%	1.000%	4,100,000	4,100,000.00	7,516.67	4,098,718.75	(1,281.25)
143802	3136FPSH1	109	FNMA C I	10/25/2010	4/25/2014	10/25/2011	1.000%	1.000%	5,000,000	5,000,000.00	9,166.67	4,998,437.50	(1,562.50)
147249	31331KNT3	109	FFCB C I	6/13/2011	6/13/2014	12/13/2011	1.080%	1.080%	2,000,000	2,000,000.00	1,080.00	1,994,375.00	(5,625.00)
137128	31331GS42	109	FFCB C I	9/22/2009	9/22/2014	9/22/2011	3.000%	3.005%	1,000,000	999,824.89	8,250.00	1,006,562.50	6,737.61
143538	313371B47	109	FHLB C I	10/8/2010	10/6/2014	7/18/2011	1.400%	1.400%	6,000,000	6,000,000.00	19,833.33	6,000,000.00	0.00
140013	3133XWX95	109	FHLB - BULLET	3/12/2010	3/13/2015		2.750%	2.754%	9,995,000	9,993,003.19	82,458.75	10,432,281.25	439,278.06
140014	3133XWX95	109	FHLB - BULLET	3/12/2010	3/13/2015		2.750%	2.750%	10,000,000	10,000,000.00	82,500.00	10,437,500.00	437,500.00
144197	31331JW25	109	FFCB C I	11/18/2010	4/28/2015	7/18/2011	1.500%	1.570%	6,500,000	6,482,447.60	17,062.50	6,497,968.75	15,521.15
142632	3136FPCE5	109	FNMA C I	8/25/2010	8/25/2015	8/25/2011	1.750%	1.750%	2,340,000	2,340,000.00	14,332.50	2,337,075.00	(2,925.00)
		<b>109 Total</b>							<b>876,364,019</b>	<b>875,683,593.95</b>	<b>1,376,618.19</b>	<b>878,768,666.18</b>	<b>2,783,100.91</b>
146593	9127952Z3	117	TREASURY BILLS	4/26/2011	7/14/2011		0.045%	0.045%	1,607,000	1,606,841.31	132.58	1,607,000.00	26.11
		<b>117 Total</b>							<b>1,607,000</b>	<b>1,606,841.31</b>	<b>132.58</b>	<b>1,607,000.00</b>	<b>26.11</b>
145212	313384JJ9	154	FHLB D N	1/20/2011	7/20/2011		0.200%	0.200%	7,244,000	7,236,715.76	6,519.60	7,243,923.54	688.18
		<b>154 Total</b>							<b>7,244,000</b>	<b>7,236,715.76</b>	<b>6,519.60</b>	<b>7,243,923.54</b>	<b>688.18</b>
147517	WACHOVIA8	300	WACHOVIA INT BEARING	6/1/2011	7/1/2011		0.148%	0.148%	4,505,720	4,505,719.62	555.45	4,505,719.62	0.00
143914	31398A5B4	300	FNMA C I	11/1/2010	11/1/2012	11/1/2011	0.550%	0.550%	1,000,000	1,000,000.00	916.67	1,000,937.50	937.50
		<b>300 Total</b>							<b>5,505,720</b>	<b>5,505,719.62</b>	<b>1,472.12</b>	<b>5,506,657.12</b>	<b>937.50</b>
147516	WACHOVIA8	411	WACHOVIA INT BEARING	6/1/2011	7/1/2011		0.148%	0.148%	20,774,861	20,774,861.07	2,561.07	20,774,861.07	0.00
142356	313396HT3	411	FHLMC D N	8/5/2010	7/5/2011		0.330%	0.331%	15,000,000	14,954,075.00	45,375.00	14,999,966.67	516.67
147332	313384JA8	411	FHLB D N	6/20/2011	7/12/2011		0.010%	0.010%	8,478,000	8,477,948.19	25.91	8,477,948.19	(25.91)
147330	313384JB6	411	FHLB D N	6/20/2011	7/13/2011		0.030%	0.030%	1,000,000	999,980.83	9.17	999,993.33	3.33
147447	313384JB6	411	FHLB D N	6/28/2011	7/13/2011		0.001%	0.001%	30,000,000	29,999,987.50	2.50	29,999,800.00	(190.00)

**MIAMI-DADE COUNTY**  
**REPORT WRITER**  
**AS OF DATE: June 30, 2011**  
**SORTING ORDER: FUND ICC#**

INVSMT NUMBER	CUSIP NUMBER	FUND NUMBER	DESCRIPTION	PURCHASE SET DATE	MATURITY DATE	CALL DATE	INTEREST RATE	YTM TRADING	SCHEDULED PAR VALUE	CURRENT BOOK VALUE	PERIOD-END INTEREST ACCRL	MARKET VALUE	UNREALIZED GAIN/LOSS
146515	9127952Z3	411	TREASURY BILLS	4/15/2011	7/14/2011		0.070%	0.070%	5,000,000	4,999,125.00	748.61	5,000,000.00	126.39
147328	313396JD6	411	FHLMC D N	6/20/2011	7/15/2011		0.040%	0.040%	2,450,000	2,449,931.94	29.95	2,449,980.94	19.05
147329	313396JG9	411	FHLMC D N	6/20/2011	7/18/2011		0.040%	0.040%	2,200,000	2,199,931.56	26.89	2,199,979.22	20.77
147389	313312JL5	411	FFCB D N	6/27/2011	7/22/2011		0.010%	0.010%	10,000,000	9,999,930.56	11.11	9,999,883.33	(58.34)
147384	313384JL4	411	FHLB D N	6/29/2011	7/22/2011		0.010%	0.010%	30,000,000	29,999,808.33	16.67	29,999,650.00	(175.00)
147331	313396JP9	411	FHLMC D N	6/20/2011	7/25/2011		0.030%	0.030%	7,086,000	7,085,793.33	64.95	7,085,905.52	47.24
147390	313588JP1	411	FNMA D N	6/27/2011	7/25/2011		0.015%	0.015%	1,175,000	1,174,986.29	1.96	1,174,984.33	(3.92)
147428	313588JP1	411	FNMA D N	6/27/2011	7/25/2011		0.020%	0.020%	3,000,000	2,999,953.33	6.67	2,999,960.00	0.00
146900	313384KH1	411	FHLB D N	5/19/2011	8/12/2011		0.060%	0.060%	1,000,000	999,858.33	71.67	999,976.67	46.67
142629	313370PP7	411	FHLB STEP UP	8/25/2010	8/25/2011	8/25/2011	1.050%	1.050%	4,600,000	4,600,000.00	16,905.00	4,607,187.50	7,187.50
144322	9127952A8	411	TREASURY BILLS	11/24/2010	8/25/2011		0.215%	0.215%	5,000,000	4,991,818.06	6,539.58	5,000,000.00	1,642.36
146036	313312LA6	411	FFCB D N	3/15/2011	8/29/2011		0.140%	0.140%	10,000,000	9,993,505.56	4,200.00	9,999,672.22	1,966.66
143363	313396LA9	411	FHLMC D N	10/4/2010	8/29/2011		0.270%	0.271%	2,520,000	2,513,781.90	5,103.00	2,519,917.40	1,032.50
143760	313312LD0	411	FFCB D N	10/21/2010	9/1/2011		0.250%	0.251%	3,000,000	2,993,437.50	5,270.83	2,999,896.67	1,188.34
145986	313312LM0	411	FFCB D N	3/9/2011	9/9/2011		0.170%	0.170%	490,000	489,574.24	263.79	489,980.94	142.91
146213	313312LZ1	411	FFCB D N	3/24/2011	9/21/2011		0.160%	0.160%	5,000,000	4,995,977.78	2,200.00	4,999,772.22	1,594.44
143474	313396MM2	411	FHLMC D N	10/6/2010	10/3/2011		0.260%	0.261%	30,000,000	29,921,566.67	58,066.66	29,997,650.00	18,016.67
143724	313384MR7	411	FHLB D N	10/19/2010	10/7/2011		0.250%	0.251%	5,000,000	4,987,743.06	8,854.16	4,999,591.67	2,994.45
143723	313384MW6	411	FHLB D N	10/19/2010	10/12/2011		0.250%	0.251%	4,500,000	4,488,812.50	7,968.75	4,499,613.75	2,832.50
143781	313371HG4	411	FHLB - BULLET	10/27/2010	10/27/2011		0.300%	0.300%	10,000,000	10,000,000.00	5,333.33	10,006,250.00	6,250.00
144320	313312NZ9	411	FFCB D N	11/24/2010	11/8/2011		0.260%	0.261%	6,000,000	5,984,876.67	9,490.00	5,998,916.67	4,550.00
144191	313371P26	411	FHLB C I	11/23/2010	11/23/2011	11/23/2011	0.300%	0.320%	10,000,000	9,998,997.26	3,166.67	10,009,375.00	10,377.74
144274	313371TY2	411	FHLB - BULLET	11/29/2010	11/29/2011		0.300%	0.300%	3,000,000	3,000,000.00	800.00	3,002,812.50	2,812.50
144465	313371YZ3	411	FHLB - BULLET	12/2/2010	12/2/2011		0.350%	0.350%	3,125,000	3,125,000.00	881.08	3,127,929.69	2,929.69
146071	3133732G6	411	FHLB - BULLET	3/21/2011	12/21/2011		0.190%	0.210%	10,000,000	10,017,500.00	24,277.78	10,003,125.00	4,625.00
144786	313312QW3	411	FFCB D N	12/23/2010	12/23/2011		0.330%	0.331%	5,000,000	4,983,270.83	8,708.34	4,998,298.61	6,319.44
138856	912828ML1	411	TREASURY NOTES	12/31/2009	12/31/2011		1.000%	1.135%	5,000,000	4,996,670.59	135.87	5,021,500.00	24,829.41
133230	31331GKY4	411	FFCB - BULLET	2/5/2009	1/17/2012		2.000%	2.220%	5,000,000	4,989,421.57	45,555.56	5,048,437.50	59,015.93
133012	3133XSWM6	411	FHLB - BULLET	1/23/2009	1/23/2012		2.100%	2.100%	5,000,000	5,000,000.00	46,083.33	5,051,562.50	51,562.50
140516	31331JKR3	411	FFCB - BULLET	4/16/2010	4/16/2012		1.200%	1.200%	2,500,000	2,500,000.00	6,250.00	2,517,968.75	17,968.75
134598	3133XTL87	411	FHLB - BULLET	4/27/2009	4/27/2012		1.850%	1.867%	2,000,000	1,999,666.97	6,577.78	2,025,000.00	25,333.03
146613	31331KJP6	411	FFCB - BULLET	5/2/2011	5/2/2012		0.260%	0.274%	2,102,000	2,101,705.72	895.69	2,101,343.13	(362.60)
134818	31331GVL0	411	FFCB - BULLET	5/7/2009	5/7/2012		1.875%	1.875%	5,000,000	5,000,000.00	14,062.50	5,067,187.50	67,187.50
142543	3134G1RL0	411	FHLMC STEP UP	8/25/2010	8/25/2012	8/25/2011	1.250%	1.250%	4,602,000	4,602,000.00	20,133.75	4,610,628.75	8,628.75
144112	31331JZ71	411	FFCB C I	11/9/2010	11/8/2012	7/18/2011	0.440%	0.478%	3,000,000	2,998,307.88	1,943.33	3,000,000.00	1,692.12
144161	31331J2K8	411	FFCB C I	11/16/2010	11/16/2012	7/18/2011	0.550%	0.616%	3,000,000	2,997,071.00	2,062.50	3,000,000.00	2,929.00
134050	31331GRG6	411	FFCB - BULLET	3/26/2009	3/26/2013		2.500%	2.511%	5,000,000	4,999,000.69	32,986.11	5,175,000.00	175,999.31
134878	31331GVD8	411	FFCB - BULLET	5/8/2009	4/8/2013		2.200%	2.251%	5,000,000	4,995,153.74	25,361.11	5,151,562.50	156,408.76
143129	31331JL84	411	FFCB - BULLET	9/24/2010	9/24/2013		0.920%	0.920%	5,000,000	5,000,000.00	12,394.44	5,029,687.50	29,687.50
143205	31331JC43	411	FFCB C I	9/24/2010	9/2/2014	7/20/2011	1.450%	1.456%	5,385,000	5,383,803.44	25,810.60	5,386,682.81	2,879.37
142439	3134G1RA4	411	FHLMC C I	8/25/2010	8/25/2015	8/25/2011	2.125%	2.125%	6,406,000	6,406,000.00	47,644.63	6,426,018.75	20,018.75
144275	3136FPA98	411	FNMA C I	12/15/2010	12/15/2015	7/18/2011	2.120%	2.120%	1,700,000	1,700,000.00	1,601.78	1,701,062.50	1,062.50
		<b>411 Total</b>							<b>320,093,861</b>	<b>319,870,834.89</b>	<b>506,480.08</b>	<b>320,736,521.30</b>	<b>721,630.23</b>
145641	313588KF1	414	FNMA D N	2/15/2011	8/10/2011		0.175%	0.175%	56,602	56,553.57	37.42	56,600.74	9.75
145642	313588KF1	414	FNMA D N	2/15/2011	8/10/2011		0.175%	0.175%	28,398	28,373.70	18.78	28,397.37	4.89
146054	313588LT0	414	FNMA D N	3/15/2011	9/15/2011		0.140%	0.140%	214,635	214,481.42	90.14	214,625.94	54.38
146055	313588LT0	414	FNMA D N	3/15/2011	9/15/2011		0.140%	0.140%	160,365	160,250.25	67.35	160,358.23	40.63
146254	313396ME0	414	FHLMC D N	3/29/2011	9/26/2011		0.171%	0.171%	380,463	380,135.90	169.88	380,444.61	138.83
146255	313396ME0	414	FHLMC D N	3/29/2011	9/26/2011		0.171%	0.171%	958,537	957,712.90	427.99	958,490.67	349.78
146348	313588MG7	414	FNMA D N	4/1/2011	9/28/2011		0.175%	0.175%	1,055,560	1,054,636.39	466.94	1,055,507.81	404.48
146349	313588MG7	414	FNMA D N	4/1/2011	9/28/2011		0.175%	0.175%	395,440	395,093.99	174.93	395,420.45	151.53
146519	313588MV4	414	FNMA D N	4/15/2011	10/11/2011		0.140%	0.140%	110,000	109,923.43	32.94	109,990.65	34.28
146827	313588PA7	414	FNMA D N	5/13/2011	11/9/2011		0.095%	0.095%	7,098	7,094.63	0.92	7,096.71	1.16
146828	313588PA7	414	FNMA D N	5/13/2011	11/9/2011		0.095%	0.095%	7,902	7,898.25	1.02	7,900.56	1.29
147141	313396PV9	414	FHLMC D N	6/1/2011	11/28/2011		0.120%	0.120%	888,558	888,024.87	88.86	888,298.84	185.11
147142	313396PV9	414	FHLMC D N	6/1/2011	11/28/2011		0.120%	0.120%	618,442	618,070.93	61.85	618,261.62	128.84

**MIAMI-DADE COUNTY**  
**REPORT WRITER**  
**AS OF DATE: June 30, 2011**  
**SORTING ORDER: FUND ICC#**

INVSMT NUMBER	CUSIP NUMBER	FUND NUMBER	DESCRIPTION	PURCHASE SET DATE	MATURITY DATE	CALL DATE	INTEREST RATE	YTM TRADING	SCHEDULED PAR VALUE	CURRENT BOOK VALUE	PERIOD-END INTEREST ACCRL	MARKET VALUE	UNREALIZED GAIN/LOSS
147286	313396QL0	414	FHLMC D N	6/15/2011	12/13/2011		0.120%	0.120%	58,422	58,386.75	3.12	58,403.26	13.39
147287	313396QL0	414	FHLMC D N	6/15/2011	12/13/2011		0.120%	0.120%	473,572	473,286.28	25.26	473,420.06	108.52
147288	313396QL0	414	FHLMC D N	6/15/2011	12/13/2011		0.120%	0.120%	14,194	14,185.44	0.76	14,189.45	3.25
147289	313396QL0	414	FHLMC D N	6/15/2011	12/13/2011		0.120%	0.120%	55,124	55,090.74	2.94	55,106.31	12.63
147290	313396QL0	414	FHLMC D N	6/15/2011	12/13/2011		0.120%	0.120%	72,694	72,650.14	3.88	72,670.68	16.66
147291	313396QL0	414	FHLMC D N	6/15/2011	12/13/2011		0.120%	0.120%	820,822	820,326.77	43.78	820,558.65	188.10
147292	313396QL0	414	FHLMC D N	6/15/2011	12/13/2011		0.120%	0.120%	96,172	96,113.98	5.13	96,141.14	22.03
147243	9127952T7	414	TREASURY BILLS	6/13/2011	12/15/2011		0.092%	0.092%	97,847	97,800.74	4.50	97,807.86	2.62
147244	9127952T7	414	TREASURY BILLS	6/13/2011	12/15/2011		0.092%	0.092%	801,647	801,268.00	36.88	801,326.34	21.46
147245	9127952T7	414	TREASURY BILLS	6/13/2011	12/15/2011		0.092%	0.092%	497,625	497,389.73	22.89	497,425.95	13.33
147246	9127952T7	414	TREASURY BILLS	6/13/2011	12/15/2011		0.092%	0.092%	377,613	377,434.47	17.37	377,461.95	10.11
147247	9127952T7	414	TREASURY BILLS	6/13/2011	12/15/2011		0.092%	0.092%	220,466	220,361.77	10.14	220,377.81	5.90
147248	9127952T7	414	TREASURY BILLS	6/13/2011	12/15/2011		0.092%	0.092%	202,802	202,706.12	9.33	202,720.88	5.43
147527	313396RA3	414	FHLMC D N	6/30/2011	12/27/2011		0.115%	0.115%	703,630	703,225.41	2.25	703,385.10	157.44
147528	313396RA3	414	FHLMC D N	6/30/2011	12/27/2011		0.115%	0.115%	630,370	630,007.54	2.01	630,150.60	141.05
<b>414 Total</b>									<b>10,005,000</b>	<b>9,998,484.11</b>	<b>1,829.26</b>	<b>10,002,540.24</b>	<b>2,226.87</b>
138220	NOWCITYN3	500	NOW CITY NATL CHALK	11/17/2009	10/21/2011		0.100%	0.100%	2,675	2,675.00	4.39	2,675.00	0.00
132269	NOWCITYN3	500	NOW CITY NATL CHALKS	12/4/2008	10/21/2011		0.200%	0.200%	2,675	2,675.00	13.95	2,675.00	0.00
132272	NOWCITYN3	500	NOW CITY NATL CHALKS	12/5/2008	10/21/2011		0.200%	0.200%	13,375	13,375.00	69.70	13,375.00	0.00
133231	NOWCITYN3	500	NOW CITY NATL CHALKS	2/5/2009	10/21/2011		0.200%	0.200%	2,675	2,675.00	13.02	2,675.00	0.00
133441	NOWCITYN3	500	NOW CITY NATL CHALKS	2/18/2009	10/21/2011		0.200%	0.200%	2,675	2,675.00	12.83	2,675.00	0.00
133815	NOWCITYN3	500	NOW CITY NATL CHALKS	3/12/2009	10/21/2011		0.200%	0.200%	2,675	2,675.00	12.50	2,675.00	0.00
134420	NOWCITYN3	500	NOW CITY NATL CHALKS	4/13/2009	10/21/2011		0.200%	0.200%	2,675	2,675.00	12.02	2,675.00	0.00
135167	NOWCITYN3	500	NOW CITY NATL CHALKS	5/14/2009	10/21/2011		0.100%	0.100%	2,675	2,675.00	5.78	2,675.00	0.00
135557	NOWCITYN3	500	NOW CITY NATL Chalks	6/12/2009	10/21/2011		0.100%	0.100%	2,675	2,675.00	5.57	2,675.00	0.00
136057	NOWCITYN3	500	NOW CITY NATL Chalks	7/14/2009	10/21/2011		0.100%	0.100%	2,675	2,675.00	5.33	2,675.00	0.00
136522	NOWCITYN3	500	NOW CITY NATL CHALKS	8/6/2009	10/21/2011		0.100%	0.100%	2,675	2,675.00	5.16	2,675.00	0.00
136540	NOWCITYN3	500	NOW CITY NATL CHALKS	6/26/2008	10/21/2011		0.100%	0.100%	10,700	10,700.00	32.69	10,700.00	0.00
136541	NOWCITYN3	500	NOW CITY NATL CHALKS	8/14/2008	10/21/2011		0.100%	0.100%	2,675	2,675.00	7.81	2,675.00	0.00
136542	NOWCITYN3	500	NOW CITY NATL CHALKS	9/9/2008	10/21/2011		0.100%	0.100%	2,675	2,675.00	7.62	2,675.00	0.00
136543	NOWCITYN3	500	NOW CITY NATL CHALKS	10/3/2008	10/21/2011		0.100%	0.100%	2,675	2,675.00	7.44	2,675.00	0.00
136544	NOWCITYN3	500	NOW CITY NATL CHALKS	11/6/2008	10/21/2011		0.100%	0.100%	2,675	2,675.00	7.19	2,675.00	0.00
137024	NOWCITYN3	500	NOW CITY NATL CHALKS	9/14/2009	10/21/2011		0.100%	0.100%	2,675	2,675.00	4.87	2,675.00	0.00
137666	NOWCITYN3	500	NOW CITY NATL CHALKS	10/19/2009	10/21/2011		0.100%	0.100%	2,675	2,675.00	4.61	2,675.00	0.00
138653	NOWCITYN3	500	NOW CITY NATL Chalks	12/10/2009	10/21/2011		0.100%	0.100%	2,675	2,675.00	4.22	2,675.00	0.00
139237	NOWCITYN3	500	NOW CITY NATL Chalks	1/25/2010	10/21/2011		0.100%	0.100%	2,675	2,675.00	3.88	2,675.00	0.00
139667	NOWCITYN3	500	NOW CITY NATL Chalks	2/23/2010	10/21/2011		0.100%	0.100%	2,675	2,675.00	3.66	2,675.00	0.00
140570	NOWCITYN3	500	NOW CITY NATL Chalks	4/19/2010	10/21/2011		0.100%	0.100%	5,350	5,350.00	6.51	5,350.00	0.00
141393	NOWCITYN3	500	NOW CITY NATL Chalks	6/1/2010	10/21/2011		0.100%	0.100%	2,675	2,675.00	2.94	2,675.00	0.00
141661	NOWCITYN3	500	NOW CITY NATL CHALKS	6/21/2010	10/21/2011		0.100%	0.100%	2,675	2,675.00	2.79	2,675.00	0.00
142817	NOWCITYN3	500	NOW CITY NATL CHALKS	8/11/2010	10/21/2011		0.100%	0.100%	2,675	2,675.00	2.41	2,675.00	0.00
143154	NOWCITYN3	500	NOW CITY NATL CHALKS	9/20/2010	10/21/2011		0.100%	0.100%	2,675	2,675.00	2.11	2,675.00	0.00
143365	NOWCITYN3	500	NOW CITY NATL CHALKS	10/4/2010	10/21/2011		0.100%	0.100%	2,675	2,675.00	2.01	2,675.00	0.00
144324	NOWCITYN3	500	NOW CITY NATL CHALKS	11/24/2010	10/21/2011		0.100%	0.100%	2,675	2,675.00	1.63	2,675.00	0.00
137325	NOWCITYN3	500	NOW CITY NATL Fideli	9/30/2009	10/21/2011		0.100%	0.100%	142,430	142,429.54	252.81	142,429.54	0.00
136538	NOWCITYN3	500	NOW CITY NATL MTGE E	8/17/2005	10/21/2011		0.100%	0.100%	71,657	71,657.36	426.76	71,657.36	0.00
136536	NOWCITYN3	500	NOW CITY NATL PEDRO	7/13/1998	10/21/2011		0.100%	0.100%	10,490	10,490.41	138.01	10,490.41	0.00
136537	NOWCITYN3	500	NOW CITY NATL SOHOTA	8/26/1999	10/21/2011		0.100%	0.100%	5,000	5,000.00	60.10	5,000.00	0.00
<b>500 Total</b>									<b>325,877</b>	<b>325,877.31</b>	<b>1,142.32</b>	<b>325,877.31</b>	<b>0.00</b>
146768	313396KW2	511	FHLMC D N	5/6/2011	8/25/2011		0.040%	0.040%	2,000,000	1,999,753.33	124.45	1,999,938.89	61.11
<b>511 Total</b>									<b>2,000,000</b>	<b>1,999,753.33</b>	<b>124.45</b>	<b>1,999,938.89</b>	<b>61.11</b>
146769	313396KW2	522	FHLMC D N	5/6/2011	8/25/2011		0.040%	0.040%	700,000	699,913.67	43.55	699,978.61	21.39
<b>522 Total</b>									<b>700,000</b>	<b>699,913.67</b>	<b>43.55</b>	<b>699,978.61</b>	<b>21.39</b>
147520	WACHOVIA8	700	WACHOVIA INT BEARING	6/22/2011	7/1/2011		0.136%	0.136%	2,033,761	2,033,761.45	69.14	2,033,761.45	0.00
147521	WACHOVIA8	700	WACHOVIA INT BEARING	6/23/2011	7/1/2011		0.136%	0.136%	6,000,000	6,000,000.00	181.32	6,000,000.00	0.00
<b>700 Total</b>									<b>8,033,761</b>	<b>8,033,761.45</b>	<b>250.46</b>	<b>8,033,761.45</b>	<b>0.00</b>

**MIAMI-DADE COUNTY**  
**REPORT WRITER**  
**AS OF DATE: June 30, 2011**  
**SORTING ORDER: FUND ICC#**

INVSMT NUMBER	CUSIP NUMBER	FUND NUMBER	DESCRIPTION	PURCHASE SET DATE	MATURITY DATE	CALL DATE	INTEREST RATE	YTM TRADING	SCHEDULED PAR VALUE	CURRENT BOOK VALUE	PERIOD-END INTEREST ACCRL	MARKET VALUE	UNREALIZED GAIN/LOSS
147558	825252869	712	AIM MONEY MARKET - D	6/1/2011	7/1/2011		0.020%	0.020%	928,000	928,000.00	15.32	928,000.00	0.00
147559	825252869	712	AIM MONEY MARKET - D	6/23/2011	7/1/2011		0.020%	0.020%	2,544,000	2,544,000.00	11.20	2,544,000.00	0.00
147183	313396HT3	712	FHLMC D N	6/6/2011	7/5/2011		0.055%	0.055%	600,800	600,773.38	22.95	600,798.66	2.33
147346	313384HU6	712	FHLB D N	6/21/2011	7/6/2011		0.010%	0.010%	5,062,000	5,061,978.91	14.06	5,061,985.94	(7.03)
146196	313588HU2	712	FNMA D N	3/24/2011	7/6/2011		0.120%	0.120%	5,000,000	4,998,266.67	1,650.00	4,999,986.11	69.44
146245	313588HU2	712	FNMA D N	3/28/2011	7/6/2011		0.120%	0.120%	2,463,300	2,462,478.90	780.05	2,463,293.16	34.21
146306	313588HV0	712	FNMA D N	3/31/2011	7/7/2011		0.126%	0.126%	1,002,000	1,001,656.31	322.65	1,001,996.66	17.70
146487	313396HZ9	712	FHLMC D N	4/13/2011	7/11/2011		0.070%	0.070%	2,887,000	2,886,500.39	443.47	2,886,983.96	40.10
146760	313396HZ9	712	FHLMC D N	5/5/2011	7/11/2011		0.040%	0.040%	589,000	588,956.15	37.31	588,996.73	3.27
147150	313396JA2	712	FHLMC D N	6/2/2011	7/12/2011		0.055%	0.055%	3,966,900	3,966,657.58	175.75	3,966,875.76	42.43
146886	313384JC4	712	FHLB D N	5/19/2011	7/14/2011		0.040%	0.040%	4,000,000	3,999,751.11	191.11	3,999,971.11	28.89
146507	9127952Z3	712	TREASURY BILLS	4/14/2011	7/14/2011		0.053%	0.053%	3,000,000	2,999,601.88	341.25	3,000,000.00	56.87
147321	313312JH4	712	FFCB D N	6/16/2011	7/19/2011		0.030%	0.030%	5,000,000	4,999,862.50	62.50	4,999,950.00	25.00
146974	313384JJ9	712	FHLB D N	5/25/2011	7/20/2011		0.050%	0.050%	7,449,000	7,448,420.63	382.80	7,448,921.37	117.94
146508	313396JK0	712	FHLMC D N	4/14/2011	7/21/2011		0.070%	0.070%	4,823,000	4,822,080.95	731.49	4,822,946.41	133.97
147224	313396JK0	712	FHLMC D N	6/8/2011	7/21/2011		0.050%	0.050%	1,302,000	1,301,922.24	41.59	1,301,985.53	21.70
147241	313384JL4	712	FHLB D N	6/10/2011	7/22/2011		0.060%	0.060%	144,000	143,989.92	5.04	143,998.32	3.36
147008	313588JP1	712	FNMA D N	5/27/2011	7/25/2011		0.060%	0.060%	1,402,000	1,401,862.14	81.78	1,401,981.31	37.39
146934	313396JQ7	712	FHLMC D N	5/23/2011	7/26/2011		0.040%	0.040%	3,348,000	3,347,761.92	145.08	3,347,953.50	46.50
147313	313384JR1	712	FHLB D N	6/16/2011	7/27/2011		0.080%	0.080%	200,000	199,981.78	6.67	199,997.11	8.66
146367	313588JW6	712	FNMA D N	4/4/2011	8/1/2011		0.125%	0.125%	4,395,000	4,393,184.01	1,342.92	4,394,924.31	397.38
147178	313396KD4	712	FHLMC D N	6/3/2011	8/8/2011		0.070%	0.070%	5,402,000	5,401,306.74	294.11	5,401,885.96	285.11
147368	313588KF1	712	FNMA D N	6/23/2011	8/10/2011		0.011%	0.011%	407,100	407,094.03	1.00	407,090.95	(4.08)
146506	9127953D1	712	TREASURY BILLS	4/14/2011	8/11/2011		0.066%	0.066%	3,000,000	2,999,345.50	429.00	3,000,000.00	225.50
146887	313384KH1	712	FHLB D N	5/19/2011	8/12/2011		0.060%	0.060%	4,244,000	4,243,398.77	304.15	4,243,900.97	198.05
146534	313312KL3	712	FFCB D N	4/15/2011	8/15/2011		0.100%	0.100%	7,311,000	7,308,522.38	1,563.74	7,310,817.23	731.11
146368	313396KN2	712	FHLMC D N	4/4/2011	8/17/2011		0.130%	0.130%	300,000	299,853.75	95.33	299,992.17	43.09
146455	313396KN2	712	FHLMC D N	4/7/2011	8/17/2011		0.115%	0.115%	3,000,000	2,998,735.00	814.58	2,999,921.67	372.09
147316	313588KT1	712	FNMA D N	6/16/2011	8/22/2011		0.060%	0.060%	4,300,000	4,299,519.83	107.50	4,299,875.78	248.45
147173	313384KV0	712	FHLB D N	6/3/2011	8/24/2011		0.080%	0.080%	600,000	599,890.67	37.33	599,982.00	54.00
146052	313588KV6	712	FNMA D N	3/15/2011	8/24/2011		0.150%	0.150%	2,002,000	2,000,648.65	900.90	2,001,939.94	390.39
146783	313396KW2	712	FHLMC D N	5/9/2011	8/25/2011		0.040%	0.040%	3,000,000	2,999,640.00	176.67	2,999,908.33	91.66
146352	9127952A8	712	TREASURY BILLS	4/1/2011	8/25/2011		0.145%	0.145%	1,000,000	999,411.94	366.53	1,000,000.00	221.53
147310	313384KX6	712	FHLB D N	6/16/2011	8/26/2011		0.075%	0.075%	1,146,000	1,145,830.49	35.81	1,145,964.35	98.05
146057	313312LA6	712	FFCB D N	3/16/2011	8/29/2011		0.140%	0.140%	17,000	16,989.03	7.07	16,999.44	3.34
146248	313312LU2	712	FFCB D N	3/28/2011	9/16/2011		0.155%	0.155%	548,000	547,594.18	224.14	547,976.56	158.24
146089	313312LX6	712	FFCB D N	3/17/2011	9/19/2011		0.145%	0.145%	4,997,500	4,993,756.04	2,133.65	4,997,277.89	1,388.20
146304	313312LY4	712	FFCB D N	3/31/2011	9/20/2011		0.160%	0.160%	2,000,000	1,998,462.22	817.78	1,999,910.00	630.00
146371	313312LY4	712	FFCB D N	4/4/2011	9/20/2011		0.155%	0.155%	646,100	645,629.87	244.80	646,070.93	196.26
146210	313312LZ1	712	FFCB D N	3/24/2011	9/21/2011		0.160%	0.160%	1,918,000	1,916,457.08	843.92	1,917,912.62	611.62
146084	313396LZ4	712	FHLMC D N	3/17/2011	9/21/2011		0.165%	0.165%	5,000,000	4,995,691.67	2,429.16	4,999,772.22	1,651.39
146112	313588MM4	712	FNMA D N	3/18/2011	10/3/2011		0.150%	0.150%	1,052,700	1,051,827.14	460.55	1,052,617.54	329.85
146452	313588MP7	712	FNMA D N	4/7/2011	10/5/2011		0.155%	0.155%	2,003,000	2,001,439.05	733.04	2,002,839.76	667.67
146784	313396NB5	712	FHLMC D N	5/9/2011	10/17/2011		0.085%	0.085%	3,000,000	2,998,859.58	375.42	2,999,730.00	495.00
146785	313588NT8	712	FNMA D N	5/9/2011	11/2/2011		0.095%	0.095%	2,207,000	2,205,969.15	308.67	2,206,619.91	342.09
146820	313312PG9	712	FFCB D N	5/12/2011	11/15/2011		0.090%	0.090%	1,700,000	1,699,205.25	212.50	1,699,676.53	258.78
146082	313312PN4	712	FFCB D N	3/17/2011	11/21/2011		0.165%	0.165%	6,000,000	5,993,152.50	2,915.00	5,998,808.33	2,740.83
144194	313371P26	712	FHLB C I	11/23/2010	11/23/2011	11/23/2011	0.300%	0.320%	1,000,000	999,899.73	316.67	1,000,937.50	1,037.77
146573	313396QT3	712	FHLMC D N	4/21/2011	12/20/2011		0.160%	0.160%	3,998,000	3,993,682.16	1,261.59	3,996,662.89	1,719.14
146602	313396QT3	712	FHLMC D N	4/26/2011	12/20/2011		0.160%	0.160%	1,529,000	1,527,382.66	448.51	1,528,488.63	657.46
146574	313396RQ8	712	FHLMC D N	4/21/2011	1/10/2012		0.160%	0.160%	3,000,000	2,996,480.00	946.67	2,998,391.67	965.00
144113	31331JZ71	712	FFCB C I	11/9/2010	11/8/2012	7/18/2011	0.440%	0.478%	1,000,000	999,435.96	647.78	1,000,000.00	564.04
<b>712 Total</b>									<b>137,434,400</b>	<b>137,382,798.39</b>	<b>27,258.56</b>	<b>137,427,517.72</b>	<b>18,451.74</b>
147561	825252869	713	AIM MONEY MARKET - D	6/1/2011	7/1/2011		0.020%	0.020%	6,174,828	6,174,828.15	101.95	6,174,828.15	0.00
147184	313396HT3	713	FHLMC D N	6/6/2011	7/5/2011		0.055%	0.055%	3,823,200	3,823,030.61	146.03	3,823,191.50	14.86
146307	313588HV0	713	FNMA D N	3/31/2011	7/7/2011		0.126%	0.126%	2,129,700	2,128,969.51	685.77	2,129,692.90	37.62



**MIAMI-DADE COUNTY**  
**REPORT WRITER**  
**AS OF DATE: June 30, 2011**  
**SORTING ORDER: FUND ICC#**

INVSMT NUMBER	CUSIP NUMBER	FUND NUMBER	DESCRIPTION	PURCHASE SET DATE	MATURITY DATE	CALL DATE	INTEREST RATE	YTM TRADING	SCHEDULED PAR VALUE	CURRENT BOOK VALUE	PERIOD-END INTEREST ACCRL	MARKET VALUE	UNREALIZED GAIN/LOSS
147151	313396JA2	713	FHLMC D N	6/2/2011	7/12/2011		0.055%	0.055%	1,558,100	1,558,004.78	69.03	1,558,090.48	16.67
147322	313312JH4	713	FFCB D N	6/16/2011	7/19/2011		0.030%	0.030%	1,463,000	1,462,959.77	18.29	1,462,985.37	7.31
146761	313384JJ9	713	FHLB D N	5/5/2011	7/20/2011		0.040%	0.040%	1,035,000	1,034,912.60	65.55	1,034,989.08	10.93
146954	313384JJ9	713	FHLB D N	5/24/2011	7/20/2011		0.050%	0.050%	296,000	295,976.57	15.62	295,996.88	4.69
147379	313396JJ3	713	FHLMC D N	6/24/2011	7/20/2011		0.020%	0.020%	380,200	380,194.51	1.48	380,195.99	0.00
147225	313396JK0	713	FHLMC D N	6/8/2011	7/21/2011		0.050%	0.050%	1,000,000	999,940.28	31.94	999,988.89	16.67
147392	313588JK2	713	FNMA D N	6/27/2011	7/21/2011		0.020%	0.020%	1,400,400	1,400,381.33	3.11	1,400,384.44	0.00
146660	313384JL4	713	FHLB D N	5/2/2011	7/22/2011		0.060%	0.060%	619,000	618,916.44	61.90	618,992.78	14.44
146762	313384JP5	713	FHLB D N	5/5/2011	7/25/2011		0.030%	0.030%	1,416,000	1,415,904.42	67.26	1,415,981.12	9.44
146899	313396JP9	713	FHLMC D N	5/19/2011	7/25/2011		0.043%	0.043%	1,176,000	1,175,905.89	60.40	1,175,984.32	18.03
147203	313588JP1	713	FNMA D N	6/7/2011	7/25/2011		0.050%	0.050%	1,660,100	1,659,989.33	55.34	1,660,077.87	33.20
147345	313384JW0	713	FHLB D N	6/21/2011	8/1/2011		0.010%	0.010%	1,600,000	1,599,981.78	4.44	1,599,972.44	(13.78)
147359	313384KA6	713	FHLB D N	6/23/2011	8/5/2011		0.010%	0.010%	1,682,600	1,682,579.90	3.74	1,682,567.28	(16.36)
147369	313588KF1	713	FNMA D N	6/23/2011	8/10/2011		0.011%	0.011%	492,900	492,892.77	1.21	492,889.05	(4.93)
146597	9127953D1	713	TREASURY BILLS	4/26/2011	8/1/2011		0.067%	0.067%	3,997,500	3,996,703.94	491.03	3,997,500.00	305.03
147311	313384KX6	713	FHLB D N	6/16/2011	8/26/2011		0.075%	0.075%	1,000,000	999,852.08	31.25	999,968.89	85.56
146058	313312LA6	713	FFCB D N	3/16/2011	8/29/2011		0.140%	0.140%	605,000	604,609.44	251.75	604,980.17	118.98
147153	313312LA6	713	FFCB D N	6/2/2011	8/29/2011		0.080%	0.080%	1,000,000	999,804.44	64.45	999,967.22	98.33
147382	313588LK9	713	FNMA D N	6/24/2011	9/7/2011		0.050%	0.050%	620,000	619,935.42	6.03	619,976.58	35.13
147365	313312LX6	713	FFCB D N	6/23/2011	9/19/2011		0.060%	0.060%	494,000	493,927.55	6.59	493,978.04	43.90
147388	313396LY7	713	FHLMC D N	6/24/2011	9/20/2011		0.070%	0.070%	500,000	499,914.44	6.81	499,977.50	56.25
147381	313588MA0	713	FNMA D N	6/24/2011	9/22/2011		0.050%	0.050%	1,000,000	999,875.00	9.72	999,953.89	69.17
143697	31331JS95	713	FFCB C I	10/25/2010	4/25/2013	7/20/2011	0.625%	0.625%	500,000	500,000.00	572.92	500,000.00	0.00
143701	31331JT29	713	FFCB C I	10/25/2010	7/25/2013	7/20/2011	0.730%	0.730%	1,000,000	1,000,000.00	3,163.33	1,000,000.00	0.00
145520	3136FP5J2	713	FNMA C I	2/10/2011	2/10/2015	8/10/2011	2.000%	2.000%	684,000	684,000.00	5,358.00	685,496.25	1,496.25
<b>713 Total</b>									<b>39,307,528</b>	<b>39,303,990.95</b>	<b>11,354.94</b>	<b>39,308,607.08</b>	<b>2,457.39</b>
147566	825252869	714	AIM MONEY MARKET - D	6/23/2011	7/1/2011		0.020%	0.020%	5,823,600	5,823,600.00	25.64	5,823,600.00	0.00
147569	825252869	714	AIM MONEY MARKET - D	6/30/2011	7/1/2011		0.020%	0.020%	11,543,000	11,543,000.00	6.35	11,543,000.00	0.00
147207	313384HP7	714	FHLB D N	6/7/2011	7/1/2011		0.055%	0.055%	1,300,000	1,299,952.33	47.67	1,300,000.00	0.00
147349	313384HT9	714	FHLB D N	6/21/2011	7/5/2011		0.010%	0.010%	1,810,000	1,809,992.96	5.03	1,809,995.98	(2.01)
147347	313384HU6	714	FHLB D N	6/21/2011	7/6/2011		0.010%	0.010%	4,402,000	4,401,981.66	12.23	4,401,987.77	(6.12)
147353	313384HU6	714	FHLB D N	6/22/2011	7/6/2011		0.030%	0.030%	888,200	888,189.64	6.66	888,197.53	1.23
147449	313396HU0	714	FHLMC D N	6/28/2011	7/6/2011		0.005%	0.005%	1,700,000	1,699,998.11	0.71	1,699,995.28	(3.54)
147351	313588HU2	714	FNMA D N	6/22/2011	7/6/2011		0.030%	0.030%	2,100,000	2,099,975.50	15.75	2,099,994.17	2.92
147375	313312HZ6	714	FFCB D N	6/24/2011	7/1/2011		0.001%	0.001%	18,163,000	18,162,991.42	3.53	18,162,899.09	(95.86)
147357	313384HZ5	714	FHLB D N	6/23/2011	7/11/2011		0.010%	0.010%	5,000,000	4,999,975.00	11.11	4,999,972.22	(13.89)
147448	313588JA4	714	FNMA D N	6/28/2011	7/12/2011		0.005%	0.005%	1,400,000	1,399,997.28	0.58	1,399,991.44	(6.42)
147367	313384JB6	714	FHLB D N	6/23/2011	7/13/2011		0.010%	0.010%	5,905,000	5,904,967.19	13.12	5,904,960.63	(19.68)
147454	313384JB6	714	FHLB D N	6/28/2011	7/13/2011		0.001%	0.001%	9,400,000	9,399,996.08	0.78	9,399,937.33	(59.53)
147233	313588JB2	714	FNMA D N	6/9/2011	7/13/2011		0.047%	0.047%	558,000	557,975.23	16.03	557,996.28	5.02
147391	313588JB2	714	FNMA D N	6/27/2011	7/13/2011		0.040%	0.040%	900,000	899,984.00	4.00	899,994.00	6.00
147452	313588JB2	714	FNMA D N	6/28/2011	7/13/2011		0.005%	0.005%	2,306,000	2,305,995.20	0.96	2,305,984.63	(11.53)
147467	313588JB2	714	FNMA D N	6/29/2011	7/13/2011		0.006%	0.006%	4,000,000	3,999,990.67	1.33	3,999,973.33	(18.67)
147393	313588JK2	714	FNMA D N	6/27/2011	7/21/2011		0.020%	0.020%	1,773,600	1,773,576.35	3.94	1,773,580.29	0.00
147227	313396LD3	714	FHLMC D N	6/8/2011	9/1/2011		0.085%	0.085%	32,000	31,993.58	1.74	31,998.90	3.58
<b>714 Total</b>									<b>79,004,400</b>	<b>79,004,132.20</b>	<b>177.16</b>	<b>79,004,058.87</b>	<b>(218.50)</b>
146885	9127953L3	740	TREASURY BILLS	5/19/2011	9/29/2011		0.052%	0.052%	8,930,000	8,928,284.45	554.65	8,930,000.00	1,160.90
146513	313384MM8	740	FHLB D N	4/14/2011	10/3/2011		0.070%	0.070%	8,985,000	8,981,995.02	1,362.72	8,984,296.18	938.44
146514	313384MM8	740	FHLB D N	4/14/2011	10/3/2011		0.080%	0.080%	10,024,000	10,020,168.60	1,737.50	10,023,214.79	1,308.69
146884	313384MM8	740	FHLB D N	5/19/2011	10/3/2011		0.060%	0.060%	10,075,000	10,072,699.54	722.04	10,074,210.79	789.21
147306	313384MM8	740	FHLB D N	6/16/2011	10/3/2011		0.060%	0.060%	19,007,000	19,003,547.06	475.18	19,005,511.12	1,488.88
143472	313396MM2	740	FHLMC D N	10/6/2010	10/3/2011		0.260%	0.261%	20,000,000	19,947,711.11	38,711.11	19,998,433.33	12,011.11
143473	313396MM2	740	FHLMC D N	10/6/2010	10/3/2011		0.260%	0.251%	30,000,000	29,924,583.33	55,833.34	29,997,650.00	17,233.33
146418	313396MM2	740	FHLMC D N	4/5/2011	10/3/2011		0.130%	0.130%	10,000,000	9,993,463.89	3,141.67	9,999,216.67	2,611.11
146426	313396MM2	740	FHLMC D N	4/6/2011	10/3/2011		0.155%	0.155%	15,000,000	14,988,375.00	5,554.17	14,998,825.00	4,895.83
146753	313396MM2	740	FHLMC D N	5/5/2011	10/3/2011		0.090%	0.090%	1,290,000	1,289,513.03	183.82	1,289,898.95	202.10

**MIAMI-DADE COUNTY**  
**REPORT WRITER**  
**AS OF DATE: June 30, 2011**  
**SORTING ORDER: FUND ICC#**

INVSMT NUMBER	CUSIP NUMBER	FUND NUMBER	DESCRIPTION	PURCHASE SET DATE	MATURITY DATE	CALL DATE	INTEREST RATE	YTM TRADING	SCHEDULED PAR VALUE	CURRENT BOOK VALUE	PERIOD-END INTEREST ACCRL	MARKET VALUE	UNREALIZED GAIN/LOSS
146609	313588MM4	740	FNMA D N	4/26/2011	10/3/2011		0.130%	0.130%	10,000,000	9,994,222.22	2,383.33	9,999,216.67	2,611.12
146619	313588MM4	740	FNMA D N	4/28/2011	10/3/2011		0.110%	0.110%	4,705,000	4,702,728.53	920.09	4,704,631.44	982.82
146752	313588MM4	740	FNMA D N	5/5/2011	10/3/2011		0.050%	0.050%	9,712,000	9,709,963.18	768.87	9,711,239.23	507.18
<b>740 Total</b>									<b>157,728,000</b>	<b>157,557,254.96</b>	<b>112,348.49</b>	<b>157,716,344.17</b>	<b>46,740.72</b>
147598	316175108	741	FIDELITY GOVT FUND -	6/24/2011	7/1/2011		0.010%	0.010%	918,500	918,500.00	1.76	918,500.00	0.00
147600	316175108	741	FIDELITY GOVT FUND -	6/30/2011	7/1/2011		0.010%	0.010%	2,026,300	2,026,300.00	0.55	2,026,300.00	0.00
146295	313312LY4	741	FFCB D N	3/31/2011	9/20/2011		0.160%	0.160%	171,000	170,868.52	69.92	170,992.31	53.87
133236	31331GKY4	741	FFCB - BULLET	2/5/2009	1/17/2012		2.000%	2.220%	4,000,000	3,991,537.25	36,444.44	4,038,750.00	47,212.75
147403	313374FJ4	741	FHLB STEP UP	6/27/2011	3/27/2012	3/27/2012	0.050%	0.050%	4,000,000	4,000,000.00	22.22	3,983,750.00	(16,250.00)
135679	31331GYP8	741	FFCB - BULLET	6/23/2009	6/18/2012		2.125%	2.160%	3,000,000	2,998,987.88	2,302.08	3,051,562.50	52,574.62
142544	3134G1RL0	741	FHLMC STEP UP	8/25/2010	8/25/2012	8/25/2011	1.250%	1.250%	8,379,000	8,379,000.00	36,658.13	8,394,710.63	15,710.63
134879	31331GVD8	741	FFCB - BULLET	5/8/2009	4/8/2013		2.200%	2.251%	7,000,000	6,993,215.23	35,505.56	7,212,187.50	218,972.27
139795	31331JGC1	741	FFCB - BULLET	3/5/2010	3/5/2014		2.125%	2.125%	2,160,000	2,160,000.00	14,790.00	2,232,225.00	72,225.00
146836	313373R95	741	FHLB C I	5/16/2011	5/16/2014	11/16/2011	1.350%	1.350%	3,120,000	3,120,000.00	5,265.00	3,131,700.00	11,700.00
147402	313374BD1	741	FHLB C I	6/27/2011	6/27/2014	7/27/2011	1.100%	1.126%	2,655,000	2,653,008.75	324.50	2,645,873.44	(7,135.31)
147404	3133745K2	741	FHLB C I	6/27/2011	6/27/2014	12/27/2011	1.125%	1.125%	2,020,000	2,020,000.00	252.50	2,016,843.75	(3,156.25)
147401	3136FRTP8	741	FNMA C I	6/27/2011	6/27/2014	6/27/2012	1.000%	1.000%	5,000,000	5,000,000.00	555.56	4,995,312.50	(4,687.50)
142167	31331JWS8	741	FFCB - BULLET	7/28/2010	7/28/2014		1.500%	1.562%	3,000,000	2,993,737.91	19,125.00	3,044,062.50	50,324.59
145797	3136FRCX9	741	FNMA C I	2/28/2011	8/28/2014	11/28/2011	1.800%	1.800%	3,198,000	3,198,000.00	19,667.70	3,216,988.13	18,988.13
137133	31331GS42	741	FFCB C I	9/22/2009	9/22/2014	9/22/2011	3.000%	3.005%	6,100,000	6,098,931.83	50,325.00	6,140,031.25	41,099.42
146464	3.13373E+29	741	FHLB C I	4/28/2011	10/28/2014	7/28/2011	2.000%	2.014%	2,100,000	2,099,015.63	7,350.00	2,102,625.00	3,609.37
144007	31331JZ48	741	FFCB C I	11/4/2010	11/4/2014	7/18/2011	1.230%	1.230%	6,000,000	6,000,000.00	11,685.00	5,971,875.00	(28,125.00)
145595	313372NX8	741	FHLB C I	2/28/2011	11/28/2014	2/28/2012	2.000%	2.000%	5,030,000	5,130,041.11	134,971.67	5,086,587.50	56,587.50
145523	3136FP5J2	741	FNMA C I	2/10/2011	2/10/2015	8/10/2011	2.000%	2.000%	2,316,000	2,316,000.00	18,142.00	2,321,066.25	5,066.25
139583	31331JEL3	741	FFCB C I	2/17/2010	2/17/2015	8/17/2011	2.770%	2.781%	7,285,000	7,282,087.59	75,112.40	7,310,042.19	27,954.60
143693	31331JW25	741	FFCB C I	10/28/2010	4/28/2015	7/18/2011	1.500%	1.500%	5,944,000	5,944,000.00	15,603.00	5,942,142.50	(1,857.50)
142188	3136FM6W9	741	FNMA C I	7/29/2010	4/28/2015	7/28/2011	2.000%	2.000%	4,860,000	4,860,000.00	17,010.00	4,866,075.00	6,075.00
141433	31331JQD8	741	FFCB C I	6/8/2010	6/8/2015	6/8/2012	2.590%	2.617%	1,584,000	1,582,416.87	2,621.08	1,615,185.00	32,768.13
142090	31398AX64	741	FNMA C I	7/22/2010	7/22/2015	7/22/2011	2.250%	2.282%	5,006,000	4,999,251.77	49,747.13	5,012,257.50	13,005.73
142392	31331JXR9	741	FFCB C I	8/6/2010	8/6/2015	8/6/2012	2.000%	2.000%	3,000,000	3,000,000.00	24,166.67	3,027,187.50	27,187.50
142438	313370HU5	741	FHLMC C I	8/18/2010	8/18/2015	7/18/2011	2.050%	2.050%	6,135,000	6,135,000.00	46,464.10	6,136,917.19	1,917.19
142437	3134G1RA4	741	FHLMC C I	8/25/2010	8/25/2015	8/25/2011	2.125%	2.125%	13,594,000	13,594,000.00	101,105.38	13,636,481.25	42,481.25
142447	3134G1RS5	741	FHLMC C I	8/25/2010	8/25/2015	8/25/2011	2.000%	2.000%	8,000,000	8,000,000.00	56,000.00	7,987,500.00	(12,500.00)
143065	31331JK44	741	FFCB C I	9/29/2010	9/29/2015	7/20/2011	1.980%	2.017%	5,657,000	5,648,086.97	28,624.42	5,658,767.81	10,680.84
143694	31331JU84	741	FFCB C I	10/27/2010	10/26/2015	7/20/2011	1.580%	1.597%	5,004,000	5,000,396.02	14,275.30	4,968,033.75	(32,362.27)
144035	31398A5R9	741	FNMA C I	11/12/2010	11/12/2015	11/12/2015	1.625%	1.646%	5,000,000	4,995,498.36	11,059.03	4,964,062.50	(31,435.86)
144036	3134G1XV1	741	FHLMC C I	11/16/2010	11/16/2015	8/16/2011	1.700%	1.731%	10,000,000	9,986,495.07	21,250.00	9,962,500.00	(23,995.07)
144037	3134G1YF5	741	FHLMC C I	11/17/2010	11/17/2015	8/17/2011	1.750%	1.750%	7,000,000	7,000,000.00	14,972.22	6,947,500.00	(52,500.00)
144038	3134G1YF5	741	FHLMC C I	11/17/2010	11/17/2015	8/17/2011	1.750%	1.755%	6,000,000	5,998,649.51	12,833.33	5,955,000.00	(43,649.51)
144039	313371NM4	741	FHLB C I	12/3/2010	12/3/2015	8/3/2011	1.750%	1.750%	5,655,000	5,655,000.00	7,697.08	5,642,629.69	(12,370.31)
146914	313373WW8	741	FHLB C I	6/13/2011	6/13/2016	8/13/2011	2.400%	2.405%	1,245,000	1,244,688.75	1,494.00	1,245,778.13	1,089.38
<b>741 Total</b>									<b>173,162,800</b>	<b>173,192,715.02</b>	<b>893,493.73</b>	<b>173,580,003.27</b>	<b>487,259.44</b>
145993	313396TT0	742	FHLMC D N	3/10/2011	3/1/2012		0.250%	0.251%	51,000	50,873.56	40.02	50,955.06	41.48
<b>742 Total</b>									<b>51,000</b>	<b>50,873.56</b>	<b>40.02</b>	<b>50,955.06</b>	<b>41.48</b>
147570	825252869	756	AIM MONEY MARKET - D	6/1/2011	7/1/2011		0.020%	0.020%	645,945	645,945.21	10.66	645,945.21	0.00
<b>756 Total</b>									<b>645,945</b>	<b>645,945.21</b>	<b>10.66</b>	<b>645,945.21</b>	<b>0.00</b>
147594	825252869	760	AIM MONEY MARKET - D	6/30/2011	7/1/2011		0.020%	0.020%	288,000	288,000.00	0.16	288,000.00	0.00
146246	313588HU2	760	FNMA D N	3/28/2011	7/6/2011		0.120%	0.120%	3,000,000	2,999,000.00	950.00	2,999,991.67	41.67
147205	313312HZ6	760	FFCB D N	6/7/2011	7/1/2011		0.050%	0.050%	2,000,000	1,999,905.56	66.66	1,999,988.89	16.67
147468	313588JB2	760	FNMA D N	6/29/2011	7/13/2011		0.006%	0.006%	100,000	99,999.77	0.03	99,999.33	(0.47)
146109	313588JG1	760	FNMA D N	3/18/2011	7/18/2011		0.130%	0.130%	2,000,000	1,999,118.89	758.33	1,999,981.11	103.89
147204	313588JP1	760	FNMA D N	6/7/2011	7/25/2011		0.050%	0.050%	1,001,900	1,001,833.21	33.40	1,001,886.64	20.03
147257	313384JR1	760	FHLB D N	6/13/2011	7/27/2011		0.050%	0.050%	1,589,600	1,589,502.86	39.74	1,589,577.04	34.44
147314	313384JR1	760	FHLB D N	6/16/2011	7/27/2011		0.080%	0.080%	100,000	99,990.89	3.33	99,998.56	4.34
147462	313384JR1	760	FHLB D N	6/29/2011	7/27/2011		0.010%	0.010%	70,200	70,199.45	0.04	70,198.99	(0.50)
146799	313384JY6	760	FHLB D N	5/11/2011	8/3/2011		0.040%	0.040%	5,000,000	4,999,533.33	283.34	4,999,908.33	91.66



**MIAMI-DADE COUNTY**  
**REPORT WRITER**  
**AS OF DATE: June 30, 2011**  
**SORTING ORDER: FUND ICC#**

INVSMT NUMBER	CUSIP NUMBER	FUND NUMBER	DESCRIPTION	PURCHASE SET DATE	MATURITY DATE	CALL DATE	INTEREST RATE	YTM TRADING	SCHEDULED PAR VALUE	CURRENT BOOK VALUE	PERIOD-END INTEREST ACCRL	MARKET VALUE	UNREALIZED GAIN/LOSS
147339	313588JY2	760	FNMA D N	6/20/2011	8/3/2011		0.045%	0.045%	3,500,100	3,499,907.49	48.13	3,500,035.83	80.21
147360	313384KA6	760	FHLB D N	6/23/2011	8/5/2011		0.010%	0.010%	2,317,400	2,317,372.32	5.15	2,317,354.94	(22.53)
146533	313312KL3	760	FFCB D N	4/15/2011	8/15/2011		0.100%	0.100%	2,835,000	2,834,039.25	606.38	2,834,929.13	283.50
146540	313312KL3	760	FFCB D N	4/18/2011	8/15/2011		0.100%	0.100%	3,656,000	3,654,791.49	751.51	3,655,908.60	365.60
146053	313588KV6	760	FNMA D N	3/15/2011	8/24/2011		0.150%	0.150%	1,501,000	1,499,986.83	675.45	1,500,954.97	292.69
146353	9127952A8	760	TREASURY BILLS	4/1/2011	8/25/2011		0.145%	0.145%	4,000,000	3,997,647.78	1,466.11	4,000,000.00	886.11
146822	9127952A8	760	TREASURY BILLS	5/12/2011	8/25/2011		0.030%	0.030%	2,500,200	2,499,981.23	104.18	2,500,200.00	114.59
147007	313384KX6	760	FHLB D N	5/27/2011	8/26/2011		0.075%	0.075%	227,000	226,956.96	16.55	226,992.94	19.43
146059	313312LA6	760	FFCB D N	3/16/2011	8/29/2011		0.140%	0.140%	1,129,800	1,129,070.65	470.12	1,129,762.97	222.20
140295	31331JFT5	760	FFCB - BULLET	4/9/2010	9/1/2011		0.680%	0.694%	2,568,000	2,567,815.71	5,820.80	2,570,407.50	2,591.79
147228	313396LD3	760	FHLMC D N	6/8/2011	9/1/2011		0.085%	0.085%	2,400,700	2,400,218.19	130.37	2,400,617.31	268.75
145580	313396LJ0	760	FHLMC D N	2/10/2011	9/6/2011		0.190%	0.190%	2,946,000	2,942,765.95	2,192.31	2,945,890.34	932.08
146852	313588LJ2	760	FNMA D N	5/17/2011	9/6/2011		0.070%	0.070%	372,000	371,918.99	32.55	371,986.15	34.61
147234	313384LK3	760	FHLB D N	6/9/2011	9/7/2011		0.085%	0.085%	4,964,000	4,962,945.15	257.85	4,963,812.47	609.47
147155	313312LL2	760	FFCB D N	6/2/2011	9/8/2011		0.080%	0.080%	2,599,000	2,598,434.00	167.49	2,598,900.37	298.88
146824	9127953J8	760	TREASURY BILLS	5/12/2011	9/8/2011		0.040%	0.040%	3,426,900	3,426,446.89	190.38	3,426,900.00	262.73
145988	313312LM0	760	FFCB D N	3/9/2011	9/9/2011		0.170%	0.170%	3,510,000	3,506,950.20	1,889.55	3,509,863.50	1,023.75
146432	313396LS0	760	FHLMC D N	4/6/2011	9/14/2011		0.150%	0.150%	375,700	375,447.97	134.62	375,684.35	101.76
147011	313396LT8	760	FHLMC D N	5/27/2011	9/15/2011		0.091%	0.091%	96,000	95,973.06	8.49	95,995.95	14.40
146249	313312LU2	760	FFCB D N	3/28/2011	9/16/2011		0.155%	0.155%	3,952,000	3,949,073.32	1,616.48	3,951,830.94	1,141.14
146090	313312LX6	760	FFCB D N	3/17/2011	9/19/2011		0.145%	0.145%	2,002,500	2,000,999.79	854.96	2,002,411.00	556.25
146180	313312LX6	760	FFCB D N	3/23/2011	9/19/2011		0.147%	0.147%	3,000,000	2,997,795.00	1,225.00	2,999,866.67	846.67
146351	313312LY4	760	FFCB D N	4/1/2011	9/20/2011		0.160%	0.160%	3,002,000	2,999,705.14	1,214.14	3,001,864.91	945.63
146372	313312LY4	760	FFCB D N	4/4/2011	9/20/2011		0.155%	0.155%	2,353,900	2,352,187.21	891.87	2,353,794.07	714.99
146250	313312LZ1	760	FFCB D N	3/28/2011	9/21/2011		0.160%	0.160%	2,607,000	2,604,949.16	1,100.73	2,606,881.24	831.35
146663	313396LZ4	760	FHLMC D N	5/2/2011	9/21/2011		0.110%	0.110%	1,000,000	999,566.11	183.33	999,954.44	205.00
147255	9127952F7	760	TREASURY BILLS	6/13/2011	9/22/2011		0.039%	0.039%	494,500	494,445.89	9.64	494,450.55	(4.98)
146978	313384MB2	760	FHLB D N	5/25/2011	9/23/2011		0.060%	0.060%	1,314,000	1,313,735.01	81.03	1,313,938.68	122.64
146749	313588ME2	760	FNMA D N	5/4/2011	9/26/2011		0.090%	0.090%	2,623,000	2,622,049.16	380.34	2,622,873.22	443.72
146767	313588MG7	760	FNMA D N	5/5/2011	9/28/2011		0.050%	0.050%	868,000	867,823.99	68.72	867,957.08	64.37
143526	313396MM2	760	FHLMC D N	10/7/2010	10/3/2011		0.260%	0.261%	5,000,000	4,986,963.89	9,641.67	4,999,608.33	3,002.77
146111	313588MM4	760	FNMA D N	3/18/2011	10/3/2011		0.150%	0.150%	2,022,300	2,020,623.18	884.75	2,022,141.59	633.66
146596	313588MM4	760	FNMA D N	4/26/2011	10/3/2011		0.130%	0.130%	3,370,000	3,368,052.89	803.18	3,369,736.02	879.95
146782	313588MM4	760	FNMA D N	5/9/2011	10/3/2011		0.060%	0.060%	3,437,000	3,436,157.94	303.60	3,436,730.77	269.23
140288	31331JJP9	760	FFCB - BULLET	4/8/2010	10/5/2011		0.750%	0.845%	1,625,000	1,624,240.28	2,911.46	1,627,539.06	3,298.78
146532	313396MP5	760	FHLMC D N	4/15/2011	10/5/2011		0.125%	0.125%	2,500,000	2,498,498.26	668.40	2,499,800.00	633.34
146453	313588MP7	760	FNMA D N	4/7/2011	10/5/2011		0.155%	0.155%	2,000,000	1,998,441.39	731.94	1,999,840.00	666.67
144195	313371P26	760	FHLB C I	11/23/2010	11/23/2011	11/23/2011	0.300%	0.320%	1,000,000	999,899.73	316.67	1,000,937.50	1,037.77
143695	31331JT78	760	FFCB C I	10/26/2010	10/26/2012	7/20/2011	0.490%	0.503%	1,000,000	999,812.59	884.72	1,000,000.00	187.41
144114	31331JZ71	760	FFCB C I	11/9/2010	11/8/2012	7/18/2011	0.440%	0.478%	1,000,000	999,435.96	647.78	1,000,000.00	564.04
143698	31331JS95	760	FFCB C I	10/25/2010	4/25/2013	7/20/2011	0.625%	0.625%	1,000,000	1,000,000.00	1,145.83	1,000,000.00	0.00
143702	31331JT29	760	FFCB C I	10/25/2010	7/25/2013	7/20/2011	0.730%	0.730%	1,000,000	1,000,000.00	3,163.33	1,000,000.00	0.00
145521	3136FP5J2	760	FNMA C I	2/10/2011	2/10/2015	8/10/2011	2.000%	2.000%	1,000,000	1,000,000.00	7,833.33	1,002,187.50	2,187.50
<b>760 Total</b>									<b>109,245,700</b>	<b>109,190,209.96</b>	<b>54,665.92</b>	<b>109,250,071.45</b>	<b>27,919.65</b>
147571	825252869	778	AIM MONEY MARKET - D	6/1/2011	7/1/2011		0.020%	0.020%	1,286,000	1,286,000.00	21.23	1,286,000.00	0.00
146623	313312RC6	778	FFCB D N	4/28/2011	12/29/2011		0.150%	0.150%	1,988,000	1,985,970.58	530.13	1,986,900.53	399.82
<b>778 Total</b>									<b>3,274,000</b>	<b>3,271,970.58</b>	<b>551.36</b>	<b>3,272,900.53</b>	<b>399.82</b>
147572	825252869	779	AIM MONEY MARKET - D	6/1/2011	7/1/2011		0.020%	0.020%	1,849,434	1,849,434.36	30.53	1,849,434.36	0.00
147573	825252869	779	AIM MONEY MARKET - D	6/23/2011	7/1/2011		0.020%	0.020%	2,787,000	2,787,000.00	12.27	2,787,000.00	0.00
146539	313396HT3	779	FHLMC D N	4/18/2011	7/5/2011		0.068%	0.068%	1,502,000	1,501,778.71	209.94	1,501,996.66	8.01
146308	313588HV0	779	FNMA D N	3/31/2011	7/7/2011		0.126%	0.126%	1,314,800	1,314,349.02	423.37	1,314,795.62	23.23
146526	9127952X8	779	TREASURY BILLS	4/15/2011	7/7/2011		0.058%	0.058%	1,500,000	1,499,801.15	184.48	1,500,000.00	14.37
146775	313312HW3	779	FFCB D N	5/9/2011	7/8/2011		0.010%	0.010%	1,449,500	1,449,475.84	21.34	1,449,494.36	(2.82)
147341	313312HW3	779	FFCB D N	6/20/2011	7/8/2011		0.020%	0.100%	200	199.99	0.01	200.00	0.00
147376	313312HZ6	779	FFCB D N	6/24/2011	7/11/2011		0.001%	0.001%	1,337,000	1,336,999.37	0.26	1,336,992.57	(7.06)
147196	313588JB2	779	FNMA D N	6/6/2011	7/13/2011		0.070%	0.070%	200,000	199,985.61	9.72	199,998.67	3.34

**MIAMI-DADE COUNTY**  
**REPORT WRITER**  
**AS OF DATE: June 30, 2011**  
**SORTING ORDER: FUND ICC#**

INVSMT NUMBER	CUSIP NUMBER	FUND NUMBER	DESCRIPTION	PURCHASE SET DATE	MATURITY DATE	CALL DATE	INTEREST RATE	YTM TRADING	SCHEDULED PAR VALUE	CURRENT BOOK VALUE	PERIOD-END INTEREST ACCRL	MARKET VALUE	UNREALIZED GAIN/LOSS
147469	313588JB2	779	FNMA D N	6/29/2011	7/13/2011		0.006%	0.006%	900,000	899,997.90	0.30	899,994.00	(4.20)
147044	912795Z23	779	TREASURY BILLS	5/31/2011	7/14/2011		0.026%	0.026%	2,000,000	1,999,936.44	44.78	2,000,000.00	18.78
146975	313384JJ9	779	FHLB D N	5/25/2011	7/20/2011		0.050%	0.050%	1,004,000	1,003,921.91	51.60	1,003,989.40	15.89
146745	313396JK0	779	FHLMC D N	5/4/2011	7/21/2011		0.040%	0.040%	4,567,000	4,566,604.19	294.32	4,566,949.26	50.75
146763	313384JP5	779	FHLB D N	5/5/2011	7/25/2011		0.030%	0.030%	2,000,000	1,999,865.00	95.00	1,999,973.33	13.33
147358	313384JQ3	779	FHLB D N	6/23/2011	7/26/2011		0.040%	0.040%	400,000	399,985.33	3.56	399,994.44	5.55
147315	313384JR1	779	FHLB D N	6/16/2011	7/27/2011		0.080%	0.080%	1,400,000	1,399,872.44	46.67	1,399,979.78	60.67
147463	313384JR1	779	FHLB D N	6/29/2011	7/27/2011		0.010%	0.010%	2,859,000	2,858,977.76	1.59	2,858,958.70	(20.65)
146800	313384JY6	779	FHLB D N	5/11/2011	8/3/2011		0.040%	0.040%	506,000	505,952.77	28.68	505,990.72	9.27
146764	313384KE8	779	FHLB D N	5/5/2011	8/9/2011		0.040%	0.040%	1,384,000	1,383,852.37	87.66	1,383,970.01	29.98
146843	313384KF5	779	FHLB D N	5/16/2011	8/10/2011		0.045%	0.045%	1,455,000	1,454,843.59	83.66	1,454,967.67	40.42
146598	9127953D1	779	TREASURY BILLS	4/26/2011	8/11/2011		0.067%	0.067%	1,773,500	1,773,146.83	217.84	1,773,500.00	135.33
147075	313396KT9	779	FHLMC D N	6/1/2011	8/22/2011		0.080%	0.080%	8,000	7,998.54	0.53	7,999.77	0.70
146992	313384KU2	779	FHLB D N	5/26/2011	8/23/2011		0.070%	0.070%	2,062,000	2,061,643.16	144.34	2,061,939.29	151.79
147312	313384KX6	779	FHLB D N	6/16/2011	8/26/2011		0.075%	0.075%	401,000	400,940.69	12.53	400,987.52	34.30
146060	313312LA6	779	FFCB D N	3/16/2011	8/29/2011		0.140%	0.140%	40,900	40,873.60	17.02	40,898.66	8.04
147229	313396LD3	779	FHLMC D N	6/8/2011	9/1/2011		0.085%	0.085%	500,300	500,199.59	27.17	500,282.77	56.01
147179	313312LL2	779	FFCB D N	6/3/2011	9/8/2011		0.080%	0.080%	1,725,000	1,724,628.17	107.33	1,724,933.88	198.38
147012	313396LT8	779	FHLMC D N	5/27/2011	9/15/2011		0.091%	0.091%	1,004,000	1,003,718.29	88.83	1,003,957.61	150.49
147174	313312NK2	779	FFCB D N	6/3/2011	10/25/2011		0.080%	0.080%	1,000,000	999,680.00	62.22	999,903.33	161.11
147198	313312PG9	779	FFCB D N	6/6/2011	11/15/2011		0.100%	0.100%	1,301,000	1,300,414.55	90.35	1,300,752.45	247.55
144196	313371P26	779	FHLB C I	11/23/2010	11/23/2011	11/23/2011	0.300%	0.320%	2,000,000	1,999,799.45	633.33	2,001,875.00	2,075.55
143696	31331JT78	779	FFCB C I	10/26/2010	10/26/2012	7/20/2011	0.490%	0.503%	1,000,000	999,812.59	884.72	1,000,000.00	187.41
144032	31331JZ71	779	FFCB C I	11/8/2010	11/8/2012	7/18/2011	0.440%	0.490%	3,000,000	2,997,746.92	1,943.33	3,000,000.00	2,253.08
143779	31331JS87	779	FFCB C I	10/25/2010	1/25/2013	7/20/2011	0.600%	0.600%	2,228,000	2,228,000.00	5,792.80	2,228,000.00	0.00
143699	31331JS95	779	FFCB C I	10/25/2010	4/25/2013	7/20/2011	0.625%	0.625%	1,500,000	1,500,000.00	1,718.75	1,500,000.00	0.00
143703	31331JT29	779	FFCB C I	10/25/2010	7/25/2013	7/20/2011	0.730%	0.730%	1,000,000	1,000,000.00	3,163.33	1,000,000.00	0.00
145522	3136FP5J2	779	FNMA C I	2/10/2011	2/10/2015	8/10/2011	2.000%	2.000%	1,000,000	1,000,000.00	7,833.33	1,002,187.50	2,187.50
<b>779 Total</b>									<b>51,958,634</b>	<b>51,951,436.13</b>	<b>24,367.49</b>	<b>51,961,897.33</b>	<b>8,106.10</b>
147575	825252869	796	AIM MONEY MARKET - D	6/1/2011	7/1/2011		0.020%	0.020%	64,514	64,513.86	1.07	64,513.86	0.00
<b>796 Total</b>									<b>64,514</b>	<b>64,513.86</b>	<b>1.07</b>	<b>64,513.86</b>	<b>0.00</b>
147576	825252869	1010	AIM MONEY MARKET - D	6/1/2011	7/1/2011		0.020%	0.020%	706,856	706,855.95	11.67	706,855.95	0.00
147577	825252869	1010	AIM MONEY MARKET - D	6/23/2011	7/1/2011		0.020%	0.020%	500,000	500,000.00	2.20	500,000.00	0.00
147578	825252869	1010	AIM MONEY MARKET - D	6/29/2011	7/1/2011		0.020%	0.020%	645,000	645,000.00	0.71	645,000.00	0.00
147354	313384HU6	1010	FHLB D N	6/22/2011	7/6/2011		0.030%	0.030%	785,800	785,790.83	5.90	785,797.82	1.09
146776	313312HW3	1010	FFCB D N	5/9/2011	7/8/2011		0.010%	0.010%	1,770,500	1,770,470.49	26.07	1,770,493.11	(3.45)
147377	313312HZ6	1010	FFCB D N	6/24/2011	7/11/2011		0.001%	0.001%	500,000	499,999.76	0.10	499,997.22	(2.64)
147152	313396JA2	1010	FHLMC D N	6/2/2011	7/12/2011		0.055%	0.055%	2,476,000	2,475,848.69	109.70	2,475,984.87	26.48
147470	313588JB2	1010	FNMA D N	6/29/2011	7/13/2011		0.006%	0.006%	900,000	899,997.90	0.30	899,994.00	(4.20)
147317	313384JD2	1010	FHLB D N	6/16/2011	7/15/2011		0.045%	0.045%	2,590,500	2,590,406.09	48.57	2,590,479.85	25.19
146976	313384JJ9	1010	FHLB D N	5/25/2011	7/20/2011		0.050%	0.050%	1,003,000	1,002,921.99	51.54	1,002,989.41	15.88
147380	313396JJ3	1010	FHLMC D N	6/24/2011	7/20/2011		0.020%	0.020%	419,800	419,793.94	1.63	419,795.57	0.00
147464	313384JR1	1010	FHLB D N	6/29/2011	7/27/2011		0.010%	0.010%	500,000	499,996.11	0.28	499,992.78	(3.61)
147005	313384KX6	1010	FHLB D N	5/27/2011	8/26/2011		0.075%	0.075%	900,000	899,829.38	65.62	899,972.00	77.00
146061	313312LA6	1010	FFCB D N	3/16/2011	8/29/2011		0.140%	0.140%	1,093,300	1,092,594.21	454.94	1,093,264.16	215.01
146853	313588LJ2	1010	FNMA D N	5/17/2011	9/6/2011		0.070%	0.070%	29,000	28,993.68	2.54	28,998.92	2.70
147235	313384LK3	1010	FHLB D N	6/9/2011	9/7/2011		0.085%	0.085%	36,000	35,992.35	1.87	35,998.64	4.42
146083	313312PN4	1010	FFCB D N	3/17/2011	11/21/2011		0.165%	0.165%	1,000,000	998,858.75	485.83	999,801.39	456.81
143700	31331JS95	1010	FFCB C I	10/25/2010	4/25/2013	7/20/2011	0.625%	0.625%	1,000,000	1,000,000.00	1,145.83	1,000,000.00	0.00
<b>1010 Total</b>									<b>16,855,756</b>	<b>16,853,350.12</b>	<b>2,415.30</b>	<b>16,855,415.69</b>	<b>810.68</b>
147603	316175108	1022	FIDELITY GOVT FUND -	6/1/2011	7/1/2011		0.010%	0.010%	84,218	84,217.62	0.69	84,217.62	0.00
<b>1022 Total</b>									<b>84,218</b>	<b>84,217.62</b>	<b>0.69</b>	<b>84,217.62</b>	<b>0.00</b>
147580	316175108	1047	FIDELITY GOVT FUND -	6/29/2011	7/1/2011		0.010%	0.010%	5,743,000	5,743,000.00	3.15	5,743,000.00	0.00
147256	912795F7	1047	TREASURY BILLS	6/13/2011	9/22/2011		0.039%	0.039%	3,858,500	3,858,077.82	75.24	3,858,114.15	(38.91)
<b>1047 Total</b>									<b>9,601,500</b>	<b>9,601,077.82</b>	<b>78.39</b>	<b>9,601,114.15</b>	<b>(38.91)</b>
147465	313384JR1	1048	FHLB D N	6/29/2011	7/27/2011		0.010%	0.010%	1,249,300	1,249,290.28	0.69	1,249,281.95	(9.02)

**MIAMI-DADE COUNTY**  
**REPORT WRITER**  
**AS OF DATE: June 30, 2011**  
**SORTING ORDER: FUND ICC#**

INVSMT NUMBER	CUSIP NUMBER	FUND NUMBER	DESCRIPTION	PURCHASE SET DATE	MATURITY DATE	CALL DATE	INTEREST RATE	YTM TRADING	SCHEDULED PAR VALUE	CURRENT BOOK VALUE	PERIOD-END INTEREST ACCRL	MARKET VALUE	UNREALIZED GAIN/LOSS
146995	313312RS1	1048	FFCB D N	5/26/2011	1/12/2012		0.100%	0.100%	30,000	29,980.75	3.00	29,982.13	(1.63)
146614	31331KJP6	1048	FFCB - BULLET	5/2/2011	5/2/2012		0.260%	0.274%	8,000,000	7,998,880.00	3,408.89	7,997,500.00	(1,380.00)
147455	3134G2NA6	1048	FHLMC C I	6/28/2011	6/28/2013	12/28/2011	0.600%	0.600%	1,500,000	1,500,000.00	75.00	1,496,718.75	(3,281.25)
147399	3135G0BN2	1048	FNMA C I	6/27/2011	6/27/2014	6/27/2012	1.000%	1.051%	5,000,000	4,992,500.00	555.56	4,981,250.00	(11,250.00)
<b>1048 Total</b>									<b>15,779,300</b>	<b>15,770,651.03</b>	<b>4,043.14</b>	<b>15,754,732.83</b>	<b>(15,921.90)</b>
147581	316175108	1049	FIDELITY GOVT FUND -	6/1/2011	7/1/2011		0.010%	0.010%	4,122,400	4,122,400.00	33.88	4,122,400.00	0.00
147601	316175108	1049	FIDELITY GOVT FUND -	6/23/2011	7/1/2011		0.010%	0.010%	7,000,700	7,000,700.00	15.35	7,000,700.00	0.00
147348	313384HV4	1049	FHLB D N	6/21/2011	7/7/2011		0.005%	0.005%	12,442,000	12,441,972.35	17.28	12,441,958.53	(31.10)
147342	313312HW3	1049	FFCB D N	6/20/2011	7/8/2011		0.020%	0.020%	1,753,200	1,753,182.47	10.71	1,753,193.18	0.00
147319	313384HZ5	1049	FHLB D N	6/16/2011	7/1/2011		0.030%	0.030%	5,750,000	5,749,880.21	71.87	5,749,968.06	15.98
147324	313384JA8	1049	FHLB D N	6/17/2011	7/12/2011		0.020%	0.020%	4,124,000	4,123,942.72	32.08	4,123,974.80	0.00
147471	313384JB6	1049	FHLB D N	6/29/2011	7/13/2011		0.030%	0.030%	970,000	969,988.68	1.62	969,993.53	3.23
147453	313588JB2	1049	FNMA D N	6/28/2011	7/13/2011		0.005%	0.005%	565,000	564,998.82	0.24	564,996.23	(2.83)
147318	313384JD2	1049	FHLB D N	6/16/2011	7/15/2011		0.045%	0.045%	2,184,500	2,184,420.81	40.96	2,184,483.01	21.24
147397	313588JG1	1049	FNMA D N	6/27/2011	7/18/2011		0.020%	0.020%	2,500,000	2,499,970.83	5.56	2,499,976.39	0.00
147451	313384J9	1049	FHLB D N	6/28/2011	7/20/2011		0.005%	0.005%	3,037,000	3,036,990.72	1.27	3,036,967.94	(24.05)
147472	313588JJ5	1049	FNMA D N	6/29/2011	7/20/2011		0.001%	0.001%	4,235,000	4,234,997.53	0.24	4,234,955.30	(42.47)
147226	313396JK0	1049	FHLMC D N	6/8/2011	7/21/2011		0.050%	0.050%	2,000,000	1,999,880.56	63.89	1,999,977.78	33.33
147394	313588JK2	1049	FNMA D N	6/27/2011	7/21/2011		0.020%	0.020%	911,000	910,987.85	2.03	910,989.88	0.00
147450	313588JK2	1049	FNMA D N	6/28/2011	7/21/2011		0.010%	0.010%	450,000	449,997.13	0.37	449,995.00	(2.50)
147242	313384JL4	1049	FHLB D N	6/10/2011	7/22/2011		0.060%	0.060%	1,140,000	1,139,920.20	39.90	1,139,986.70	26.60
147378	313384JL4	1049	FHLB D N	6/24/2011	7/22/2011		0.005%	0.005%	9,860,000	9,859,961.66	9.59	9,859,884.97	(86.28)
147461	313384JP5	1049	FHLB D N	6/29/2011	7/25/2011		0.010%	0.010%	2,000,000	1,999,985.56	1.11	1,999,973.33	(13.34)
147497	313384JP5	1049	FHLB D N	6/30/2011	7/25/2011		0.010%	0.010%	4,000,000	3,999,972.22	1.11	3,999,946.67	(26.66)
147466	313384JR1	1049	FHLB D N	6/29/2011	7/27/2011		0.010%	0.010%	4,916,500	4,916,461.76	2.73	4,916,428.98	(35.51)
146993	313384KU2	1049	FHLB D N	5/26/2011	8/23/2011		0.070%	0.070%	572,000	571,901.01	40.04	571,983.16	42.11
147366	313312LX6	1049	FFCB D N	6/23/2011	9/19/2011		0.060%	0.060%	206,000	205,969.79	2.75	205,990.84	18.30
<b>1049 Total</b>									<b>74,739,300</b>	<b>74,738,482.88</b>	<b>394.58</b>	<b>74,738,724.28</b>	<b>(103.95)</b>
147583	316175108	1050	FIDELITY GOVT FUND -	6/1/2011	7/1/2011		0.010%	0.010%	28,600	28,600.00	0.23	28,600.00	0.00
<b>1050 Total</b>									<b>28,600</b>	<b>28,600.00</b>	<b>0.23</b>	<b>28,600.00</b>	<b>0.00</b>
147585	316175108	1053	FIDELITY GOVT FUND -	6/1/2011	7/1/2011		0.010%	0.010%	2,152,300	2,152,300.00	17.69	2,152,300.00	0.00
147586	316175108	1053	FIDELITY GOVT FUND -	6/30/2011	7/1/2011		0.010%	0.010%	6,904,000	6,904,000.00	1.89	6,904,000.00	0.00
146267	313588HP3	1053	FNMA D N	3/29/2011	7/1/2011		0.120%	0.120%	5,330,000	5,328,329.93	1,670.07	5,330,000.00	0.00
147177	313396HU0	1053	FHLMC D N	6/3/2011	7/6/2011		0.050%	0.050%	2,001,000	2,000,908.29	77.81	2,000,994.44	8.34
146247	313588HU2	1053	FNMA D N	3/28/2011	7/6/2011		0.120%	0.120%	3,083,700	3,082,672.10	976.51	3,083,691.43	42.82
147398	313588HU2	1053	FNMA D N	6/27/2011	7/6/2011		0.010%	0.010%	1,200,000	1,199,997.00	1.33	1,199,996.67	(1.66)
147400	313588HU2	1053	FNMA D N	6/27/2011	7/6/2011		0.020%	0.020%	1,500,000	1,499,992.50	3.33	1,499,995.83	0.00
146309	313588HV0	1053	FNMA D N	3/31/2011	7/7/2011		0.126%	0.126%	9,001,500	8,998,412.49	2,898.48	9,001,470.00	159.03
147343	313312HW3	1053	FFCB D N	6/20/2011	7/8/2011		0.020%	0.020%	1,079,600	1,079,589.20	6.60	1,079,595.80	0.00
147352	313588HW8	1053	FNMA D N	6/22/2011	7/8/2011		0.010%	0.010%	7,580,000	7,579,966.31	18.95	7,579,970.52	(14.74)
146488	313396HZ9	1053	FHLMC D N	4/13/2011	7/1/2011		0.070%	0.070%	6,983,000	6,981,791.55	1,072.67	6,982,961.21	96.99
143999	313588HZ1	1053	FNMA D N	11/3/2010	7/11/2011		0.210%	0.210%	5,000,000	4,992,708.33	7,000.00	4,999,972.22	263.89
146911	313384JB6	1053	FHLB D N	5/20/2011	7/13/2011		0.040%	0.040%	3,001,000	3,000,819.94	140.05	3,000,979.99	20.00
147197	313588JB2	1053	FNMA D N	6/6/2011	7/13/2011		0.070%	0.070%	7,800,000	7,799,438.83	379.17	7,799,948.00	130.00
146503	912795Z23	1053	TREASURY BILLS	4/14/2011	7/14/2011		0.055%	0.055%	6,000,000	5,999,165.83	715.00	6,000,000.00	119.17
147396	313384JD2	1053	FHLB D N	6/27/2011	7/15/2011		0.020%	0.020%	1,000,000	999,990.00	2.22	999,992.22	0.00
146110	313588JG1	1053	FNMA D N	3/18/2011	7/18/2011		0.130%	0.130%	6,163,000	6,160,284.86	2,336.80	6,162,941.79	320.13
147273	313312JH4	1053	FFCB D N	6/14/2011	7/19/2011		0.030%	0.030%	8,000,000	7,999,766.67	113.33	7,999,920.00	40.00
146955	313384J9	1053	FHLB D N	5/24/2011	7/20/2011		0.050%	0.050%	591,000	590,953.21	31.19	590,993.76	9.36
146977	313384J9	1053	FHLB D N	5/25/2011	7/20/2011		0.050%	0.050%	1,500,000	1,499,883.33	77.09	1,499,984.17	23.75
146772	313396JJ3	1053	FHLMC D N	5/6/2011	7/20/2011		0.035%	0.035%	3,380,000	3,379,753.54	184.02	3,379,964.32	26.76
147274	313588JJ5	1053	FNMA D N	6/14/2011	7/20/2011		0.040%	0.040%	3,229,000	3,228,870.84	60.99	3,228,965.92	34.09
147395	313588JK2	1053	FNMA D N	6/27/2011	7/21/2011		0.020%	0.020%	415,000	414,994.47	0.92	414,995.39	0.00
147496	313384JP5	1053	FHLB D N	6/30/2011	7/25/2011		0.010%	0.010%	1,500,000	1,499,989.58	0.42	1,499,980.00	(10.00)
147009	313588JP1	1053	FNMA D N	5/27/2011	7/25/2011		0.060%	0.060%	820,000	819,919.37	47.83	819,989.07	21.87
147258	313384JR1	1053	FHLB D N	6/13/2011	7/27/2011		0.050%	0.050%	4,410,400	4,410,130.48	110.26	4,410,336.29	95.55

**MIAMI-DADE COUNTY**  
**REPORT WRITER**  
**AS OF DATE: June 30, 2011**  
**SORTING ORDER: FUND ICC#**

INVSMT NUMBER	CUSIP NUMBER	FUND NUMBER	DESCRIPTION	PURCHASE SET DATE	MATURITY DATE	CALL DATE	INTEREST RATE	YTM TRADING	SCHEDULED PAR VALUE	CURRENT BOOK VALUE	PERIOD-END INTEREST ACCRL	MARKET VALUE	UNREALIZED GAIN/LOSS
147259	313396JW4	1053	FHLMC D N	6/13/2011	8/1/2011		0.040%	0.040%	5,600,000	5,599,695.11	112.00	5,599,903.56	96.45
146801	313384JY6	1053	FHLB D N	5/11/2011	8/3/2011		0.040%	0.040%	4,130,000	4,129,614.53	234.04	4,129,924.28	75.71
147340	313588JY2	1053	FNMA D N	6/20/2011	8/3/2011		0.045%	0.045%	5,481,900	5,481,598.50	75.38	5,481,799.50	125.62
146861	313312KD1	1053	FFCB D N	5/18/2011	8/8/2011		0.065%	0.065%	715,000	714,894.14	56.80	714,984.91	33.97
146556	313588KD6	1053	FNMA D N	4/19/2011	8/8/2011		0.100%	0.100%	4,925,000	4,923,481.46	998.68	4,924,896.03	415.89
146502	313396KF9	1053	FHLMC D N	4/14/2011	8/10/2011		0.090%	0.090%	8,000,000	7,997,640.00	1,560.00	7,999,822.22	622.22
146599	9127953D1	1053	TREASURY BILLS	4/26/2011	8/11/2011		0.067%	0.067%	3,262,000	3,261,350.41	400.68	3,262,000.00	248.91
146557	313312KL3	1053	FFCB D N	4/19/2011	8/15/2011		0.100%	0.100%	2,490,000	2,489,183.83	504.92	2,489,937.75	249.00
146369	313396KN2	1053	FHLMC D N	4/4/2011	8/17/2011		0.130%	0.130%	7,234,000	7,230,473.43	2,298.80	7,233,811.11	1,038.88
146456	313396KN2	1053	FHLMC D N	4/7/2011	8/17/2011		0.115%	0.115%	3,000,000	2,998,735.00	814.58	2,999,921.67	372.09
146489	313396KN2	1053	FHLMC D N	4/13/2011	8/17/2011		0.100%	0.100%	7,548,000	7,545,358.20	1,656.37	7,547,802.91	788.34
146370	313588KN4	1053	FNMA D N	4/4/2011	8/17/2011		0.140%	0.140%	3,000,000	2,998,425.00	1,026.67	2,999,921.67	470.00
146501	313588KN4	1053	FNMA D N	4/14/2011	8/17/2011		0.100%	0.100%	5,000,000	4,998,263.89	1,083.33	4,999,869.44	522.22
146612	9127953E9	1053	TREASURY BILLS	4/27/2011	8/18/2011		0.075%	0.075%	7,493,000	7,491,236.02	1,014.68	7,493,000.00	749.30
146996	313396KT9	1053	FHLMC D N	5/26/2011	8/22/2011		0.070%	0.070%	4,501,000	4,500,229.83	315.07	4,500,869.97	325.07
147076	313396KT9	1053	FHLMC D N	6/1/2011	8/22/2011		0.080%	0.080%	8,001,000	7,999,542.04	533.40	8,000,768.86	693.42
146564	313588KT1	1053	FNMA D N	4/20/2011	8/22/2011		0.110%	0.110%	3,024,000	3,022,854.24	665.28	3,023,912.64	393.12
147296	313588KV6	1053	FNMA D N	6/15/2011	8/24/2011		0.072%	0.072%	8,734,000	8,732,777.24	279.49	8,733,737.98	681.25
146823	9127952A8	1053	TREASURY BILLS	5/12/2011	8/25/2011		0.030%	0.030%	4,799,800	4,799,380.02	199.99	4,799,800.00	219.99
147154	313312LA6	1053	FFCB D N	6/2/2011	8/29/2011		0.080%	0.080%	11,800,000	11,797,692.44	760.45	11,799,613.22	1,160.33
146665	313396LC5	1053	FHLMC D N	5/2/2011	8/31/2011		0.070%	0.070%	7,000,000	6,998,353.06	816.66	6,999,762.78	593.06
146746	313396LC5	1053	FHLMC D N	5/4/2011	8/31/2011		0.070%	0.070%	8,632,000	8,630,002.65	973.50	8,631,707.47	731.32
146765	313396LC5	1053	FHLMC D N	5/5/2011	8/31/2011		0.060%	0.060%	1,001,000	1,000,803.14	95.09	1,000,966.08	67.85
146558	313588LJ2	1053	FNMA D N	4/19/2011	9/6/2011		0.115%	0.115%	3,406,000	3,404,476.76	794.26	3,405,873.22	602.20
146750	313588LJ2	1053	FNMA D N	5/4/2011	9/6/2011		0.070%	0.070%	2,000,000	1,999,513.89	225.56	1,999,925.56	186.11
146747	313384LK3	1053	FHLB D N	5/4/2011	9/7/2011		0.060%	0.060%	5,836,000	5,834,774.44	564.15	5,835,779.53	440.94
146845	313588LK9	1053	FNMA D N	5/16/2011	9/7/2011		0.070%	0.070%	7,399,000	7,397,359.89	661.80	7,398,720.48	698.79
147156	313312LL2	1053	FFCB D N	6/2/2011	9/8/2011		0.080%	0.080%	4,927,000	4,925,927.01	317.52	4,926,811.13	566.60
146825	9127953J8	1053	TREASURY BILLS	5/12/2011	9/8/2011		0.040%	0.040%	4,751,100	4,750,471.80	263.95	4,751,100.00	364.25
146572	313396LQ4	1053	FHLMC D N	4/21/2011	9/12/2011		0.110%	0.110%	2,002,000	2,001,119.12	434.32	2,001,918.81	365.37
146748	313396LR2	1053	FHLMC D N	5/4/2011	9/13/2011		0.075%	0.075%	670,000	669,815.75	80.96	669,972.46	75.75
146433	313396LS0	1053	FHLMC D N	4/6/2011	9/14/2011		0.150%	0.150%	2,624,300	2,622,539.53	940.38	2,624,190.65	710.74
146585	9127953K5	1053	TREASURY BILLS	4/25/2011	9/15/2011		0.088%	0.088%	13,973,000	13,968,115.66	2,288.47	13,973,000.00	2,595.87
146826	9127953K5	1053	TREASURY BILLS	5/12/2011	9/15/2011		0.045%	0.045%	5,000,000	4,999,212.50	312.50	5,000,000.00	475.00
146305	313312LY4	1053	FFCB D N	3/31/2011	9/20/2011		0.160%	0.160%	3,003,000	3,000,691.03	1,227.89	3,002,864.87	945.95
146468	313396ME0	1053	FHLMC D N	4/11/2011	9/26/2011		0.147%	0.147%	2,000,000	1,998,628.00	661.50	1,999,903.33	613.83
146664	313588ME2	1053	FNMA D N	5/2/2011	9/26/2011		0.110%	0.110%	5,552,000	5,549,506.23	1,017.87	5,551,731.65	1,207.55
146565	313312NJ5	1053	FFCB D N	4/20/2011	10/24/2011		0.140%	0.140%	3,000,000	2,997,818.33	840.00	2,999,712.50	1,054.17
146994	313312NJ5	1053	FFCB D N	5/26/2011	10/24/2011		0.075%	0.075%	2,000,000	1,999,370.83	150.00	1,999,808.33	287.50
147045	313312NJ5	1053	FFCB D N	5/31/2011	10/24/2011		0.075%	0.075%	7,004,000	7,001,869.62	452.34	7,003,328.78	1,006.82
		<b>1053 Total</b>							<b>300,143,600</b>	<b>300,067,423.22</b>	<b>45,653.95</b>	<b>300,137,314.39</b>	<b>24,256.80</b>
147602	316175108	1055	FIDELITY GOVT FUND -	6/23/2011	7/1/2011		0.010%	0.010%	697,800	697,800.00	1.53	697,800.00	0.00
		<b>1055 Total</b>							<b>697,800</b>	<b>697,800.00</b>	<b>1.53</b>	<b>697,800.00</b>	<b>0.00</b>
147591	316175108	1056	FIDELITY GOVT FUND -	6/23/2011	7/1/2011		0.010%	0.010%	3,000	3,000.00	0.01	3,000.00	0.00
		<b>1056 Total</b>							<b>3,000</b>	<b>3,000.00</b>	<b>0.01</b>	<b>3,000.00</b>	<b>0.00</b>
		<b>Grand Total</b>							<b>3,877,678,602</b>	<b>3,875,138,984.96</b>	<b>5,119,086.76</b>	<b>3,884,370,648.33</b>	<b>8,150,040.73</b>