




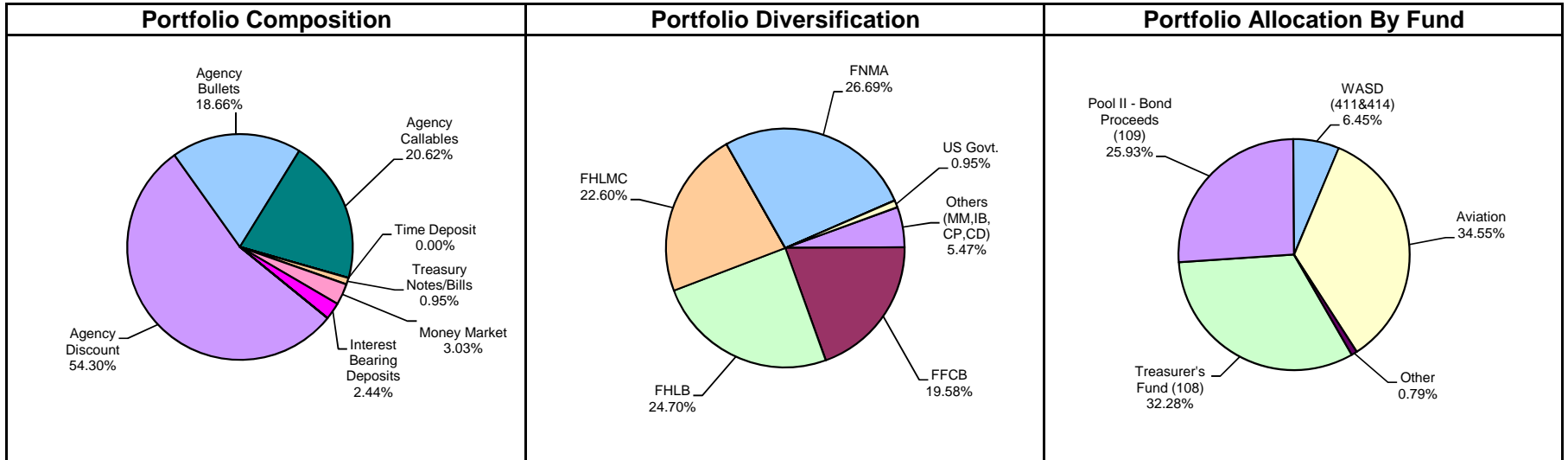
Monthly Summary Investment Report

For the Period Ended

December 31, 2011



Miami-Dade County Total Portfolio Summary December 31, 2011



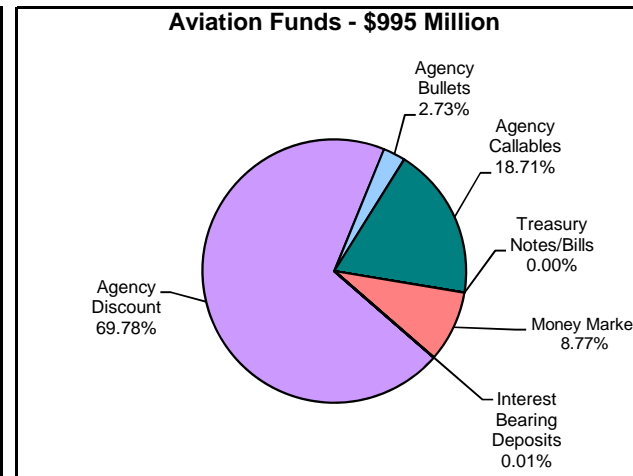
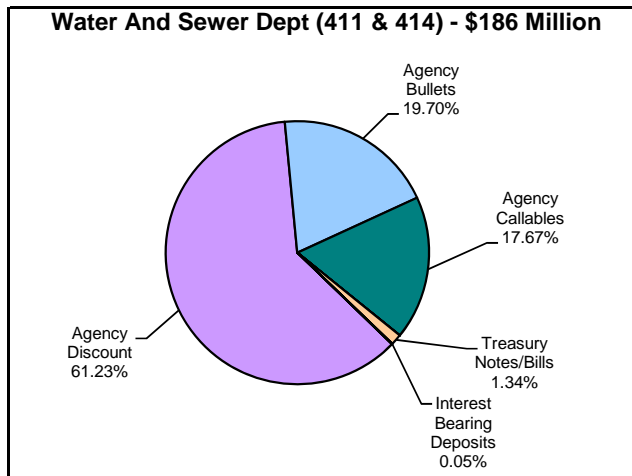
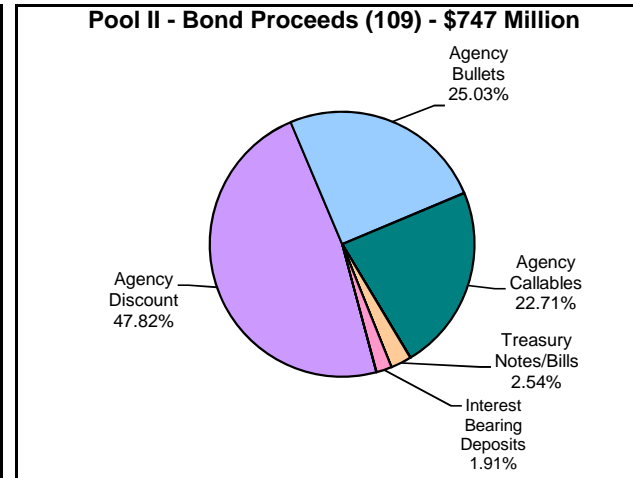
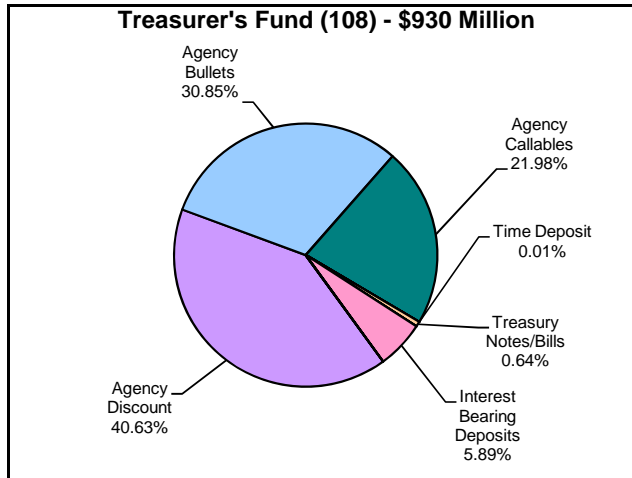
**Miami-Dade County
Summary Statement
December 31, 2011**

Portfolio Summary					
	Current 12/31/2011	Previous Month 11/30/2011	Change from Prior Month	Prior Quarter 9/30/2011	Change from Prior Quarter
Par Value	\$ 2,881,926,051.22	\$ 2,875,178,635.66	\$ 6,747,415.56	\$ 3,270,384,213.39	\$ (388,458,162.17)
Book Value	\$ 2,880,748,310.85	\$ 2,874,013,596.23	\$ 6,734,714.62	\$ 3,269,309,828.99	\$ (388,561,518.14)
Market Value	\$ 2,889,141,510.36	\$ 2,882,089,394.84	\$ 7,052,115.52	\$ 3,277,760,743.90	\$ (388,619,233.54)
Market Value as a % of Book Value	100.29%	100.28%	0.01%	100.26%	0.03%
Accrued Interest	\$ 3,511,001.67	\$ 3,530,764.05	\$ (19,762.38)	\$ 3,802,595.93	\$ (291,594.26)
Total Value (Market Value+ Accrued Interest)	\$ 2,892,652,512.03	\$ 2,885,620,158.89	\$ 7,032,353.14	\$ 3,281,563,339.83	\$ (388,910,827.80)
Interest Earned (Current Month)	\$ 1,254,460.41	\$ 1,274,037.08	\$ (19,576.67)	\$ 1,325,642.45	\$ (71,182.04)
Interest Earned Fiscal YTD (10/1 - 9/30)	\$ 3,789,873.34	\$ 2,535,412.93	\$ 1,254,460.41	\$ 22,886,874.98	\$ 3,789,873.34
Unrealized Gain (Loss)	\$ 8,393,199.51	\$ 8,075,798.61	\$ 317,400.90	\$ 8,450,914.91	\$ (57,715.40)
Weighted Average Days to Maturity	304.91	290.3	14.6	239.6	65.3
Weighted Average Days to Call	185.8	171.6	14.2	144.0	41.8
Yield to Maturity	0.52%	0.53%	-0.01%	0.48%	0.04%
Earned Income Yield for Period	0.52%	0.54%	-0.02%	0.50%	0.02%
Earned Income Yield for Year to Date	0.51%	0.51%	0.00%	0.58%	-0.06%

Yield Maturity Breakdown	Policy Compliance													
	Security Type	% Limit	Current %	Result										
<table style="margin: 0 auto; border: none;"> <tr><td>0-3 Months</td><td>0.14%</td></tr> <tr><td>3-6 Months</td><td>0.38%</td></tr> <tr><td>6-12 Months</td><td>0.39%</td></tr> <tr><td>12-24 Months</td><td>1.14%</td></tr> <tr><td>24-36 Months</td><td>1.47%</td></tr> </table>	0-3 Months	0.14%	3-6 Months	0.38%	6-12 Months	0.39%	12-24 Months	1.14%	24-36 Months	1.47%	Treasuries	100%	0.94%	PASS
	0-3 Months	0.14%												
	3-6 Months	0.38%												
	6-12 Months	0.39%												
	12-24 Months	1.14%												
	24-36 Months	1.47%												
	Agencies	100%	72.96%	PASS										
	Agency Callables	25%	20.62%	PASS										
	Commercial Paper	50%	0.00%	PASS										
	-CP Single Issuer Max	5%	0.00%	PASS										
	Banker's Acceptance	25%	0.00%	PASS										
	Time Deposits	20%	0.02%	PASS										
	SBA/Investment Pools	50%	0.00%	PASS										
	Money Market Funds	30%	3.03%	PASS										
Interest Bearing Deposit	20%	2.43%	PASS											
Open/Closed End Funds	5%	0.00%	PASS											

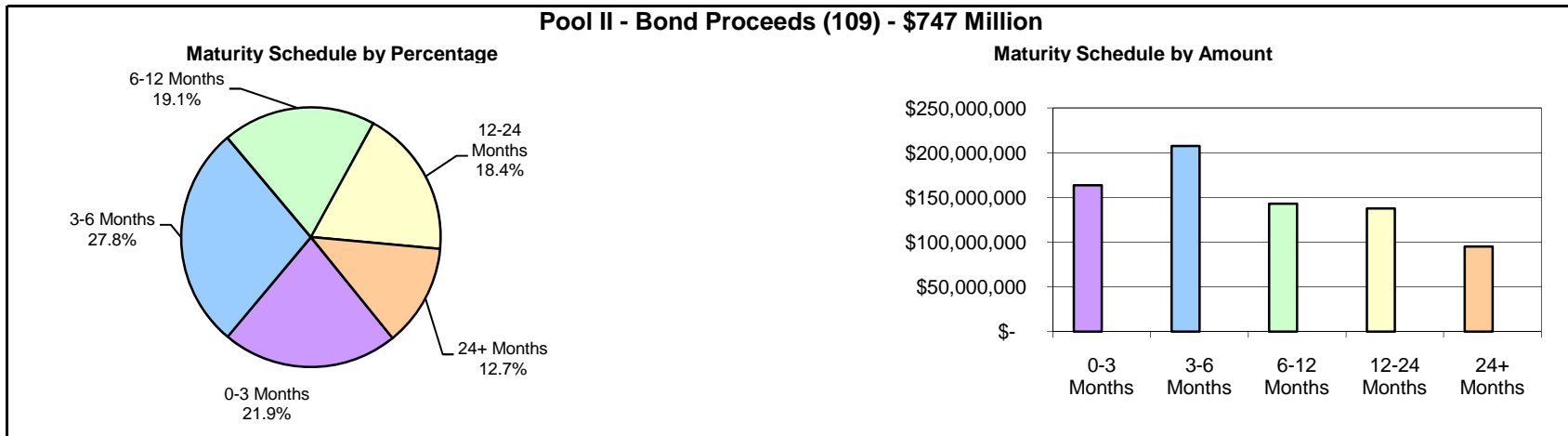

Note: The County currently holds \$2.2 Billion in cash deposits with Wells Fargo Bank due to a high earnings credit rate of 0.25%. These balances offset the cost of banking services. They are not included in the investment portfolio data presented here.

Miami-Dade County Portfolio Composition December 31, 2011

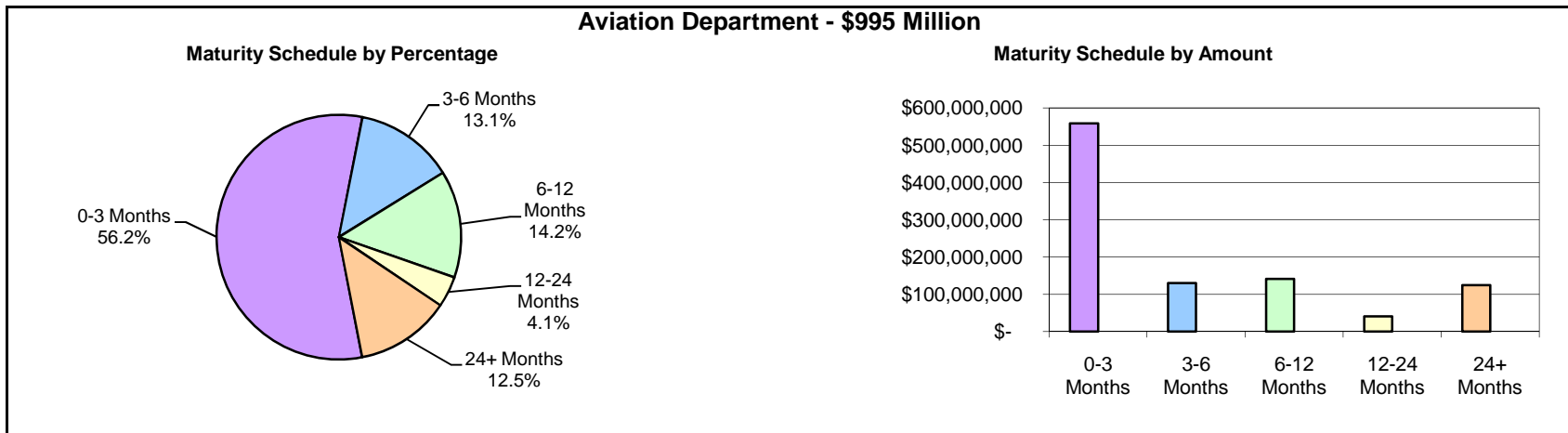
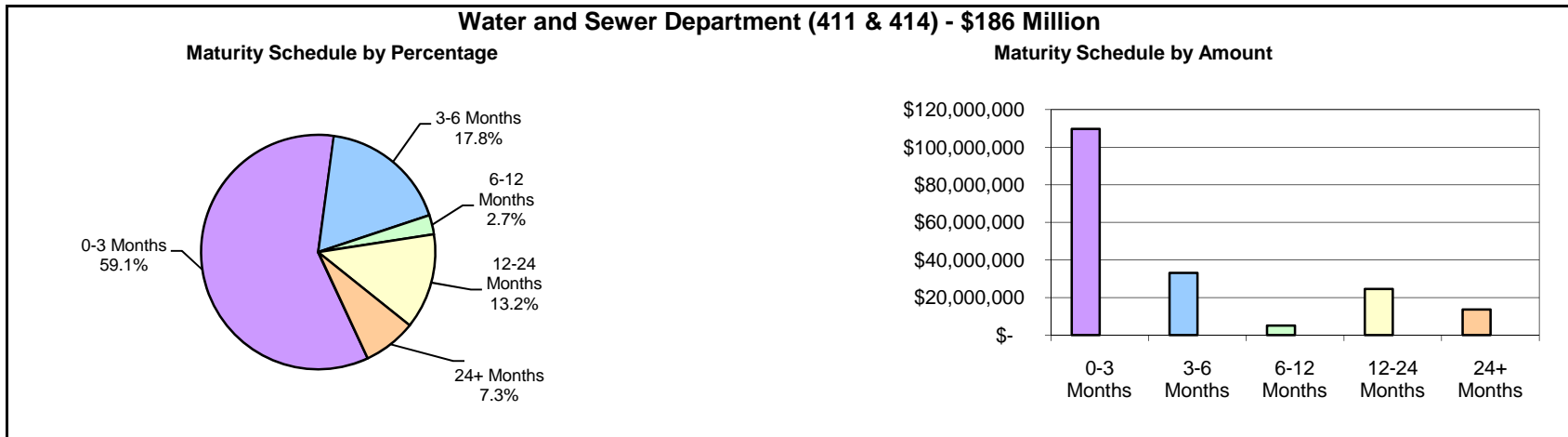


Note: Graphs above do not include miscellaneous funds totaling \$23 million and representing 0.8% of the portfolio.

Miami-Dade County Maturity Breakdown December 31, 2011

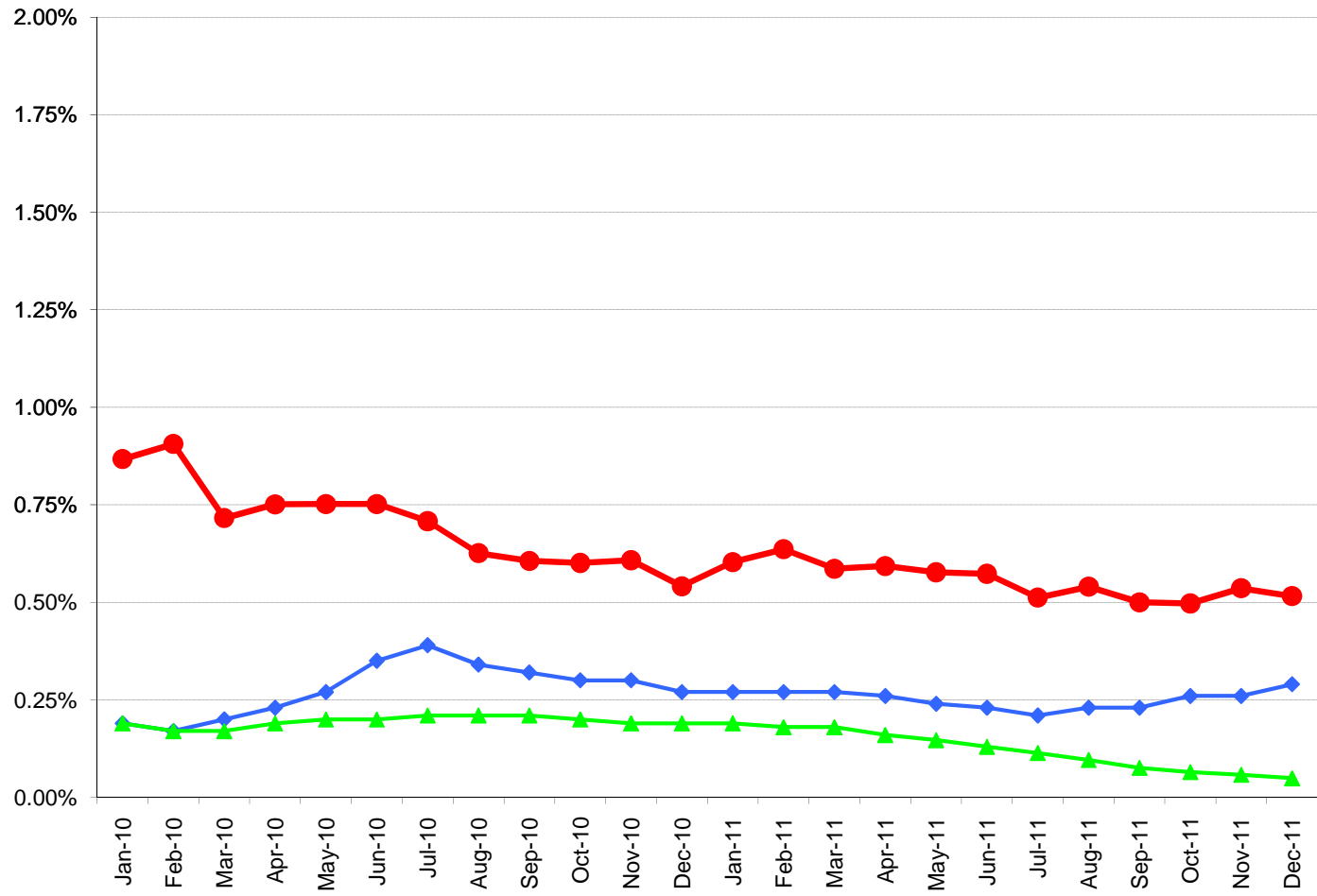


Miami-Dade County Maturity Breakdown December 31, 2011



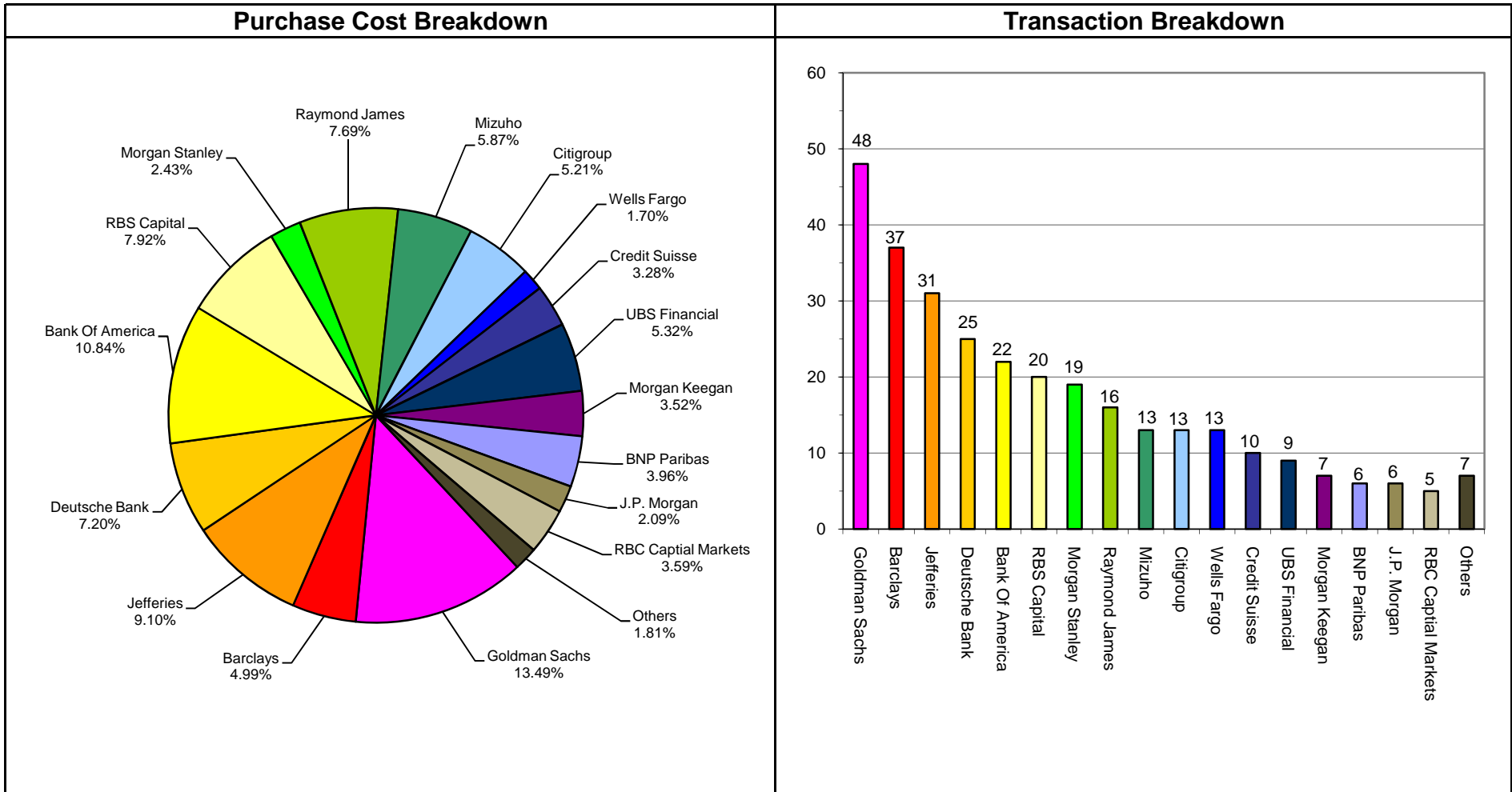
Note: Graphs above do not include miscellaneous funds totaling \$23 million and representing 0.8% of the portfolio.

Miami-Dade County Benchmark Comparisons December 31, 2011



	Jan-10	Feb-10	Mar-10	Apr-10	May-10	Jun-10	Jul-10	Aug-10	Sep-10	Oct-10	Nov-10	Dec-10	Jan-11	Feb-11	Mar-11	Apr-11	May-11	Jun-11	Jul-11	Aug-11	Sep-11	Oct-11	Nov-11	Dec-11
● Miami-Dade - Earned Income Yield	0.87%	0.91%	0.72%	0.75%	0.75%	0.75%	0.71%	0.63%	0.61%	0.60%	0.61%	0.54%	0.60%	0.64%	0.59%	0.59%	0.58%	0.57%	0.51%	0.54%	0.50%	0.50%	0.54%	0.52%
◆ Monthly Avg - Florida SBA Pool	0.19%	0.17%	0.20%	0.23%	0.27%	0.35%	0.39%	0.34%	0.32%	0.30%	0.30%	0.27%	0.27%	0.27%	0.27%	0.26%	0.24%	0.23%	0.21%	0.23%	0.23%	0.26%	0.26%	0.29%
▲ 6-Month Avg of 180-day T-Bill	0.19%	0.17%	0.17%	0.19%	0.20%	0.20%	0.21%	0.21%	0.21%	0.20%	0.19%	0.19%	0.19%	0.18%	0.18%	0.16%	0.15%	0.13%	0.11%	0.10%	0.08%	0.07%	0.06%	0.05%

Miami-Dade County Broker Purchase Distribution December 31, 2011





Detail Security Holdings Report

For the Period Ended

December 31, 2011



MIAMI-DADE COUNTY
REPORT WRITER
AS OF DATE: December 31, 2011
SORTING ORDER: FUND ICC#

INVSMT NUMBER	CUSIP NUMBER	FUND NUMBER	DESCRIPTION	PURCHASE SET DATE	MATURITY DATE	CALL DATE	INTEREST RATE	YTM TRADING	SCHEDULED PAR VALUE	CURRENT BOOK VALUE	PERIOD-END INTEREST ACCRL	MARKET VALUE	UNREALIZED GAIN/LOSS
148245	313396UP6	40	FHLMC D N	8/16/2011	3/21/2012		0.150%	0.150%	777,000	776,294.23	446.77	776,965.47	224.47
40 Total									777,000	776,294.23	446.77	776,965.47	224.47
150185	WACHOVMM7	108	WACHOVIA MMKT LOC SB	12/1/2011	1/1/2012		0.019%	0.019%	3,887,062	3,887,061.65	63.79	3,887,061.65	0.00
150189	WACHOVIA8	108	WACHOVIA INT BRG NOV	12/1/2011	1/1/2012		0.017%	0.017%	678	677.80	0.01	677.80	0.00
150190	WACHOVIA8	108	WACHOVIA INT BRG YTD	12/1/2011	1/1/2012		0.017%	0.017%	654	654.03	0.01	654.03	0.00
150191	WACHOVIA8	108	WACHOVIA INT BEARING	12/1/2011	1/1/2012		0.017%	0.017%	44,063,442	44,063,441.89	650.98	44,063,441.89	0.00
150192	WACHOVIA8	108	WACHOVIA INT BEARING	12/30/2011	1/1/2012		0.017%	0.017%	5,182,122	5,182,121.53	4.94	5,182,121.53	0.00
150193	WACHOVIA8	108	WACHOVIA INT BEARING	12/30/2011	1/1/2012		0.017%	0.017%	1,661,156	1,661,155.54	1.58	1,661,155.54	0.00
147604	313384RH4	108	FHLB D N	7/6/2011	1/3/2012		0.125%	0.125%	128,000	127,919.56	79.55	127,999.86	0.75
147689	313588RH0	108	FNMA D N	7/12/2011	1/3/2012		0.101%	0.101%	1,550,000	1,549,238.99	752.31	1,549,998.28	6.98
147691	313384RH4	108	FHLB D N	7/12/2011	1/3/2012		0.105%	0.105%	627,000	626,679.97	316.37	626,999.30	2.96
148320	313396RH8	108	FHLMC D N	8/19/2011	1/3/2012		0.090%	0.090%	250,000	249,914.38	84.37	249,999.72	0.97
148328	313396RH8	108	FHLMC D N	8/22/2011	1/3/2012		0.090%	0.090%	548,000	547,816.42	180.84	547,999.39	2.13
148341	313588RJ6	108	FNMA D N	8/23/2011	1/4/2012		0.080%	0.080%	4,000,000	3,998,808.89	1,164.44	3,999,993.33	20.00
148415	313588RJ6	108	FNMA D N	8/26/2011	1/4/2012		0.080%	0.080%	1,000,000	999,708.89	284.44	999,998.33	5.00
147692	313384RL5	108	FHLB D N	7/12/2011	1/6/2012		0.105%	0.105%	1,000,000	999,480.83	504.59	999,997.22	11.80
141960	3133703Y2	108	FHLB - BULLET	7/9/2010	1/9/2012		0.625%	0.625%	2,000,000	2,000,000.00	5,972.22	2,000,000.00	0.00
147628	313588RP2	108	FNMA D N	7/7/2011	1/9/2012		0.110%	0.110%	175,000	174,900.54	95.18	174,999.22	3.50
148339	313396RP0	108	FHLMC D N	8/23/2011	1/9/2012		0.085%	0.085%	5,000,000	4,998,359.03	1,546.53	4,999,977.78	72.22
146835	313588RQ0	108	FNMA D N	5/16/2011	1/10/2012		0.130%	0.130%	288,000	287,751.44	239.20	287,998.56	7.92
148755	313396RQ8	108	FHLMC D N	9/19/2011	1/10/2012		0.100%	0.100%	999,000	998,686.43	288.60	998,995.01	19.98
146251	9127952Y6	108	TREASURY BILLS	3/29/2011	1/12/2012		0.221%	0.221%	1,000,000	998,229.88	1,702.75	1,000,000.00	67.37
148316	313384RT8	108	FHLB D N	8/19/2011	1/13/2012		0.100%	0.100%	1,296,000	1,295,470.80	486.00	1,295,991.36	34.56
148338	313396RX3	108	FHLMC D N	8/23/2011	1/17/2012		0.090%	0.090%	5,095,000	5,093,127.59	1,668.61	5,094,954.71	158.51
148508	313396RX3	108	FHLMC D N	9/2/2011	1/17/2012		0.070%	0.070%	2,483,000	2,482,338.56	584.19	2,482,977.93	55.18
148340	313588RY3	108	FNMA D N	8/23/2011	1/18/2012		0.090%	0.090%	4,556,000	4,554,314.28	1,492.09	4,555,956.97	150.60
148742	313384RY7	108	FHLB D N	9/16/2011	1/18/2012		0.110%	0.110%	352,000	351,866.63	115.09	351,996.68	14.96
148850	313384RY7	108	FHLB D N	9/22/2011	1/18/2012		0.055%	0.055%	300,000	299,945.92	46.29	299,997.17	4.96
146924	313396RZ8	108	FHLMC D N	5/23/2011	1/19/2012		0.129%	0.129%	1,000,000	999,136.42	799.08	999,990.00	54.50
133010	3133XSWM6	108	FHLB - BULLET	1/23/2009	1/23/2012		2.100%	2.100%	4,000,000	4,000,000.00	36,866.67	4,005,000.00	5,000.00
142118	3134G1MG6	108	FHLMC STEP UP	7/23/2010	1/23/2012		1.250%	1.301%	2,000,000	1,999,500.00	10,972.22	2,000,625.00	1,125.00
148511	313384SF7	108	FHLB D N	9/2/2011	1/25/2012		0.073%	0.073%	1,130,000	1,129,670.02	275.36	1,129,984.93	39.55
145338	313396SG9	108	FHLMC D N	1/31/2011	1/26/2012		0.270%	0.271%	2,000,000	1,994,600.00	5,025.00	1,999,972.22	347.22
147370	313312SH4	108	FFCB D N	6/24/2011	1/27/2012		0.130%	0.130%	6,451,000	6,445,944.92	4,449.40	6,450,906.82	512.50
148127	313312SL5	108	FFCB D N	8/9/2011	1/30/2012		0.120%	0.120%	670,000	669,611.40	323.83	669,989.21	53.98
148343	313396SL8	108	FHLMC D N	8/23/2011	1/30/2012		0.090%	0.090%	3,000,000	2,998,800.00	982.50	2,999,951.67	169.17
148507	313396SL8	108	FHLMC D N	9/2/2011	1/30/2012		0.080%	0.080%	2,933,000	2,932,022.33	788.65	2,932,952.75	141.77
145499	313312SN1	108	FFCB D N	2/4/2011	2/1/2012		0.300%	0.301%	2,000,000	1,993,966.67	5,516.66	1,999,965.56	482.23
146589	313312SN1	108	FFCB D N	4/26/2011	2/1/2012		0.190%	0.190%	100,000	99,851.69	131.95	99,998.28	14.64
148744	313588SN6	108	FNMA D N	9/16/2011	2/1/2012		0.100%	0.100%	250,000	249,904.17	74.30	249,995.69	17.22
148342	313396ST1	108	FHLMC D N	8/23/2011	2/6/2012		0.130%	0.130%	3,156,000	3,154,096.76	1,492.96	3,155,936.88	347.16
147627	313396SU8	108	FHLMC D N	7/7/2011	2/7/2012		0.160%	0.160%	145,000	144,861.44	114.71	144,997.02	20.87
148114	313396SU8	108	FHLMC D N	8/8/2011	2/7/2012		0.120%	0.120%	102,000	101,937.78	49.64	101,997.90	10.48
148136	313396SU8	108	FHLMC D N	8/9/2011	2/7/2012		0.240%	0.240%	26,000	25,968.45	25.14	25,999.47	5.88
148640	313396SU8	108	FHLMC D N	9/9/2011	2/7/2012		0.100%	0.100%	330,000	329,861.58	104.50	329,993.22	27.14
148857	313396SU8	108	FHLMC D N	9/26/2011	2/7/2012		0.100%	0.100%	155,000	154,942.31	41.76	154,996.81	12.74
139547	31331JDV2	108	FFCB - BULLET	2/10/2010	2/10/2012		0.950%	0.950%	10,000,000	10,000,000.00	37,208.33	10,009,375.00	9,375.00
146592	313384SX8	108	FHLB D N	4/26/2011	2/10/2012		0.210%	0.210%	440,000	439,255.67	641.66	439,990.22	92.89
146863	313396SX2	108	FHLMC D N	5/18/2011	2/10/2012		0.130%	0.130%	250,000	249,758.06	205.83	249,994.44	30.55
148211	313384SX8	108	FHLB D N	8/12/2011	2/10/2012		0.140%	0.140%	5,000,000	4,996,461.11	2,761.11	4,999,888.89	666.67
148609	313384SX8	108	FHLB D N	9/6/2011	2/10/2012		0.097%	0.097%	1,400,000	1,399,407.76	441.35	1,399,968.89	119.78
148614	313384SX8	108	FHLB D N	9/7/2011	2/10/2012		0.093%	0.093%	1,000,000	999,597.00	299.67	999,977.78	81.11
147279	313384TA7	108	FHLB D N	6/15/2011	2/13/2012		0.150%	0.150%	1,250,000	1,248,734.38	1,041.66	1,249,970.14	194.10
148109	313384TA7	108	FHLB D N	8/8/2011	2/13/2012		0.130%	0.130%	1,000,000	999,317.50	527.22	999,976.11	131.39
148405	313588TA3	108	FNMA D N	8/25/2011	2/13/2012		0.120%	0.120%	500,000	499,713.33	215.00	499,988.06	59.73
148413	313396TA1	108	FHLMC D N	8/26/2011	2/13/2012		0.110%	0.110%	1,500,000	1,499,216.25	586.67	1,499,964.17	161.25
148703	313396TA1	108	FHLMC D N	9/14/2011	2/13/2012		0.110%	0.110%	135,000	134,937.30	44.96	134,996.78	14.52

MIAMI-DADE COUNTY
REPORT WRITER
AS OF DATE: December 31, 2011
SORTING ORDER: FUND ICC#

INVSMT NUMBER	CUSIP NUMBER	FUND NUMBER	DESCRIPTION	PURCHASE SET DATE	MATURITY DATE	CALL DATE	INTEREST RATE	YTM TRADING	SCHEDULED PAR VALUE	CURRENT BOOK VALUE	PERIOD-END INTEREST ACCRL	MARKET VALUE	UNREALIZED GAIN/LOSS
148717	313588TA3	108	FNMA D N	9/15/2011	2/13/2012		0.090%	0.090%	1,000,000	999,622.50	270.00	999,976.11	83.61
148344	313588TC9	108	FNMA D N	8/23/2011	2/15/2012		0.120%	0.120%	1,808,000	1,806,939.31	789.49	1,807,954.80	226.00
148414	313588TC9	108	FNMA D N	8/26/2011	2/15/2012		0.110%	0.110%	1,231,000	1,230,349.28	481.46	1,230,969.23	138.49
148613	313384TC3	108	FHLB D N	9/7/2011	2/15/2012		0.100%	0.100%	1,000,000	999,552.78	322.22	999,975.00	100.00
148718	313588TC9	108	FNMA D N	9/15/2011	2/15/2012		0.090%	0.090%	1,000,000	999,617.50	270.00	999,975.00	87.50
147284	313312TD2	108	FFCB D N	6/15/2011	2/16/2012		0.140%	0.140%	1,000,000	999,043.33	777.78	999,974.44	153.33
148311	313588TE5	108	FNMA D N	8/19/2011	2/17/2012		0.125%	0.125%	2,000,000	1,998,736.11	937.50	1,999,947.78	274.17
148329	313384TE9	108	FHLB D N	8/22/2011	2/17/2012		0.110%	0.110%	170,000	169,907.02	68.57	169,995.56	19.97
146846	313588TJ4	108	FNMA D N	5/17/2011	2/21/2012		0.140%	0.140%	1,000,000	998,911.11	890.56	999,971.67	170.00
148611	313588TJ4	108	FNMA D N	9/7/2011	2/21/2012		0.100%	0.100%	1,259,000	1,258,415.96	405.68	1,258,964.33	142.69
148612	313588TJ4	108	FNMA D N	9/7/2011	2/21/2012		0.100%	0.100%	1,200,000	1,199,443.33	386.67	1,199,966.00	136.00
148639	313396TJ2	108	FHLMC D N	9/9/2011	2/21/2012		0.110%	0.110%	750,000	749,621.88	261.25	749,978.75	95.62
148505	313588TK1	108	FNMA D N	9/2/2011	2/22/2012		0.090%	0.090%	3,186,000	3,184,622.06	963.76	3,185,907.96	322.14
148683	313588TK1	108	FNMA D N	9/13/2011	2/22/2012		0.100%	0.100%	1,800,000	1,799,190.00	550.00	1,799,948.00	208.00
148719	313588TK1	108	FNMA D N	9/15/2011	2/22/2012		0.100%	0.100%	1,000,000	999,555.56	300.00	999,971.11	115.55
149380	313588TK1	108	FNMA D N	11/2/2011	2/22/2012		0.060%	0.060%	300,000	299,944.00	30.00	299,991.33	17.33
145602	3136FRBQ5	108	FNMA STEP UP	2/24/2011	2/24/2012		1.000%	1.000%	3,150,000	3,150,000.00	11,112.50	3,151,968.75	1,968.75
148681	313588TS4	108	FNMA D N	9/13/2011	2/29/2012		0.105%	0.105%	2,200,000	2,198,915.58	705.84	2,199,927.89	306.47
148108	313384TT6	108	FHLB D N	8/8/2011	3/1/2012		0.150%	0.150%	1,000,000	999,141.67	608.33	999,966.67	216.67
148701	313588TT2	108	FNMA D N	9/14/2011	3/1/2012		0.102%	0.102%	300,000	299,856.35	92.65	299,990.00	41.00
148684	313384TU3	108	FHLB D N	9/13/2011	3/2/2012		0.110%	0.110%	359,000	358,812.42	120.67	358,987.83	54.74
148699	313384TU3	108	FHLB D N	9/14/2011	3/2/2012		0.110%	0.110%	1,200,000	1,199,376.67	399.66	1,199,959.33	183.00
148716	313384TU3	108	FHLB D N	9/15/2011	3/2/2012		0.110%	0.110%	1,500,000	1,499,225.42	495.00	1,499,949.17	228.75
148757	313384TU3	108	FHLB D N	9/19/2011	3/2/2012		0.120%	0.120%	170,000	169,906.50	58.93	169,994.24	28.81
148740	313396TX1	108	FHLMC D N	9/16/2011	3/5/2012		0.105%	0.105%	1,550,000	1,549,226.94	483.73	1,549,944.89	234.22
148817	313588TX3	108	FNMA D N	9/22/2011	3/5/2012		0.080%	0.080%	5,000,000	4,998,166.67	1,122.22	4,999,822.22	533.33
149853	313588TX3	108	FNMA D N	12/2/2011	3/5/2012		0.080%	0.080%	100,000	99,979.11	6.67	99,996.44	10.66
148682	313384TZ2	108	FHLB D N	9/13/2011	3/7/2012		0.110%	0.110%	2,000,000	1,998,924.44	672.23	1,999,926.67	330.00
146252	9127953G4	108	TREASURY BILLS	3/29/2011	3/8/2012		0.266%	0.266%	5,000,000	4,987,278.12	10,251.25	5,000,000.00	2,470.63
139330	3133XWW47	108	FHLB - BULLET	2/1/2010	3/9/2012		1.125%	1.125%	6,000,000	6,000,000.00	21,000.00	6,011,250.00	11,250.00
146023	31331KDM9	108	FFCB - BULLET	3/14/2011	3/9/2012		0.280%	0.285%	1,100,000	1,099,972.42	958.22	1,100,343.75	371.33
148698	313588UE3	108	FNMA D N	9/14/2011	3/12/2012		0.120%	0.120%	1,400,000	1,399,160.00	508.67	1,399,944.78	276.11
148176	313396UF8	108	FHLMC D N	8/10/2011	3/13/2012		0.120%	0.120%	3,000,000	2,997,840.00	1,440.00	2,999,880.00	600.00
148215	313396UF8	108	FHLMC D N	8/12/2011	3/13/2012		0.140%	0.140%	250,000	249,791.94	138.06	249,990.00	60.00
148702	313396UF8	108	FHLMC D N	9/14/2011	3/13/2012		0.120%	0.120%	225,000	224,864.25	81.75	224,991.00	45.00
146343	313396UG6	108	FHLMC D N	4/1/2011	3/14/2012		0.280%	0.281%	2,500,000	2,493,233.33	5,347.22	2,499,898.61	1,318.06
148720	313588UG8	108	FNMA D N	9/15/2011	3/14/2012		0.111%	0.111%	950,000	949,469.82	316.35	949,961.47	175.30
149324	313588UM5	108	FNMA D N	11/1/2011	3/19/2012		0.075%	0.075%	1,000,000	999,710.42	127.08	999,956.67	119.17
148704	313396UN1	108	FHLMC D N	9/14/2011	3/20/2012		0.120%	0.120%	100,000	99,937.33	36.34	99,995.61	21.94
148785	313588UP8	108	FNMA D N	9/21/2011	3/21/2012		0.094%	0.094%	5,000,000	4,997,623.89	1,331.67	4,999,777.78	822.22
149325	313588UP8	108	FNMA D N	11/1/2011	3/21/2012		0.075%	0.075%	1,000,000	999,706.25	127.08	999,955.56	122.23
148745	313396UR2	108	FHLMC D N	9/16/2011	3/23/2012		0.110%	0.110%	200,000	199,884.50	65.39	199,990.89	41.00
150110	313312UR9	108	FFCB D N	12/22/2011	3/23/2012		0.100%	0.100%	100,000	99,974.44	2.78	99,995.44	18.22
148855	313396UU5	108	FHLMC D N	9/26/2011	3/26/2012		0.085%	0.085%	2,000,000	1,999,140.56	458.05	1,999,905.56	306.95
149328	313384UU1	108	FHLB D N	11/1/2011	3/26/2012		0.090%	0.090%	714,000	713,739.39	108.89	713,966.28	118.00
148741	313396UV3	108	FHLMC D N	9/16/2011	3/27/2012		0.120%	0.120%	1,210,000	1,209,221.57	431.56	1,209,942.19	289.06
148754	313396UV3	108	FHLMC D N	9/19/2011	3/27/2012		0.110%	0.110%	1,000,000	999,419.44	317.78	999,952.22	215.00
141836	3133702E7	108	FHLB - BULLET	7/1/2010	4/2/2012		0.750%	0.750%	3,000,000	3,000,000.00	11,250.00	3,004,687.50	4,687.50
148506	313588VB8	108	FNMA D N	9/2/2011	4/2/2012		0.130%	0.130%	3,000,000	2,997,692.50	1,310.83	2,999,846.67	843.34
148743	313588VB8	108	FNMA D N	9/16/2011	4/2/2012		0.130%	0.130%	275,000	274,802.38	106.26	274,985.94	77.30
149735	313588VB8	108	FNMA D N	11/30/2011	4/2/2012		0.090%	0.090%	140,000	139,956.60	11.20	139,992.84	25.04
150108	313588VB8	108	FNMA D N	12/22/2011	4/2/2012		0.100%	0.100%	160,000	159,954.67	4.44	159,991.82	32.71
148756	313312VD9	108	FFCB D N	9/19/2011	4/4/2012		0.140%	0.140%	375,000	374,711.25	151.67	374,980.42	117.50
149237	313396VJ9	108	FHLMC D N	10/26/2011	4/9/2012		0.095%	0.095%	200,000	199,912.39	35.36	199,989.00	41.25
149331	313396VJ9	108	FHLMC D N	11/1/2011	4/9/2012		0.090%	0.090%	201,000	200,919.60	30.65	200,988.95	38.70
140513	31331JKR3	108	FFCB - BULLET	4/16/2010	4/16/2012		1.200%	1.200%	10,000,000	10,000,000.00	25,000.00	10,031,250.00	31,250.00
149332	313588VR3	108	FNMA D N	11/1/2011	4/16/2012		0.083%	0.083%	100,000	99,961.50	14.06	99,994.11	18.55

MIAMI-DADE COUNTY
REPORT WRITER
AS OF DATE: December 31, 2011
SORTING ORDER: FUND ICC#

INVSMT NUMBER	CUSIP NUMBER	FUND NUMBER	DESCRIPTION	PURCHASE SET DATE	MATURITY DATE	CALL DATE	INTEREST RATE	YTM TRADING	SCHEDULED PAR VALUE	CURRENT BOOK VALUE	PERIOD-END INTEREST ACCRL	MARKET VALUE	UNREALIZED GAIN/LOSS
149378	313396VR1	108	FHLMC D N	11/2/2011	4/16/2012		0.090%	0.090%	500,000	499,792.50	75.00	499,970.56	103.06
149642	313396VR1	108	FHLMC D N	11/21/2011	4/16/2012		0.070%	0.070%	700,000	699,799.92	55.80	699,958.78	103.06
149644	313396VR1	108	FHLMC D N	11/21/2011	4/16/2012		0.060%	0.060%	300,000	299,926.50	20.50	299,982.33	35.33
149844	313396VR1	108	FHLMC D N	12/2/2011	4/16/2012		0.070%	0.070%	3,010,000	3,009,204.02	175.58	3,009,822.74	443.14
149852	313588VR3	108	FNMA D N	12/2/2011	4/16/2012		0.090%	0.090%	116,000	115,960.56	8.70	115,993.17	23.91
149888	313384VR7	108	FHLD D N	12/5/2011	4/16/2012		0.070%	0.070%	150,000	149,961.21	7.87	149,991.17	22.09
149920	313384VR7	108	FHLB D N	12/8/2011	4/16/2012		0.050%	0.050%	250,000	249,954.86	8.33	249,985.28	22.09
150169	313384VR7	108	FHLB D N	12/29/2011	4/16/2012		0.100%	0.100%	116,000	115,964.88	0.97	115,993.17	27.32
148317	313396VS9	108	FHLMC D N	8/19/2011	4/17/2012		0.160%	0.161%	500,000	499,460.00	301.24	499,970.28	209.04
148327	313312VT4	108	FFCB D N	8/22/2011	4/18/2012		0.140%	0.140%	3,000,000	2,997,200.00	1,540.00	2,999,820.00	1,080.00
149632	313384VT3	108	FHLB D N	11/21/2011	4/18/2012		0.070%	0.070%	3,300,000	3,299,043.92	263.08	3,299,802.00	495.00
149641	313384VT3	108	FHLB D N	11/21/2011	4/18/2012		0.070%	0.070%	800,000	799,768.22	63.78	799,952.00	120.00
149917	313384VT3	108	FHLB D N	12/8/2011	4/18/2012		0.060%	0.060%	700,000	699,846.00	28.00	699,958.00	84.00
149314	313384VV8	108	FHLB D N	11/1/2011	4/20/2012		0.085%	0.085%	2,768,000	2,766,882.42	398.67	2,767,830.84	549.75
146866	313384VY2	108	FHLB D N	5/18/2011	4/23/2012		0.180%	0.180%	2,400,000	2,395,908.00	2,736.00	2,399,849.33	1,205.33
148615	313384VY2	108	FHLB D N	9/7/2011	4/23/2012		0.130%	0.130%	1,000,000	999,173.06	418.89	999,937.22	345.27
149464	313396VY6	108	FHLMC D N	11/7/2011	4/23/2012		0.090%	0.090%	6,440,000	6,437,295.20	885.50	6,439,595.71	1,415.01
149646	313396VY6	108	FHLMC D N	11/21/2011	4/23/2012		0.080%	0.080%	100,000	99,965.78	9.11	99,993.72	18.83
149326	313384WA3	108	FHLB D N	11/1/2011	4/25/2012		0.090%	0.090%	1,000,000	999,560.00	152.50	999,936.11	223.61
149333	313384WA3	108	FHLB D N	11/1/2011	4/25/2012		0.085%	0.085%	2,000,000	1,999,168.89	288.06	1,999,872.22	415.27
149245	3134G2V58	108	FHLMC STEP UP	10/26/2011	4/26/2012		1.000%	1.302%	5,000,000	4,992,500.00	9,027.78	5,007,812.50	15,312.50
149311	3134G2V58	108	FHLMC STEP UP	11/1/2011	4/26/2012		1.000%	1.000%	6,520,000	6,520,905.56	11,772.23	6,530,187.50	10,187.50
149341	313384WC9	108	FHLB D N	11/1/2011	4/27/2012		0.085%	0.085%	2,700,000	2,698,865.25	388.88	2,699,824.50	570.37
149391	313396WF6	108	FHLMC D N	11/3/2011	4/30/2012		0.081%	0.081%	1,000,000	999,597.25	132.75	999,933.33	203.33
149661	313396WF6	108	FHLMC D N	11/22/2011	4/30/2012		0.070%	0.070%	1,429,000	1,428,555.42	111.15	1,428,904.73	238.16
149887	313396WF6	108	FHLMC D N	12/5/2011	4/30/2012		0.070%	0.070%	484,000	483,861.66	25.41	483,967.73	80.66
149900	313396WF6	108	FHLMC D N	12/6/2011	4/30/2012		0.065%	0.065%	1,056,000	1,055,721.63	49.57	1,055,929.60	158.40
148112	313384WG0	108	FHLB D N	8/8/2011	5/1/2012		0.175%	0.175%	470,000	469,389.98	333.57	469,968.41	244.86
148642	313588WG6	108	FNMA D N	9/9/2011	5/1/2012		0.160%	0.160%	210,000	209,780.67	106.40	209,985.88	98.81
148858	313588WG6	108	FNMA D N	9/26/2011	5/1/2012		0.100%	0.100%	85,000	84,948.53	22.90	84,994.29	22.86
149235	313588WH4	108	FNMA D N	10/26/2011	5/2/2012		0.110%	0.110%	805,000	804,535.11	164.80	804,945.44	245.53
149329	313588WH4	108	FNMA D N	11/1/2011	5/2/2012		0.090%	0.090%	250,000	249,885.63	38.12	249,983.06	59.31
149376	313588WH4	108	FNMA D N	11/2/2011	5/2/2012		0.090%	0.090%	1,885,000	1,884,142.33	282.75	1,884,872.24	447.16
149590	313384WH8	108	FHLB D N	11/16/2011	5/2/2012		0.075%	0.075%	1,000,000	999,650.00	95.83	999,932.22	186.39
149668	313588WH4	108	FNMA D N	11/22/2011	5/2/2012		0.080%	0.080%	692,000	691,750.88	61.51	691,953.10	140.71
149656	313384WK1	108	FHLB D N	11/22/2011	5/4/2012		0.080%	0.080%	2,300,000	2,299,161.78	204.44	2,299,841.56	475.34
149847	313384WK1	108	FHLB D N	12/2/2011	5/4/2012		0.075%	0.075%	1,000,000	999,679.17	62.50	999,931.11	189.44
149284	3134G1XP4	108	FHLMC STEP UP	11/5/2011	5/5/2012	2/5/2012	1.000%	1.000%	4,500,000	4,500,000.00	7,000.00	4,502,812.50	2,812.50
134814	31331GVL0	108	FFCB - BULLET	5/7/2009	5/7/2012		1.875%	1.875%	5,000,000	5,000,000.00	14,062.50	5,029,687.50	29,687.50
148406	313396WN9	108	FHLMC D N	8/25/2011	5/7/2012		0.170%	0.170%	250,000	249,697.78	152.29	249,982.36	132.29
146849	313312WQ9	108	FFCB D N	5/17/2011	5/9/2012		0.200%	0.200%	4,600,000	4,590,851.11	5,852.22	4,599,670.33	2,967.00
148641	313588WV3	108	FNMA D N	9/9/2011	5/14/2012		0.160%	0.160%	325,000	324,641.78	164.67	324,975.81	169.36
149643	313396WV1	108	FHLMC D N	11/21/2011	5/14/2012		0.080%	0.080%	500,000	499,805.56	45.55	499,962.78	111.67
149845	313396WV1	108	FHLMC D N	12/2/2011	5/14/2012		0.075%	0.075%	1,450,000	1,449,504.58	90.63	1,449,892.06	296.85
149890	313396WV1	108	FHLMC D N	12/5/2011	5/14/2012		0.085%	0.085%	106,000	105,959.71	6.76	105,992.11	25.64
149317	313384WV5	108	FHLB D N	11/1/2011	5/15/2012		0.100%	0.100%	1,015,000	1,014,447.39	171.99	1,014,823.88	304.50
149318	313312WV6	108	FFCB D N	11/1/2011	5/15/2012		0.100%	0.100%	1,000,000	999,455.56	169.44	999,925.00	300.00
149319	313312WV6	108	FFCB D N	11/1/2011	5/15/2012		0.100%	0.100%	1,000,000	999,455.56	169.44	999,925.00	300.00
149851	313384WV5	108	FHLB D N	12/2/2011	5/15/2012		0.070%	0.070%	150,000	149,951.88	8.75	149,988.75	28.12
149622	313384WX3	108	FHLB D N	11/18/2011	5/16/2012		0.080%	0.080%	1,600,000	1,599,360.00	156.44	1,599,879.11	362.67
149655	313384WX3	108	FHLB D N	11/22/2011	5/16/2012		0.075%	0.075%	2,348,000	2,347,139.07	195.67	2,347,822.60	487.86
149660	313396WX7	108	FHLMC D N	11/22/2011	5/16/2012		0.085%	0.085%	1,500,000	1,499,376.67	141.67	1,499,886.67	368.33
149485	313396WZ2	108	FHLMC D N	11/8/2011	5/18/2012		0.085%	0.085%	500,000	499,773.34	63.75	499,961.67	124.58
149636	313384WZ8	108	FHLB D N	11/21/2011	5/18/2012		0.070%	0.070%	1,000,000	999,651.94	79.72	999,923.33	191.67
149662	313384WZ8	108	FHLB D N	11/22/2011	5/18/2012		0.090%	0.090%	1,100,000	1,099,510.50	110.00	1,099,915.67	295.17
149979	313384WZ8	108	FHLB D N	12/13/2011	5/18/2012		0.070%	0.070%	1,000,000	999,694.72	36.94	999,923.33	191.67
148412	313384XC8	108	FHLB D N	8/26/2011	5/21/2012		0.160%	0.160%	2,465,000	2,462,052.96	1,402.31	2,464,806.91	1,351.64

MIAMI-DADE COUNTY
REPORT WRITER
AS OF DATE: December 31, 2011
SORTING ORDER: FUND ICC#

INVSMT NUMBER	CUSIP NUMBER	FUND NUMBER	DESCRIPTION	PURCHASE SET DATE	MATURITY DATE	CALL DATE	INTEREST RATE	YTM TRADING	SCHEDULED PAR VALUE	CURRENT BOOK VALUE	PERIOD-END INTEREST ACCRL	MARKET VALUE	UNREALIZED GAIN/LOSS
149967	313396XC2	108	FHLMC D N	12/13/2011	5/21/2012		0.070%	0.070%	1,150,000	1,149,642.22	42.49	1,149,909.92	225.21
149335	313396XD0	108	FHLMC D N	11/1/2011	5/22/2012		0.090%	0.090%	1,000,000	999,492.50	152.50	999,921.11	276.11
149731	313588XE0	108	FNMA D N	11/29/2011	5/23/2012		0.085%	0.085%	200,000	199,916.89	15.58	199,984.11	51.64
149733	313588XE0	108	FNMA D N	11/30/2011	5/23/2012		0.095%	0.095%	1,740,000	1,739,196.46	146.93	1,739,861.77	518.38
138792	3133XWDC0	108	FHLB - BULLET	12/28/2009	5/25/2012		1.250%	1.296%	10,000,000	9,997,776.11	12,500.00	10,043,750.00	45,973.89
150008	313396XG3	108	FHLMC D N	12/15/2011	5/25/2012		0.080%	0.080%	4,169,000	4,167,499.16	157.50	4,168,664.16	1,007.50
149266	313396XL2	108	FHLMC D N	10/28/2011	5/29/2012		0.110%	0.110%	198,000	197,870.53	39.33	197,983.61	73.75
149620	313588XL4	108	FNMA D N	11/18/2011	5/29/2012		0.090%	0.090%	1,900,000	1,899,083.25	209.00	1,899,842.72	550.47
149638	313396XL2	108	FHLMC D N	11/21/2011	5/29/2012		0.085%	0.085%	900,000	899,596.25	87.13	899,925.50	242.12
149342	313396XM0	108	FHLMC D N	11/1/2011	5/30/2012		0.100%	0.100%	395,000	394,768.49	66.93	394,967.08	131.66
149466	313396XM0	108	FHLMC D N	11/7/2011	5/30/2012		0.100%	0.100%	1,195,000	1,194,319.51	182.57	1,194,900.42	398.34
150075	313384XM6	108	FHLB D N	12/21/2011	5/30/2012		0.075%	0.075%	5,000,000	4,998,322.92	114.58	4,999,583.33	1,145.83
148770	313396XP3	108	FHLMC D N	9/20/2011	6/1/2012		0.150%	0.150%	450,000	449,521.88	193.12	449,962.00	247.00
148856	313384XP9	108	FHLB D N	9/26/2011	6/1/2012		0.140%	0.140%	650,000	649,370.58	245.20	649,945.11	329.33
149320	313396XP3	108	FHLMC D N	11/1/2011	6/1/2012		0.120%	0.120%	930,000	929,339.70	189.10	929,921.47	392.67
149322	313588XP5	108	FNMA D N	11/1/2011	6/1/2012		0.120%	0.120%	350,000	349,751.50	71.17	349,970.44	147.77
149323	313588XP5	108	FNMA D N	11/1/2011	6/1/2012		0.120%	0.120%	300,000	299,787.00	61.00	299,974.67	126.67
149654	313384XP9	108	FHLB D N	11/22/2011	6/1/2012		0.090%	0.090%	2,440,000	2,438,828.80	244.00	2,439,793.96	721.16
141445	31331JPZ0	108	FFCB - BULLET	6/8/2010	6/4/2012		1.000%	1.000%	7,000,000	7,000,000.00	5,250.00	7,026,250.00	26,250.00
149968	313396XS7	108	FHLMC D N	12/13/2011	6/4/2012		0.070%	0.070%	412,000	411,860.61	15.22	411,964.52	88.69
149969	313396XS7	108	FHLMC D N	12/13/2011	6/4/2012		0.075%	0.075%	121,000	120,956.14	4.79	120,989.58	28.65
150009	313396XS7	108	FHLMC D N	12/15/2011	6/4/2012		0.075%	0.075%	2,876,000	2,874,969.43	101.86	2,875,752.34	681.05
150014	313396XS7	108	FHLMC D N	12/15/2011	6/4/2012		0.078%	0.078%	1,250,000	1,249,534.17	46.04	1,249,892.36	312.15
149234	313396XT5	108	FHLMC D N	10/26/2011	6/5/2012		0.105%	0.105%	1,000,000	999,349.58	195.42	999,913.33	368.33
149262	313396XT5	108	FHLMC D N	10/27/2011	6/5/2012		0.130%	0.130%	960,000	959,230.40	228.80	959,916.80	457.60
138690	31331G6G9	108	FFCB - BULLET	12/16/2009	6/11/2012		1.125%	1.295%	10,000,000	9,991,681.72	6,250.00	10,043,750.00	52,068.28
148216	313384XZ7	108	FHLB D N	8/12/2011	6/11/2012		0.190%	0.190%	200,000	199,679.11	149.89	199,982.00	153.00
149379	313588XZ3	108	FNMA D N	11/2/2011	6/11/2012		0.110%	0.110%	500,000	499,660.83	91.67	499,955.00	202.50
149921	313588YC3	108	FNMA D N	12/8/2011	6/14/2012		0.100%	0.100%	250,000	249,868.75	16.67	249,977.08	91.66
141530	3136FMYF5	108	FNMA STEP UP	6/15/2010	6/15/2012		1.500%	1.500%	2,500,000	2,500,000.00	1,666.67	2,508,593.75	8,593.75
144297	31331J2G7	108	FFCB - BULLET	11/26/2010	6/15/2012		0.300%	0.426%	5,000,000	4,996,870.37	666.67	5,003,125.00	6,254.63
150083	313396YD9	108	FHLMC D N	12/21/2011	6/15/2012		0.070%	0.070%	175,000	174,939.77	3.74	174,983.86	40.35
150049	313384YG8	108	FHLB D N	12/16/2011	6/18/2012		0.090%	0.090%	500,000	499,768.75	20.00	499,953.06	164.31
150161	313396YG2	108	FHLMC D N	12/28/2011	6/18/2012		0.080%	0.080%	200,000	199,923.11	1.78	199,981.22	56.33
149980	313384YH6	108	FHLB D N	12/14/2011	6/19/2012		0.075%	0.075%	1,000,000	999,608.33	37.50	999,905.56	259.73
150111	313384YH6	108	FHLB D N	12/22/2011	6/19/2012		0.110%	0.110%	100,000	99,945.00	3.06	99,990.56	42.50
149375	313384YK9	108	FHLB D N	11/2/2011	6/21/2012		0.120%	0.120%	2,000,000	1,998,453.33	400.00	1,999,808.89	955.56
149633	313384YK9	108	FHLB D N	11/21/2011	6/21/2012		0.085%	0.085%	3,250,000	3,248,365.52	314.62	3,249,689.44	1,009.30
140548	31398AP71	108	FNMA - BULLET	4/19/2010	6/22/2012		1.250%	1.267%	5,000,000	4,999,599.37	1,562.50	5,026,562.50	26,963.13
147252	3136FRQV8	108	FNMA STEP UP	6/22/2011	6/22/2012		1.000%	1.101%	5,000,000	4,997,513.66	1,250.00	5,012,500.00	14,986.34
149321	313396YL1	108	FHLMC D N	11/1/2011	6/22/2012		0.110%	0.110%	500,000	499,642.50	93.19	499,951.94	216.25
149377	313384YL7	108	FHLB D N	11/2/2011	6/22/2012		0.110%	0.110%	1,638,000	1,636,833.84	300.30	1,637,842.57	708.43
148700	313396YQ0	108	FHLMC D N	9/14/2011	6/26/2012		0.170%	0.170%	500,000	499,324.72	257.36	499,950.83	368.75
149236	313396YQ0	108	FHLMC D N	10/26/2011	6/26/2012		0.110%	0.110%	212,000	211,841.94	43.40	211,979.15	93.81
149392	313396YQ0	108	FHLMC D N	11/3/2011	6/26/2012		0.120%	0.120%	700,000	699,449.33	137.67	699,931.17	344.17
149477	313396YQ0	108	FHLMC D N	11/8/2011	6/26/2012		0.110%	0.110%	1,100,000	1,099,223.58	181.50	1,099,891.83	486.75
149619	313396YQ0	108	FHLMC D N	11/18/2011	6/26/2012		0.080%	0.080%	2,322,000	2,320,859.64	227.04	2,321,771.67	684.99
150055	313396YQ0	108	FHLMC D N	12/16/2011	6/26/2012		0.070%	0.070%	100,000	99,962.47	3.11	99,990.17	24.59
147299	313374FF2	108	FHLB - BULLET	6/27/2011	6/27/2012		0.250%	0.250%	3,000,000	3,000,000.00	83.33	3,000,937.50	937.50
150087	3136FTWL9	108	FNMA STEP UP	12/27/2011	6/27/2012		0.500%	0.500%	5,000,000	5,000,000.00	277.78	4,996,875.00	(3,125.00)
150046	313384YS2	108	FHLB D N	12/16/2011	6/28/2012		0.090%	0.090%	1,281,000	1,280,375.51	51.24	1,280,872.61	445.86
141745	3136FMM84	108	FNMA STEP UP	6/29/2010	6/29/2012		1.450%	1.450%	3,000,000	3,000,000.00	241.67	3,010,312.50	10,312.50
148188	313588YT6	108	FNMA D N	8/10/2011	6/29/2012		0.200%	0.200%	210,000	209,622.00	168.00	209,968.50	178.50
148214	313312YW4	108	FFCB D N	8/12/2011	7/2/2012		0.190%	0.190%	595,000	593,979.41	445.92	594,848.77	423.44
149889	313396YW7	108	FHLMC D N	12/5/2011	7/2/2012		0.110%	0.110%	107,000	106,931.34	8.83	106,983.68	43.51
150081	313588YW9	108	FNMA D N	12/21/2011	7/2/2012		0.070%	0.070%	1,490,000	1,489,437.94	31.87	1,489,772.78	302.97
149498	313312YX2	108	FFCB D N	11/9/2011	7/3/2012		0.100%	0.100%	2,000,000	1,998,683.33	294.45	1,999,488.89	511.11

MIAMI-DADE COUNTY
REPORT WRITER
AS OF DATE: December 31, 2011
SORTING ORDER: FUND ICC#

INVSMT NUMBER	CUSIP NUMBER	FUND NUMBER	DESCRIPTION	PURCHASE SET DATE	MATURITY DATE	CALL DATE	INTEREST RATE	YTM TRADING	SCHEDULED PAR VALUE	CURRENT BOOK VALUE	PERIOD-END INTEREST ACCRL	MARKET VALUE	UNREALIZED GAIN/LOSS
150047	313384YX1	108	FHLB D N	12/16/2011	7/3/2012		0.090%	0.090%	1,000,000	999,500.00	40.00	999,846.67	306.67
150052	313384ZA0	108	FHLB D N	12/16/2011	7/6/2012		0.100%	0.100%	200,000	199,887.22	8.89	199,968.83	72.72
148786	313384ZE2	108	FHLB D N	9/21/2011	7/10/2012		0.155%	0.155%	2,500,000	2,496,846.18	1,097.92	2,499,602.08	1,657.98
150106	313384ZE2	108	FHLB D N	12/22/2011	7/10/2012		0.100%	0.100%	500,000	499,720.83	13.89	499,920.42	185.70
149726	313384ZF9	108	FHLB D N	11/29/2011	7/11/2012		0.100%	0.100%	250,000	249,843.75	22.92	249,960.00	93.33
149623	313588ZL2	108	FNMA D N	11/18/2011	7/16/2012		0.110%	0.110%	1,375,000	1,373,987.47	184.86	1,374,774.27	601.94
149634	313588ZL2	108	FNMA D N	11/21/2011	7/16/2012		0.100%	0.100%	1,275,000	1,274,157.08	145.21	1,274,790.69	488.40
149657	313588ZL2	108	FNMA D N	11/22/2011	7/16/2012		0.090%	0.090%	2,000,000	1,998,815.00	200.00	1,999,671.67	656.67
150013	313588ZL2	108	FNMA D N	12/15/2011	7/16/2012		0.085%	0.085%	1,500,000	1,499,242.08	60.21	1,499,753.75	451.46
150044	313588ZL2	108	FNMA D N	12/16/2011	7/16/2012		0.090%	0.090%	2,072,000	2,070,896.66	82.88	2,071,659.85	680.31
150048	313588ZL2	108	FNMA D N	12/16/2011	7/16/2012		0.085%	0.085%	1,000,000	999,497.08	37.78	999,835.83	300.97
149315	313384ZM4	108	FHLB D N	11/1/2011	7/17/2012		0.120%	0.120%	2,000,000	1,998,273.33	406.67	1,999,670.00	990.00
149591	313384ZM4	108	FHLB D N	11/16/2011	7/17/2012		0.110%	0.110%	450,000	449,664.50	63.25	449,925.75	198.00
149316	313384ZN2	108	FHLB D N	11/1/2011	7/18/2012		0.130%	0.130%	1,500,000	1,498,591.67	330.42	1,499,751.25	829.16
150045	313384ZN2	108	FHLB D N	12/16/2011	7/18/2012		0.090%	0.090%	1,600,000	1,599,140.00	64.00	1,599,734.67	530.67
150053	313384ZQ5	108	FHLB D N	12/16/2011	7/20/2012		0.100%	0.100%	200,000	199,879.44	8.89	199,966.50	78.17
150170	313384ZQ5	108	FHLB D N	12/29/2011	7/20/2012		0.090%	0.090%	100,000	99,949.00	0.75	99,983.25	33.50
147865	TD0001	108	TIME DEPOSIT - MDTA	7/24/2011	7/24/2012		0.010%	0.010%	25,000	25,000.00	0.47	25,000.00	0.00
148610	313312ZV5	108	FFCB D N	9/6/2011	7/25/2012		0.160%	0.160%	1,150,000	1,148,349.11	598.00	1,149,670.97	723.86
148787	313384ZV4	108	FHLB D N	9/21/2011	7/25/2012		0.160%	0.160%	2,234,000	2,230,941.90	1,012.75	2,233,616.50	1,661.85
148853	313312ZV5	108	FFCB D N	9/26/2011	7/25/2012		0.130%	0.130%	2,280,000	2,277,505.30	798.63	2,279,347.67	1,043.74
149265	313312ZV5	108	FFCB D N	10/28/2011	7/25/2012		0.140%	0.140%	200,000	199,789.22	50.56	199,942.78	103.00
149588	313384ZV4	108	FHLB D N	11/16/2011	7/25/2012		0.110%	0.110%	1,695,000	1,693,694.85	238.24	1,694,709.03	775.94
149906	313384ZV4	108	FHLB D N	12/6/2011	7/25/2012		0.080%	0.080%	510,000	509,737.06	29.47	509,912.45	145.92
150016	313384ZV4	108	FHLB D N	12/15/2011	7/25/2012		0.090%	0.090%	200,000	199,888.50	8.50	199,965.67	68.67
150054	313384ZV4	108	FHLB D N	12/16/2011	7/25/2012		0.100%	0.100%	200,000	199,876.67	8.89	199,965.67	80.11
149910	313396A29	108	FHLMC D N	12/7/2011	7/30/2012		0.080%	0.080%	1,250,000	1,249,344.44	69.44	1,249,780.21	366.33
150160	313396A29	108	FHLMC D N	12/28/2011	7/30/2012		0.100%	0.100%	332,000	331,801.72	3.69	331,941.62	136.21
150104	313588A47	108	FNMA D N	12/22/2011	8/1/2012		0.080%	0.080%	1,150,000	1,149,430.11	25.56	1,149,795.88	340.21
150050	313384A58	108	FHLB D N	12/16/2011	8/2/2012		0.120%	0.120%	400,000	399,693.33	21.33	399,928.67	214.01
149147	313312A67	108	FFCB D N	10/13/2011	8/3/2012		0.150%	0.150%	3,000,000	2,996,312.50	1,000.00	2,999,104.17	1,791.67
149480	313312A67	108	FFCB D N	11/8/2011	8/3/2012		0.130%	0.130%	1,000,000	999,028.61	195.00	999,701.39	477.78
149589	313312A67	108	FFCB D N	11/16/2011	8/3/2012		0.110%	0.110%	1,250,000	1,249,003.13	175.69	1,249,626.74	447.92
149606	313312A67	108	FFCB D N	11/16/2011	8/3/2012		0.110%	0.110%	3,000,000	2,997,607.50	421.67	2,999,104.17	1,075.00
149327	313396A94	108	FHLMC D N	11/1/2011	8/6/2012		0.130%	0.130%	775,000	774,219.19	170.71	774,859.21	469.31
149334	313396A94	108	FHLMC D N	11/1/2011	8/6/2012		0.150%	0.150%	1,500,000	1,498,256.25	381.25	1,499,727.50	1,090.00
149848	313312A91	108	FFCB D N	12/2/2011	8/6/2012		0.120%	0.120%	555,000	554,541.20	55.50	554,831.96	235.26
149905	313396A94	108	FHLMC D N	12/6/2011	8/6/2012		0.090%	0.090%	820,000	819,499.80	53.30	819,851.03	297.93
149923	313396A94	108	FHLMC D N	12/8/2011	8/6/2012		0.080%	0.080%	175,000	174,905.89	9.33	174,968.21	52.99
150007	313396A94	108	FHLMC D N	12/15/2011	8/6/2012		0.095%	0.095%	10,000,000	9,993,798.61	448.61	9,998,183.33	3,936.11
150010	313396A94	108	FHLMC D N	12/15/2011	8/6/2012		0.095%	0.095%	2,574,000	2,572,403.76	115.47	2,573,532.39	1,013.16
150051	313396A94	108	FHLMC D N	12/16/2011	8/6/2012		0.075%	0.075%	365,000	364,822.06	12.17	364,933.69	99.46
149313	313396B28	108	FHLMC D N	11/1/2011	8/7/2012		0.145%	0.145%	4,000,000	3,995,489.20	982.71	3,999,270.00	2,798.09
149922	313384B32	108	FHLB D N	12/8/2011	8/8/2012		0.105%	0.105%	250,000	249,822.08	17.50	249,954.17	114.59
142423	31331JXY4	108	FFCB - BULLET	8/10/2010	8/10/2012		0.625%	0.625%	7,500,000	7,500,000.00	18,359.38	7,518,750.00	18,750.00
149911	313384B57	108	FHLB D N	12/7/2011	8/10/2012		0.110%	0.110%	1,000,000	999,245.28	76.39	999,815.00	493.33
150043	313384B57	108	FHLB D N	12/16/2011	8/10/2012		0.085%	0.085%	4,000,000	3,997,752.22	151.11	3,999,260.00	1,356.67
149330	313384B99	108	FHLB D N	11/1/2011	8/14/2012		0.150%	0.150%	250,000	249,701.04	63.54	249,952.92	188.34
150076	313384B99	108	FHLB D N	12/21/2011	8/14/2012		0.090%	0.090%	4,200,000	4,197,511.50	115.50	4,199,209.00	1,582.00
150079	313396B93	108	FHLMC D N	12/21/2011	8/14/2012		0.100%	0.100%	3,000,000	2,998,025.00	91.67	2,999,435.00	1,318.33
150080	313384B99	108	FHLB D N	12/21/2011	8/14/2012		0.105%	0.105%	2,000,000	1,998,617.50	64.17	1,999,623.33	941.66
149390	313312C24	108	FFCB D N	11/3/2011	8/15/2012		0.135%	0.135%	1,750,000	1,748,123.13	387.19	1,749,448.26	937.94
149468	313312C24	108	FFCB D N	11/7/2011	8/15/2012		0.130%	0.130%	650,000	649,338.08	129.10	649,795.07	327.89
149891	313384C72	108	FHLB D N	12/5/2011	8/20/2012		0.100%	0.100%	101,000	100,927.34	7.57	100,980.47	45.56
149893	313384C72	108	FHLB D N	12/5/2011	8/20/2012		0.100%	0.100%	2,475,000	2,473,219.38	185.62	2,474,521.50	1,116.50
149724	313384C80	108	FHLB D N	11/29/2011	8/21/2012		0.100%	0.100%	750,000	749,445.83	68.75	749,854.38	339.80
149669	313384D22	108	FHLB D N	11/22/2011	8/23/2012		0.120%	0.120%	538,000	537,506.83	71.73	537,894.64	316.08

MIAMI-DADE COUNTY
REPORT WRITER
AS OF DATE: December 31, 2011
SORTING ORDER: FUND ICC#

INVSMT NUMBER	CUSIP NUMBER	FUND NUMBER	DESCRIPTION	PURCHASE SET DATE	MATURITY DATE	CALL DATE	INTEREST RATE	YTM TRADING	SCHEDULED PAR VALUE	CURRENT BOOK VALUE	PERIOD-END INTEREST ACCRL	MARKET VALUE	UNREALIZED GAIN/LOSS
148282	3134G2YP1	108	FHLMC STEP UP	8/24/2011	8/24/2012	2/24/2012	0.500%	0.500%	1,500,000	1,500,000.00	2,645.83	1,498,593.75	(1,406.25)
149465	313312D31	108	FFCB D N	11/7/2011	8/24/2012		0.140%	0.140%	5,216,000	5,210,097.21	1,115.65	5,214,290.31	3,077.45
149647	313396D34	108	FHLMC D N	11/21/2011	8/24/2012		0.110%	0.110%	127,000	126,892.51	15.91	126,975.02	66.60
148284	3134G2WH1	108	FHLMC STEP UP	8/25/2011	8/25/2012	2/25/2012	1.000%	1.000%	2,860,000	2,860,000.00	2,860.00	2,862,681.25	2,681.25
141778	3133XYUR4	108	FHLB - BULLET	6/30/2010	8/30/2012		1.050%	1.050%	3,000,000	3,000,000.00	87.50	3,015,937.50	15,937.50
141779	3133XYUR4	108	FHLB - BULLET	6/30/2010	8/30/2012		1.050%	1.050%	2,500,000	2,500,000.00	72.92	2,513,281.25	13,281.25
149640	313588E27	108	FNMA D N	11/21/2011	8/31/2012		0.115%	0.115%	831,000	830,246.10	108.84	830,607.35	252.41
149645	3.13396E+30	108	FHLMC D N	11/21/2011	8/31/2012		0.110%	0.110%	130,000	129,887.19	16.29	129,938.58	35.10
150082	313588E27	108	FNMA D N	12/21/2011	8/31/2012		0.090%	0.090%	400,000	399,746.17	10.99	399,811.00	53.84
149909	313588E68	108	FNMA D N	12/7/2011	9/4/2012		0.105%	0.105%	1,760,000	1,758,603.73	128.33	1,759,154.71	422.65
148387	3134G2ZW5	108	FHLMC STEP UP	9/14/2011	9/14/2012	3/14/2012	1.000%	1.000%	3,000,000	3,000,000.00	8,916.67	3,001,875.00	1,875.00
149945	313384F87	108	FHLB D N	12/12/2011	9/14/2012		0.100%	0.100%	1,500,000	1,498,845.83	83.33	1,499,250.42	321.26
149918	313588G33	108	FNMA D N	12/8/2011	9/17/2012		0.120%	0.120%	636,000	635,397.92	50.88	635,678.47	229.67
150074	313588G33	108	FNMA D N	12/21/2011	9/17/2012		0.100%	0.100%	7,950,000	7,944,015.42	242.92	7,945,980.83	1,722.49
149286	TD0001	108	TD ACT 365	10/26/2011	9/18/2012		0.010%	0.010%	25,000	25,000.00	0.46	25,000.00	0.00
149637	313312G46	108	FFCB D N	11/21/2011	9/18/2012		0.120%	0.120%	1,000,000	998,993.33	136.67	999,492.50	362.50
149942	313396G49	108	FHLMC D N	12/12/2011	9/18/2012		0.110%	0.110%	2,755,000	2,752,634.53	168.36	2,753,601.84	798.95
149946	313396G49	108	FHLMC D N	12/12/2011	9/18/2012		0.110%	0.110%	1,250,000	1,248,926.74	76.39	1,249,365.63	362.50
150011	313396G49	108	FHLMC D N	12/15/2011	9/18/2012		0.105%	0.105%	2,500,000	2,497,972.92	123.96	2,498,731.25	634.37
150077	313396G49	108	FHLMC D N	12/21/2011	9/18/2012		0.095%	0.095%	4,000,000	3,997,128.89	116.11	3,997,970.00	725.00
150078	313396G49	108	FHLMC D N	12/21/2011	9/18/2012		0.110%	0.110%	3,500,000	3,497,091.11	117.64	3,498,223.75	1,015.00
150119	313396G49	108	FHLMC D N	12/22/2011	9/18/2012		0.100%	0.100%	3,600,000	3,597,290.00	100.00	3,598,173.00	783.00
141618	3133XYVF9	108	FHLB - BULLET	6/21/2010	9/21/2012		1.075%	1.075%	2,500,000	2,500,000.00	7,465.28	2,514,843.75	14,843.75
149227	313375LD7	108	FHLB STEP UP	10/25/2011	9/23/2012	3/23/2012	0.750%	0.778%	2,000,000	1,999,589.82	333.33	2,000,000.00	410.18
149592	313384H51	108	FHLB D N	11/16/2011	9/27/2012		0.120%	0.120%	108,000	107,886.24	16.56	107,943.30	40.50
142975	3136FPKK2	108	FNMA STEP UP	9/28/2010	9/28/2012	9/28/2010	1.000%	1.073%	6,000,000	5,995,655.95	15,500.00	6,005,625.00	9,969.05
149393	313396H63	108	FHLMC D N	11/3/2011	9/28/2012		0.150%	0.150%	165,000	164,773.13	40.56	164,896.88	83.19
149635	313312H60	108	FFCB D N	11/21/2011	9/28/2012		0.130%	0.130%	1,200,000	1,198,648.00	177.67	1,199,250.00	424.33
149639	313396H63	108	FHLMC D N	11/21/2011	9/28/2012		0.130%	0.130%	835,000	834,059.23	123.63	834,478.13	295.27
149665	313312H60	108	FFCB D N	11/22/2011	9/28/2012		0.130%	0.130%	1,000,000	998,876.94	144.45	999,375.00	353.61
149993	313588H99	108	FNMA D N	12/14/2011	10/1/2012		0.100%	0.100%	1,922,000	1,920,441.04	96.10	1,920,798.75	261.61
149912	313384J42	108	FHLB D N	12/7/2011	10/4/2012		0.125%	0.125%	600,000	599,370.83	52.08	599,625.00	202.09
150012	3134G2X23	108	FHLMC STEP UP	12/15/2011	10/6/2012	4/6/2012	0.500%	0.500%	2,000,000	2,001,916.67	2,361.11	1,999,375.00	(625.00)
149312	3134G2U91	108	FHLMC STEP UP	11/1/2011	10/13/2012	4/13/2012	1.000%	1.033%	6,000,000	6,001,125.00	13,000.00	6,007,500.00	9,375.00
149389	3134G2U91	108	FHLMC STEP UP	11/3/2011	10/13/2012	4/13/2012	1.000%	1.107%	5,025,000	5,022,766.67	10,887.50	5,031,281.25	11,306.25
149211	3135G0ED1	108	FNMA STEP UP	10/24/2011	10/17/2012	4/17/2012	0.500%	0.551%	2,500,000	2,498,993.06	2,569.45	2,499,218.75	468.75
149966	313384L64	108	FHLB D N	12/13/2011	10/22/2012		0.125%	0.125%	1,800,000	1,798,037.50	118.75	1,798,875.00	718.75
149210	3136FTFZ7	108	FNMA STEP UP	10/24/2011	10/24/2012		0.650%	0.650%	3,000,000	3,000,000.00	3,629.17	3,000,000.00	0.00
150101	313375Y76	108	FHLB STEP UP	12/22/2011	10/27/2012	1/27/2012	0.750%	0.750%	2,000,000	2,002,291.67	2,666.67	2,000,625.00	625.00
146016	3136FPUC9	108	FHLMC - BULLET	3/14/2011	10/30/2012		0.500%	0.530%	1,200,000	1,199,639.90	1,016.67	1,201,875.00	2,235.10
146344	31398A4T6	108	FNMA - BULLET	4/1/2011	10/30/2012		0.500%	0.659%	1,800,000	1,797,158.30	1,525.00	1,804,500.00	7,341.70
146492	31398A4T6	108	FNMA - BULLET	4/14/2011	10/30/2012		0.500%	0.525%	400,000	399,901.80	338.89	401,000.00	1,098.20
150015	313588M85	108	FNMA D N	12/15/2011	11/1/2012		0.140%	0.140%	400,000	399,499.11	26.44	399,625.00	99.45
146678	31331JY56	108	FFCB - BULLET	11/2/2010	11/2/2012		0.400%	0.470%	3,500,000	3,497,553.35	2,294.44	3,504,375.00	6,821.65
149564	3136FTKP3	108	FNMA STEP UP	11/16/2011	11/14/2012		0.500%	0.500%	5,000,000	5,000,138.89	3,263.89	5,000,000.00	0.00
149897	313376BC8	108	FHLB - BULLET	12/6/2011	11/14/2012		0.180%	0.189%	5,000,000	5,000,150.00	1,175.00	4,996,875.00	(2,725.00)
149907	313312P79	108	FFCB D N	12/6/2011	11/16/2012		0.155%	0.155%	100,000	99,851.03	11.19	99,906.25	44.03
144257	31331J2V4	108	FFCB - BULLET	11/19/2010	11/19/2012		0.550%	0.563%	7,500,000	7,499,063.78	4,812.50	7,518,750.00	19,686.22
144296	31331J2V4	108	FFCB - BULLET	11/26/2010	11/19/2012		0.550%	0.563%	5,000,000	4,999,369.82	3,208.33	5,012,500.00	13,130.18
149919	313588Q24	108	FNMA D N	12/8/2011	11/19/2012		0.150%	0.150%	254,000	253,632.76	25.40	253,761.88	103.72
149725	313312Q45	108	FFCB D N	11/29/2011	11/21/2012		0.170%	0.170%	500,000	499,154.72	77.92	499,531.25	298.61
150102	313376DS1	108	FHLB - BULLET	12/22/2011	11/21/2012		0.180%	0.183%	2,000,000	2,000,250.00	400.00	1,998,750.00	(1,190.00)
149960	313376F26	108	FHLB - BULLET	12/13/2011	11/23/2012		0.180%	0.180%	5,000,000	5,000,450.00	900.00	4,996,875.00	(3,125.00)
150105	3136FTLZ0	108	FNMA STEP UP	12/22/2011	11/28/2012		1.000%	1.000%	1,000,000	1,000,666.67	916.67	1,001,250.00	1,250.00
147047	31331KMM9	108	FFCB - BULLET	6/3/2011	12/3/2012		0.350%	0.350%	2,000,000	2,000,000.00	544.44	2,001,875.00	1,875.00
150136	313312S92	108	FFCB D N	12/27/2011	12/12/2012		0.140%	0.140%	8,205,000	8,193,800.18	159.54	8,197,307.81	3,348.09
138763	31331JAB9	108	FFCB - BULLET	12/24/2009	12/24/2012		1.625%	1.636%	10,000,000	9,998,934.31	3,159.72	10,131,250.00	132,315.69

MIAMI-DADE COUNTY
REPORT WRITER
AS OF DATE: December 31, 2011
SORTING ORDER: FUND ICC#

INVSMT NUMBER	CUSIP NUMBER	FUND NUMBER	DESCRIPTION	PURCHASE SET DATE	MATURITY DATE	CALL DATE	INTEREST RATE	YTM TRADING	SCHEDULED PAR VALUE	CURRENT BOOK VALUE	PERIOD-END INTEREST ACCRL	MARKET VALUE	UNREALIZED GAIN/LOSS
150067	3136FTVB2	108	FNMA STEP UP	12/28/2011	12/28/2012		1.000%	1.000%	3,500,000	3,500,000.00	291.67	3,503,281.25	3,281.25
139566	31331JDT7	108	FFCB - BULLET	2/11/2010	2/11/2013		1.650%	1.667%	10,000,000	9,997,495.44	64,166.67	10,146,875.00	149,379.56
139371	3133XWX87	108	FHLB - BULLET	2/4/2010	3/8/2013		1.750%	1.766%	10,000,000	9,997,579.78	54,930.56	10,159,375.00	161,795.22
134036	31331GRG6	108	FFCB - BULLET	3/26/2009	3/26/2013		2.500%	2.511%	15,000,000	14,997,757.71	98,958.33	15,403,125.00	405,367.29
146288	3137EACS6	108	FHLMC - BULLET	3/31/2011	3/28/2013		0.750%	0.850%	1,000,000	998,515.00	1,937.50	1,005,625.00	7,110.00
146292	3137EACS6	108	FHLMC - BULLET	3/31/2011	3/28/2013		0.750%	0.810%	4,000,000	3,996,430.00	7,750.00	4,022,500.00	26,070.00
139793	3137EACJ6	108	FHLMC - BULLET	3/5/2010	4/15/2013		1.625%	1.630%	5,000,000	4,999,615.13	17,152.78	5,084,375.00	84,759.87
143255	3134G1VX9	108	FHLMC C I	10/19/2010	4/19/2013	4/19/2013	0.800%	0.800%	3,500,000	3,500,000.00	5,600.00	3,517,500.00	17,500.00
149791	31331K2J8	108	FFCB - BULLET	12/6/2011	5/24/2013		0.250%	0.250%	5,000,000	5,000,000.00	868.06	4,993,750.00	(6,250.00)
149899	3136FTPC7	108	FNMA STEP UP	12/6/2011	5/28/2013	11/28/2012	1.000%	1.068%	1,655,000	1,653,712.78	1,517.09	1,655,517.19	2,172.19
141364	31331JQU0	108	FFCB - BULLET	6/3/2010	6/3/2013		1.600%	1.642%	3,900,000	3,897,615.60	4,853.33	3,969,468.75	71,853.15
147200	3133745V8	108	FHLB - BULLET	6/21/2011	6/21/2013		0.500%	0.500%	2,000,000	2,000,000.00	277.78	2,004,375.00	4,375.00
141166	31331JPK3	108	FFCB - BULLET	5/25/2010	6/25/2013		1.375%	1.479%	5,000,000	4,992,428.40	1,145.83	5,081,250.00	88,821.60
147985	31331KTH3	108	FFCB C I	8/1/2011	8/1/2013	8/1/2012	0.600%	0.600%	2,500,000	2,500,000.00	6,250.00	2,503,125.00	3,125.00
139498	3133XWYK9	108	FHLB - BULLET	2/8/2010	8/8/2013		1.875%	1.875%	15,000,000	15,000,000.00	111,718.75	15,356,250.00	356,250.00
145227	313372H64	108	FHLB - BULLET	1/28/2011	8/28/2013		1.000%	1.000%	1,200,000	1,200,000.00	4,100.00	1,212,000.00	12,000.00
145246	313372HW7	108	FHLB - BULLET	2/4/2011	9/4/2013		1.000%	1.000%	1,200,000	1,200,000.00	3,900.00	1,211,250.00	11,250.00
148384	3134G2ZN5	108	FHLMC STEP UP	9/6/2011	9/6/2013	3/6/2012	1.125%	1.125%	2,500,000	2,500,000.00	8,984.38	2,503,125.00	3,125.00
148499	3134G2ZB1	108	FNMA C I	9/6/2011	9/6/2013	3/6/2012	0.500%	0.513%	2,500,000	2,499,375.00	3,993.06	2,496,875.00	(2,500.00)
142593	3136FPEL7	108	FNMA C I	9/9/2010	9/9/2013	9/9/2013	1.050%	1.050%	4,000,000	4,000,000.00	13,066.67	4,035,000.00	35,000.00
142737	3136FPEL7	108	FNMA C I	9/9/2010	9/9/2013	9/9/2013	1.050%	1.067%	5,410,000	5,408,198.31	17,672.67	5,457,337.50	49,139.19
148286	3136FRT37	108	FNMA STEP UP	9/14/2011	9/14/2013	9/14/2012	1.050%	1.050%	3,500,000	3,500,000.00	10,922.92	3,508,750.00	8,750.00
150103	3136FRS46	108	FNMA STEP UP	12/22/2011	9/14/2013	9/14/2012	1.125%	1.125%	1,500,000	1,504,593.75	5,015.63	1,504,687.50	4,687.50
148861	31331KZS2	108	FFCB C I	9/26/2011	9/26/2013	9/26/2012	0.400%	0.400%	2,500,000	2,500,000.00	2,638.89	2,496,093.75	(3,906.25)
146291	31398A2M3	108	FNMA - BULLET	3/31/2011	9/30/2013		1.125%	1.125%	5,000,000	5,000,000.00	14,218.75	5,064,062.50	64,062.50
143222	31398A4H2	108	FNMA C I	10/8/2010	10/8/2013	10/8/2013	1.125%	1.125%	3,000,000	3,000,000.00	7,781.25	3,039,375.00	39,375.00
149208	3136FTDC0	108	FNMA STEP UP	10/24/2011	10/12/2013	10/12/2012	1.000%	1.077%	5,000,000	4,994,166.67	10,972.23	5,007,812.50	15,312.50
149209	3134G2T69	108	FHLMC STEP UP	10/24/2011	10/13/2013	4/13/2012	1.125%	1.228%	4,000,000	3,993,375.00	9,750.00	4,010,000.00	18,000.00
143339	31398A4N9	108	FNMA C I	10/15/2010	10/15/2013	10/15/2013	1.000%	1.008%	3,000,000	2,999,500.46	6,333.33	3,021,562.50	22,062.04
149143	31331KF88	108	FFCB - BULLET	10/17/2011	10/17/2013		0.400%	0.400%	2,500,000	2,500,000.00	2,055.56	2,500,000.00	0.00
149193	31331KK41	108	FFCB C I	10/25/2011	10/25/2013	10/25/2012	0.500%	0.500%	2,000,000	2,000,000.00	1,833.33	2,001,250.00	1,250.00
149467	3137EACX5	108	FHLMC - BULLET	11/7/2011	10/30/2013		0.375%	0.380%	1,000,000	999,972.92	635.42	998,750.00	(1,150.00)
149529	3135G0FN8	108	FNMA C I	11/21/2011	11/21/2013	11/21/2012	0.550%	0.593%	2,000,000	1,998,300.00	1,222.22	1,998,750.00	450.00
149605	31331KW30	108	FFCB - BULLET	11/22/2011	11/22/2013		0.500%	0.500%	5,000,000	5,000,000.00	2,708.33	4,998,437.50	(1,562.50)
145115	31331JZ25	108	FFCB - BULLET	1/14/2011	11/26/2013		0.920%	1.080%	1,500,000	1,495,283.24	1,341.67	1,513,593.75	18,310.51
149964	3133762C8	108	FHLB - BULLET	12/13/2011	11/27/2013		0.375%	0.380%	2,000,000	2,000,133.33	708.33	1,997,500.00	(2,300.00)
149896	3134G26H0	108	FHLMC STEP UP	12/6/2011	11/28/2013	11/28/2012	1.250%	1.250%	5,000,000	5,001,388.89	5,729.17	5,021,875.00	21,875.00
149859	31331K2M1	108	FFCB - BULLET	12/9/2011	12/9/2013		0.400%	0.420%	2,000,000	1,999,204.00	488.89	1,999,375.00	171.00
150156	31331K4D9	108	FFCB C I	12/28/2011	12/27/2013	12/27/2012	0.470%	0.470%	10,000,000	10,000,130.56	522.23	9,996,875.00	(3,125.00)
150097	3136FTVC0	108	FNMA STEP UP	12/28/2011	12/28/2013	12/28/2012	1.000%	1.000%	4,415,000	4,415,000.00	367.92	4,421,898.44	6,898.44
150098	3136FTXL8	108	FNMA STEP UP	12/28/2011	12/28/2013	12/28/2012	1.000%	1.010%	3,500,000	3,499,300.00	291.67	3,503,281.25	3,981.25
150059	313376MM4	108	FHLB - BULLET	12/30/2011	12/30/2013		0.400%	0.400%	3,000,000	3,000,000.00	33.33	2,997,187.50	(2,812.50)
145134	31331KAH3	108	FHLB - BULLET	1/19/2011	2/27/2014		1.125%	1.190%	3,500,000	3,494,447.55	13,562.50	3,548,125.00	53,677.45
139791	31331JGC1	108	FFCB - BULLET	3/5/2010	3/5/2014		2.125%	2.125%	20,000,000	20,000,000.00	136,944.44	20,687,500.00	687,500.00
148854	3134G2D66	108	FHLMC C I	9/26/2011	3/14/2014	3/14/2012	0.625%	0.637%	2,000,000	1,999,816.67	3,715.28	1,996,875.00	(2,525.00)
143064	31398A3R1	108	FNMA C I	9/21/2010	3/21/2014	3/21/2014	1.350%	1.350%	5,000,000	5,000,000.00	18,750.00	5,073,437.50	73,437.50
146170	3134G2CL4	108	FHLMC - BULLET	4/1/2011	4/29/2014		1.350%	1.350%	2,000,000	2,000,000.00	4,650.00	2,036,875.00	36,875.00
146788	3136FRLS0	108	FNMA C I	5/23/2011	5/23/2014		1.250%	1.250%	3,350,000	3,350,000.00	4,420.14	3,360,468.75	10,468.75
148386	3135G0CZ4	108	FNMA C I	9/12/2011	9/12/2014	3/12/2012	0.850%	0.850%	2,000,000	2,000,000.00	5,147.22	1,997,500.00	(2,500.00)
149965	3134G2YJ5	108	FHLMC - BULLET	12/13/2011	9/19/2014		0.500%	0.600%	4,000,000	3,993,706.67	5,666.67	3,987,500.00	(1,540.00)
150100	3134G2YJ5	108	FHLMC - BULLET	12/22/2011	9/19/2014		0.500%	0.630%	3,405,000	3,397,378.48	4,823.76	3,394,359.38	1,379.03
149212	3135G0EJ8	108	FNMA C I	10/24/2011	10/24/2014	10/24/2012	0.850%	0.870%	2,500,000	2,498,500.00	3,954.86	2,504,687.50	6,187.50
149474	3136FTEN5	108	FNMA STEP UP	11/8/2011	10/26/2014	10/26/2012	1.000%	1.017%	4,000,000	3,999,333.33	7,222.22	4,003,750.00	5,750.00
149503	31331KQ86	108	FFCB - BULLET	11/10/2011	11/10/2014		0.600%	0.600%	2,000,000	2,000,000.00	1,700.00	1,996,875.00	(3,125.00)
149277	3134G24C3	108	FHLMC STEP UP	11/16/2011	11/16/2014	11/16/2012	1.500%	1.500%	4,000,000	4,000,000.00	7,500.00	4,020,000.00	20,000.00
149280	3134G24C3	108	FHLMC STEP UP	11/16/2011	11/16/2014	11/16/2012	1.500%	1.500%	5,000,000	5,000,000.00	9,375.00	5,025,000.00	25,000.00
144877	31331J6X6	108	FFCB C I	1/5/2011	1/5/2015	1/5/2012	2.100%	2.100%	5,000,000	5,000,000.00	51,333.33	5,000,000.00	0.00

MIAMI-DADE COUNTY
REPORT WRITER
AS OF DATE: December 31, 2011
SORTING ORDER: FUND ICC#

INVSMT NUMBER	CUSIP NUMBER	FUND NUMBER	DESCRIPTION	PURCHASE SET DATE	MATURITY DATE	CALL DATE	INTEREST RATE	YTM TRADING	SCHEDULED PAR VALUE	CURRENT BOOK VALUE	PERIOD-END INTEREST ACCRL	MARKET VALUE	UNREALIZED GAIN/LOSS
149279	3134G23S9	108	FHLMC C I	11/7/2011	5/7/2015	11/7/2012	1.050%	1.050%	2,000,000	2,000,000.00	3,150.00	2,003,125.00	3,125.00
149203	3136FPNV5	108	FNMA STEP UP	4/21/2011	10/21/2015		2.125%	2.125%	6,000,000	6,000,000.00	24,791.67	6,268,125.00	268,125.00
145973	31398A4M1	108	FNMA - BULLET	3/8/2011	10/26/2015		1.625%	2.221%	12,000,000	11,729,904.31	35,208.33	12,296,250.00	566,345.69
148377	3135G0DD2	108	FNMA C I	8/26/2011	8/24/2016	8/24/2012	1.550%	1.550%	4,000,000	4,000,000.00	21,527.78	4,022,500.00	22,500.00
149275	3134G23B6	108	FHLMC C I	11/10/2011	11/10/2016	5/10/2012	1.650%	1.650%	2,000,000	2,000,000.00	4,675.00	1,998,125.00	(1,875.00)
149276	3136FTHU6	108	FNMA C I	11/16/2011	11/16/2016	5/16/2012	1.800%	1.800%	4,000,000	4,000,000.00	9,000.00	4,011,250.00	11,250.00
108 Total									930,474,112	929,829,395.34	1,352,622.44	934,076,636.94	4,168,035.34
150195	WACHOVIA8	109	WACHOVIA INT BRG NOV	12/1/2011	1/1/2012		0.017%	0.017%	441	441.13	0.01	441.13	0.00
150196	WACHOVIA8	109	WACHOVIA INT BRG YTD	12/1/2011	1/1/2012		0.017%	0.017%	1,756	1,755.62	0.03	1,755.62	0.00
150197	WACHOVIA8	109	WACHOVIA INT BOND	12/1/2011	1/1/2012		0.017%	0.017%	7,836,958	7,836,958.05	115.78	7,836,958.05	0.00
150204	WACHOVIA8	109	WACHOVIA INT BOND	12/30/2011	1/1/2012		0.017%	0.017%	177,373	177,372.59	0.17	177,372.59	0.00
150205	WACHOVIA8	109	WACHOVIA INT BOND	12/28/2011	1/1/2012		0.017%	0.017%	6,216,475	6,216,475.19	11.85	6,216,475.19	0.00
147438	313588RH0	109	FNMA D N	6/28/2011	1/3/2012		0.120%	0.120%	180,000	179,886.60	112.20	179,999.80	1.00
147969	313384RH4	109	FHLB D N	8/1/2011	1/3/2012		0.200%	0.200%	100,000	99,913.89	85.00	99,999.89	1.00
147789	313588RJ6	109	FNMA D N	7/19/2011	1/4/2012		0.090%	0.090%	5,000,000	4,997,887.50	2,075.00	4,999,991.67	29.17
148177	313384RJ0	109	FHLB D N	8/10/2011	1/4/2012		0.080%	0.080%	1,459,000	1,458,523.39	466.88	1,458,997.57	7.30
148186	313384RJ0	109	FHLB D N	8/10/2011	1/4/2012		0.080%	0.080%	240,000	239,921.60	76.80	239,999.60	1.20
147725	313384RL5	109	FHLB D N	7/13/2011	1/6/2012		0.100%	0.100%	3,000,000	2,998,525.00	1,433.33	2,999,991.67	33.34
147812	313396RP0	109	FHLMC D N	7/20/2011	1/9/2012		0.098%	0.098%	3,100,000	3,098,540.07	1,392.42	3,099,986.22	53.73
147835	313588RR8	109	FNMA D N	7/21/2011	1/11/2012		0.110%	0.110%	203,000	202,892.07	101.73	202,998.87	5.07
146273	912795Y6	109	TREASURY BILLS	3/30/2011	1/12/2012		0.218%	0.218%	4,600,000	4,591,996.00	7,698.29	4,600,000.00	305.71
147163	912795Y6	109	TREASURY BILLS	6/3/2011	1/12/2012		0.092%	0.092%	3,000,000	2,998,290.33	1,625.34	3,000,000.00	84.33
147212	313396RS4	109	FHLMC D N	6/8/2011	1/12/2012		0.150%	0.150%	320,000	319,709.33	276.00	319,998.04	12.71
147787	313384RT8	109	FHLB D N	7/19/2011	1/13/2012		0.090%	0.090%	1,000,000	999,555.00	415.00	999,993.33	23.33
147416	313588RX5	109	FHLB D N	6/27/2011	1/17/2012		0.120%	0.120%	2,500,000	2,498,300.00	1,566.67	2,499,977.78	111.11
148310	313588RX5	109	FNMA D N	8/19/2011	1/17/2012		0.120%	0.120%	2,022,000	2,020,982.26	909.90	2,021,982.03	89.87
148969	313384RX9	109	FHLB D N	10/3/2011	1/17/2012		0.060%	0.060%	175,000	174,969.08	26.25	174,998.44	3.11
147813	313384RY7	109	FHLB D N	7/20/2011	1/18/2012		0.110%	0.110%	2,400,000	2,398,665.33	1,210.00	2,399,977.33	102.00
148107	313588RY3	109	FNMA D N	8/8/2011	1/18/2012		0.130%	0.130%	1,000,000	999,411.39	527.22	999,990.56	51.95
148111	313588RY3	109	FNMA D N	8/8/2011	1/18/2012		0.140%	0.140%	827,000	826,475.77	469.56	826,992.19	46.86
148184	313384RY7	109	FHLB D N	8/10/2011	1/18/2012		0.100%	0.100%	586,000	585,737.93	234.40	585,994.47	22.14
148181	313396RZ8	109	FHLMC D N	8/10/2011	1/19/2012		0.090%	0.090%	1,000,000	999,595.00	360.00	999,990.00	35.00
133011	3133XSWM6	109	FHLB - BULLET	1/23/2009	1/23/2012		2.100%	2.100%	3,000,000	3,000,000.00	27,650.00	3,003,750.00	3,750.00
147424	313588SD8	109	FNMA D N	6/27/2011	1/23/2012		0.130%	0.130%	1,748,000	1,746,674.43	1,186.70	1,747,978.64	117.51
147437	313588SD8	109	FNMA D N	6/28/2011	1/23/2012		0.120%	0.120%	5,000,000	4,996,516.67	3,116.66	4,999,938.89	305.56
148224	313396SE4	109	FHLMC D N	8/15/2011	1/24/2012		0.120%	0.120%	1,700,000	1,699,082.00	787.67	1,699,978.28	108.61
147791	313384SF7	109	FHLB D N	7/19/2011	1/25/2012		0.100%	0.100%	1,000,000	999,472.22	461.11	999,986.67	53.34
147832	313384SF7	109	FHLB D N	7/20/2011	1/25/2012		0.095%	0.095%	2,400,000	2,398,803.00	1,045.00	2,399,968.00	120.00
147912	313384SF7	109	FHLB D N	7/28/2011	1/25/2012		0.220%	0.220%	300,000	299,668.17	287.83	299,996.00	40.00
148976	313384SF7	109	FHLB D N	10/3/2011	1/25/2012		0.050%	0.050%	200,000	199,968.33	25.00	199,997.33	4.00
145339	313396SG9	109	FHLMC D N	1/31/2011	1/26/2012		0.270%	0.271%	1,996,000	1,990,610.80	5,014.95	1,995,972.28	346.53
148287	313396SM6	109	FHLMC D N	8/18/2011	1/31/2012		0.116%	0.116%	2,897,000	2,895,450.43	1,269.53	2,896,951.72	231.76
147457	313588SN6	109	FNMA D N	6/28/2011	2/1/2012		0.140%	0.140%	2,089,000	2,087,228.99	1,519.17	2,088,964.02	215.86
148126	313588SN6	109	FNMA D N	8/8/2011	2/1/2012		0.130%	0.130%	961,000	960,385.76	506.66	960,983.45	91.03
148110	313396ST1	109	FHLMC D N	8/8/2011	2/6/2012		0.140%	0.140%	924,000	923,346.01	524.63	923,981.52	110.88
148966	313588ST3	109	FNMA D N	10/3/2011	2/6/2012		0.080%	0.080%	500,000	499,860.00	100.00	499,990.00	30.00
147417	313396SU8	109	FHLMC D N	6/27/2011	2/7/2012		0.167%	0.167%	401,000	400,581.46	349.71	400,991.76	60.59
147418	313396SU8	109	FHLMC D N	6/27/2011	2/7/2012		0.130%	0.130%	234,000	233,809.88	158.86	233,995.19	26.45
147717	313396SU8	109	FHLMC D N	7/13/2011	2/7/2012		0.110%	0.110%	145,000	144,907.40	76.21	144,997.02	13.41
148842	313396SU8	109	FHLMC D N	9/23/2011	2/7/2012		0.090%	0.090%	107,000	106,963.35	26.75	106,997.80	7.70
148192	313588SV8	109	FNMA D N	8/11/2011	2/8/2012		0.120%	0.120%	2,677,000	2,675,384.88	1,276.03	2,676,943.49	282.58
146275	9127953C3	109	TREASURY BILLS	3/30/2011	2/9/2012		0.244%	0.245%	3,900,000	3,891,647.07	7,322.03	3,900,000.00	1,030.90
147834	313384SX8	109	FHLB D N	7/21/2011	2/10/2012		0.120%	0.120%	1,260,000	1,259,143.20	688.80	1,259,972.00	140.00
147432	313384TA7	109	FHLB D N	6/28/2011	2/13/2012		0.130%	0.130%	350,000	349,709.31	236.34	349,991.64	45.99
147443	313588TA3	109	FNMA D N	6/28/2011	2/13/2012		0.120%	0.120%	4,700,000	4,696,396.67	2,929.66	4,699,887.72	561.39
148813	313384TA7	109	FHLB D N	9/22/2011	2/13/2012		0.070%	0.070%	200,000	199,944.00	39.28	199,995.22	11.94
148967	313396TA1	109	FHLMC D N	10/3/2011	2/13/2012		0.075%	0.075%	260,000	259,927.96	48.75	259,993.79	17.08

MIAMI-DADE COUNTY
REPORT WRITER
AS OF DATE: December 31, 2011
SORTING ORDER: FUND ICC#

INVSMT NUMBER	CUSIP NUMBER	FUND NUMBER	DESCRIPTION	PURCHASE SET DATE	MATURITY DATE	CALL DATE	INTEREST RATE	YTM TRADING	SCHEDULED PAR VALUE	CURRENT BOOK VALUE	PERIOD-END INTEREST ACCRL	MARKET VALUE	UNREALIZED GAIN/LOSS
148182	313396TC7	109	FHLMC D N	8/10/2011	2/15/2012		0.105%	0.105%	877,000	876,516.55	368.34	876,978.08	93.19
148210	313384TC3	109	FHLB D N	8/11/2011	2/15/2012		0.110%	0.110%	2,755,000	2,753,417.41	1,203.78	2,754,931.13	309.94
148258	313588TC9	109	FNMA D N	8/17/2011	2/15/2012		0.150%	0.150%	1,000,000	999,241.67	570.83	999,975.00	162.50
148514	313588TD7	109	FNMA D N	9/2/2011	2/16/2012		0.100%	0.100%	150,000	149,930.42	50.41	149,996.17	15.34
147788	313588TE5	109	FNMA D N	7/19/2011	2/17/2012		0.110%	0.110%	3,000,000	2,998,047.50	1,521.67	2,999,921.67	352.50
148906	313588TE5	109	FNMA D N	9/29/2011	2/17/2012		0.080%	0.080%	85,000	84,973.37	17.75	84,997.78	6.66
148942	313588TE5	109	FNMA D N	10/3/2011	2/17/2012		0.085%	0.085%	2,000,000	1,999,353.06	425.00	1,999,947.78	169.72
147167	313588TJ4	109	FNMA D N	6/3/2011	2/21/2012		0.160%	0.160%	250,000	249,707.78	235.55	249,992.92	49.59
147808	313588TJ4	109	FNMA D N	7/19/2011	2/21/2012		0.110%	0.110%	2,800,000	2,798,143.44	1,420.23	2,799,920.67	357.00
148667	313588TJ4	109	FNMA D N	9/12/2011	2/21/2012		0.105%	0.105%	1,000,000	999,527.50	323.75	999,971.67	120.42
148841	313396TJ2	109	FHLMC D N	9/23/2011	2/21/2012		0.080%	0.080%	500,000	499,832.22	111.11	499,985.83	42.50
148388	313588TK1	109	FNMA D N	8/25/2011	2/22/2012		0.110%	0.110%	1,300,000	1,299,281.03	512.42	1,299,962.44	168.99
148434	313384TK5	109	FHLB D N	8/29/2011	2/22/2012		0.110%	0.110%	2,300,000	2,298,756.08	878.47	2,299,933.56	299.01
148438	313384TK5	109	FHLB D N	8/29/2011	2/22/2012		0.110%	0.110%	1,000,000	999,459.17	381.94	999,971.11	130.00
148625	313396TL7	109	FHLMC D N	9/8/2011	2/23/2012		0.100%	0.100%	1,760,000	1,759,178.67	562.22	1,759,948.18	207.29
148666	313384TM1	109	FHLB D N	9/12/2011	2/24/2012		0.100%	0.100%	1,000,000	999,541.67	308.33	999,970.00	120.00
148433	313396TQ6	109	FHLMC D N	8/29/2011	2/27/2012		0.100%	0.100%	2,334,000	2,332,820.03	810.42	2,333,926.09	295.64
148436	313396TQ6	109	FHLMC D N	8/29/2011	2/27/2012		0.100%	0.100%	1,334,000	1,333,325.59	463.19	1,333,957.76	168.98
148435	313588TS4	109	FNMA D N	8/29/2011	2/29/2012		0.110%	0.110%	2,000,000	1,998,875.56	763.89	1,999,934.44	294.99
148626	313588TS4	109	FNMA D N	9/8/2011	2/29/2012		0.110%	0.110%	1,500,000	1,499,202.50	527.08	1,499,950.83	221.25
146997	313384TT6	109	FHLB D N	5/26/2011	3/1/2012		0.150%	0.150%	500,000	499,416.67	458.33	499,983.33	108.33
147440	313588TT2	109	FNMA D N	6/28/2011	3/1/2012		0.160%	0.160%	400,000	399,560.89	332.44	399,986.67	93.34
147478	313384TT6	109	FHLB D N	6/29/2011	3/1/2012		0.140%	0.140%	1,000,000	999,043.33	723.34	999,966.67	200.00
148261	313384TT6	109	FHLB D N	8/17/2011	3/1/2012		0.150%	0.150%	650,000	649,466.46	371.04	649,978.33	140.83
148226	313384TU3	109	FHLB D N	8/15/2011	3/2/2012		0.140%	0.140%	200,000	199,844.44	108.11	199,993.22	40.67
148512	313384TU3	109	FHLB D N	9/2/2011	3/2/2012		0.100%	0.100%	1,000,000	999,494.44	336.11	999,966.11	135.56
148665	313396TX1	109	FHLMC D N	9/12/2011	3/5/2012		0.110%	0.110%	1,500,000	1,499,197.92	508.75	1,499,946.67	240.00
148668	313588TZ8	109	FNMA D N	9/12/2011	3/7/2012		0.110%	0.110%	1,000,000	999,459.17	339.16	999,963.33	165.00
146274	9127953G4	109	TREASURY BILLS	3/30/2011	3/8/2012		0.268%	0.268%	6,000,000	5,984,663.33	12,349.59	6,000,000.00	2,987.08
148838	313396UE1	109	FHLMC D N	9/23/2011	3/12/2012		0.080%	0.080%	3,000,000	2,998,860.00	666.67	2,999,881.67	355.00
148912	313396UE1	109	FHLMC D N	9/30/2011	3/12/2012		0.090%	0.090%	720,000	719,704.80	167.40	719,971.60	99.40
147164	313396UF8	109	FHLMC D N	6/3/2011	3/13/2012		0.160%	0.160%	1,000,000	998,737.78	942.22	999,960.00	280.00
148178	313396UF8	109	FHLMC D N	8/10/2011	3/13/2012		0.120%	0.120%	1,400,000	1,398,992.00	672.00	1,399,944.00	280.00
148180	313396UF8	109	FHLMC D N	8/10/2011	3/13/2012		0.120%	0.120%	1,200,000	1,199,136.00	576.00	1,199,952.00	240.00
148439	313396UF8	109	FHLMC D N	8/29/2011	3/13/2012		0.130%	0.130%	674,000	673,520.52	304.24	673,973.04	148.28
148970	313396UF8	109	FHLMC D N	10/3/2011	3/13/2012		0.085%	0.085%	125,000	124,952.19	26.56	124,995.00	16.25
148509	313396UG6	109	FHLMC D N	9/2/2011	3/14/2012		0.110%	0.110%	2,000,000	1,998,814.44	739.45	1,999,918.89	365.00
148815	313396UG6	109	FHLMC D N	9/22/2011	3/14/2012		0.105%	0.105%	115,000	114,941.64	33.88	114,995.34	19.82
148904	313396UG6	109	FHLMC D N	9/29/2011	3/14/2012		0.080%	0.080%	116,000	115,956.95	24.23	115,995.30	14.12
147431	313384UJ6	109	FHLB D N	6/28/2011	3/16/2012		0.150%	0.150%	550,000	549,399.58	428.54	549,977.08	148.96
148513	313396UJ0	109	FHLMC D N	9/2/2011	3/16/2012		0.110%	0.110%	1,000,000	999,401.11	369.72	999,958.33	187.50
148213	313588UM5	109	FNMA D N	8/12/2011	3/19/2012		0.150%	0.150%	750,000	749,312.50	443.75	749,967.50	211.25
148225	313588UM5	109	FNMA D N	8/15/2011	3/19/2012		0.140%	0.140%	1,250,000	1,248,945.14	675.69	1,249,945.83	325.00
148289	313396UN1	109	FHLMC D N	8/18/2011	3/20/2012		0.140%	0.140%	2,000,000	1,998,327.78	1,057.78	1,999,912.22	526.66
148315	313396UN1	109	FHLMC D N	8/19/2011	3/20/2012		0.150%	0.150%	1,421,000	1,419,732.94	799.31	1,420,937.63	405.38
148292	313396UP6	109	FHLMC D N	8/18/2011	3/21/2012		0.140%	0.140%	1,500,000	1,498,740.00	793.33	1,499,933.33	400.00
148974	313588UP8	109	FNMA D N	10/3/2011	3/21/2012		0.090%	0.090%	1,464,000	1,463,377.80	329.40	1,463,934.93	227.73
148981	313588UP8	109	FNMA D N	10/3/2011	3/21/2012		0.090%	0.090%	1,036,000	1,035,559.70	233.10	1,035,953.96	161.16
148293	313396UQ4	109	FHLMC D N	8/18/2011	3/22/2012		0.140%	0.140%	1,250,000	1,248,945.14	661.11	1,249,943.75	337.50
148290	313396UR2	109	FHLMC D N	8/18/2011	3/23/2012		0.140%	0.140%	1,800,000	1,798,474.00	952.00	1,799,918.00	492.00
148772	313312UR9	109	FFCB D N	9/20/2011	3/23/2012		0.105%	0.105%	275,000	274,851.61	82.62	274,987.47	53.24
148911	313384UR8	109	FHLB D N	9/30/2011	3/23/2012		0.090%	0.090%	800,000	799,650.00	186.00	799,963.56	127.56
148319	313384UU1	109	FHLB D N	8/19/2011	3/26/2012		0.140%	0.140%	369,000	368,684.30	193.73	368,982.58	104.55
148190	313312UV0	109	FFCB D N	8/10/2011	3/27/2012		0.140%	0.140%	599,000	598,464.23	335.44	598,971.38	171.71
149146	3135G0DL4	109	FNMA STEP UP	10/13/2011	3/27/2012		0.500%	0.601%	3,000,000	2,999,286.67	3,916.67	3,005,625.00	7,005.00
148113	313384UW7	109	FHLB D N	8/8/2011	3/28/2012		0.155%	0.155%	220,000	219,779.30	138.29	219,989.37	71.78
148902	313384UW7	109	FHLB D N	9/29/2011	3/28/2012		0.090%	0.090%	264,000	263,880.54	62.04	263,987.24	44.66

MIAMI-DADE COUNTY
REPORT WRITER
AS OF DATE: December 31, 2011
SORTING ORDER: FUND ICC#

INVSMT NUMBER	CUSIP NUMBER	FUND NUMBER	DESCRIPTION	PURCHASE SET DATE	MATURITY DATE	CALL DATE	INTEREST RATE	YTM TRADING	SCHEDULED PAR VALUE	CURRENT BOOK VALUE	PERIOD-END INTEREST ACCRL	MARKET VALUE	UNREALIZED GAIN/LOSS
148784	3134G2M82	109	FHLMC STEP UP	9/29/2011	3/29/2012		0.750%	0.750%	2,000,000	2,000,000.00	3,833.33	2,000,625.00	625.00
148805	3134G2M82	109	FHLMC STEP UP	9/29/2011	3/29/2012		0.750%	0.750%	3,300,000	3,300,000.00	6,325.00	3,301,031.25	1,031.25
148291	313588UY9	109	FNMA D N	8/18/2011	3/30/2012		0.130%	0.130%	1,550,000	1,548,740.63	761.22	1,549,923.36	421.51
147435	313588VB8	109	FNMA D N	6/28/2011	4/2/2012		0.150%	0.150%	6,600,000	6,592,327.50	5,142.50	6,599,662.67	2,192.67
147475	313588VB8	109	FNMA D N	6/29/2011	4/2/2012		0.160%	0.160%	1,400,000	1,398,270.22	1,157.33	1,399,928.44	500.89
149126	313396VB6	109	FHLMC D N	10/7/2011	4/2/2012		0.100%	0.100%	1,200,000	1,199,406.67	286.67	1,199,938.67	245.33
149131	313384VB2	109	FHLB D N	10/7/2011	4/2/2012		0.100%	0.100%	2,500,000	2,498,763.89	597.22	2,499,872.22	511.11
149482	313396VB6	109	FHLMC D N	11/8/2011	4/2/2012		0.070%	0.070%	703,000	702,800.43	73.81	702,964.07	89.83
149663	313396VB6	109	FHLMC D N	11/22/2011	4/2/2012		0.050%	0.050%	1,000,000	999,816.67	55.55	999,948.89	76.67
148963	313396VC4	109	FHLMC D N	10/3/2011	4/3/2012		0.098%	0.098%	1,200,000	1,199,405.25	292.50	1,199,938.00	240.25
150109	313312VD9	109	FFCB D N	12/22/2011	4/4/2012		0.100%	0.100%	160,000	159,953.78	4.44	159,991.64	33.42
147162	9127953H2	109	TREASURY BILLS	6/3/2011	4/5/2012		0.129%	0.129%	1,500,000	1,498,349.88	1,139.50	1,500,000.00	510.62
148510	313396VJ9	109	FHLMC D N	9/2/2011	4/9/2012		0.125%	0.125%	2,000,000	1,998,472.22	840.28	1,999,890.00	577.50
147721	313384VL0	109	FHLB D N	7/13/2011	4/1/2012		0.150%	0.150%	1,000,000	998,862.50	716.67	999,943.89	364.72
148321	313384VL0	109	FHLB D N	8/19/2011	4/1/2012		0.151%	0.151%	200,000	199,802.02	113.25	199,988.78	73.51
149124	313384VM8	109	FHLB D N	10/7/2011	4/12/2012		0.100%	0.100%	2,670,000	2,668,605.67	637.83	2,669,848.70	605.20
149152	313588VN2	109	FNMA D N	10/13/2011	4/13/2012		0.100%	0.100%	1,000,000	999,491.67	222.22	999,942.78	228.89
147434	313588VR3	109	FNMA D N	6/28/2011	4/16/2012		0.150%	0.150%	5,000,000	4,993,895.83	3,895.84	4,999,705.56	1,913.89
147436	313588VR3	109	FNMA D N	6/28/2011	4/16/2012		0.150%	0.150%	20,000,000	19,975,583.33	15,583.34	19,998,822.22	7,655.55
147484	313396VS9	109	FHLMC D N	6/30/2011	4/17/2012		0.180%	0.180%	225,000	224,671.50	208.13	224,986.63	107.00
149153	313396VS9	109	FHLMC D N	10/13/2011	4/17/2012		0.100%	0.100%	1,000,000	999,480.56	222.22	999,940.56	237.78
146457	3136FRGQ0	109	FNMA STEP UP	4/18/2011	4/18/2011		1.000%	1.000%	1,500,000	1,500,000.00	3,041.67	1,502,812.50	2,812.50
148288	313312VT4	109	FFCB D N	8/18/2011	4/18/2012		0.150%	0.150%	2,565,000	2,562,392.25	1,453.50	2,564,846.10	1,000.35
148308	313312VT4	109	FFCB D N	8/19/2011	4/18/2012		0.150%	0.150%	3,000,000	2,996,962.50	1,687.50	2,999,820.00	1,170.00
148839	313588VU6	109	FNMA D N	9/23/2011	4/19/2012		0.090%	0.090%	2,350,000	2,348,772.13	587.50	2,349,857.69	498.06
140555	31331JLK7	109	FFCB - BULLET	4/20/2010	4/20/2012		1.125%	1.155%	5,000,000	4,999,253.08	11,093.75	5,015,625.00	16,371.92
148345	313396VZ3	109	FHLMC D N	8/23/2011	4/24/2012		0.160%	0.160%	1,375,000	1,373,502.78	800.55	1,374,912.92	609.59
148411	313396VZ3	109	FHLMC D N	8/26/2011	4/24/2012		0.140%	0.140%	3,000,000	2,997,176.67	1,493.33	2,999,810.00	1,140.00
148915	313396VZ3	109	FHLMC D N	9/30/2011	4/24/2012		0.095%	0.095%	238,000	237,869.99	58.41	237,984.93	56.53
149486	313588WA9	109	FNMA D N	11/8/2011	4/25/2012		0.080%	0.080%	400,000	399,849.78	48.00	399,974.44	76.66
149256	3134G2V58	109	FHLMC STEP UP	10/27/2011	4/26/2012		1.000%	1.051%	5,000,000	4,998,888.89	9,027.78	5,007,812.50	9,062.50
149278	3134G2V58	109	FHLMC STEP UP	10/31/2011	4/26/2012		1.000%	1.310%	5,500,000	5,492,513.89	9,930.56	5,508,593.75	16,843.75
134597	3133XTL87	109	FHLB - BULLET	4/27/2009	4/27/2012		1.850%	1.867%	4,170,000	4,169,653.77	13,714.67	4,193,456.25	23,802.48
149776	313396WF6	109	FHLMC D N	12/1/2011	4/30/2012		0.078%	0.078%	200,000	199,934.57	13.43	199,986.67	38.67
147166	313384WG0	109	FHLB D N	6/3/2011	5/1/2012		0.150%	0.150%	1,000,000	998,612.50	883.33	999,932.78	436.95
147481	313384WG0	109	FHLB D N	6/30/2011	5/1/2012		0.130%	0.130%	1,400,000	1,398,453.00	935.28	1,399,905.89	517.61
147833	313588WG6	109	FNMA D N	7/21/2011	5/1/2012		0.170%	0.170%	1,200,000	1,198,385.00	929.33	1,199,919.33	605.00
149483	313588WG6	109	FNMA D N	11/8/2011	5/1/2012		0.085%	0.085%	500,000	499,793.40	63.75	499,966.39	109.24
147967	313588WH4	109	FNMA D N	8/1/2011	5/2/2012		0.252%	0.252%	150,000	149,711.25	160.65	149,989.83	117.93
148259	313588WH4	109	FNMA D N	8/17/2011	5/2/2012		0.160%	0.160%	750,000	749,136.67	456.66	749,949.17	355.84
149765	313384WH8	109	FHLB D N	12/1/2011	5/2/2012		0.070%	0.070%	1,000,000	999,702.50	60.28	999,932.22	169.44
149770	313588WH4	109	FNMA D N	12/1/2011	5/2/2012		0.069%	0.069%	500,000	499,853.38	29.71	499,966.11	83.02
149511	313384WK1	109	FHLB D N	11/9/2011	5/4/2012		0.080%	0.080%	1,000,000	999,606.67	117.78	999,931.11	206.66
134815	31331GVL0	109	FFCB - BULLET	5/7/2009	5/7/2012		1.875%	1.875%	5,000,000	5,000,000.00	14,062.50	5,029,687.50	29,687.50
147486	313396WN9	109	FHLMC D N	6/30/2011	5/7/2012		0.160%	0.160%	301,000	300,582.61	247.49	300,978.76	148.66
148314	313396WN9	109	FHLMC D N	8/19/2011	5/7/2012		0.170%	0.170%	1,500,000	1,498,144.17	956.25	1,499,894.17	793.75
147000	313384WQ8	109	FHLB D N	5/27/2011	5/9/2012		0.190%	0.190%	2,909,000	2,903,657.14	3,362.32	2,908,791.52	1,772.06
148260	313312WQ9	109	FFCB D N	8/17/2011	5/9/2012		0.170%	0.170%	750,000	749,057.92	485.21	749,946.25	403.12
148313	313384WQ8	109	FHLB D N	8/19/2011	5/9/2012		0.170%	0.170%	1,565,000	1,563,048.97	997.69	1,564,887.84	841.18
149708	313384WS4	109	FHLB D N	11/28/2011	5/11/2012		0.085%	0.085%	2,500,000	2,499,026.04	200.69	2,499,818.06	591.33
147485	313588WV3	109	FNMA D N	6/30/2011	5/14/2012		0.181%	0.181%	1,200,000	1,198,080.95	1,112.93	1,199,910.67	716.79
148807	313588WV3	109	FNMA D N	9/22/2011	5/14/2012		0.110%	0.110%	3,300,000	3,297,630.42	1,018.42	3,299,754.33	1,105.49
149777	313396WV1	109	FHLMC D N	12/1/2011	5/14/2012		0.090%	0.090%	112,000	111,953.80	8.68	111,991.66	29.18
148771	313312WW6	109	FFCB D N	9/20/2011	5/15/2012		0.125%	0.125%	350,000	349,710.76	125.18	349,973.75	137.81
148840	313312WW6	109	FFCB D N	9/23/2011	5/15/2012		0.120%	0.120%	1,075,000	1,074,157.92	358.33	1,074,919.38	403.13
148432	313384WX3	109	FHLB D N	8/29/2011	5/16/2012		0.150%	0.150%	2,800,000	2,796,955.00	1,458.33	2,799,788.44	1,375.11
149685	313384WX3	109	FHLB D N	11/23/2011	5/16/2012		0.075%	0.075%	1,100,000	1,099,598.96	89.37	1,099,916.89	228.56

MIAMI-DADE COUNTY
REPORT WRITER
AS OF DATE: December 31, 2011
SORTING ORDER: FUND ICC#

INVSMT NUMBER	CUSIP NUMBER	FUND NUMBER	DESCRIPTION	PURCHASE SET DATE	MATURITY DATE	CALL DATE	INTEREST RATE	YTM TRADING	SCHEDULED PAR VALUE	CURRENT BOOK VALUE	PERIOD-END INTEREST ACCRL	MARKET VALUE	UNREALIZED GAIN/LOSS
149769	313588WX9	109	FNMA D N	12/1/2011	5/16/2012		0.085%	0.085%	714,000	713,718.47	52.26	713,946.05	175.32
148309	313396WZ2	109	FHLMC D N	8/19/2011	5/18/2012		0.160%	0.160%	2,365,000	2,362,130.47	1,419.00	2,364,818.68	1,269.21
148410	313396WZ2	109	FHLMC D N	8/25/2011	5/18/2012		0.170%	0.170%	1,145,000	1,143,556.35	697.49	1,144,912.22	658.38
148810	313396WZ2	109	FHLMC D N	9/22/2011	5/18/2012		0.120%	0.120%	1,000,000	999,203.33	336.67	999,923.33	383.33
135098	3136FHQY4	109	FNMA - BULLET	5/21/2009	5/21/2012		2.000%	2.000%	3,225,000	3,225,000.00	7,166.67	3,248,179.69	23,179.69
149478	313384XD6	109	FHLB D N	11/8/2011	5/22/2012		0.085%	0.085%	1,000,000	999,537.22	127.50	999,921.11	256.39
149680	313384XE4	109	FHLB D N	11/23/2011	5/23/2012		0.090%	0.090%	2,000,000	1,999,090.00	195.00	1,999,841.11	556.11
149712	313384XE4	109	FHLB D N	11/28/2011	5/23/2012		0.095%	0.095%	2,105,000	2,104,016.79	188.87	2,104,832.77	627.11
149774	313384XE4	109	FHLB D N	12/1/2011	5/23/2012		0.090%	0.090%	300,000	299,869.50	23.25	299,976.17	83.42
149710	313396XF5	109	FHLMC D N	11/28/2011	5/24/2012		0.085%	0.085%	2,093,000	2,092,120.36	168.02	2,092,832.56	544.18
147040	313396XL2	109	FHLMC D N	5/31/2011	5/29/2012		0.200%	0.200%	2,426,000	2,421,094.09	2,897.72	2,425,799.18	1,807.37
147809	313588XL4	109	FNMA D N	7/20/2011	5/29/2012		0.180%	0.180%	3,940,000	3,933,814.20	3,250.50	3,939,673.86	2,609.16
148809	313396XL2	109	FHLMC D N	9/22/2011	5/29/2012		0.110%	0.110%	1,000,000	999,236.11	308.61	999,917.22	372.50
148811	313396XL2	109	FHLMC D N	9/22/2011	5/29/2012		0.120%	0.120%	1,000,000	999,166.67	336.67	999,917.22	413.88
148826	313396XL2	109	FHLMC D N	9/22/2011	5/29/2012		0.120%	0.120%	1,500,000	1,498,750.01	505.00	1,499,875.83	620.82
149487	313588XL4	109	FNMA D N	11/8/2011	5/29/2012		0.095%	0.095%	100,000	99,946.43	14.25	99,991.72	31.04
147136	313396XM0	109	FHLMC D N	6/2/2011	5/30/2012		0.200%	0.200%	5,000,000	4,989,916.67	5,916.66	4,999,583.33	3,750.00
149714	313396XM0	109	FHLMC D N	11/28/2011	5/30/2012		0.100%	0.100%	385,000	384,803.22	36.36	384,967.92	128.34
147483	313312XN5	109	FFCB D N	6/30/2011	5/31/2012		0.190%	0.190%	950,000	948,315.33	927.57	949,920.31	677.41
147140	31331KML1	109	FFCB - BULLET	6/2/2011	6/1/2012		0.210%	0.210%	8,000,000	8,000,000.00	1,400.00	8,002,500.00	2,500.00
149675	313396XP3	109	FHLMC D N	11/22/2011	6/1/2012		0.085%	0.085%	950,000	949,569.33	89.72	949,919.78	260.73
148814	313384XS3	109	FHLB D N	9/22/2011	6/4/2012		0.135%	0.135%	150,000	149,856.00	56.81	149,987.08	74.27
147474	313396XT5	109	FHLMC D N	6/29/2011	6/5/2012		0.200%	0.200%	3,000,000	2,994,300.00	3,100.00	2,999,740.00	2,340.00
147489	313396XT5	109	FHLMC D N	6/30/2011	6/5/2012		0.200%	0.200%	5,000,000	4,990,527.78	5,138.89	4,999,566.67	3,900.00
147790	313384XU8	109	FHLB D N	7/19/2011	6/6/2012		0.180%	0.180%	2,000,000	1,996,770.00	1,660.00	1,999,825.56	1,395.56
149849	313384XW4	109	FHLB D N	12/2/2011	6/8/2012		0.090%	0.090%	230,000	229,891.33	17.25	229,979.68	71.10
147482	313588XZ3	109	FNMA D N	6/30/2011	6/11/2012		0.200%	0.200%	3,001,000	2,995,214.74	3,084.36	3,000,729.91	2,430.81
149500	313588XZ3	109	FNMA D N	11/9/2011	6/11/2012		0.110%	0.110%	1,000,000	999,343.06	161.94	999,910.00	405.00
147488	313588YC3	109	FNMA D N	6/30/2011	6/14/2012		0.200%	0.200%	4,300,000	4,291,638.89	4,419.44	4,299,605.83	3,547.50
148973	313396YD9	109	FHLMC D N	10/3/2011	6/15/2012		0.140%	0.140%	3,000,000	2,997,013.33	1,050.00	2,999,723.33	1,660.00
148971	313396YH0	109	FHLMC D N	10/3/2011	6/19/2012		0.110%	0.110%	75,000	74,940.42	20.62	74,992.92	31.88
149475	313384YH6	109	FHLB D N	11/8/2011	6/19/2012		0.100%	0.100%	3,500,000	3,497,822.22	525.00	3,499,669.44	1,322.22
149624	313384YH6	109	FHLB D N	11/18/2011	6/19/2012		0.085%	0.085%	1,000,000	999,494.72	103.89	999,905.56	306.95
149764	313384YH6	109	FHLB D N	12/1/2011	6/19/2012		0.100%	0.100%	1,500,000	1,499,162.50	129.17	1,499,858.33	566.66
148812	313384YK9	109	FHLB D N	9/22/2011	6/21/2012		0.140%	0.140%	500,000	499,469.17	196.39	499,952.22	286.66
149773	313384YK9	109	FHLB D N	12/1/2011	6/21/2012		0.100%	0.100%	310,000	309,825.19	26.70	309,970.38	118.49
140551	31398AP71	109	FNMA - BULLET	4/19/2010	6/22/2012		1.250%	1.299%	5,000,000	4,998,804.98	1,562.50	5,026,562.50	27,757.52
149850	313384YL7	109	FHLB D N	12/2/2011	6/22/2012		0.100%	0.100%	200,000	199,887.22	16.67	199,980.78	76.89
147715	313396YQ0	109	FHLMC D N	7/13/2011	6/26/2012		0.200%	0.200%	100,000	99,806.11	95.56	99,990.17	88.50
148246	313396YQ0	109	FHLMC D N	8/16/2011	6/26/2012		0.190%	0.190%	1,370,000	1,367,722.38	997.81	1,369,865.28	1,145.09
148943	313396YQ0	109	FHLMC D N	10/3/2011	6/26/2012		0.130%	0.130%	1,500,000	1,498,553.75	487.50	1,499,852.50	811.25
148965	313396YQ0	109	FHLMC D N	10/3/2011	6/26/2012		0.130%	0.130%	1,000,000	999,035.83	325.00	999,901.67	540.84
149658	313396YQ0	109	FHLMC D N	11/22/2011	6/26/2012		0.090%	0.090%	2,000,000	1,998,915.00	200.00	1,999,803.33	688.33
147300	313374FF2	109	FHLB - BULLET	6/27/2011	6/27/2012		0.250%	0.250%	2,000,000	2,000,000.00	55.56	2,000,625.00	625.00
149689	313384YS2	109	FHLB D N	11/23/2011	6/28/2012		0.085%	0.085%	1,000,000	999,485.28	92.08	999,900.56	323.20
147495	313374JP6	109	FHLB - BULLET	6/30/2011	6/29/2012		0.250%	0.264%	5,000,000	4,999,652.88	34.72	5,001,562.50	1,909.62
147876	313384YT0	109	FHLB D N	7/26/2011	6/29/2012		0.190%	0.190%	104,000	103,813.93	87.27	103,984.40	83.20
148627	313588YW9	109	FNMA D N	9/8/2011	7/2/2012		0.170%	0.170%	1,500,000	1,497,889.17	814.58	1,499,771.25	1,067.50
148979	313384YW3	109	FHLB D N	10/3/2011	7/2/2012		0.130%	0.130%	1,495,000	1,493,526.18	485.87	1,494,772.01	759.96
148769	313312YX2	109	FFCB D N	9/20/2011	7/3/2012		0.155%	0.155%	900,000	898,887.88	399.12	899,770.00	483.00
149566	313312YX2	109	FFCB D N	11/16/2011	7/3/2012		0.090%	0.090%	1,629,000	1,628,063.33	187.33	1,628,583.70	333.04
149981	313312YZ7	109	FFCB D N	12/14/2011	7/5/2012		0.070%	0.070%	1,000,000	999,603.33	35.00	999,741.67	103.34
149784	313396ZA4	109	FHLMC D N	12/1/2011	7/6/2012		0.100%	0.100%	750,000	749,545.83	64.58	749,883.13	272.72
149154	313396ZE6	109	FHLMC D N	10/13/2011	7/10/2012		0.150%	0.150%	1,000,000	998,870.83	333.33	999,840.83	636.67
149772	313384ZE2	109	FHLB D N	12/1/2011	7/10/2012		0.100%	0.100%	427,000	426,736.68	36.77	426,932.04	158.59
149621	313384ZF9	109	FHLB D N	11/18/2011	7/11/2012		0.110%	0.110%	1,750,000	1,748,738.06	235.28	1,749,720.00	746.66
140484	3133XXTU1	109	FHLB - BULLET	4/14/2010	7/12/2012		1.260%	1.280%	3,760,000	3,759,263.59	22,240.40	3,781,150.00	21,886.41

MIAMI-DADE COUNTY
REPORT WRITER
AS OF DATE: December 31, 2011
SORTING ORDER: FUND ICC#

INVSMT NUMBER	CUSIP NUMBER	FUND NUMBER	DESCRIPTION	PURCHASE SET DATE	MATURITY DATE	CALL DATE	INTEREST RATE	YTM TRADING	SCHEDULED PAR VALUE	CURRENT BOOK VALUE	PERIOD-END INTEREST ACCRL	MARKET VALUE	UNREALIZED GAIN/LOSS
148964	313384ZG7	109	FHLB D N	10/3/2011	7/12/2012		0.120%	0.120%	1,000,000	999,056.67	300.00	999,839.17	482.50
147882	3136FRWP4	109	FNMA STEP UP	7/26/2011	7/13/2012	1/13/2012	1.250%	1.407%	1,400,000	1,398,531.94	8,166.66	1,400,437.50	2,537.50
148318	313588ZL2	109	FNMA D N	8/19/2011	7/16/2012		0.175%	0.175%	500,000	499,193.06	328.12	499,917.92	396.74
149476	313588ZL2	109	FNMA D N	11/8/2011	7/16/2012		0.125%	0.125%	1,600,000	1,598,605.56	300.00	1,599,737.33	831.77
149671	313588ZL2	109	FNMA D N	11/22/2011	7/16/2012		0.100%	0.100%	200,000	199,868.33	22.22	199,967.17	76.62
149761	313588ZL2	109	FNMA D N	12/1/2011	7/16/2012		0.100%	0.100%	2,625,000	2,623,337.50	226.04	2,624,569.06	1,005.52
148968	313384ZM4	109	FHLB D N	10/3/2011	7/17/2012		0.130%	0.130%	200,000	199,792.00	65.00	199,967.00	110.00
148900	313384ZN2	109	FHLB D N	9/29/2011	7/18/2012		0.140%	0.140%	1,000,000	998,860.56	365.55	999,834.17	608.06
149155	313384ZP7	109	FHLB D N	10/13/2011	7/19/2012		0.150%	0.150%	1,000,000	998,833.33	333.33	999,833.33	666.67
148437	313384ZQ5	109	FHLB D N	8/29/2011	7/20/2012		0.170%	0.170%	1,100,000	1,098,306.61	649.31	1,099,815.75	859.83
149670	313396ZT3	109	FHLMC DN	11/22/2011	7/23/2012		0.080%	0.080%	430,000	429,766.84	38.22	429,926.90	121.84
148913	313384ZV4	109	FHLB D N	9/30/2011	7/25/2012		0.140%	0.140%	300,000	299,651.17	108.50	299,948.50	188.83
148980	313312ZV5	109	FFCB D N	10/3/2011	7/25/2012		0.140%	0.140%	2,460,000	2,457,168.27	861.00	2,459,296.17	1,266.90
149128	313312ZV5	109	FFCB D N	10/7/2011	7/25/2012		0.150%	0.150%	1,490,000	1,488,187.17	533.92	1,489,573.69	852.60
149949	313384ZV4	109	FHLB D N	12/12/2011	7/25/2012		0.080%	0.080%	125,000	124,937.23	5.55	124,978.54	35.76
147896	3136FRC50	109	FNMA STEP UP	7/27/2011	7/27/2012		1.000%	1.202%	1,566,000	1,562,868.00	6,699.00	1,569,915.00	7,047.00
149766	313396A29	109	FHLMC D N	12/1/2011	7/30/2012		0.110%	0.110%	865,000	864,360.38	81.93	864,847.90	405.59
150107	313396A29	109	FHLMC D N	12/22/2011	7/30/2012		0.110%	0.110%	195,000	194,868.32	5.96	194,965.71	91.43
149682	313588A47	109	FNMA D N	11/23/2011	8/1/2012		0.110%	0.110%	1,500,000	1,498,845.00	178.75	1,499,733.75	710.00
149707	313588A47	109	FNMA D N	11/28/2011	8/1/2012		0.105%	0.105%	2,657,000	2,655,085.85	263.49	2,656,528.38	1,179.04
148816	313384A66	109	FHLB D N	9/22/2011	8/3/2012		0.170%	0.170%	100,000	99,850.78	47.69	99,982.08	83.61
149481	313312A67	109	FFCB D N	11/8/2011	8/3/2012		0.130%	0.130%	1,000,000	999,028.61	195.00	999,701.39	477.78
148257	313396A94	109	FHLMC D N	8/17/2011	8/6/2012		0.200%	0.200%	1,159,000	1,156,714.19	882.13	1,158,789.45	1,193.13
149501	313396A94	109	FHLMC D N	11/9/2011	8/6/2012		0.130%	0.130%	500,000	499,510.69	95.70	499,909.17	302.78
149627	313396A94	109	FHLMC D N	11/18/2011	8/6/2012		0.125%	0.125%	465,000	464,576.98	71.04	464,915.53	267.51
149673	313396A94	109	FHLMC D N	11/22/2011	8/6/2012		0.100%	0.100%	80,000	79,942.67	8.89	79,985.47	33.91
149732	313312A91	109	FFCB D N	11/30/2011	8/6/2012		0.110%	0.110%	2,500,000	2,498,090.28	244.44	2,499,243.06	908.34
149760	313312A91	109	FFCB D N	12/1/2011	8/6/2012		0.110%	0.110%	4,500,000	4,496,576.25	426.25	4,498,637.50	1,635.00
149767	313312A91	109	FFCB D N	12/1/2011	8/6/2012		0.120%	0.120%	800,000	799,336.00	82.67	799,757.78	339.11
149709	313384B32	109	FHLB D N	11/28/2011	8/8/2012		0.110%	0.110%	2,500,000	2,498,059.73	259.72	2,499,541.67	1,222.22
136702	31398AYM8	109	FNMA - BULLET	8/28/2009	8/10/2012		1.750%	1.815%	4,000,000	3,997,480.89	27,416.67	4,037,500.00	40,019.11
149687	313384B57	109	FHLB D N	11/23/2011	8/10/2012		0.100%	0.100%	1,100,000	1,099,202.50	119.17	1,099,796.50	474.83
149711	313396B93	109	FHLMC D N	11/28/2011	8/14/2012		0.105%	0.105%	2,300,000	2,298,255.83	228.08	2,299,566.83	1,082.92
148978	313312C24	109	FFCB D N	10/3/2011	8/15/2012		0.150%	0.150%	2,500,000	2,496,697.92	937.50	2,499,211.81	1,576.39
149734	313312C24	109	FFCB D N	11/30/2011	8/15/2012		0.110%	0.110%	500,000	499,604.31	48.89	499,842.36	189.16
149625	313384C72	109	FHLB D N	11/18/2011	8/20/2012		0.115%	0.115%	760,000	759,329.93	106.82	759,853.07	416.32
149156	313384C80	109	FHLB D N	10/13/2011	8/21/2012		0.150%	0.150%	500,000	499,347.92	166.67	499,902.92	388.33
149762	313384C80	109	FHLB D N	12/1/2011	8/21/2012		0.110%	0.110%	2,000,000	1,998,386.67	189.44	1,999,611.67	1,035.56
148416	313384C98	109	FHLB D N	8/26/2011	8/22/2012		0.200%	0.200%	194,000	193,609.84	137.96	193,962.17	214.37
149951	313384D22	109	FHLB D N	12/12/2011	8/23/2012		0.080%	0.080%	122,000	121,930.86	5.42	121,976.11	39.83
148383	3136FRZ97	109	FNMA STEP UP	8/29/2011	8/24/2012		1.000%	1.000%	2,000,000	2,000,000.00	6,777.78	2,007,500.00	7,500.00
149157	313312D31	109	FFCB D N	10/13/2011	8/24/2012		0.160%	0.160%	250,000	249,648.89	88.89	249,918.06	180.28
140514	3133XY2J3	109	FHLB - BULLET	4/16/2010	8/27/2012		1.300%	1.300%	5,000,000	5,000,000.00	22,388.89	5,035,937.50	35,937.50
148910	313312D64	109	FFCB D N	9/30/2011	8/27/2012		0.170%	0.170%	830,000	828,698.74	364.51	829,724.49	661.24
148914	313312D64	109	FFCB D N	9/30/2011	8/27/2012		0.130%	0.130%	276,000	275,669.11	92.69	275,908.38	146.58
141780	3133XYUR4	109	FHLB - BULLET	6/30/2010	8/30/2012		1.050%	1.050%	2,000,000	2,000,000.00	58.33	2,010,625.00	10,625.00
149628	313384D97	109	FHLB D N	11/18/2011	8/30/2012		0.130%	0.130%	236,000	235,756.26	37.50	235,888.95	95.19
150138	313588E27	109	FNMA D N	12/27/2011	8/31/2012		0.100%	0.100%	650,000	649,552.22	9.03	649,692.88	131.63
149683	313588E68	109	FNMA D N	11/23/2011	9/4/2012		0.110%	0.110%	1,500,000	1,498,689.17	178.75	1,499,279.58	411.66
149943	313588G33	109	FNMA D N	12/12/2011	9/17/2012		0.100%	0.100%	2,000,000	1,998,444.44	111.11	1,998,988.89	433.34
149681	313312G46	109	FFCB D N	11/23/2011	9/18/2012		0.120%	0.120%	2,000,000	1,998,000.00	260.00	1,998,985.00	725.00
149706	313396G49	109	FHLMC D N	11/28/2011	9/18/2012		0.130%	0.130%	3,000,000	2,998,804.17	368.33	2,998,477.50	1,305.00
149151	313375LD7	109	FHLB STEP UP	10/13/2011	9/23/2012	3/23/2012	0.750%	0.750%	2,000,000	2,000,000.00	333.33	2,000,000.00	0.00
143128	31331JN25	109	FFCB - BULLET	9/28/2010	9/28/2012		0.550%	0.550%	6,000,000	6,000,000.00	8,525.00	6,013,125.00	13,125.00
149129	313375PW1	109	FHLB STEP UP	10/7/2011	9/28/2012	3/28/2012	0.750%	0.931%	2,500,000	2,496,093.75	4,843.75	2,501,562.50	5,937.50
149713	313396H97	109	FHLMC D N	11/28/2011	10/1/2012		0.145%	0.145%	2,000,000	1,997,518.89	273.89	1,998,750.00	957.22
149771	313312H94	109	FFCB D N	12/1/2011	10/1/2012		0.140%	0.140%	500,000	499,406.94	60.28	499,687.50	220.28

MIAMI-DADE COUNTY
REPORT WRITER
AS OF DATE: December 31, 2011
SORTING ORDER: FUND ICC#

INVSMT NUMBER	CUSIP NUMBER	FUND NUMBER	DESCRIPTION	PURCHASE SET DATE	MATURITY DATE	CALL DATE	INTEREST RATE	YTM TRADING	SCHEDULED PAR VALUE	CURRENT BOOK VALUE	PERIOD-END INTEREST ACCRL	MARKET VALUE	UNREALIZED GAIN/LOSS
149983	313396H97	109	FHLMC D N	12/14/2011	10/1/2012		0.100%	0.100%	350,000	349,716.11	17.50	349,781.25	47.64
149626	313384J42	109	FHLB D N	11/18/2011	10/4/2012		0.160%	0.160%	500,000	499,286.67	97.78	499,687.50	303.05
149763	313384J42	109	FHLB D N	12/1/2011	10/4/2012		0.125%	0.125%	2,000,000	1,997,861.11	215.28	1,998,750.00	673.61
150159	313384J42	109	FHLB D N	12/27/2011	10/4/2012		0.100%	0.100%	1,800,000	1,798,590.00	25.00	1,798,875.00	260.00
149497	3134G2X23	109	FHLMC STEP UP	11/9/2011	10/6/2012	4/6/2012	0.500%	0.517%	2,000,000	2,000,616.67	2,361.11	1,999,375.00	(325.00)
149144	3136FR6P3	109	FNMA STEP UP	10/13/2011	10/13/2012	4/13/2012	0.625%	0.826%	4,000,000	3,992,000.00	5,416.67	4,003,750.00	11,750.00
149247	3136FR6P3	109	FNMA STEP UP	10/27/2011	10/13/2012	4/13/2012	0.625%	0.834%	2,000,000	1,996,486.11	2,708.33	2,001,875.00	5,875.00
149207	3136FTCF4	109	FNMA STEP UP	10/21/2011	10/18/2012		0.500%	0.804%	1,650,000	1,645,118.75	1,672.92	1,651,546.88	6,496.88
149273	3136FTCE7	109	FNMA STEP UP	10/31/2011	10/19/2012		1.125%	1.229%	4,430,000	4,427,231.25	9,967.50	4,446,612.50	21,042.50
149775	313384L31	109	FHLB D N	12/1/2011	10/19/2012		0.140%	0.140%	300,000	299,623.17	36.17	299,812.50	153.16
149629	313384M22	109	FHLB D N	11/18/2011	10/26/2012		0.160%	0.160%	150,000	149,771.33	29.33	149,906.25	105.59
140703	3133XY5B7	109	FHLB - BULLET	4/29/2010	10/29/2012		1.450%	1.460%	8,000,000	7,999,201.32	19,977.78	8,080,000.00	80,798.68
146341	31398A4T6	109	FNMA - BULLET	4/1/2011	10/30/2012		0.500%	0.659%	1,000,000	998,421.28	847.22	1,002,500.00	4,078.72
149723	313312P79	109	FFCB D N	11/29/2011	11/16/2012		0.160%	0.160%	967,000	965,482.88	141.83	966,093.44	468.73
149947	313312P79	109	FFCB D N	12/12/2011	11/16/2012		0.155%	0.155%	274,000	273,598.89	23.59	273,743.13	120.65
146168	3134G1WT7	109	FHLMC - BULLET	3/24/2011	11/26/2012		0.515%	0.590%	3,500,000	3,497,394.98	1,752.43	3,509,843.75	12,448.77
149843	3136FTLZ0	109	FNMA STEP UP	12/2/2011	11/28/2012		1.000%	1.102%	3,315,000	3,312,053.33	3,038.75	3,319,143.75	7,458.75
147046	31331KMM9	109	FFCB - BULLET	6/3/2011	12/3/2012		0.350%	0.350%	3,000,000	3,000,000.00	816.67	3,002,812.50	2,812.50
150158	313312S92	109	FFCB D N	12/27/2011	12/12/2012		0.140%	0.140%	10,000,000	9,986,350.00	194.44	9,990,625.00	4,080.56
139776	3137EACG2	109	FHLMC - BULLET	3/4/2010	1/9/2013		1.375%	1.461%	2,000,000	1,997,471.02	13,138.89	2,023,125.00	25,653.98
145184	31331KAE0	109	FFCB - BULLET	1/21/2011	2/19/2013		0.750%	0.750%	3,400,000	3,400,000.00	9,350.00	3,417,000.00	17,000.00
134044	31331GRG6	109	FFCB - BULLET	3/26/2009	3/26/2013		2.500%	2.511%	10,000,000	9,998,505.13	65,972.22	10,268,750.00	270,244.87
134872	31331GVD8	109	FFCB - BULLET	5/8/2009	4/8/2013		2.200%	2.251%	5,000,000	4,996,368.62	25,361.11	5,118,750.00	122,381.38
149263	3136FTDY2	109	FNMA STEP UP	10/28/2011	4/17/2013	10/17/2012	0.875%	0.944%	5,000,000	4,996,336.81	8,993.06	5,014,062.50	19,062.50
149246	3133764X0	109	FHLB STEP UP	10/27/2011	4/27/2013	1/27/2012	1.000%	1.000%	5,000,000	5,000,000.00	8,888.89	5,003,125.00	3,125.00
140486	31398AJ94	109	FNMA - BULLET	4/15/2010	5/7/2013		1.750%	1.780%	5,000,000	4,997,826.75	13,125.00	5,093,750.00	95,923.25
149494	313376C86	109	FHLB - BULLET	11/9/2011	5/7/2013		0.300%	0.310%	2,000,000	1,999,733.33	900.00	1,999,375.00	(325.00)
149504	313376EB7	109	FHLB C I	11/23/2011	5/23/2013	11/23/2012	0.350%	0.350%	2,000,000	2,000,000.00	738.89	2,000,000.00	0.00
149792	31331K2J8	109	FFCB - BULLET	12/6/2011	5/24/2013		0.250%	0.250%	5,000,000	5,000,000.00	868.06	4,993,750.00	(6,250.00)
149963	31331K2J8	109	FFCB - BULLET	12/12/2011	5/24/2013		0.250%	0.267%	3,600,000	3,599,250.00	625.00	3,595,500.00	(3,600.00)
147201	3133745V8	109	FHLB - BULLET	6/21/2011	6/21/2013		0.500%	0.500%	2,000,000	2,000,000.00	277.78	2,004,375.00	4,375.00
148253	3136FRR88	109	FNMA STEP UP	8/22/2011	8/22/2013	2/22/2012	1.000%	1.000%	6,000,000	6,000,000.00	21,500.00	6,001,875.00	1,875.00
148254	3134G2ZJ4	109	FHLMC STEP UP	9/6/2011	9/6/2013	1/6/2012	1.000%	1.013%	5,000,000	4,998,750.00	15,972.22	5,003,125.00	4,375.00
148500	3134G2ZB1	109	FHLMC C I	9/6/2011	9/6/2013	3/6/2012	0.500%	0.513%	2,000,000	1,999,500.00	3,194.44	1,997,500.00	(2,000.00)
148738	3135G0DN0	109	FNMA C I	9/26/2011	9/26/2013	3/26/2012	0.500%	0.500%	2,500,000	2,500,000.00	3,298.61	2,495,312.50	(4,687.50)
148862	31331KZS2	109	FFCB C I	9/26/2011	9/26/2013	9/26/2012	0.400%	0.400%	2,500,000	2,500,000.00	2,638.89	2,496,093.75	(3,906.25)
148783	3134G2N32	109	FHLMC STEP UP	9/28/2011	9/28/2013	3/28/2012	1.000%	1.025%	3,100,000	3,098,450.00	8,008.33	3,102,906.25	4,456.25
148870	3136FR6H1	109	FNMA STEP UP	9/28/2011	9/28/2013	9/28/2012	1.000%	1.051%	2,500,000	2,497,500.00	6,458.33	2,501,562.50	4,062.50
149374	3136FR4M2	109	FNMA STEP UP	11/2/2011	9/28/2013	9/28/2012	1.000%	1.016%	3,000,000	3,001,895.83	7,750.00	3,004,687.50	5,625.00
149149	3136FTDC0	109	FNMA STEP UP	10/13/2011	10/12/2013	10/12/2012	1.000%	1.056%	2,200,000	2,197,641.11	4,827.78	2,203,437.50	5,857.50
149145	3134G2W99	109	FHLMC STEP UP	10/13/2011	10/13/2013	4/13/2012	1.250%	1.301%	3,500,000	3,496,500.00	9,479.17	3,508,750.00	12,250.00
149255	3134G2T69	109	FHLMC STEP UP	10/27/2011	10/13/2013	4/13/2012	1.125%	1.332%	1,810,000	1,803,551.88	4,411.88	1,814,525.00	11,765.00
149372	3134G2T69	109	FHLMC STEP UP	11/2/2011	10/13/2013	4/13/2012	1.125%	1.151%	6,000,000	6,000,562.50	14,625.00	6,015,000.00	18,000.00
149502	3136FTBS7	109	FNMA STEP UP	11/10/2011	10/13/2013	4/13/2012	1.000%	1.000%	2,000,000	2,001,500.00	4,333.33	2,001,875.00	1,875.00
149846	3134G2U42	109	FHLMC - BULLET	12/2/2011	10/15/2013		0.375%	0.420%	1,300,000	1,299,544.46	1,029.17	1,298,375.00	(533.00)
149274	3134G2T44	109	FHLMC STEP UP	10/31/2011	10/17/2013	10/17/2012	1.000%	1.129%	3,300,000	3,293,033.33	6,783.33	3,305,156.25	13,406.25
149496	313375VB0	109	FHLB STEP UP	11/9/2011	10/19/2013	4/19/2012	1.000%	1.000%	2,500,000	2,501,388.89	5,000.00	2,503,906.25	3,906.25
149232	3136FTFU8	109	FNMA STEP UP	10/26/2011	10/26/2013	10/26/2012	1.250%	1.250%	5,000,000	5,000,000.00	11,284.72	5,015,625.00	15,625.00
149257	313375Z91	109	FHLB STEP UP	10/27/2011	10/27/2013	4/27/2012	1.000%	1.000%	3,000,000	3,000,000.00	5,333.33	3,005,625.00	5,625.00
144190	31331JY64	109	FFCB - BULLET	11/17/2010	11/4/2013		0.700%	0.854%	2,000,000	1,993,933.52	2,216.67	2,010,625.00	16,691.48
147344	31331KPD6	109	FFCB - BULLET	6/20/2011	11/20/2013		0.625%	0.625%	1,500,000	1,500,000.00	1,067.71	1,506,093.75	6,093.75
149604	31331KW30	109	FFCB - BULLET	11/22/2011	11/22/2013		0.500%	0.500%	8,000,000	8,000,000.00	4,333.33	7,997,500.00	(2,500.00)
149759	3133762C8	109	FHLB - BULLET	12/1/2011	11/27/2013		0.375%	0.375%	10,000,000	10,000,416.67	3,541.67	9,987,500.00	(12,500.00)
149858	31331K2M1	109	FFCB - BULLET	12/9/2011	12/9/2013		0.400%	0.420%	5,000,000	4,998,010.00	1,222.22	4,998,437.50	427.50
149962	31331K2M1	109	FFCB - BULLET	12/12/2011	12/9/2013		0.400%	0.400%	4,000,000	4,000,133.33	977.77	3,998,750.00	(1,250.00)
139792	31331JGC1	109	FFCB - BULLET	3/5/2010	3/5/2014		2.125%	2.134%	5,000,000	4,998,908.79	34,236.11	5,171,875.00	172,966.21
140005	31331JGC1	109	FFCB - BULLET	3/11/2010	3/5/2014		2.125%	2.257%	3,000,000	2,990,608.25	20,541.67	3,103,125.00	112,516.75

MIAMI-DADE COUNTY
REPORT WRITER
AS OF DATE: December 31, 2011
SORTING ORDER: FUND ICC#

INVSMT NUMBER	CUSIP NUMBER	FUND NUMBER	DESCRIPTION	PURCHASE SET DATE	MATURITY DATE	CALL DATE	INTEREST RATE	YTM TRADING	SCHEDULED PAR VALUE	CURRENT BOOK VALUE	PERIOD-END INTEREST ACCRL	MARKET VALUE	UNREALIZED GAIN/LOSS
148837	3135G0CP6	109	FNMA C I	9/23/2011	3/6/2014	3/6/2012	0.600%	0.600%	4,000,000	4,001,133.33	7,666.66	3,996,250.00	(3,750.00)
147159	313373ZB1	109	FHLB C I	6/13/2011	3/13/2014	6/13/2012	1.000%	1.000%	1,775,000	1,775,000.00	5,325.00	1,779,992.19	4,992.19
148852	3134G2D66	109	FHLMC C I	9/26/2011	3/14/2014	3/14/2012	0.625%	0.637%	3,075,000	3,074,718.13	5,712.24	3,070,195.31	(3,882.19)
146360	31331KGN4	109	FFCB - BULLET	4/7/2011	4/7/2014		1.400%	1.426%	3,000,000	2,998,127.74	9,800.00	3,060,000.00	61,872.26
149192	3136FTGL7	109	FNMA C I	10/25/2011	4/25/2014	10/25/2012	0.700%	0.700%	3,000,000	3,000,000.00	3,850.00	3,002,812.50	2,812.50
149150	31331KD64	109	FFCB C I	10/13/2011	7/11/2014	1/11/2012	0.640%	0.751%	2,120,000	2,113,715.38	3,015.11	2,118,675.00	5,035.00
149148	3135G0CN1	109	FNMA C I	10/13/2011	8/28/2014	8/28/2012	0.650%	0.765%	2,500,000	2,493,861.11	5,506.94	2,496,875.00	5,000.00
149991	3134G2YJ5	109	FHLMC - BULLET	12/15/2011	9/19/2014		0.500%	0.600%	2,500,000	2,496,136.11	3,541.67	2,492,187.50	(962.50)
148739	3134G2H39	109	FHLMC C I	9/29/2011	9/29/2014	3/29/2012	0.800%	0.800%	2,000,000	2,000,000.00	4,088.89	1,996,875.00	(3,125.00)
149233	3136FTEP0	109	FNMA STEP UP	10/26/2011	10/26/2014	10/26/2012	1.375%	1.384%	5,000,000	4,998,750.00	12,413.19	5,032,812.50	34,062.50
149495	31331KQ86	109	FFCB - BULLET	11/10/2011	11/10/2014		0.600%	0.620%	2,000,000	1,998,800.00	1,700.00	1,996,875.00	(1,925.00)
149565	31331KQ86	109	FFCB - BULLET	11/16/2011	11/10/2014		0.600%	0.650%	5,000,000	4,993,100.00	4,250.00	4,992,187.50	(412.50)
150065	31331K3V0	109	FFCB C I	12/22/2011	12/22/2014	6/22/2012	0.770%	0.770%	2,000,000	2,000,000.00	385.00	1,998,125.00	(1,875.00)
150134	31331K3V0	109	FFCB C I	12/27/2011	12/22/2014	6/22/2012	0.770%	0.770%	10,000,000	10,001,069.44	1,925.00	9,990,625.00	(9,375.00)
140013	3133XWX95	109	FHLB - BULLET	3/12/2010	3/13/2015		2.750%	2.754%	9,995,000	9,993,254.84	82,458.75	10,638,428.13	645,173.29
140014	3133XWX95	109	FHLB - BULLET	3/12/2010	3/13/2015		2.750%	2.750%	10,000,000	10,000,000.00	82,500.00	10,643,750.00	643,750.00
148806	3135G0DM2	109	FNMA C I	9/26/2011	3/26/2015	9/26/2012	0.850%	0.850%	2,500,000	2,500,000.00	5,607.64	2,495,312.50	(4,687.50)
148306	3136FRS87	109	FNMA C I	8/24/2011	8/24/2016	8/24/2012	1.375%	1.375%	4,000,000	4,000,000.00	19,402.78	4,013,750.00	13,750.00
148808	31331KZV5	109	FFCB C I	9/29/2011	9/29/2016	1/6/2012	1.390%	1.390%	2,733,000	2,733,000.00	9,708.22	2,733,000.00	0.00
149373	3134G2V74	109	FHLMC C I	11/2/2011	10/19/2016	10/19/2012	1.400%	1.413%	3,100,000	3,099,629.72	8,680.00	3,114,531.25	16,468.75
149264	3135G0EB5	109	FNMA C I	10/28/2011	10/20/2016	4/20/2012	1.500%	1.531%	4,000,000	3,995,333.33	11,833.33	4,010,000.00	16,000.00
149898	3136FTNH8	109	FNMA C I	12/6/2011	11/25/2016	5/25/2012	1.400%	1.442%	1,825,000	1,822,130.69	2,555.00	1,824,429.69	3,079.69
150066	31331K4G2	109	FFCB C I	12/22/2011	12/22/2016	6/22/2012	1.430%	1.430%	1,000,000	1,000,000.00	357.50	1,000,000.00	0.00
109 Total									747,308,003	746,803,047.44	1,108,248.98	749,915,095.81	2,949,710.43
147814	313588RR8	154	FNMA D N	7/20/2011	1/11/2012		0.095%	0.095%	7,244,000	7,240,654.68	3,154.16	7,243,959.76	150.92
154 Total									7,244,000	7,240,654.68	3,154.16	7,243,959.76	150.92
150186	WACHOVIA8	300	WACHOVIA INT BEARIN	12/1/2011	1/1/2012		0.019%	0.019%	100,106	100,105.81	1.64	100,105.81	0.00
149058	313588RL1	300	FNMA D N	10/4/2011	1/6/2012		0.030%	0.030%	500,000	499,960.83	37.09	499,998.61	0.69
149061	313396SX2	300	FHLMC D N	10/5/2011	2/10/2012		0.060%	0.060%	500,000	499,893.33	73.34	499,988.89	22.22
149337	313588TD7	300	FNMA D N	11/1/2011	2/16/2012		0.050%	0.050%	1,000,000	999,851.39	84.72	999,974.44	38.33
149930	313396TJ2	300	FHLMC D N	12/9/2011	2/21/2012		0.010%	0.010%	2,000,000	1,999,958.89	12.78	1,999,943.33	(28.34)
149931	313384UW7	300	FHLB D N	12/9/2011	3/28/2012		0.015%	0.015%	2,000,000	1,999,908.33	19.17	1,999,903.33	(24.17)
150084	313396VR1	300	FHLMC D N	12/21/2011	4/16/2012		0.025%	0.025%	1,300,000	1,299,894.38	9.93	1,299,923.44	19.13
149249	3135G0EE9	300	FNMA C I	10/27/2011	10/24/2013	4/24/2012	0.600%	0.600%	1,000,000	1,000,050.00	1,116.67	1,000,000.00	0.00
300 Total									8,400,106	8,399,622.96	1,355.34	8,399,837.85	27.86
150187	WACHOVIA8	411	WACHOVIA INT BEARIN	12/1/2011	1/1/2012		0.019%	0.019%	100,235	100,234.58	1.64	100,234.58	0.00
148440	313396RP0	411	FHLMC D N	8/29/2011	1/9/2012		0.060%	0.060%	5,000,000	4,998,891.67	1,041.66	4,999,977.78	44.45
148458	313396RP0	411	FHLMC D N	8/30/2011	1/9/2012		0.060%	0.060%	3,000,000	2,999,340.00	620.00	2,999,986.67	26.67
148419	313396RQ8	411	FHLMC D N	8/26/2011	1/10/2012		0.070%	0.070%	550,000	549,853.49	136.89	549,997.25	6.87
133230	31331GKY4	411	FFCB - BULLET	2/5/2009	1/17/2012		2.000%	2.220%	5,000,000	4,994,681.72	45,555.56	5,003,125.00	8,443.28
149213	313396RX3	411	FHLMC D N	10/24/2011	1/17/2012		0.030%	0.030%	5,500,000	5,499,610.42	316.25	5,499,951.11	24.44
149596	313588RX5	411	FNMA D N	11/16/2011	1/17/2012		0.025%	0.025%	1,000,000	999,956.94	31.95	999,991.11	2.22
148459	313384RY7	411	FHLB D N	8/30/2011	1/18/2012		0.070%	0.070%	1,101,000	1,100,698.14	265.47	1,100,989.60	25.99
148749	313384RY7	411	FHLB D N	9/16/2011	1/18/2012		0.060%	0.060%	530,000	529,890.47	94.51	529,994.99	10.01
149228	313588RY3	411	FNMA D N	10/25/2011	1/18/2012		0.040%	0.040%	860,000	859,918.78	64.98	859,991.88	8.12
149608	313384RY7	411	FHLB D N	11/17/2011	1/18/2012		0.015%	0.015%	2,500,000	2,499,935.42	46.87	2,499,976.39	(5.90)
133012	3133XSWM6	411	FHLB - BULLET	1/23/2009	1/23/2012		2.100%	2.100%	5,000,000	5,000,000.00	46,083.33	5,006,250.00	6,250.00
148768	313396SD6	411	FHLMC D N	9/19/2011	1/23/2012		0.070%	0.070%	300,000	299,926.50	60.67	299,996.33	9.16
149204	313396SE4	411	FHLMC D N	10/21/2011	1/24/2012		0.040%	0.040%	3,210,000	3,209,661.17	256.80	3,209,958.98	41.01
148747	313384SF7	411	FHLB D N	9/16/2011	1/25/2012		0.070%	0.070%	1,300,000	1,299,668.86	270.47	1,299,982.67	43.34
149238	313384SF7	411	FHLB D N	10/26/2011	1/25/2012		0.350%	0.035%	5,000,000	4,999,557.64	325.69	4,999,933.33	50.00
149648	313588SF3	411	FNMA D N	11/21/2011	1/25/2012		0.015%	0.015%	1,900,000	1,899,948.54	32.46	1,899,974.67	(6.33)
149593	313384ST7	411	FHLB D N	11/16/2011	2/6/2012		0.020%	0.020%	6,375,000	6,374,709.58	162.92	6,374,872.50	0.00
148746	313384TC3	411	FHLB D N	9/16/2011	2/15/2012		0.085%	0.085%	1,500,000	1,499,461.67	378.96	1,499,962.50	121.87
149594	313384TC3	411	FHLB D N	11/16/2011	2/15/2012		0.027%	0.027%	3,000,000	2,999,795.25	103.50	2,999,925.00	26.25
149728	313588TD7	411	FNMA D N	11/29/2011	2/16/2012		0.025%	0.025%	3,005,000	3,004,835.14	68.87	3,004,923.21	19.20
149690	313588TE5	411	FNMA D N	11/23/2011	2/17/2012		0.025%	0.025%	2,700,000	2,699,838.75	73.13	2,699,929.50	17.62

MIAMI-DADE COUNTY
REPORT WRITER
AS OF DATE: December 31, 2011
SORTING ORDER: FUND ICC#

INVSMT NUMBER	CUSIP NUMBER	FUND NUMBER	DESCRIPTION	PURCHASE SET DATE	MATURITY DATE	CALL DATE	INTEREST RATE	YTM TRADING	SCHEDULED PAR VALUE	CURRENT BOOK VALUE	PERIOD-END INTEREST ACCRL	MARKET VALUE	UNREALIZED GAIN/LOSS
149925	313396TJ2	411	FHLMC D N	12/8/2011	2/21/2012		0.010%	0.010%	1,500,000	1,499,968.75	10.00	1,499,957.50	(21.25)
149932	313396TJ2	411	FHLMC D N	12/9/2011	2/21/2012		0.010%	0.010%	6,000,000	5,999,876.67	38.33	5,999,830.00	(85.00)
149214	313588TK1	411	FNMA D N	10/24/2011	2/22/2012		0.060%	0.060%	1,000,000	999,798.33	115.00	999,971.11	57.78
149854	313384TL3	411	FHLB D N	12/2/2011	2/23/2012		0.020%	0.020%	1,108,000	1,107,948.91	18.47	1,107,967.38	0.00
149715	313384TM1	411	FHLB D N	11/28/2011	2/24/2012		0.032%	0.032%	5,714,000	5,713,553.04	172.69	5,713,828.58	102.85
148381	3134G2VR0	411	FHLMC STEP UP	8/25/2011	2/25/2012	2/25/2012	0.500%	0.500%	2,800,000	2,800,000.00	4,900.00	2,800,000.00	0.00
149595	313384TQ2	411	FHLB D N	11/16/2011	2/27/2012		0.025%	0.025%	1,500,000	1,499,892.71	47.92	1,499,952.50	11.87
149970	313588TZ8	411	FNMA D N	12/13/2011	3/7/2012		0.015%	0.015%	4,203,000	4,202,851.14	33.27	4,202,845.89	(38.52)
148385	3136FRW25	411	FNMA STEP UP	9/8/2011	3/8/2012		0.500%	0.600%	3,500,000	3,498,250.00	5,493.06	3,501,093.75	2,843.75
150171	313384UG2	411	FHLB D N	12/29/2011	3/14/2012		0.015%	0.015%	1,403,000	1,402,955.57	1.75	1,402,943.10	(14.22)
150155	313384UJ6	411	FHLB D N	12/27/2011	3/16/2012		0.020%	0.020%	2,000,000	1,999,911.11	5.56	1,999,916.67	0.00
150099	313396UM3	411	FHLMC D N	12/22/2011	3/19/2012		0.018%	0.018%	5,000,000	4,999,780.00	25.00	4,999,783.33	(21.67)
149985	313588UN3	411	FNMA D N	12/14/2011	3/20/2012		0.020%	0.020%	1,300,000	1,299,929.94	13.00	1,299,942.94	0.00
149742	313588UP8	411	FNMA D N	11/30/2011	3/21/2012		0.030%	0.030%	2,000,000	1,999,813.33	53.33	1,999,911.11	44.45
150131	313384UP2	411	FHLB D N	12/23/2011	3/21/2012		0.025%	0.025%	5,000,000	4,999,690.97	31.25	4,999,777.78	55.56
150060	313396UU5	411	FHLMC D N	12/19/2011	3/26/2012		0.025%	0.025%	2,000,000	1,999,863.89	18.06	1,999,905.56	23.61
150061	313384UW7	411	FHLB D N	12/19/2011	3/28/2012		0.025%	0.025%	1,000,000	999,930.56	9.03	999,951.67	12.08
149855	313396VB6	411	FHLMC D N	12/2/2011	4/2/2012		0.050%	0.050%	750,000	749,872.92	31.25	749,961.67	57.50
150085	313588VB8	411	FNMA D N	12/21/2011	4/2/2012		0.030%	0.030%	3,000,000	2,999,742.50	27.50	2,999,846.67	76.67
149924	313384VM8	411	FHLB D N	12/8/2011	4/12/2012		0.035%	0.035%	1,600,000	1,599,804.00	37.33	1,599,909.33	68.00
149933	313384VM8	411	FHLB D N	12/9/2011	4/12/2012		0.035%	0.035%	500,000	499,939.24	11.18	499,971.67	21.25
140516	31331JKR3	411	FFCB - BULLET	4/16/2010	4/16/2012		1.200%	1.200%	2,500,000	2,500,000.00	6,250.00	2,507,812.50	7,812.50
149926	313396VR1	411	FHLMC D N	12/8/2011	4/16/2012		0.040%	0.040%	1,000,000	999,855.56	26.67	999,941.11	58.88
149972	313396VT7	411	FHLMC D N	12/13/2011	4/18/2012		0.040%	0.040%	1,000,000	999,858.89	21.11	999,940.00	60.00
149971	313396VY6	411	FHLMC D N	12/13/2011	4/23/2012		0.045%	0.045%	1,428,000	1,427,764.38	33.92	1,427,910.35	112.05
150086	313396VY6	411	FHLMC D N	12/21/2011	4/23/2012		0.035%	0.035%	2,290,000	2,289,723.93	24.49	2,289,856.24	107.82
134598	3133XTL87	411	FHLB - BULLET	4/27/2009	4/27/2012		1.850%	1.867%	2,000,000	1,999,833.94	6,577.78	2,011,250.00	11,416.06
146613	31331KJP6	411	FFCB - BULLET	5/2/2011	5/2/2011		0.260%	0.274%	2,102,000	2,101,854.47	895.69	2,103,313.75	1,459.28
134818	31331GVL0	411	FFCB - BULLET	5/7/2009	5/7/2012		1.875%	1.875%	5,000,000	5,000,000.00	14,062.50	5,029,687.50	29,687.50
150096	3136FTWL9	411	FNMA STEP UP	12/27/2011	6/27/2012		0.500%	0.500%	1,000,000	1,000,000.00	55.56	999,375.00	(625.00)
148685	912795Y96	411	TREASURY BILLS	9/13/2011	8/23/2012		0.088%	0.088%	2,500,000	2,497,891.67	672.22	2,499,004.24	440.35
148504	3134G2D33	411	FHLMC STEP UP	9/21/2011	9/21/2012	3/21/2012	1.125%	1.125%	2,500,000	2,500,000.00	7,812.50	2,503,125.00	3,125.00
134050	31331GRG6	411	FFCB - BULLET	3/26/2009	3/26/2013		2.500%	2.511%	5,000,000	4,999,252.57	32,986.11	5,134,375.00	135,122.43
148647	313375PA9	411	FHLB STEP UP	9/29/2011	3/29/2013	3/29/2012	1.000%	1.000%	2,300,000	2,300,000.00	127.78	2,302,875.00	2,875.00
134878	31331GVD8	411	FFCB - BULLET	5/8/2009	4/8/2013		2.200%	2.251%	5,000,000	4,996,368.62	25,361.11	5,118,750.00	122,381.38
148382	313375FD4	411	FHLB STEP UP	8/25/2011	8/25/2013	2/25/2012	1.000%	1.000%	1,150,000	1,150,000.00	4,025.00	1,151,437.50	1,437.50
148429	3134G2ZN5	411	FHLMC STEP UP	9/6/2011	9/6/2013	3/6/2012	1.125%	1.125%	2,500,000	2,500,000.00	8,984.38	2,503,125.00	3,125.00
143129	31331JL84	411	FFCB - BULLET	9/24/2010	9/24/2013		0.920%	0.920%	5,000,000	5,000,000.00	12,394.44	5,043,750.00	43,750.00
149568	3135G0FW8	411	FNMA C I	11/25/2011	11/25/2013	5/25/2012	0.625%	0.640%	2,000,000	1,999,400.00	1,250.00	2,000,000.00	600.00
150094	31331K4C1	411	FFCB C I	12/23/2011	12/23/2013	3/23/2012	0.490%	0.490%	1,500,000	1,500,000.00	163.33	1,498,593.75	(1,406.25)
148503	313375KZ9	411	FHLB C I	9/16/2011	9/16/2014	3/16/2012	0.700%	0.700%	1,000,000	1,000,000.00	2,041.67	997,500.00	(2,500.00)
148648	3134G2H39	411	FHLMC C I	9/29/2011	9/29/2014	3/29/2012	0.800%	0.800%	2,100,000	2,100,000.00	4,293.33	2,096,718.75	(3,281.25)
149569	31331KP87	411	FFCB C I	11/15/2011	11/7/2014	2/7/2012	0.790%	0.850%	2,000,000	1,996,851.11	2,370.00	2,000,625.00	4,125.00
149630	3134G23L4	411	FHLMC C I	11/18/2011	11/10/2014	5/10/2012	0.950%	0.950%	1,500,000	1,500,316.67	2,018.75	1,501,875.00	1,875.00
148380	31331KWF3	411	FFCB C I	8/25/2011	2/25/2016	1/6/2012	1.370%	1.399%	3,000,000	2,996,250.00	14,385.00	3,000,000.00	3,750.00
148379	3136FRU68	411	FNMA C I	8/24/2011	8/24/2016	8/24/2012	1.310%	1.341%	3,000,000	2,995,500.00	13,864.17	3,010,312.50	14,812.50
148502	3134G2B76	411	FHLMC C I	9/9/2011	9/9/2016	3/9/2012	1.600%	1.610%	1,000,000	999,500.00	4,977.78	1,001,562.50	2,062.50
411 Total									172,679,235	172,644,010.12	272,760.85	173,049,908.95	400,736.23
148255	313396TC7	414	FHLMC D N	8/15/2011	2/15/2012		0.120%	0.120%	7,100	7,095.65	3.29	7,099.82	0.88
148256	313396TC7	414	FHLMC D N	8/15/2011	2/15/2012		0.120%	0.120%	13,900	13,891.47	6.44	13,899.65	1.74
149175	313396TC7	414	FHLMC D N	10/14/2011	2/15/2012		0.055%	0.055%	41,702	41,694.10	5.03	41,700.96	1.83
149176	313396TC7	414	FHLMC D N	10/14/2011	2/15/2012		0.055%	0.055%	21,298	21,293.97	2.57	21,297.47	0.93
148714	313396UG6	414	FHLMC D N	9/15/2011	3/14/2012		0.105%	0.105%	214,748	214,634.63	67.65	214,739.29	37.01
148715	313396UG6	414	FHLMC D N	9/15/2011	3/14/2012		0.105%	0.105%	12,252	12,245.53	3.86	12,251.50	2.11
149387	313396UH4	414	FHLMC D N	10/14/2011	3/15/2012		0.060%	0.060%	148,000	147,962.26	19.49	147,993.92	12.17
148875	313384UR8	414	FHLB D N	9/26/2011	3/23/2012		0.080%	0.080%	380,614	380,462.60	82.04	380,596.66	52.02
148876	313384UR8	414	FHLB D N	9/26/2011	3/23/2012		0.080%	0.080%	959,386	959,004.38	206.80	959,342.29	131.11

MIAMI-DADE COUNTY
REPORT WRITER
AS OF DATE: December 31, 2011
SORTING ORDER: FUND ICC#

INVSMT NUMBER	CUSIP NUMBER	FUND NUMBER	DESCRIPTION	PURCHASE SET DATE	MATURITY DATE	CALL DATE	INTEREST RATE	YTM TRADING	SCHEDULED PAR VALUE	CURRENT BOOK VALUE	PERIOD-END INTEREST ACCRL	MARKET VALUE	UNREALIZED GAIN/LOSS
148886	313396UU5	414	FHLMC D N	9/28/2011	3/26/2012		0.085%	0.085%	1,056,000	1,055,551.20	236.87	1,055,950.13	162.06
149165	313384UY3	414	FHLB D N	10/14/2011	3/30/2012		0.085%	0.085%	1,056,560	1,056,140.90	197.08	1,056,507.76	169.78
149166	313384UY3	414	FHLB D N	10/14/2011	3/30/2012		0.085%	0.085%	395,440	395,283.14	73.76	395,420.45	63.55
149174	313384VN6	414	FHLB D N	10/14/2011	4/13/2012		0.060%	0.060%	120,000	119,963.60	15.80	119,993.13	13.73
149556	313588WR2	414	FNMA D N	11/15/2011	5/10/2012		0.070%	0.070%	7,098	7,095.56	0.65	7,097.49	1.28
149557	313588WR2	414	FNMA D N	11/15/2011	5/10/2012		0.070%	0.070%	8,902	8,898.93	0.82	8,901.36	1.61
149716	313384XP9	414	FHLB D N	11/28/2011	6/1/2012		0.080%	0.080%	885,000	884,634.20	66.87	884,925.27	224.20
149736	313396XP3	414	FHLMC D N	12/1/2011	6/1/2012		0.090%	0.090%	929,000	928,574.98	72.00	928,921.55	274.57
149994	313384XP9	414	FHLB D N	12/15/2011	6/1/2012		0.060%	0.060%	100,151	100,122.79	2.84	100,142.54	16.91
149995	313384XP9	414	FHLB D N	12/15/2011	6/1/2012		0.060%	0.060%	811,838	811,609.33	23.00	811,769.44	137.11
149996	313384XP9	414	FHLB D N	12/15/2011	6/1/2012		0.060%	0.060%	24,332	24,325.15	0.69	24,329.95	4.11
149997	313384XP9	414	FHLB D N	12/15/2011	6/1/2012		0.060%	0.060%	94,498	94,471.37	2.68	94,490.02	15.97
149998	313384XP9	414	FHLB D N	12/15/2011	6/1/2012		0.060%	0.060%	124,619	124,583.90	3.53	124,608.48	21.05
149999	313384XP9	414	FHLB D N	12/15/2011	6/1/2012		0.060%	0.060%	1,405,892	1,405,496.01	39.83	1,405,773.28	237.44
150000	313384XP9	414	FHLB D N	12/15/2011	6/1/2012		0.060%	0.060%	164,866	164,819.56	4.67	164,852.08	27.85
150001	313384XP9	414	FHLB D N	12/15/2011	6/1/2012		0.060%	0.060%	97,874	97,846.43	2.77	97,865.74	16.54
150002	313384XP9	414	FHLB D N	12/15/2011	6/1/2012		0.060%	0.060%	802,058	801,832.09	22.72	801,990.27	135.46
150003	313384XP9	414	FHLB D N	12/15/2011	6/1/2012		0.060%	0.060%	497,765	497,624.80	14.10	497,722.97	84.07
150004	313384XP9	414	FHLB D N	12/15/2011	6/1/2012		0.060%	0.060%	377,720	377,613.61	10.70	377,688.10	63.79
150005	313384XP9	414	FHLB D N	12/15/2011	6/1/2012		0.060%	0.060%	220,528	220,465.88	6.25	220,509.38	37.25
150006	313384XP9	414	FHLB D N	12/15/2011	6/1/2012		0.060%	0.060%	202,859	202,801.86	5.75	202,841.87	34.26
150167	313384YL7	414	FHLB D N	12/27/2011	6/22/2012		0.070%	0.070%	703,000	702,756.68	6.83	702,932.43	168.92
150178	313396YQ0	414	FHLMC D N	12/30/2011	6/26/2012		0.070%	0.070%	1,261,000	1,260,561.10	4.90	1,260,876.00	310.00
		414 Total							13,146,000	13,141,357.66	1,212.28	13,145,031.25	2,461.31
132269	NOWCITYN3	500	NOW CITY NATL CHALKS	12/4/2008	4/21/2012		0.200%	0.200%	2,675	2,675.00	16.69	2,675.00	0.00
132272	NOWCITYN3	500	NOW CITY NATL CHALKS	12/5/2008	4/21/2012		0.200%	0.200%	13,375	13,375.00	83.37	13,375.00	0.00
133231	NOWCITYN3	500	NOW CITY NATL CHALKS	2/5/2009	4/21/2012		0.200%	0.200%	2,675	2,675.00	15.75	2,675.00	0.00
133441	NOWCITYN3	500	NOW CITY NATL CHALKS	2/18/2009	4/21/2012		0.200%	0.200%	2,675	2,675.00	15.56	2,675.00	0.00
133815	NOWCITYN3	500	NOW CITY NATL CHALKS	3/12/2009	4/21/2012		0.200%	0.200%	2,675	2,675.00	15.23	2,675.00	0.00
134420	NOWCITYN3	500	NOW CITY NATL CHALKS	4/13/2009	4/21/2012		0.200%	0.200%	2,675	2,675.00	14.76	2,675.00	0.00
135167	NOWCITYN3	500	NOW CITY NATL CHALKS	5/14/2009	4/21/2012		0.100%	0.100%	2,675	2,675.00	7.15	2,675.00	0.00
135557	NOWCITYN3	500	NOW CITY NATL Chalks	6/12/2009	4/21/2012		0.100%	0.100%	2,675	2,675.00	6.93	2,675.00	0.00
136057	NOWCITYN3	500	NOW CITY NATL Chalks	7/14/2009	4/21/2012		0.100%	0.100%	2,675	2,675.00	6.69	2,675.00	0.00
136522	NOWCITYN3	500	NOW CITY NATL CHALKS	8/6/2009	4/21/2012		0.100%	0.100%	2,675	2,675.00	6.52	2,675.00	0.00
136536	NOWCITYN3	500	NOW CITY NATL PEDRO	7/13/1998	4/21/2012		0.100%	0.100%	10,490	10,490.41	143.37	10,490.41	0.00
136537	NOWCITYN3	500	NOW CITY NATL SOHOTA	8/26/1999	4/21/2012		0.100%	0.100%	5,000	5,000.00	62.65	5,000.00	0.00
136538	NOWCITYN3	500	NOW CITY NATL MTGE E	8/17/2005	4/21/2012		0.100%	0.100%	71,657	71,657.36	463.38	71,657.36	0.00
136540	NOWCITYN3	500	NOW CITY NATL CHALKS	6/26/2008	4/21/2012		0.100%	0.100%	10,700	10,700.00	38.16	10,700.00	0.00
136541	NOWCITYN3	500	NOW CITY NATL CHALKS	8/14/2008	4/21/2012		0.100%	0.100%	2,675	2,675.00	9.18	2,675.00	0.00
136542	NOWCITYN3	500	NOW CITY NATL CHALKS	9/9/2008	4/21/2012		0.100%	0.100%	2,675	2,675.00	8.98	2,675.00	0.00
136543	NOWCITYN3	500	NOW CITY NATL CHALKS	10/3/2008	4/21/2012		0.100%	0.100%	2,675	2,675.00	8.81	2,675.00	0.00
136544	NOWCITYN3	500	NOW CITY NATL CHALKS	11/6/2008	4/21/2012		0.100%	0.100%	2,675	2,675.00	8.55	2,675.00	0.00
137024	NOWCITYN3	500	NOW CITY NATL CHALKS	9/14/2009	4/21/2012		0.100%	0.100%	2,675	2,675.00	6.23	2,675.00	0.00
137325	NOWCITYN3	500	NOW CITY NATL Fideli	9/30/2009	4/21/2012		0.100%	0.100%	142,430	142,429.54	325.61	142,429.54	0.00
137666	NOWCITYN3	500	NOW CITY NATL CHALKS	10/19/2009	4/21/2012		0.100%	0.100%	2,675	2,675.00	5.97	2,675.00	0.00
138220	NOWCITYN3	500	NOW CITY NATL CHALK	11/17/2009	4/21/2012		0.100%	0.100%	2,675	2,675.00	5.76	2,675.00	0.00
138653	NOWCITYN3	500	NOW CITY NATL Chalks	12/10/2009	4/21/2012		0.100%	0.100%	2,675	2,675.00	5.59	2,675.00	0.00
139237	NOWCITYN3	500	NOW CITY NATL Chalks	1/25/2010	4/21/2012		0.100%	0.100%	2,675	2,675.00	5.25	2,675.00	0.00
139667	NOWCITYN3	500	NOW CITY NATL Chalks	2/23/2010	4/21/2012		0.100%	0.100%	2,675	2,675.00	5.03	2,675.00	0.00
140570	NOWCITYN3	500	NOW CITY NATL Chalks	4/19/2010	4/21/2012		0.100%	0.100%	5,350	5,350.00	9.24	5,350.00	0.00
141393	NOWCITYN3	500	NOW CITY NATL Chalks	6/1/2010	4/21/2012		0.100%	0.100%	2,675	2,675.00	4.30	2,675.00	0.00
141661	NOWCITYN3	500	NOW CITY NATL CHALKS	6/21/2010	4/21/2012		0.100%	0.100%	2,675	2,675.00	4.15	2,675.00	0.00
142817	NOWCITYN3	500	NOW CITY NATL CHALKS	8/11/2010	4/21/2012		0.100%	0.100%	2,675	2,675.00	3.77	2,675.00	0.00
143154	NOWCITYN3	500	NOW CITY NATL CHALKS	9/20/2010	4/21/2012		0.100%	0.100%	2,675	2,675.00	3.48	2,675.00	0.00
143365	NOWCITYN3	500	NOW CITY NATL CHALKS	10/4/2010	4/21/2012		0.100%	0.100%	2,675	2,675.00	3.37	2,675.00	0.00
144324	NOWCITYN3	500	NOW CITY NATL CHALKS	11/24/2010	4/21/2012		0.100%	0.100%	2,675	2,675.00	2.99	2,675.00	0.00
148428	NOWCITYN3	500	NOW CITY NATL CHALKS	8/26/2011	4/21/2012		0.010%	0.010%	24,075	24,075.00	0.86	24,075.00	0.00

MIAMI-DADE COUNTY
REPORT WRITER
AS OF DATE: December 31, 2011
SORTING ORDER: FUND ICC#

INVSMT NUMBER	CUSIP NUMBER	FUND NUMBER	DESCRIPTION	PURCHASE SET DATE	MATURITY DATE	CALL DATE	INTEREST RATE	YTM TRADING	SCHEDULED PAR VALUE	CURRENT BOOK VALUE	PERIOD-END INTEREST ACCRL	MARKET VALUE	UNREALIZED GAIN/LOSS
148908	NOWCITYN3	500	NOW CITY NATL SANDY	9/6/2011	4/21/2012		0.100%	0.100%	404,226	404,225.63	131.37	404,225.63	0.00
148909	NOWCITYN3	500	NOW CITY NATL SANDY	9/6/2011	4/21/2012		0.100%	0.100%	21,019	21,018.51	6.83	21,018.51	0.00
149132	NOWCITYN3	500	NOW CITY NATL SANDY	10/4/2011	4/21/2012		0.100%	0.100%	21,019	21,018.51	5.20	21,018.51	0.00
149908	NOWCITYN3	500	NOW CITY NATL SANDY	11/2/2011	4/21/2012		0.100%	0.100%	21,019	21,018.51	3.50	21,018.51	0.00
500 Total									817,233	817,233.47	1,470.23	817,233.47	0.00
148395	313384TK5	511	FHLB D N	8/25/2011	2/22/2012		0.110%	0.110%	2,000,000	1,998,893.89	788.33	1,999,942.22	260.00
511 Total									2,000,000	1,998,893.89	788.33	1,999,942.22	260.00
148396	313384TK5	522	FHLB D N	8/25/2011	2/22/2012		0.110%	0.110%	700,000	699,612.86	275.92	699,979.78	91.00
522 Total									700,000	699,612.86	275.92	699,979.78	91.00
148515	313384RJ0	555	FHLB D N	9/2/2011	1/4/2012		0.035%	0.035%	400,000	399,951.78	47.05	399,999.33	0.50
148496	313588RP2	555	FNMA D N	9/1/2011	1/9/2012		0.050%	0.050%	800,000	799,855.56	135.55	799,996.44	5.33
148628	313588RZ0	555	FNMA D N	9/8/2011	1/19/2012		0.060%	0.060%	713,000	712,841.95	136.66	712,992.87	14.26
148497	313384TC3	555	FHLB D N	9/1/2011	2/15/2012		0.090%	0.090%	600,000	599,749.50	183.00	599,985.00	52.50
555 Total									2,513,000	2,512,398.79	502.26	2,512,973.64	72.59
148498	313396UG6	566	FHLMC D N	9/1/2011	3/14/2012		0.096%	0.096%	450,000	449,766.00	146.40	449,981.75	69.35
566 Total									450,000	449,766.00	146.40	449,981.75	69.35
150188	WACHOVIA8	700	WACHOVIA INT BEARIN	12/1/2011	1/1/2012		0.019%	0.019%	100,113	100,113.18	1.64	100,113.18	0.00
148517	313588SV8	700	FNMA D N	9/2/2011	2/8/2012		0.090%	0.090%	650,000	649,741.63	196.62	649,986.28	48.03
700 Total									750,113	749,854.81	198.26	750,099.46	48.03
150242	825252869	712	AIM MONEY MARKET - D	12/1/2011	1/1/2012		0.020%	0.020%	1,563,100	1,563,100.00	26.65	1,563,100.00	0.00
150243	825252869	712	AIM MONEY MARKET - D	12/20/2011	1/1/2012		0.020%	0.020%	4,927,000	4,927,000.00	32.52	4,927,000.00	0.00
150244	825252869	712	AIM MONEY MARKET - D	12/27/2011	1/1/2012		0.020%	0.020%	3,000,000	3,000,000.00	8.25	3,000,000.00	0.00
149603	313588RH0	712	FNMA D N	11/16/2011	1/3/2012		0.010%	0.010%	1,600,000	1,599,978.67	20.44	1,599,998.22	(0.89)
149382	313384RJ0	712	FHLB D N	11/2/2011	1/4/2012		0.020%	0.020%	2,007,000	2,006,929.76	66.90	2,006,996.66	(0.01)
146574	313396RQ8	712	FHLMC D N	4/21/2011	1/10/2012		0.160%	0.160%	3,000,000	2,996,480.00	3,400.00	2,999,978.00	105.00
147801	313588RR8	712	FNMA D N	7/19/2011	1/11/2012		0.090%	0.090%	2,000,000	1,999,120.00	830.00	1,999,988.89	38.89
149071	313588RR8	712	FNMA D N	10/5/2011	1/11/2012		0.035%	0.035%	3,381,000	3,380,677.87	289.26	3,380,981.22	14.09
147783	313312RS1	712	FFCB D N	7/18/2011	1/12/2012		0.080%	0.080%	3,600,000	3,598,576.00	1,336.00	3,599,978.00	66.00
147984	313312RX0	712	FFCB D N	8/1/2011	1/17/2012		0.150%	0.150%	1,451,000	1,449,978.25	925.02	1,450,987.10	83.83
148205	313588RX5	712	FNMA D N	8/11/2011	1/17/2012		0.100%	0.100%	1,000,000	999,558.33	397.23	999,991.11	35.55
148240	313588RX5	712	FNMA D N	8/15/2011	1/17/2012		0.110%	0.110%	2,500,000	2,498,815.97	1,061.81	2,499,977.78	100.00
148781	313396RX3	712	FHLMC D N	9/20/2011	1/17/2012		0.040%	0.040%	2,001,000	2,000,735.42	229.01	2,000,982.21	17.78
149107	313588RX5	712	FNMA D N	10/6/2011	1/17/2012		0.030%	0.030%	1,000,000	999,914.17	72.50	999,991.11	4.44
149217	313396RX3	712	FHLMC D N	10/24/2011	1/17/2012		0.030%	0.030%	1,642,000	1,641,883.69	94.42	1,641,985.40	7.29
149219	313396RX3	712	FHLMC D N	10/24/2011	1/17/2012		0.030%	0.030%	599,000	598,957.57	34.44	598,994.68	2.67
149489	313396RX3	712	FHLMC D N	11/8/2011	1/17/2012		0.020%	0.020%	119,000	118,995.37	3.57	118,998.94	0.00
149560	313588RX5	712	FNMA D N	11/15/2011	1/17/2012		0.010%	0.010%	1,656,000	1,655,971.02	21.62	1,655,985.28	(7.36)
149602	313588RX5	712	FNMA D N	11/16/2011	1/17/2012		0.010%	0.010%	3,295,000	3,294,943.25	42.10	3,294,970.71	(14.64)
147881	313384RY7	712	FHLB D N	7/26/2011	1/18/2012		0.130%	0.130%	3,220,000	3,217,953.51	1,848.82	3,219,969.59	167.26
148242	313588RZ0	712	FNMA D N	8/15/2011	1/19/2012		0.120%	0.120%	3,000,000	2,998,430.00	1,390.00	2,999,970.00	150.00
148601	313588SF3	712	FNMA D N	9/6/2011	1/25/2012		0.080%	0.080%	1,238,000	1,237,612.09	321.88	1,237,983.49	49.52
148223	313312SG6	712	FFCB D N	8/12/2011	1/26/2012		0.120%	0.120%	2,000,000	1,998,886.67	946.66	1,999,972.22	138.89
148095	313588SN6	712	FNMA D N	8/4/2011	2/1/2012		0.130%	0.130%	2,500,000	2,498,365.97	1,354.17	2,499,956.94	236.80
148251	313588SN6	712	FNMA D N	8/16/2011	2/1/2012		0.120%	0.120%	501,300	501,017.60	230.60	501,291.37	43.17
149703	313588SN6	712	FNMA D N	11/23/2011	2/1/2012		0.027%	0.027%	535,000	534,971.91	15.65	534,990.79	3.23
149780	313588SN6	712	FNMA D N	12/1/2011	2/1/2012		0.010%	0.010%	2,260,000	2,259,961.08	19.46	2,259,961.08	(19.46)
149781	313588SP1	712	FNMA D N	12/1/2011	2/2/2012		0.010%	0.010%	6,000,000	5,999,895.00	51.67	5,999,893.33	(53.34)
148278	313588SV8	712	FNMA D N	8/17/2011	2/8/2012		0.130%	0.130%	1,500,000	1,499,052.08	742.09	1,499,968.33	174.16
149611	313384SV2	712	FHLB D N	11/17/2011	2/8/2012		0.026%	0.026%	1,490,000	1,489,910.68	48.43	1,489,968.54	9.43
150113	313312SV3	712	FFCB D N	12/22/2011	2/8/2012		0.010%	0.010%	500,000	499,993.33	1.39	499,989.44	(5.28)
148279	313396TA1	712	FHLMC D N	8/17/2011	2/13/2012		0.135%	0.135%	1,801,500	1,800,283.99	925.52	1,801,456.96	247.45
148371	313384TE9	712	FHLB D N	8/24/2011	2/17/2012		0.110%	0.110%	1,602,000	1,601,133.59	636.35	1,601,958.17	188.23
148125	313588TJ4	712	FNMA D N	8/8/2011	2/21/2012		0.110%	0.110%	3,404,000	3,401,950.98	1,518.56	3,403,903.55	434.01
150141	313396TL7	712	FHLMC D N	12/27/2011	2/23/2012		0.010%	0.010%	1,209,000	1,208,980.52	1.68	1,208,964.40	(17.80)
148889	313588UG8	712	FNMA D N	9/28/2011	3/14/2012		0.075%	0.075%	1,600,000	1,599,440.00	316.67	1,599,935.11	178.44
148863	313384UR8	712	FHLB D N	9/26/2011	3/23/2012		0.078%	0.078%	2,000,000	1,999,224.33	420.34	1,999,908.89	264.22
148173	313312UV0	712	FFCB D N	8/10/2011	3/27/2012		0.120%	0.120%	408,000	407,687.20	195.84	407,980.51	97.47

MIAMI-DADE COUNTY
REPORT WRITER
AS OF DATE: December 31, 2011
SORTING ORDER: FUND ICC#

INVSMT NUMBER	CUSIP NUMBER	FUND NUMBER	DESCRIPTION	PURCHASE SET DATE	MATURITY DATE	CALL DATE	INTEREST RATE	YTM TRADING	SCHEDULED PAR VALUE	CURRENT BOOK VALUE	PERIOD-END INTEREST ACCRL	MARKET VALUE	UNREALIZED GAIN/LOSS
148866	313396VK6	712	FHLMC D N	9/26/2011	4/10/2012		0.090%	0.090%	2,000,000	1,999,015.00	485.00	1,999,888.89	388.89
148135	313312WH9	712	FFCB D N	8/9/2011	5/2/2012		0.150%	0.150%	900,000	898,998.75	543.75	899,939.00	396.50
148867	313384WV7	712	FHLD D N	9/26/2011	5/14/2012		0.105%	0.105%	1,000,000	999,326.25	282.92	999,925.56	316.39
148972	313312WW6	712	FFCB D N	10/3/2011	5/15/2012		0.060%	0.060%	1,100,000	1,099,587.50	165.00	1,099,917.50	165.00
148890	313384YH6	712	FHLD D N	9/28/2011	6/19/2012		0.110%	0.110%	1,500,000	1,498,785.42	435.42	1,499,858.33	637.49
149072	313312ZV5	712	FFCB D N	10/5/2011	7/25/2012		0.140%	0.140%	2,500,000	2,497,141.67	855.55	2,499,284.72	1,287.50
149073	313312C24	712	FFCB D N	10/5/2011	8/15/2012		0.150%	0.150%	1,490,000	1,488,044.38	546.33	1,489,530.24	939.53
147864	313374TW0	712	FHLD C I	8/1/2011	8/1/2013	1/1/2012	0.700%	0.705%	3,000,000	2,999,700.00	8,750.00	3,000,000.00	300.00
149113	3134G2V41	712	FHLMC C I	10/25/2011	10/25/2013	1/25/2012	0.600%	0.625%	2,500,000	2,498,750.00	2,750.00	2,500,000.00	1,250.00
148896	3136FR4E0	712	FNMA STEP UP	9/29/2011	9/28/2014	3/28/2012	1.250%	1.250%	1,500,000	1,500,052.08	4,843.75	1,502,343.75	2,343.75
712 Total									94,599,900	94,565,766.92	39,535.24	94,599,603.01	10,764.09
150248	825252869	713	AIM MONEY MARKET - D	12/1/2011	1/1/2012		0.020%	0.020%	4,645,228	4,645,228.15	79.21	4,645,228.15	0.00
149160	313384RJ0	713	FHLD D N	10/13/2011	1/4/2012		0.030%	0.030%	2,271,000	2,270,842.92	151.40	2,270,996.22	1.90
149460	313384RL5	713	FHLD D N	11/4/2011	1/6/2012		0.020%	0.020%	1,100,000	1,099,961.50	35.44	1,099,996.94	0.00
149701	313396RS4	713	FHLMC D N	11/23/2011	1/12/2012		0.010%	0.010%	969,000	968,986.54	10.50	968,994.08	(2.96)
149218	313588RX5	713	FNMA D N	10/24/2011	1/17/2012		0.040%	0.040%	987,000	986,906.78	75.67	986,991.23	8.78
149220	313396RX3	713	FHLMC D N	10/24/2011	1/17/2012		0.030%	0.030%	914,000	913,935.26	52.55	913,991.88	4.07
149471	313384RX9	713	FHLD D N	11/7/2011	1/17/2012		0.020%	0.020%	1,300,000	1,299,948.72	39.72	1,299,988.44	0.00
149490	313396RX3	713	FHLMC D N	11/8/2011	1/17/2012		0.020%	0.020%	470,000	469,981.72	14.10	469,995.82	0.00
149508	313588RX5	713	FNMA D N	11/9/2011	1/17/2012		0.030%	0.030%	900,000	899,948.25	39.75	899,992.00	4.00
149702	313396RX3	713	FHLMC D N	11/23/2011	1/17/2012		0.015%	0.015%	1,098,000	1,097,974.84	17.84	1,097,990.24	(2.44)
149461	313588SF3	713	FNMA D N	11/4/2011	1/25/2012		0.020%	0.020%	1,466,000	1,465,933.22	47.23	1,465,980.45	0.00
148252	313588SN6	713	FNMA D N	8/16/2011	2/1/2012		0.120%	0.120%	663,700	663,326.12	305.30	663,688.57	57.15
149567	313384SV2	713	FHLD D N	11/15/2011	2/8/2012		0.025%	0.025%	739,000	738,956.38	24.12	738,984.40	3.90
149612	313384SV2	713	FHLD D N	11/17/2011	2/8/2012		0.026%	0.026%	2,000,000	1,999,880.11	65.00	1,999,957.78	12.67
150114	313312SV3	713	FFCB D N	12/22/2011	2/8/2012		0.010%	0.010%	2,614,100	2,614,065.15	7.26	2,614,044.81	(27.60)
150172	313384SV2	713	FHLD D N	12/29/2011	2/8/2012		0.010%	0.010%	200,000	199,997.72	0.17	199,995.78	(2.11)
150020	313588TA3	713	FNMA D N	12/15/2011	2/13/2012		0.015%	0.015%	3,073,800	3,073,723.16	21.77	3,073,726.57	(18.36)
149613	313396TC7	713	FHLMC D N	11/17/2011	2/15/2012		0.025%	0.025%	1,365,000	1,364,914.69	42.66	1,364,965.88	8.53
150025	313588TC9	713	FNMA D N	12/15/2011	2/15/2012		0.015%	0.015%	1,810,000	1,809,953.24	12.82	1,809,954.75	(11.31)
150062	313588TC9	713	FNMA D N	12/19/2011	2/15/2012		0.010%	0.010%	1,142,000	1,141,981.60	4.12	1,141,971.45	(14.27)
149631	313384TE9	713	FHLD D N	11/18/2011	2/17/2012		0.030%	0.030%	1,532,000	1,531,883.82	56.17	1,531,960.00	20.01
149615	313588TK1	713	FNMA D N	11/17/2011	2/22/2012		0.025%	0.025%	1,006,000	1,005,932.23	31.44	1,005,970.94	7.27
149614	313396TL7	713	FHLMC D N	11/17/2011	2/23/2012		0.030%	0.030%	202,000	201,983.50	7.58	201,994.05	2.97
149856	313384TL3	713	FHLD D N	12/2/2011	2/23/2012		0.020%	0.020%	884,700	884,659.21	14.74	884,673.95	0.00
150142	313396TL7	713	FHLMC D N	12/27/2011	2/23/2012		0.010%	0.010%	564,000	563,990.91	0.78	563,983.39	(8.30)
149928	313396TX1	713	FHLMC D N	12/8/2011	3/5/2012		0.013%	0.013%	1,025,000	1,024,968.68	8.54	1,024,963.56	(13.66)
149961	313384TX7	713	FHLD D N	12/12/2011	3/5/2012		0.010%	0.010%	445,000	444,989.62	2.47	444,984.18	(7.91)
149562	313588UG8	713	FNMA D N	11/15/2011	3/14/2012		0.060%	0.060%	700	699.86	0.05	699.97	0.06
150026	313384UG2	713	FHLD D N	12/15/2011	3/14/2012		0.020%	0.020%	3,500,000	3,499,825.00	33.06	3,499,858.06	0.00
148885	313396UM3	713	FHLMC D N	9/27/2011	3/19/2012		0.080%	0.080%	849,000	848,671.72	181.12	848,963.21	110.37
150150	313396UM3	713	FHLMC D N	12/27/2011	3/19/2012		0.020%	0.020%	2,000,000	1,999,907.78	5.56	1,999,913.33	(0.01)
148864	313384UR8	713	FHLD D N	9/26/2011	3/23/2012		0.075%	0.075%	3,001,600	3,000,480.65	606.58	3,001,463.26	376.03
148174	313312UV0	713	FFCB D N	8/10/2011	3/27/2012		0.120%	0.120%	189,000	188,855.10	90.72	188,990.97	45.15
148872	3134G2M82	713	FHLMC STEP UP	9/29/2011	3/29/2012		0.750%	0.901%	3,595,000	3,592,303.75	6,890.42	3,596,123.44	3,819.69
150154	313396VB6	713	FHLMC D N	12/27/2011	4/2/2012		0.030%	0.030%	2,350,000	2,349,810.05	9.79	2,349,879.89	60.05
148206	313312WH9	713	FFCB D N	8/11/2011	5/2/2012		0.130%	0.130%	897,000	896,141.62	463.20	896,939.20	334.38
148868	313384WV7	713	FHLD D N	9/26/2011	5/14/2012		0.105%	0.105%	500,000	499,663.13	141.46	499,962.78	158.19
148869	31331KB41	713	FFCB C I	9/27/2011	3/27/2013	1/6/2012	0.290%	0.290%	2,000,000	2,000,000.00	1,514.44	1,999,375.00	(625.00)
149114	3134G2V41	713	FHLMC C I	10/25/2011	10/25/2013	1/25/2012	0.600%	0.625%	1,400,000	1,399,300.00	1,540.00	1,400,000.00	700.00
148137	3136FRN41	713	FNMA C I	8/22/2011	8/22/2014	2/22/2012	0.850%	0.874%	700,000	699,510.00	2,132.08	700,218.75	708.75
148897	3136FR4E0	713	FNMA STEP UP	9/29/2011	9/28/2014	3/28/2012	1.250%	1.250%	1,500,000	1,500,052.08	4,843.75	1,502,343.75	2,343.75
713 Total									57,868,828	57,860,074.78	19,620.58	57,870,697.12	8,053.74
150250	825252869	714	AIM MONEY MARKET - D	12/1/2011	1/1/2012		0.020%	0.020%	10,353,000	10,353,000.00	176.52	10,353,000.00	0.00
150251	825252869	714	AIM MONEY MARKET - D	12/6/2011	1/1/2012		0.020%	0.020%	1,790,000	1,790,000.00	25.60	1,790,000.00	0.00
150253	825252869	714	AIM MONEY MARKET - D	12/30/2011	1/1/2012		0.020%	0.020%	15,671,500	15,671,500.00	17.24	15,671,500.00	0.00
150139	313384RT8	714	FHLD D N	12/27/2011	1/13/2012		0.001%	0.001%	3,818,100	3,818,098.20	0.53	3,818,074.55	(24.18)

MIAMI-DADE COUNTY
REPORT WRITER
AS OF DATE: December 31, 2011
SORTING ORDER: FUND ICC#

INVSMT NUMBER	CUSIP NUMBER	FUND NUMBER	DESCRIPTION	PURCHASE SET DATE	MATURITY DATE	CALL DATE	INTEREST RATE	YTM TRADING	SCHEDULED PAR VALUE	CURRENT BOOK VALUE	PERIOD-END INTEREST ACCRL	MARKET VALUE	UNREALIZED GAIN/LOSS
150064	313396RY1	714	FHLMC D N	12/19/2011	1/18/2012		0.030%	0.030%	500,000	499,987.50	5.42	499,995.28	2.36
150124	313384SA8	714	FHLB D N	12/23/2011	1/20/2012		0.001%	0.001%	5,000,000	4,999,996.11	1.25	4,999,947.22	(50.14)
150112	313396SD6	714	FHLMC D N	12/22/2011	1/23/2012		0.001%	0.001%	3,610,000	3,609,996.79	1.00	3,609,955.88	(41.91)
150126	313384SQ3	714	FHLB D N	12/23/2011	2/3/2012		0.005%	0.005%	5,000,000	4,999,970.83	6.25	4,999,908.33	(68.75)
150144	313384SQ3	714	FHLB D N	12/27/2011	2/3/2012		0.005%	0.005%	2,000,000	1,999,989.44	1.39	1,999,963.33	(27.50)
150179	313396ST1	714	FHLMC D N	12/30/2011	2/6/2012		0.010%	0.010%	1,100,000	1,099,988.39	0.61	1,099,978.00	(11.00)
150115	313312SV3	714	FFCB D N	12/22/2011	2/8/2012		0.010%	0.010%	5,500,000	5,499,926.67	15.28	5,499,883.89	(58.06)
150130	313588SV8	714	FNMA D N	12/23/2011	2/8/2012		0.015%	0.015%	2,500,000	2,499,951.04	9.38	2,499,947.22	(13.20)
150173	313384SV2	714	FHLB D N	12/29/2011	2/8/2012		0.010%	0.010%	2,340,000	2,339,973.35	1.95	2,339,950.60	(24.70)
150056	313384SX8	714	FHLB D N	12/16/2011	2/10/2012		0.005%	0.005%	2,410,000	2,409,981.26	5.35	2,409,946.44	(40.17)
150071	313384SX8	714	FHLB D N	12/20/2011	2/10/2012		0.005%	0.005%	4,000,000	3,999,971.11	6.67	3,999,911.11	(66.67)
150153	313384SX8	714	FHLB D N	12/27/2011	2/10/2012		0.010%	0.010%	1,500,000	1,499,981.25	2.08	1,499,966.67	(16.66)
150180	313384SX8	714	FHLB D N	12/30/2011	2/10/2012		0.010%	0.010%	1,100,000	1,099,987.17	0.61	1,099,975.56	(12.22)
150021	313588TA3	714	FNMA D N	12/15/2011	2/13/2012		0.015%	0.015%	5,000,000	4,999,875.00	35.42	4,999,880.56	(29.86)
150182	313396TA1	714	FHLMC D N	12/30/2011	2/13/2012		0.010%	0.010%	700,000	699,991.25	0.39	699,983.28	(8.36)
150148	313396TB9	714	FHLMC D N	12/27/2011	2/14/2012		0.005%	0.005%	2,000,000	1,999,986.39	1.39	1,999,951.11	(36.67)
150089	313384TC3	714	FHLB D N	12/21/2011	2/15/2012		0.005%	0.005%	2,100,000	2,099,983.67	3.21	2,099,947.50	(39.38)
150118	313384TC3	714	FHLB D N	12/22/2011	2/15/2012		0.010%	0.010%	4,500,000	4,499,931.25	12.50	4,499,887.50	(56.25)
150183	313384TC3	714	FHLB D N	12/30/2011	2/15/2012		0.020%	0.020%	800,000	799,979.11	0.89	799,980.00	0.00
150181	313384TE9	714	FHLB D N	12/30/2011	2/17/2012		0.005%	0.005%	3,000,000	2,999,979.58	0.83	2,999,921.67	(58.74)
150072	313588TK1	714	FNMA D N	12/20/2011	2/22/2012		0.010%	0.010%	1,500,000	1,499,973.33	5.00	1,499,956.67	(21.66)
714 Total									87,792,600	87,791,998.69	336.76	87,791,412.37	(703.72)
149609	313588VB8	740	FNMA D N	11/17/2011	4/2/2012		0.050%	0.050%	23,772,000	23,767,476.72	1,485.75	23,770,784.99	1,822.52
149677	313588VB8	740	FNMA D N	10/7/2011	4/2/2012		0.085%	0.085%	30,000,000	29,987,391.67	6,091.67	29,998,466.67	4,983.33
149679	313396VB6	740	FHLMC D N	10/7/2011	4/2/2012		0.090%	0.090%	12,518,000	12,512,429.49	2,691.37	12,517,360.19	2,239.33
149992	313588VB8	740	FNMA D N	12/15/2011	4/2/2012		0.020%	0.020%	23,768,000	23,766,560.72	224.47	23,766,785.19	0.00
149137	313588H99	740	FNMA D N	10/11/2011	10/1/2012		0.150%	0.150%	18,018,000	17,991,273.30	6,156.15	18,006,738.75	9,309.30
149194	313396H97	740	FHLMC D N	10/20/2011	10/1/2012		0.180%	0.180%	23,983,000	23,941,389.50	8,753.79	23,968,010.63	17,867.34
149676	313384H93	740	FHLB D N	10/7/2011	10/1/2012		0.170%	0.170%	20,000,000	19,966,000.00	8,122.22	19,987,500.00	13,377.78
149678	313384H93	740	FHLB D N	10/7/2011	10/1/2012		0.170%	0.170%	4,550,000	4,542,265.00	1,847.81	4,547,156.25	3,043.44
740 Total									156,609,000	156,474,786.40	35,373.23	156,562,802.67	52,643.04
133236	31331GKY4	741	FFCB - BULLET	2/5/2009	1/17/2012		2.000%	2.220%	4,000,000	3,995,745.38	36,444.44	4,002,500.00	6,754.62
148376	3134G2VR0	741	FHLMC STEP UP	8/25/2011	2/25/2012	2/25/2012	0.500%	0.500%	3,615,000	3,615,000.00	6,326.25	3,615,000.00	0.00
147403	313374FJ4	741	FHLB STEP UP	6/27/2011	3/27/2012	3/27/2012	0.500%	0.500%	4,000,000	4,000,000.00	5,222.22	4,001,250.00	1,250.00
135679	31331GYP8	741	FFCB - BULLET	6/23/2009	6/18/2012		2.125%	2.160%	3,000,000	2,999,495.33	2,302.08	3,026,250.00	26,754.67
149177	313396B93	741	FHLMC D N	10/14/2011	8/14/2012		0.155%	0.155%	77,000	76,898.88	26.19	76,985.50	60.43
148721	313312D64	741	FFCB D N	9/15/2011	8/27/2012		0.170%	0.170%	2,508,000	2,503,890.36	1,279.08	2,507,167.48	1,998.04
148753	313312D64	741	FFCB D N	9/16/2011	8/27/2012		0.170%	0.170%	4,507,000	4,499,636.06	2,277.29	4,505,503.93	3,590.58
149610	313312D64	741	FFCB D N	11/17/2011	8/27/2012		0.100%	0.100%	3,282,000	3,279,410.86	410.25	3,280,910.56	1,089.45
148712	313375PW1	741	FHLB STEP UP	9/28/2011	9/28/2012	3/28/2012	0.750%	0.825%	4,000,000	3,997,000.00	7,750.00	4,002,500.00	5,500.00
148713	3134G2K76	741	FHLMC STEP UP	9/30/2011	9/30/2012	3/30/2012	1.000%	1.000%	8,500,000	8,500,000.00	21,486.11	8,505,312.50	5,312.50
149927	313588Q24	741	FNMA D N	12/8/2011	11/19/2012		0.140%	0.140%	21,000	20,971.66	1.96	20,980.31	6.69
149717	313312Q45	741	FFCB D N	11/28/2011	11/21/2012		0.160%	0.160%	3,218,000	3,212,865.50	486.28	3,214,983.13	1,631.35
148650	313375PA9	741	FHLB STEP UP	9/29/2011	3/29/2013	3/29/2012	1.000%	1.000%	6,100,000	6,100,000.00	338.89	6,107,625.00	7,625.00
134879	31331GVD8	741	FFCB - BULLET	5/8/2009	4/8/2013		2.200%	2.251%	7,000,000	6,994,916.07	35,505.56	7,166,250.00	171,333.93
148430	3134G2ZN5	741	FHLMC STEP UP	9/6/2011	9/6/2013	3/6/2012	1.125%	1.125%	8,676,000	8,676,000.00	31,179.38	8,686,845.00	10,845.00
148804	3136FR4M2	741	FNMA STEP UP	9/28/2011	9/28/2013	9/28/2012	1.000%	1.025%	3,500,000	3,498,250.00	9,041.67	3,505,468.75	7,218.75
148851	3136FR6H1	741	FNMA STEP UP	9/28/2011	9/28/2013	9/28/2012	1.000%	1.000%	3,400,000	3,400,000.00	8,783.33	3,402,125.00	2,125.00
139795	31331JGC1	741	FFCB - BULLET	3/5/2010	3/5/2014		2.125%	2.125%	2,160,000	2,160,000.00	14,790.00	2,234,250.00	74,250.00
147401	3136FRTP8	741	FNMA C I	6/27/2011	6/27/2014	6/27/2012	1.000%	1.000%	5,000,000	5,000,000.00	555.56	5,015,625.00	15,625.00
142167	31331JWS8	741	FFCB - BULLET	7/28/2010	7/28/2014		1.500%	1.562%	3,000,000	2,994,626.18	19,125.00	3,069,375.00	74,748.82
148140	3136FRN41	741	FNMA C I	8/22/2011	8/22/2014	2/22/2012	0.850%	0.874%	5,000,000	4,996,500.00	15,229.17	5,001,562.50	5,062.50
148141	3136FRM26	741	FNMA C I	8/22/2011	8/22/2014	2/22/2012	1.000%	1.000%	3,040,000	3,040,000.00	10,893.33	3,041,900.00	1,900.00
148460	313372NX8	741	FHLB C I	2/28/2011	11/28/2014	2/28/2012	2.000%	2.000%	5,030,000	5,030,000.00	34,371.67	5,042,575.00	12,575.00
141433	31331JQD8	741	FFCB C I	6/8/2010	6/8/2015	6/8/2012	2.590%	2.617%	1,584,000	1,582,615.30	2,621.08	1,597,860.00	15,244.70
142392	31331JXR9	741	FFCB C I	8/6/2010	8/6/2015	8/6/2012	2.000%	2.000%	3,000,000	3,000,000.00	24,166.67	3,028,125.00	28,125.00
148649	3134G2J37	741	FHLMC C I	9/29/2011	9/29/2015	3/29/2012	1.100%	1.100%	7,000,000	7,000,000.00	19,677.78	6,980,312.50	(19,687.50)

MIAMI-DADE COUNTY
REPORT WRITER
AS OF DATE: December 31, 2011
SORTING ORDER: FUND ICC#

INVSMT NUMBER	CUSIP NUMBER	FUND NUMBER	DESCRIPTION	PURCHASE SET DATE	MATURITY DATE	CALL DATE	INTEREST RATE	YTM TRADING	SCHEDULED PAR VALUE	CURRENT BOOK VALUE	PERIOD-END INTEREST ACCRL	MARKET VALUE	UNREALIZED GAIN/LOSS
144035	31398A5R9	741	FNMA C I	11/12/2010	11/12/2015	11/12/2015	1.625%	1.646%	5,000,000	4,996,002.19	11,059.03	5,132,812.50	136,810.31
148326	31331KWF3	741	FFCB C I	8/25/2011	2/25/2016	1/6/2012	1.370%	1.370%	5,000,000	5,000,000.00	23,975.00	5,000,000.00	0.00
148375	31331KWF3	741	FFCB C I	8/25/2011	2/25/2016	1/6/2012	1.370%	1.381%	10,000,000	9,995,000.00	47,950.00	10,000,000.00	5,000.00
148307	313375ED5	741	FHLB C I	9/9/2011	6/9/2016	1/6/2012	1.500%	1.500%	6,000,000	6,000,000.00	5,500.00	5,996,250.00	(3,750.00)
147795	3136FRXU2	741	FNMA C I	7/19/2011	7/18/2016		2.100%	2.103%	2,260,000	2,259,792.83	21,488.83	2,262,118.75	2,457.75
148283	313375EC7	741	FHLB C I	8/24/2011	8/24/2016	8/24/2012	1.500%	1.500%	2,000,000	2,000,000.00	10,583.33	2,008,750.00	8,750.00
148373	3136FRU68	741	FNMA C I	8/24/2011	8/24/2016	8/24/2012	1.310%	1.332%	5,085,000	5,079,660.75	23,499.76	5,102,479.69	22,818.94
148378	3135G0DD2	741	FNMA C I	8/26/2011	8/24/2016	8/24/2012	1.550%	1.550%	14,000,000	14,000,000.00	75,347.22	14,078,750.00	78,750.00
148285	3136FRS38	741	FNMA C I	9/6/2011	9/6/2016	9/6/2013	1.400%	1.400%	2,000,000	2,000,000.00	8,944.44	2,003,750.00	3,750.00
148431	3134G2B76	741	FHLMC C I	9/9/2011	9/9/2016	3/9/2012	1.600%	1.600%	5,500,000	5,500,000.00	27,377.78	5,508,593.75	8,593.75
148710	3136FR3Z4	741	FNMA C I	9/21/2011	9/21/2016	6/21/2012	1.350%	1.350%	4,500,000	4,500,000.00	16,875.00	4,511,250.00	11,250.00
148871	3136FTAP4	741	FNMA C I	9/28/2011	9/28/2016	9/28/2012	1.300%	1.300%	1,500,000	1,500,000.00	5,037.50	1,496,250.00	(3,750.00)
149119	313375VU8	741	FHLB C I	10/25/2011	10/25/2016	1/25/2012	1.500%	1.500%	3,530,000	3,530,000.00	9,707.50	3,533,309.38	3,309.38
150088	31331K4G2	741	FFCB C I	12/27/2011	12/22/2016	6/22/2012	1.430%	1.430%	2,085,000	2,085,414.10	745.38	2,085,000.00	0.00
741 Total									172,678,000	172,619,691.45	598,382.01	173,358,556.23	734,929.66
145993	313396TT0	742	FHLMC D N	3/10/2011	3/1/2012		0.250%	0.251%	51,000	50,873.56	105.19	50,998.30	19.55
742 Total									51,000	50,873.56	105.19	50,998.30	19.55
150255	825252869	756	AIM MONEY MARKET - D	12/1/2011	1/1/2012		0.020%	0.020%	645,945	645,945.21	11.01	645,945.21	0.00
756 Total									645,945	645,945.21	11.01	645,945.21	0.00
150256	825252869	760	AIM MONEY MARKET - D	12/1/2011	1/1/2012		0.020%	0.020%	5,283,300	5,283,300.00	90.08	5,283,300.00	0.00
149524	313396ST1	760	FHLMC D N	11/10/2011	2/6/2012		0.020%	0.020%	143,000	142,993.01	4.13	142,997.14	0.00
150116	313312SV3	760	FFCB D N	12/22/2011	2/8/2012		0.010%	0.010%	1,322,000	1,321,982.37	3.67	1,321,972.09	(13.95)
148711	3135G0DL4	760	FNMA STEP UP	9/27/2011	3/27/2012		0.500%	0.500%	1,500,000	1,500,000.00	1,958.33	1,502,812.50	2,812.50
149201	313312WR7	760	FFCB D N	10/20/2011	5/10/2012		0.100%	0.100%	1,061,000	1,060,401.71	215.15	1,060,923.37	306.51
149225	313312WR7	760	FFCB D N	10/24/2011	5/10/2012		0.100%	0.100%	1,559,000	1,558,138.22	298.81	1,558,887.41	450.38
148493	313312YW4	760	FFCB D N	9/1/2011	7/2/2012		0.140%	0.140%	1,300,000	1,298,458.06	616.78	1,299,669.58	594.74
148751	313312YW4	760	FFCB D N	9/16/2011	7/2/2012		0.160%	0.160%	2,979,000	2,975,160.40	1,416.68	2,978,242.84	1,665.76
149599	313312YX2	760	FFCB D N	11/16/2011	7/3/2012		0.090%	0.090%	1,371,000	1,370,211.68	157.66	1,370,649.63	280.29
150073	313312YZ7	760	FFCB D N	12/20/2011	7/5/2012		0.060%	0.060%	1,500,000	1,499,505.00	30.00	1,499,612.50	77.50
148522	313312ZV5	760	FFCB D N	9/2/2011	7/25/2012		0.150%	0.150%	2,530,000	2,526,552.88	1,275.54	2,529,276.14	1,447.72
149136	313312ZV5	760	FFCB D N	10/11/2011	7/25/2012		0.115%	0.115%	5,905,000	5,899,567.40	1,546.78	5,903,310.51	2,196.33
148733	313312A67	760	FFCB D N	9/15/2011	8/3/2012		0.170%	0.170%	1,503,500	1,501,206.74	766.79	1,503,051.04	1,077.51
149616	313312C24	760	FFCB D N	11/17/2011	8/15/2012		0.100%	0.100%	569,100	568,670.01	71.14	568,920.58	179.43
150165	313312D31	760	FFCB D N	12/28/2011	8/24/2012		0.080%	0.080%	4,375,300	4,372,966.51	38.89	4,373,865.87	860.47
148697	313312D64	760	FFCB D N	9/13/2011	8/27/2012		0.170%	0.170%	2,000,000	1,996,703.89	1,038.89	1,999,336.11	1,593.33
149253	313312D64	760	FFCB D N	10/27/2011	8/27/2012		0.170%	0.170%	100,000	99,855.97	31.17	99,966.81	79.67
148494	3134G2YF3	760	FHLMC STEP UP	9/1/2011	9/1/2012	3/1/2012	0.500%	0.500%	1,100,000	1,100,000.00	1,833.33	1,100,343.75	343.75
149254	313396G49	760	FHLMC D N	10/27/2011	9/18/2012		0.150%	0.150%	297,000	296,595.34	81.67	296,849.27	172.26
149694	313312G46	760	FFCB D N	11/23/2011	9/18/2012		0.120%	0.120%	1,001,000	999,999.00	130.13	1,000,491.99	362.86
149271	313588H99	760	FNMA D N	10/28/2011	10/1/2012		0.150%	0.150%	1,200,000	1,198,305.00	325.00	1,199,250.00	620.00
149537	313588H99	760	FNMA D N	11/14/2011	10/1/2012		0.140%	0.140%	4,391,000	4,385,501.49	819.65	4,388,255.63	1,934.49
149739	313588H99	760	FNMA D N	11/30/2011	10/1/2012		0.150%	0.150%	78,000	77,900.55	10.40	77,951.25	40.30
149244	313396J20	760	FHLMC D N	10/26/2011	10/2/2012		0.165%	0.165%	1,007,000	1,005,421.53	309.23	1,006,370.63	639.87
149272	313396J20	760	FHLMC D N	10/28/2011	10/2/2012		0.160%	0.160%	1,302,000	1,300,032.53	376.13	1,301,186.25	777.59
150184	313396J20	760	FHLMC D N	12/30/2011	10/2/2012		0.090%	0.090%	4,600,000	4,596,814.50	23.00	4,597,125.00	287.50
149163	313384J34	760	FHLB D N	10/13/2011	10/3/2012		0.180%	0.180%	2,222,000	2,218,044.84	888.80	2,220,611.25	1,677.61
149463	313384J34	760	FHLB D N	11/4/2011	10/3/2012		0.140%	0.140%	826,000	824,927.12	186.31	825,483.75	370.32
149916	313384J34	760	FHLB D N	11/23/2011	10/3/2012		0.130%	0.130%	247,000	246,719.04	34.79	246,845.63	91.80
149215	3135G0EE9	760	FNMA C I	10/24/2011	10/24/2013	4/24/2012	0.600%	0.618%	1,300,000	1,299,545.00	1,451.67	1,300,000.00	455.00
148138	3136FRN41	760	FNMA C I	8/22/2011	8/22/2014	2/22/2012	0.850%	0.874%	1,010,000	1,009,293.00	3,076.29	1,010,315.63	1,022.63
148898	3136FR4E0	760	FNMA STEP UP	9/29/2011	9/28/2014	3/28/2012	1.250%	1.250%	1,500,000	1,500,052.08	4,843.75	1,502,343.75	2,343.75
148646	313375NY9	760	FHLB C I	9/28/2011	9/28/2015	1/28/2012	1.050%	1.050%	1,700,000	1,700,000.00	4,611.25	1,701,062.50	1,062.50
760 Total									58,782,200	58,734,824.87	28,561.89	58,771,280.40	25,810.42
150258	825252869	778	AIM MONEY MARKET - D	12/1/2011	1/1/2012		0.020%	0.020%	1,286,000	1,286,000.00	21.93	1,286,000.00	0.00
150174	313312D31	778	FFCB D N	12/29/2011	8/24/2012		0.080%	0.080%	1,989,000	1,987,943.62	13.26	1,988,348.05	391.17
778 Total									3,275,000	3,273,943.62	35.19	3,274,348.05	391.17
150259	825252869	779	AIM MONEY MARKET - D	12/1/2011	1/1/2012		0.020%	0.020%	3,268,734	3,268,734.36	55.73	3,268,734.36	0.00

MIAMI-DADE COUNTY
REPORT WRITER
AS OF DATE: December 31, 2011
SORTING ORDER: FUND ICC#

INVSMT NUMBER	CUSIP NUMBER	FUND NUMBER	DESCRIPTION	PURCHASE SET DATE	MATURITY DATE	CALL DATE	INTEREST RATE	YTM TRADING	SCHEDULED PAR VALUE	CURRENT BOOK VALUE	PERIOD-END INTEREST ACCRL	MARKET VALUE	UNREALIZED GAIN/LOSS
149120	313384RL5	779	FHLB D N	10/7/2011	1/6/2012		0.032%	0.032%	1,589,000	1,588,871.47	121.47	1,588,995.59	2.65
149221	313396RX3	779	FHLMC D N	10/24/2011	1/17/2012		0.030%	0.030%	800,000	799,943.33	46.00	799,992.89	3.56
149779	313384SF7	779	FHLB D N	12/1/2011	1/25/2012		0.010%	0.010%	2,000,000	1,999,969.44	17.22	1,999,973.33	(13.33)
150145	313384SQ3	779	FHLB D N	12/27/2011	2/3/2012		0.005%	0.005%	2,570,000	2,569,986.44	1.78	2,569,952.88	(35.34)
149525	313396ST1	779	FHLMC D N	11/10/2011	2/6/2012		0.020%	0.020%	506,000	505,975.26	14.62	505,989.88	0.00
149161	313396SU8	779	FHLMC D N	10/13/2011	2/7/2012		0.050%	0.050%	115,000	114,981.31	12.78	114,997.64	3.55
149206	313312SV3	779	FFCB D N	10/21/2011	2/8/2012		0.050%	0.050%	900,000	899,862.50	90.00	899,981.00	28.50
148302	313384SX8	779	FHLB D N	8/18/2011	2/10/2012		0.130%	0.130%	1,000,000	999,364.44	491.11	999,977.78	122.23
148357	313384SX8	779	FHLB D N	8/23/2011	2/10/2012		0.115%	0.115%	2,500,000	2,498,634.38	1,046.18	2,499,944.44	263.88
148280	313396TA1	779	FHLMC D N	8/17/2011	2/13/2012		0.135%	0.135%	81,500	81,444.99	41.87	81,498.05	11.19
150022	313588TA3	779	FNMA D N	12/15/2011	2/13/2012		0.015%	0.015%	900,000	899,977.50	6.38	899,978.50	(5.38)
149600	313396TB9	779	FHLMC D N	11/16/2011	2/14/2012		0.025%	0.025%	80,000	79,995.00	2.56	79,998.04	0.48
148372	313384TE9	779	FHLB D N	8/24/2011	2/17/2012		0.110%	0.110%	1,569,000	1,568,151.43	623.24	1,568,959.03	184.36
149857	313384TL3	779	FHLB D N	12/2/2011	2/23/2012		0.020%	0.020%	807,300	807,262.77	13.46	807,276.23	0.00
149737	313384TS8	779	FHLB D N	11/30/2011	2/29/2012		0.010%	0.013%	300	299.99	0.00	299.99	0.00
149563	313588UG8	779	FNMA D N	11/15/2011	3/14/2012		0.060%	0.060%	1,301,300	1,301,039.74	101.94	1,301,247.23	105.55
150027	313384UG2	779	FHLB D N	12/15/2011	3/14/2012		0.020%	0.020%	1,418,400	1,418,329.08	13.40	1,418,342.48	0.00
149473	313588UH6	779	FNMA D N	11/7/2011	3/15/2012		0.060%	0.060%	2,564,000	2,563,448.74	235.03	2,563,894.59	210.82
148865	313384UR8	779	FHLB D N	9/26/2011	3/23/2012		0.075%	0.075%	1,843,400	1,842,712.57	372.52	1,843,316.02	230.93
148175	313312UV0	779	FFCB D N	8/10/2011	3/27/2012		0.120%	0.120%	1,455,000	1,453,884.50	698.40	1,454,930.48	347.58
148873	3134G2M82	779	FHLMC STEP UP	9/29/2011	3/29/2012		0.750%	0.901%	3,000,000	2,997,750.00	5,750.00	3,000,937.50	3,187.50
149704	313588VB8	779	FNMA D N	11/23/2011	4/2/2012		0.050%	0.050%	1,209,000	1,208,780.03	65.49	1,208,938.21	92.69
149535	313396VJ9	779	FHLMC D N	11/14/2011	4/9/2012		0.065%	0.065%	1,226,200	1,225,874.55	106.27	1,226,132.56	151.74
150152	313384VM8	779	FHLB D N	12/27/2011	4/12/2012		0.035%	0.035%	1,000,000	999,895.97	4.86	999,943.33	42.50
149914	313588VT9	779	FNMA D N	12/7/2011	4/18/2012		0.040%	0.040%	2,617,000	2,616,613.27	72.69	2,616,842.98	157.02
149975	313396VT7	779	FHLMC D N	12/13/2011	4/18/2012		0.040%	0.040%	401,500	401,443.34	8.48	401,475.91	24.09
149162	313312WQ9	779	FFCB D N	10/13/2011	5/9/2012		0.100%	0.100%	2,000,000	1,998,838.89	444.44	1,999,856.67	573.34
148356	313312YW4	779	FFCB D N	8/23/2011	7/2/2012		0.171%	0.171%	2,000,000	1,997,017.00	1,244.50	1,999,491.67	1,230.17
150175	313312D31	779	FFCB D N	12/29/2011	8/24/2012		0.080%	0.080%	162,000	161,913.96	1.08	161,946.90	31.86
148495	3134G2YF3	779	FHLMC STEP UP	9/1/2011	9/1/2012	3/1/2012	0.500%	0.500%	1,900,000	1,900,000.00	3,166.67	1,900,593.75	593.75
149115	3134G2V41	779	FHLMC C I	10/25/2011	10/25/2013	1/25/2012	0.600%	0.625%	1,700,000	1,699,150.00	1,870.00	1,700,000.00	850.00
148139	3136FRN41	779	FNMA C I	8/22/2011	8/22/2014	2/22/2012	0.850%	0.874%	1,010,000	1,009,293.00	3,076.29	1,010,315.63	1,022.63
148899	3136FR4E0	779	FNMA STEP UP	9/29/2011	9/28/2014	3/28/2012	1.250%	1.250%	1,500,000	1,500,052.09	4,843.76	1,502,343.75	2,343.75
150122	31331K3Y4	779	FFCB C I	12/23/2011	6/22/2015	3/22/2012	0.930%	0.930%	2,700,000	2,700,069.75	627.75	2,699,156.25	(843.75)
150133	31331K4G2	779	FFCB C I	12/23/2011	12/22/2016	6/22/2012	1.430%	1.436%	2,230,000	2,229,419.58	797.22	2,230,000.00	669.00
779 Total									51,924,634	51,908,980.67	26,085.19	51,926,255.54	11,587.52
150260	825252869	796	AIM MONEY MARKET - D	12/1/2011	1/1/2012		0.020%	0.020%	64,514	64,513.86	1.10	64,513.86	0.00
796 Total									64,514	64,513.86	1.10	64,513.86	0.00
150290	825252869	1010	AIM MONEY MARKET - D	12/1/2011	1/1/2012		0.020%	0.020%	4,148,356	4,148,355.95	70.73	4,148,355.95	0.00
150291	825252869	1010	AIM MONEY MARKET - D	12/29/2011	1/1/2012		0.020%	0.020%	1,235,900	1,235,900.00	2.04	1,235,900.00	0.00
149121	313588RH0	1010	FNMA D N	10/7/2011	1/3/2012		0.030%	0.030%	642,000	641,952.92	46.01	641,999.29	0.36
149523	313588RR8	1010	FNMA D N	11/10/2011	1/11/2012		0.010%	0.010%	2,000,000	1,999,965.56	28.89	1,999,988.89	(5.56)
149222	313396RX3	1010	FHLMC D N	10/24/2011	1/17/2012		0.030%	0.030%	320,000	319,977.33	18.40	319,997.16	1.43
149491	313396RX3	1010	FHLMC D N	11/8/2011	1/17/2012		0.020%	0.020%	229,000	228,991.09	6.87	228,997.96	0.00
149693	313588SF3	1010	FNMA D N	11/23/2011	1/25/2012		0.015%	0.015%	1,484,000	1,483,961.05	24.11	1,483,980.21	(4.95)
149987	313384SF7	1010	FHLB D N	12/14/2011	1/25/2012		0.010%	0.010%	474,000	473,994.47	2.37	473,993.68	(3.16)
148750	313588SN6	1010	FFCB D N	9/16/2011	2/1/2012		0.040%	0.040%	1,966,000	1,965,698.55	233.73	1,965,966.14	33.86
149526	313396ST1	1010	FHLMC D N	11/10/2011	2/6/2012		0.020%	0.020%	91,500	91,495.53	2.64	91,498.17	0.00
150117	313312SV3	1010	FFCB D N	12/22/2011	2/8/2012		0.010%	0.010%	63,900	63,899.15	0.18	63,898.65	(0.68)
148303	313384SX8	1010	FHLB D N	8/18/2011	2/10/2012		0.130%	0.130%	1,000,000	999,364.44	491.11	999,977.78	122.23
150023	313588TA3	1010	FNMA D N	12/15/2011	2/13/2012		0.015%	0.015%	900,000	899,977.50	6.38	899,978.50	(5.38)
149492	313396TB9	1010	FHLMC D N	11/8/2011	2/14/2012		0.035%	0.035%	1,209,000	1,208,884.81	63.47	1,208,970.45	22.17
149601	313396TB9	1010	FHLMC D N	11/16/2011	2/14/2012		0.025%	0.025%	1,880,000	1,879,882.50	60.06	1,879,954.04	11.48
150063	313588TC9	1010	FNMA D N	12/19/2011	2/15/2012		0.010%	0.010%	70,000	69,998.87	0.25	69,998.25	(0.87)
149653	313588TU9	1010	FNMA D N	11/21/2011	3/2/2012		0.030%	0.030%	1,000,000	999,915.00	34.17	999,966.11	16.94
150028	313384UG2	1010	FHLB D N	12/15/2011	3/14/2012		0.020%	0.020%	2,672,600	2,672,466.37	25.24	2,672,491.61	0.00
148874	3134G2M82	1010	FHLMC STEP UP	9/29/2011	3/29/2012		0.750%	0.901%	2,000,000	1,998,500.00	3,833.33	2,000,625.00	2,125.00

MIAMI-DADE COUNTY
REPORT WRITER
AS OF DATE: December 31, 2011
SORTING ORDER: FUND ICC#

INVSMT NUMBER	CUSIP NUMBER	FUND NUMBER	DESCRIPTION	PURCHASE SET DATE	MATURITY DATE	CALL DATE	INTEREST RATE	YTM TRADING	SCHEDULED PAR VALUE	CURRENT BOOK VALUE	PERIOD-END INTEREST ACCRL	MARKET VALUE	UNREALIZED GAIN/LOSS
149536	313396VJ9	1010	FHLMC D N	11/14/2011	4/9/2012		0.065%	0.065%	478,800	478,672.92	41.50	478,773.67	59.25
149976	313396VT7	1010	FHLMC D N	12/13/2011	4/18/2012		0.040%	0.040%	98,500	98,486.10	2.08	98,494.09	5.91
149977	313396VY6	1010	FHLMC D N	12/13/2011	4/23/2012		0.045%	0.045%	922,000	921,847.87	21.90	921,942.12	72.35
148734	313312A67	1010	FFCB D N	9/15/2011	8/3/2012		0.170%	0.170%	831,500	830,231.73	424.07	831,251.70	595.90
150166	313312D31	1010	FFCB D N	12/28/2011	8/24/2012		0.080%	0.080%	624,700	624,366.83	5.55	624,495.24	122.86
150176	313312D31	1010	FFCB D N	12/29/2011	8/24/2012		0.080%	0.080%	440,000	439,766.31	2.93	439,855.78	86.54
1010 Total									26,781,756	26,776,552.85	5,448.01	26,781,350.44	3,255.68
150263	316175108	1022	FIDELITY GOVT FUND -	12/1/2011	1/1/2012		0.010%	0.010%	63,772	63,771.63	0.54	63,771.63	0.00
1022 Total									63,772	63,771.63	0.54	63,771.63	0.00
150289	316175108	1047	FIDELITY GOVT FUND -	12/21/2011	1/1/2012		0.010%	0.010%	5,744,500	5,744,500.00	17.31	5,744,500.00	0.00
1047 Total									5,744,500	5,744,500.00	17.31	5,744,500.00	0.00
150265	316175108	1048	FIDELITY GOVT FUND -	12/29/2011	1/1/2012		0.010%	0.010%	1,121,000	1,121,000.00	0.92	1,121,000.00	0.00
146995	313312RS1	1048	FFCB D N	5/26/2011	1/12/2012		0.100%	0.100%	30,000	29,980.75	18.33	29,999.82	0.74
146614	31331KJP6	1048	FFCB - BULLET	5/2/2011	5/2/2012		0.260%	0.274%	8,000,000	7,999,446.12	3,408.89	8,005,000.00	5,553.88
149617	313312C24	1048	FFCB D N	11/17/2011	8/15/2012		0.100%	0.100%	10,900	10,891.76	1.36	10,896.56	3.44
150177	313312D31	1048	FFCB D N	12/29/2011	8/24/2012		0.080%	0.080%	409,000	408,782.78	2.73	408,865.94	80.43
147399	3135G0BN2	1048	FNMA C I	6/27/2011	6/27/2014	6/27/2012	1.000%	1.051%	5,000,000	4,993,759.12	555.56	5,012,500.00	18,740.88
150123	31331K4G2	1048	FFCB C I	12/23/2011	12/22/2016	6/22/2012	1.430%	1.430%	1,013,000	1,013,040.24	362.15	1,013,000.00	0.00
1048 Total									15,583,900	15,576,900.77	4,349.94	15,601,262.32	24,379.37
150266	316175108	1049	FIDELITY GOVT FUND -	12/1/2011	1/1/2012		0.010%	0.010%	3,520,300	3,520,300.00	29.90	3,520,300.00	0.00
150267	316175108	1049	FIDELITY GOVT FUND -	12/5/2011	1/1/2012		0.010%	0.010%	4,920,800	4,920,800.00	36.40	4,920,800.00	0.00
150268	316175108	1049	FIDELITY GOVT FUND -	12/6/2011	1/1/2012		0.010%	0.010%	5,699,000	5,699,000.00	40.60	5,699,000.00	0.00
149929	313384RL5	1049	FHLB D N	12/8/2011	1/6/2012		0.010%	0.010%	1,575,000	1,574,987.31	10.50	1,574,995.63	(2.19)
150140	313384RT8	1049	FHLB D N	12/27/2011	1/13/2012		0.001%	0.001%	6,181,900	6,181,897.08	0.86	6,181,858.79	(39.15)
150163	313588RY3	1049	FNMA D N	12/28/2011	1/18/2012		0.010%	0.010%	1,300,000	1,299,992.42	1.44	1,299,987.72	(6.14)
150125	313384SA8	1049	FHLB D N	12/23/2011	1/20/2012		0.001%	0.001%	5,000,000	4,999,996.11	1.25	4,999,947.22	(50.14)
150164	313396SD6	1049	FHLMC D N	12/28/2011	1/23/2012		0.010%	0.010%	1,200,000	1,199,991.33	1.33	1,199,985.33	(7.33)
149902	313588SF3	1049	FNMA D N	12/6/2011	1/25/2012		0.010%	0.010%	1,466,000	1,465,979.64	10.59	1,465,980.45	(9.78)
149988	313384SF7	1049	FHLB D N	12/14/2011	1/25/2012		0.010%	0.010%	2,100,000	2,099,975.50	10.50	2,099,972.00	(14.00)
150127	313384SQ3	1049	FHLB D N	12/23/2011	2/3/2012		0.005%	0.005%	621,000	620,996.38	0.78	620,988.62	(8.55)
150146	313384SQ3	1049	FHLB D N	12/27/2011	2/3/2012		0.005%	0.005%	2,000,000	1,999,989.44	1.39	1,999,963.33	(27.50)
150057	313384SX8	1049	FHLB D N	12/16/2011	2/10/2012		0.005%	0.005%	649,000	648,994.95	1.44	648,985.58	(10.81)
150058	313396SX2	1049	FHLMC D N	12/16/2011	2/10/2012		0.010%	0.010%	1,423,000	1,422,977.86	6.33	1,422,968.38	(15.81)
150024	313588TA3	1049	FNMA D N	12/15/2011	2/13/2012		0.015%	0.015%	126,200	126,196.85	0.89	126,196.99	(0.75)
150068	313384TE9	1049	FHLB D N	12/20/2011	2/17/2012		0.010%	0.010%	5,000,000	4,999,918.06	16.67	4,999,869.44	(65.29)
150069	313588TK1	1049	FNMA D N	12/20/2011	2/22/2012		0.010%	0.010%	650,000	649,988.44	2.17	649,981.22	(9.39)
150092	313384TK5	1049	FHLB D N	12/21/2011	2/22/2012		0.005%	0.005%	4,000,000	3,999,965.00	6.11	3,999,884.44	(86.67)
150143	313396TL7	1049	FHLMC D N	12/27/2011	2/23/2012		0.010%	0.010%	1,107,000	1,106,982.17	1.54	1,106,967.41	(16.31)
1049 Total									48,539,200	48,538,928.54	180.69	48,538,632.55	(369.81)
150271	316175108	1053	FIDELITY GOVT FUND -	12/1/2011	1/1/2012		0.010%	0.010%	1,358,500	1,358,500.00	11.54	1,358,500.00	0.00
150272	316175108	1053	FIDELITY GOVT FUND -	12/20/2011	1/1/2012		0.010%	0.010%	6,911,500	6,911,500.00	22.73	6,911,500.00	0.00
149070	313384RJ0	1053	FHLB D N	10/5/2011	1/4/2012		0.030%	0.030%	7,474,000	7,473,433.22	548.09	7,473,987.54	6.23
149074	313384RJ0	1053	FHLB D N	10/5/2011	1/4/2012		0.030%	0.030%	8,000,393.26	8,000,393.26	586.74	8,000,986.67	6.67
149381	313588RL1	1053	FNMA D N	11/2/2011	1/6/2012		0.020%	0.020%	7,613,000	7,612,725.09	253.76	7,612,978.85	0.00
149226	313396RP0	1053	FHLMC D N	10/24/2011	1/9/2012		0.015%	0.015%	5,406,000	5,405,826.56	155.42	5,405,975.97	(6.01)
149106	313588RR8	1053	FNMA D N	10/6/2011	1/11/2012		0.035%	0.035%	2,200,000	2,199,792.53	186.08	2,199,987.78	9.17
149241	313588RR8	1053	FNMA D N	10/26/2011	1/11/2012		0.020%	0.020%	5,500,000	5,499,764.72	204.72	5,499,969.44	0.00
148521	313396RX3	1053	FHLMC D N	9/2/2011	1/17/2012		0.060%	0.060%	2,201,000	2,200,497.44	443.87	2,200,980.44	39.13
148782	313396RX3	1053	FHLMC D N	9/20/2011	1/17/2012		0.040%	0.040%	3,515,000	3,514,535.24	402.27	3,514,968.76	31.25
148802	313384RX9	1053	FHLB D N	9/21/2011	1/17/2012		0.050%	0.050%	1,000,000	999,836.11	141.67	999,991.11	13.33
148835	313588RX5	1053	FNMA D N	9/22/2011	1/17/2012		0.045%	0.045%	800,000	799,883.00	101.00	799,992.89	8.89
148241	313384RY7	1053	FHLB D N	8/15/2011	1/18/2012		0.125%	0.125%	4,365,000	4,362,635.63	2,106.71	4,364,958.78	216.44
148696	313384RY7	1053	FHLB D N	9/13/2011	1/18/2012		0.060%	0.060%	1,570,000	1,569,667.68	287.84	1,569,985.17	29.65
148836	313396RY1	1053	FHLMC D N	9/22/2011	1/18/2012		0.030%	0.030%	1,650,000	1,649,837.75	138.88	1,649,984.42	7.79
149190	313384RY7	1053	FHLB D N	10/19/2011	1/18/2012		0.047%	0.047%	4,959,000	4,958,410.84	479.10	4,958,953.17	63.23
149230	313396SD6	1053	FHLMC D N	10/25/2011	1/23/2012		0.030%	0.030%	8,000,000	7,999,400.00	453.33	7,999,902.22	48.89
149191	313384SF7	1053	FHLB D N	10/19/2011	1/25/2012		0.040%	0.040%	2,152,000	2,151,765.67	176.94	2,151,971.31	28.70

MIAMI-DADE COUNTY
REPORT WRITER
AS OF DATE: December 31, 2011
SORTING ORDER: FUND ICC#

INVSMT NUMBER	CUSIP NUMBER	FUND NUMBER	DESCRIPTION	PURCHASE SET DATE	MATURITY DATE	CALL DATE	INTEREST RATE	YTM TRADING	SCHEDULED PAR VALUE	CURRENT BOOK VALUE	PERIOD-END INTEREST ACCRL	MARKET VALUE	UNREALIZED GAIN/LOSS
149223	313396SF1	1053	FHLMC D N	10/24/2011	1/25/2012		0.030%	0.030%	5,500,000	5,499,573.75	316.25	5,499,926.67	36.67
149224	313384SF7	1053	FHLB D N	10/24/2011	1/25/2012		0.040%	0.040%	1,000,000	999,896.67	76.66	999,986.67	13.34
149989	313384SF7	1053	FHLB D N	12/14/2011	1/25/2012		0.010%	0.010%	1,000,000	999,988.33	5.00	999,986.67	(6.66)
149509	313396SL8	1053	FHLMC D N	11/9/2011	1/30/2012		0.020%	0.020%	4,527,000	4,526,793.77	133.30	4,526,927.07	(0.01)
148892	313588SN6	1053	FNMA D N	9/28/2011	2/1/2012		0.050%	0.050%	1,350,000	1,349,763.75	178.13	1,349,976.75	34.87
149510	313384SN0	1053	FHLB D N	11/9/2011	2/1/2012		0.025%	0.025%	4,171,000	4,170,756.69	153.52	4,170,928.17	17.96
150128	313384SQ3	1053	FHLB D N	12/23/2011	2/3/2012		0.005%	0.005%	3,879,000	3,878,977.37	4.85	3,878,928.89	(53.34)
150147	313384SQ3	1053	FHLB D N	12/27/2011	2/3/2012		0.005%	0.005%	1,000,000	999,994.72	0.69	999,981.67	(13.74)
149231	313588ST3	1053	FNMA D N	10/17/2011	2/6/2012		0.060%	0.060%	1,346,000	1,345,748.75	170.49	1,345,973.08	53.84
149527	313396ST1	1053	FHLMC D N	11/10/2011	2/6/2012		0.020%	0.020%	1,859,500	1,859,409.09	53.72	1,859,462.81	0.00
149528	313396ST1	1053	FHLMC D N	11/10/2011	2/6/2012		0.015%	0.015%	4,900,000	4,899,820.33	106.17	4,899,902.00	(24.50)
149462	313396SU8	1053	FHLMC D N	11/4/2011	2/7/2012		0.025%	0.025%	2,500,000	2,499,835.07	100.69	2,499,948.61	12.85
149533	313384SV2	1053	FHLB D N	11/14/2011	2/8/2012		0.025%	0.025%	1,232,000	1,231,926.42	41.07	1,231,973.99	6.50
149561	313384SV2	1053	FHLB D N	11/15/2011	2/8/2012		0.025%	0.025%	2,077,000	2,076,877.40	67.79	2,076,956.15	10.96
149973	313396SV6	1053	FHLMC D N	12/13/2011	2/8/2012		0.010%	0.010%	2,500,000	2,499,960.42	13.19	2,499,947.22	(26.39)
149895	313384SX8	1053	FHLB D N	12/5/2011	2/10/2012		0.020%	0.020%	5,000,000	4,999,813.89	75.00	4,999,888.89	0.00
149472	313588TA3	1053	FNMA D N	11/7/2011	2/13/2012		0.030%	0.030%	4,310,000	4,309,648.00	197.55	4,309,897.04	51.49
149534	313384TA7	1053	FHLB D N	11/14/2011	2/13/2012		0.030%	0.030%	1,429,000	1,428,891.63	57.16	1,428,965.86	17.07
149242	313396TC7	1053	FHLMC D N	10/26/2011	2/15/2012		0.045%	0.045%	2,110,000	2,109,704.60	176.71	2,109,947.25	65.94
149718	313588TC9	1053	FNMA D N	11/28/2011	2/15/2012		0.030%	0.030%	8,000,000	7,999,473.33	226.67	7,999,800.00	100.00
149493	313588TD7	1053	FNMA D N	11/8/2011	2/16/2012		0.030%	0.030%	5,059,000	5,058,578.42	227.65	5,058,870.71	64.64
149243	313396TE3	1053	FHLMC D N	10/26/2011	2/17/2012		0.030%	0.030%	683,000	682,935.12	38.13	682,982.17	8.92
149691	313384TK5	1053	FHLB D N	11/23/2011	2/22/2012		0.030%	0.030%	6,163,000	6,162,532.64	200.30	6,162,821.96	89.02
149903	313384TK5	1053	FHLB D N	12/6/2011	2/22/2012		0.020%	0.020%	1,000,000	999,956.67	14.44	999,971.11	0.00
149974	313396TL7	1053	FHLMC D N	12/13/2011	2/23/2012		0.015%	0.015%	2,500,000	2,499,925.00	19.79	2,499,926.39	(18.40)
150070	313396TL7	1053	FHLMC D N	12/20/2011	2/23/2012		0.010%	0.010%	1,089,000	1,088,980.34	3.63	1,088,967.94	(16.04)
149738	313384TS8	1053	FHLB D N	11/30/2011	2/29/2012		0.010%	0.010%	7,608,700	7,608,507.67	67.63	7,608,450.60	(124.70)
149904	313384TU3	1053	FHLB D N	12/6/2011	3/2/2012		0.015%	0.015%	3,682,000	3,681,866.53	39.89	3,681,875.22	(31.20)
149915	313396TX1	1053	FHLMC D N	12/7/2011	3/5/2012		0.015%	0.015%	7,964,000	7,963,704.67	82.96	7,963,716.84	(70.79)
149913	313384TZ2	1053	FHLB D N	12/7/2011	3/7/2012		0.015%	0.015%	904,000	903,965.72	9.42	903,966.85	(8.29)
149978	313588TZ8	1053	FNMA D N	12/13/2011	3/7/2012		0.020%	0.020%	900,000	899,957.50	9.50	899,967.00	0.00
149990	313384TZ2	1053	FHLB D N	12/14/2011	3/7/2012		0.015%	0.015%	5,997,000	5,996,790.11	44.98	5,996,780.11	(54.98)
149958	313396UB7	1053	FHLMC D N	12/12/2011	3/9/2012		0.015%	0.015%	1,000,000	999,963.33	8.33	999,962.22	(9.44)
149959	313384UB3	1053	FHLB D N	12/12/2011	3/9/2012		0.010%	0.010%	6,137,000	6,136,849.98	34.10	6,136,768.16	(115.92)
150149	313396UE1	1053	FHLMC D N	12/27/2011	3/12/2012		0.020%	0.020%	2,279,000	2,278,903.78	6.33	2,278,910.11	0.00
150090	313384UG2	1053	FHLB D N	12/21/2011	3/14/2012		0.020%	0.020%	1,246,000	1,245,941.85	7.61	1,245,949.47	0.01
150129	313396UM3	1053	FHLMC D N	12/23/2011	3/19/2012		0.025%	0.025%	3,524,000	3,523,787.09	22.03	3,523,847.29	38.17
150091	313384UP2	1053	FHLB D N	12/21/2011	3/21/2012		0.020%	0.020%	8,000,000	7,999,595.56	48.89	7,999,644.44	(0.01)
150151	313384UR8	1053	FHLB D N	12/27/2011	3/23/2012		0.020%	0.020%	8,000,000	7,999,613.33	22.22	7,999,635.56	0.01
150162	313396UU5	1053	FHLMC D N	12/28/2011	3/26/2012		0.020%	0.020%	5,502,000	5,501,727.96	12.23	5,501,740.18	(0.01)
1053 Total									213,604,200	213,589,341.99	9,775.36	213,599,634.31	551.20
150276	316175108	1055	FIDELITY GOVT FUND -	12/19/2011	1/1/2012		0.010%	0.010%	55,600	55,600.00	0.20	55,600.00	0.00
1055 Total									55,600	55,600.00	0.20	55,600.00	0.00
150285	316175108	1056	FIDELITY GOVT FUND -	12/19/2011	1/1/2012		0.010%	0.010%	2,700	2,700.00	0.01	2,700.00	0.00
1056 Total									2,700	2,700.00	0.01	2,700.00	0.00
Grand Total									2,881,926,051	2,880,401,838.06	3,511,001.67	2,889,141,510.36	8,393,199.44