



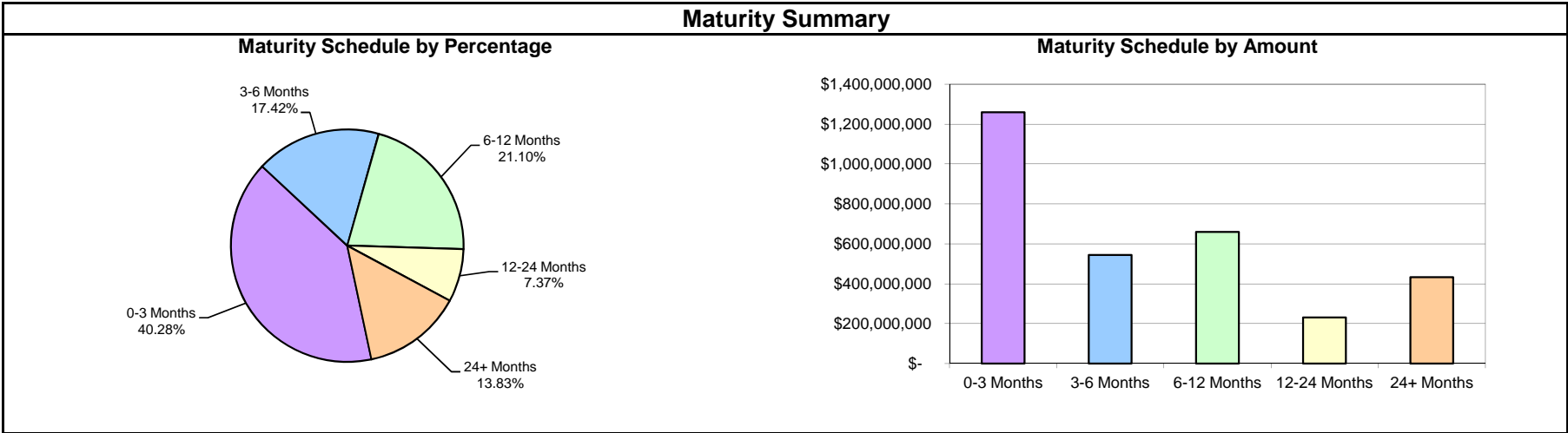
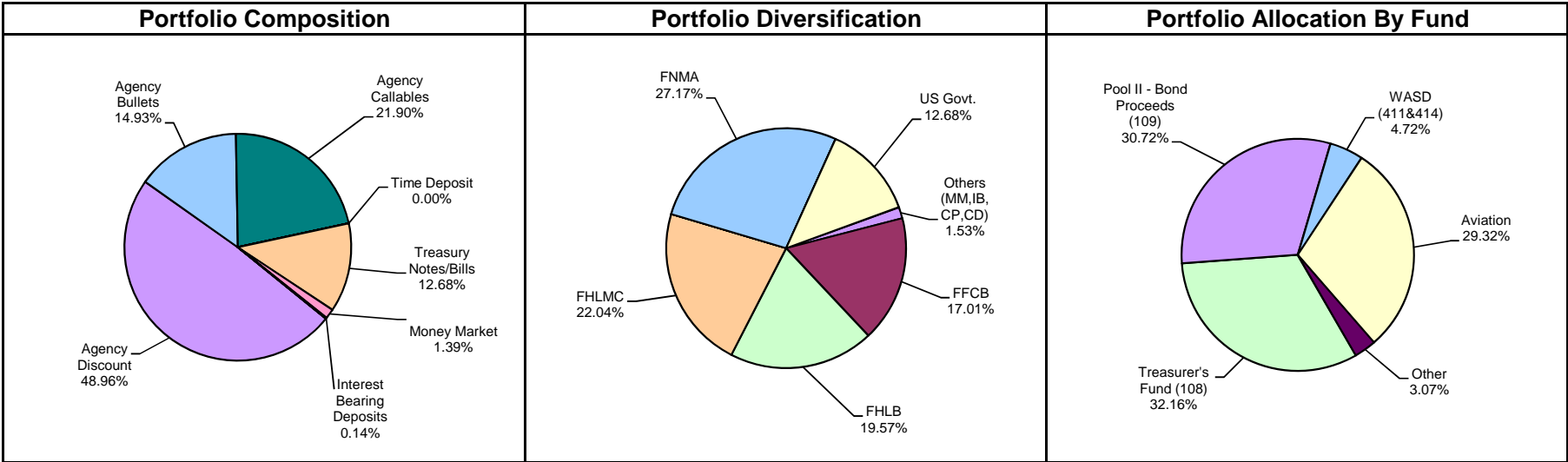
Monthly Summary Investment Report

For the Period Ended

December 31, 2012



Miami-Dade County Total Portfolio Summary December 31, 2012



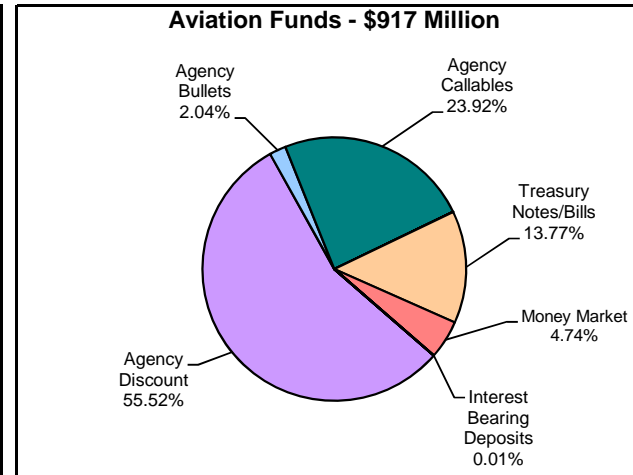
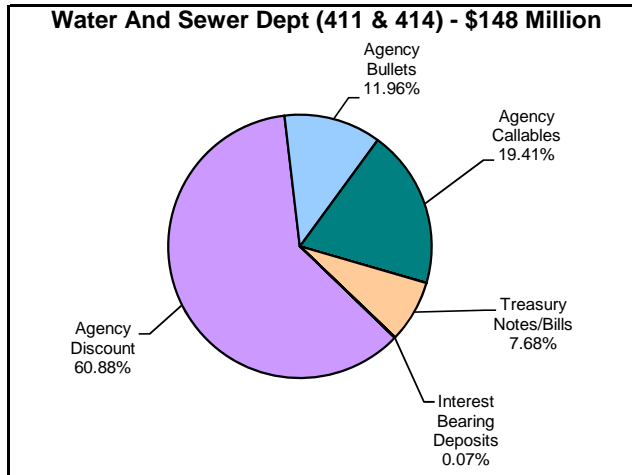
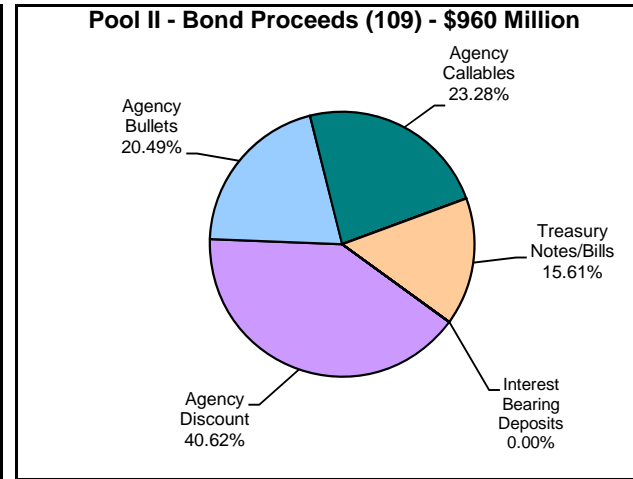
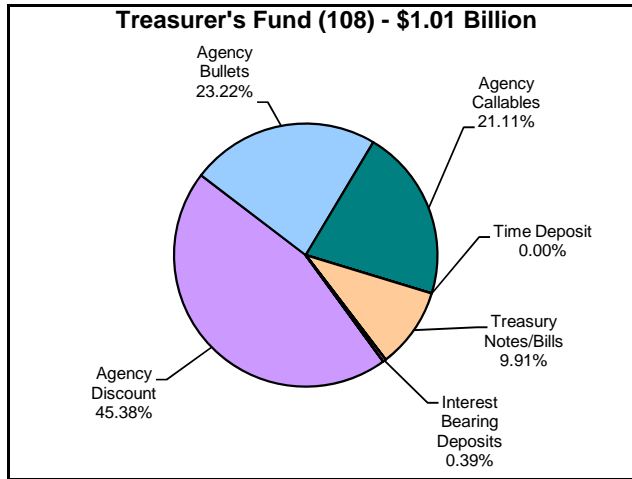
**Miami-Dade County
Summary Statement
December 31, 2012**

Portfolio Summary					
	Current 12/31/2012	Previous Month 11/30/2012	Change from Prior Month	Prior Quarter 9/30/2012	Change from Prior Quarter
Par Value	\$ 3,127,280,630.96	\$ 2,988,849,357.15	\$ 138,431,273.81	\$ 3,498,419,679.61	\$ (371,139,048.65)
Book Value	\$ 3,125,936,677.43	\$ 2,987,623,092.38	\$ 138,313,585.05	\$ 3,497,144,429.69	\$ (371,207,752.26)
Market Value	\$ 3,131,669,118.68	\$ 2,993,989,283.89	\$ 137,679,834.79	\$ 3,504,107,702.06	\$ (372,438,583.38)
Market Value as a % of Book Value	100.18%	100.21%	-0.03%	100.20%	-0.02%
Accrued Interest	\$ 3,299,710.92	\$ 3,161,169.20	\$ 138,541.72	\$ 3,073,249.74	\$ 226,461.18
Total Value (Market Value+ Accrued Interest)	\$ 3,134,968,829.60	\$ 2,997,150,453.09	\$ 137,818,376.51	\$ 3,507,180,951.80	\$ (372,212,122.20)
Interest Earned (Current Month)	\$ 1,145,056.89	\$ 1,138,136.95	\$ 6,919.94	\$ 1,259,203.05	\$ (114,146.16)
Interest Earned Fiscal YTD (10/1 - 9/30)	\$ 3,468,652.50	\$ 2,323,595.61	\$ 1,145,056.89	\$ 14,752,186.19	\$ 3,468,652.50
Unrealized Gain (Loss)	\$ 5,732,441.25	\$ 6,366,191.51	\$ (633,750.26)	\$ 6,963,272.37	\$ (1,230,831.12)
Weighted Average Days to Maturity	333.58	336.8	-3.2	332.7	0.9
Weighted Average Days to Call	163.9	159.8	4.2	164.8	-0.9
Yield to Maturity	0.42%	0.45%	-0.03%	0.42%	0.01%
Earned Income Yield for Period	0.44%	0.46%	-0.03%	0.45%	-0.01%
Earned Income Yield for Year to Date	0.46%	0.46%	0.00%	0.48%	-0.03%

Yield Maturity Breakdown	Policy Compliance															
	Security Type	% Limit	Current %	Result												
<table border="1"> <caption>Yield Maturity Breakdown Data</caption> <thead> <tr> <th>Term</th> <th>Yield</th> </tr> </thead> <tbody> <tr> <td>0-3 Months</td> <td>0.21%</td> </tr> <tr> <td>3-6 Months</td> <td>0.32%</td> </tr> <tr> <td>6-12 Months</td> <td>0.34%</td> </tr> <tr> <td>12-24 Months</td> <td>0.84%</td> </tr> <tr> <td>24-36 Months</td> <td>1.09%</td> </tr> </tbody> </table>	Term	Yield	0-3 Months	0.21%	3-6 Months	0.32%	6-12 Months	0.34%	12-24 Months	0.84%	24-36 Months	1.09%	Treasuries	100%	12.68%	PASS
	Term	Yield														
	0-3 Months	0.21%														
	3-6 Months	0.32%														
	6-12 Months	0.34%														
12-24 Months	0.84%															
24-36 Months	1.09%															
Agencies	100%	63.88%	PASS													
Agency Callables	25%	21.90%	PASS													
Commercial Paper	50%	0.00%	PASS													
-CP Single Issuer Max	5%	0.00%	PASS													
Banker's Acceptance	25%	0.00%	PASS													
Time Deposits	20%	0.00%	PASS													
SBA/Investment Pools	50%	0.00%	PASS													
Money Market Funds	30%	1.39%	PASS													
Interest Bearing Deposit	20%	0.14%	PASS													
Open/Closed End Funds	5%	0.00%	PASS													

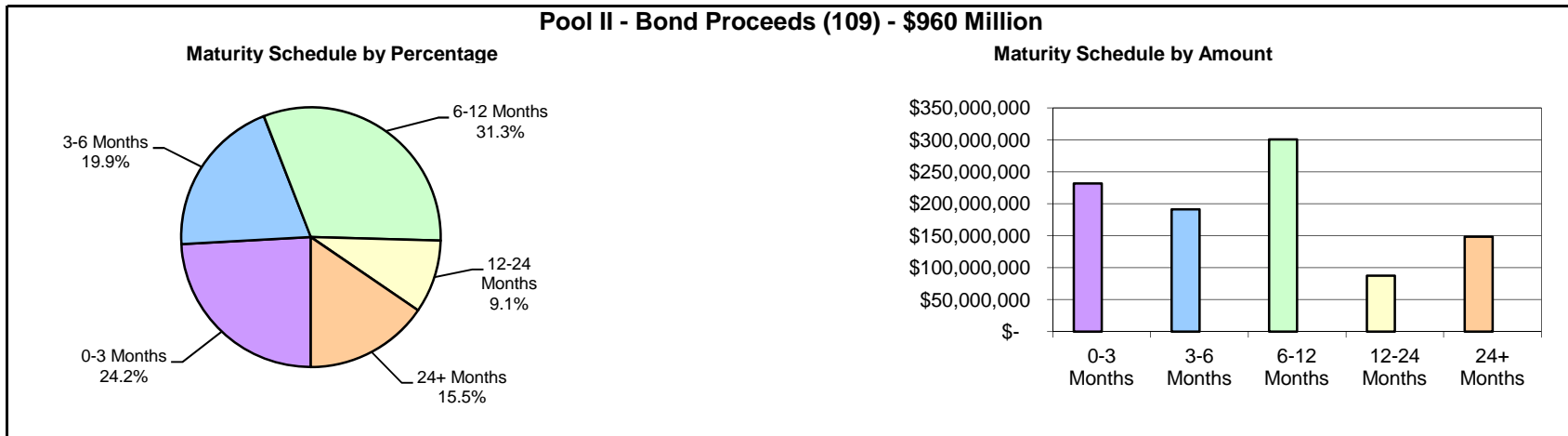

Note: The County currently holds \$2.44 billion in cash deposits with Wells Fargo Bank due to a high earnings credit rate of 0.25%. These balances offset the cost of banking services. They are not included in the investment portfolio data presented here.

**Miami-Dade County
Portfolio Composition
December 31, 2012**

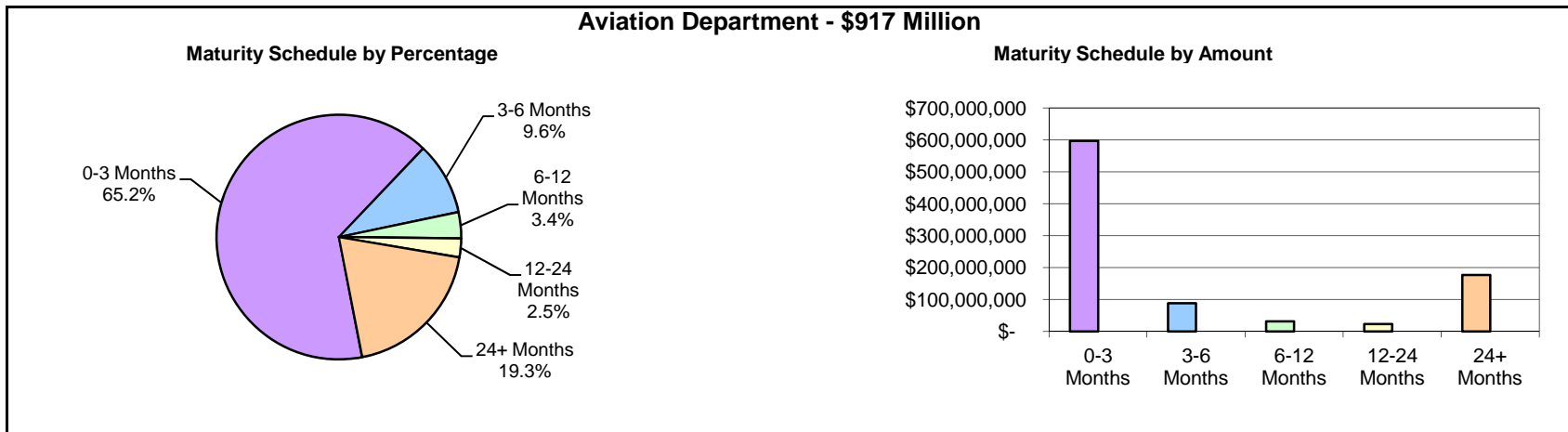
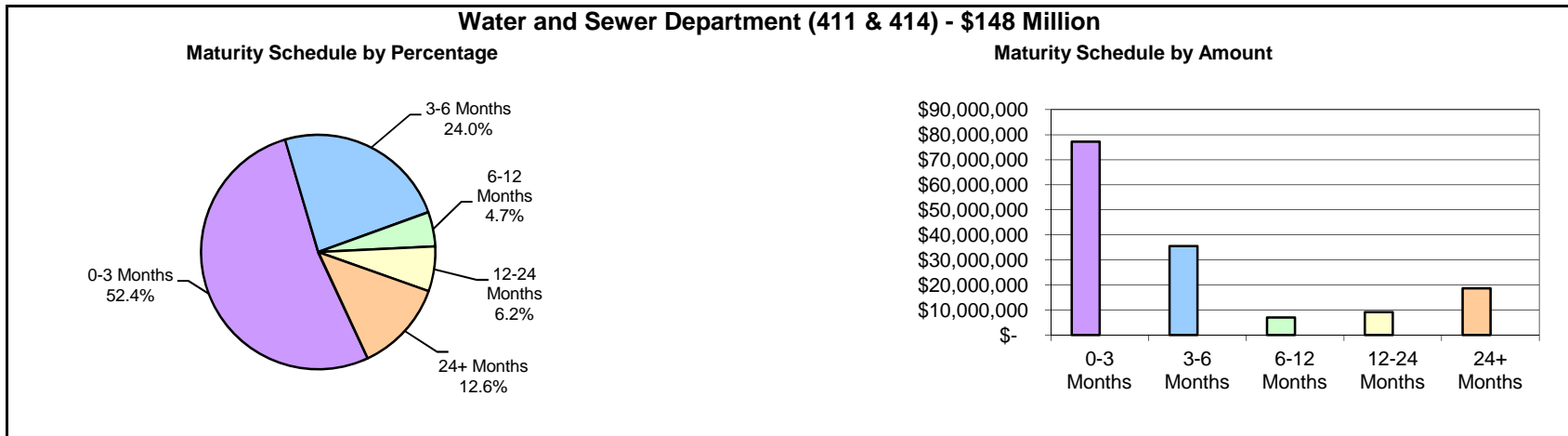


Note: Graphs above do not include miscellaneous funds totaling \$96 million and representing 3.1% of the portfolio.

Miami-Dade County Maturity Breakdown December 31, 2012

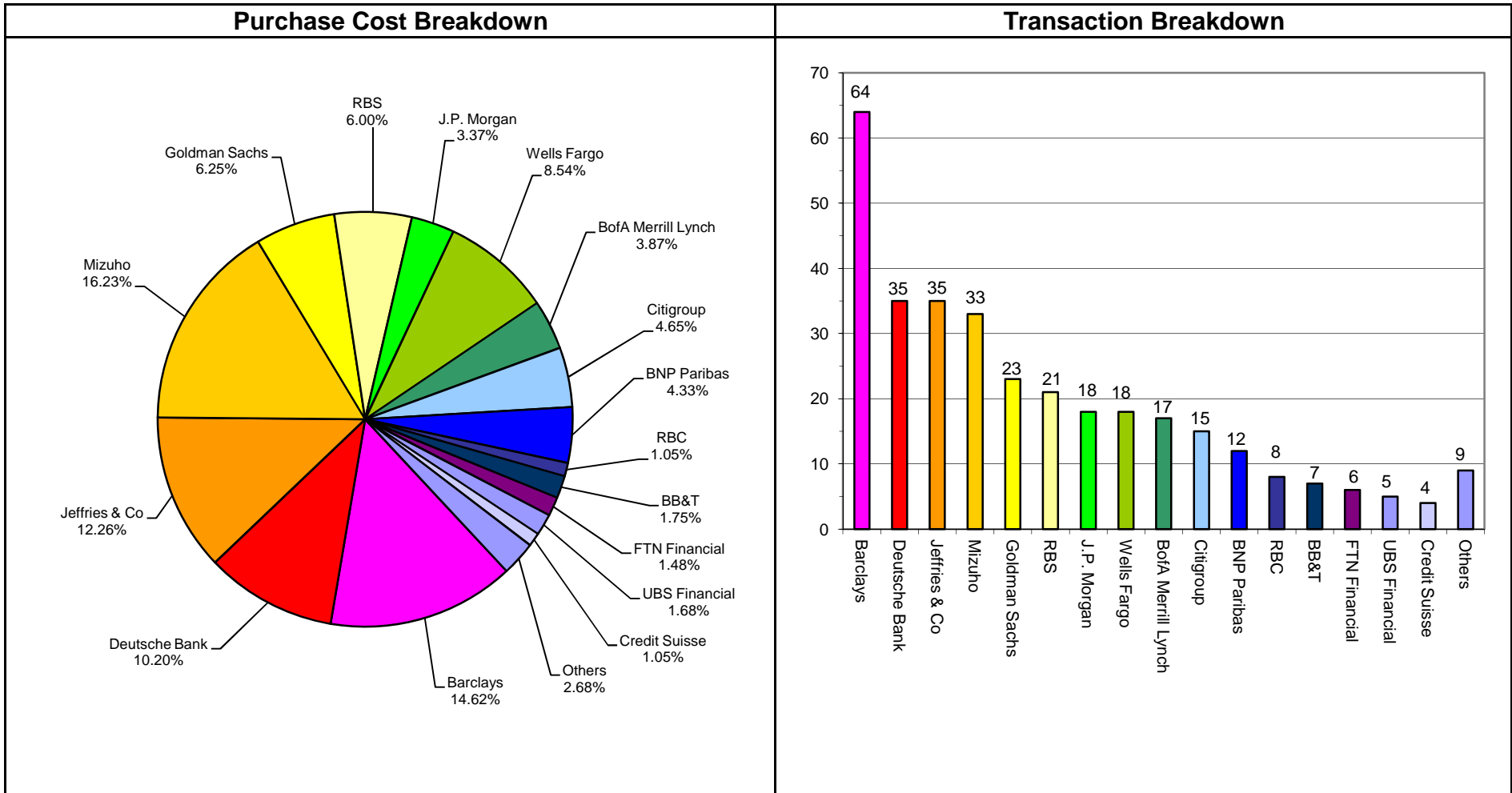


Miami-Dade County Maturity Breakdown December 31, 2012



Note: Graphs above do not include miscellaneous funds totaling \$96 million and representing 3.1% of the portfolio.

Miami-Dade County Broker Purchase Distribution December 31, 2012





Detail Security Holdings Report

For the Period Ended

December 31, 2012



MIAMI-DADE COUNTY
REPORT WRITER
AS OF DATE: December 31 ,2012
SORTING ORDER: FUND ICC#

INVSMT NUMBER	CUSIP NUMBER	FUND NUMBER	DESCRIPTION	PURCHASE SET DATE	MATURITY DATE	CALL DATE	INTEREST RATE	YTM TRADING	SCHEDULED PAR VALUE	CURRENT BOOK VALUE	PERIOD-END INTEREST ACCRL	MARKET VALUE	UNREALIZED GAIN/LOSS
151194	WACHOVMM7	108	WACHOVIA MMKT LOC SB	3/1/2012	1/1/2013		0.020%	0.020%	3,887,062	3,887,061.65	0.00	3,887,061.65	0.00
151195	WACHOVIA8	108	WACHOVIA INT BEARING	3/1/2012	1/1/2013		0.220%	0.220%	55	54.51	0.01	54.51	0.00
151826	313589AB9	108	FNMA D N	5/4/2012	1/2/2013		0.150%	0.150%	1,300,000	1,298,683.75	1,310.83	1,299,999.28	4.70
152564	313397AC5	108	FHLMC D N	7/18/2012	1/3/2013		0.180%	0.180%	400,000	399,662.00	334.00	399,999.56	3.56
150465	313589AC7	108	FNMA D N	1/31/2012	1/3/2013		0.150%	0.150%	650,000	649,084.58	910.00	649,999.28	4.70
152167	313589AC7	108	FNMA D N	6/8/2012	1/3/2013		0.160%	0.160%	425,000	424,605.22	391.00	424,999.53	3.31
152930	313589AC7	108	FNMA D N	8/17/2012	1/3/2013		0.160%	0.160%	400,000	399,752.89	243.55	399,999.56	3.12
151216	313589AD5	108	FNMA D N	3/8/2012	1/4/2013		0.170%	0.170%	1,000,000	998,573.89	1,411.94	999,998.33	12.50
151473	313397AG6	108	FHLMC D N	4/3/2012	1/7/2013		0.180%	0.180%	1,343,000	1,341,126.51	1,833.20	1,342,995.52	35.81
151610	313397AG6	108	FHLMC D N	4/13/2012	1/7/2013		0.180%	0.180%	1,000,000	998,655.00	1,315.00	999,996.67	26.67
152067	313397AG6	108	FHLMC D N	5/31/2012	1/7/2013		0.170%	0.170%	800,000	799,165.11	812.22	799,997.33	20.00
151749	313589AG8	108	FNMA D N	4/27/2012	1/7/2013		0.160%	0.160%	5,675,000	5,668,568.33	6,280.34	5,674,981.08	132.41
152905	313313AH1	108	FFCB D N	8/16/2012	1/8/2013		0.155%	0.155%	2,200,000	2,198,626.53	1,307.16	2,199,991.44	57.75
151829	313589AH6	108	FNMA D N	5/4/2012	1/8/2013		0.160%	0.160%	1,000,000	998,893.33	1,075.56	999,996.11	27.22
152610	313589AH6	108	FNMA D N	7/20/2012	1/8/2013		0.160%	0.160%	250,000	249,808.89	183.33	249,999.03	6.81
152065	313589AJ2	108	FNMA D N	5/31/2012	1/9/2013		0.170%	0.170%	1,000,000	998,946.94	1,015.28	999,995.56	33.34
152088	313589AJ2	108	FNMA D N	6/1/2012	1/9/2013		0.180%	0.180%	500,000	499,445.00	535.00	499,997.78	17.78
151145	313313AP3	108	FFCB D N	3/7/2012	1/14/2013		0.185%	0.185%	1,000,000	998,391.53	1,541.66	999,992.78	59.59
150826	313376NG6	108	FHLB - BULLET	2/14/2012	1/14/2013		0.190%	0.190%	3,000,000	3,000,000.00	2,644.17	3,000,060.00	69.50
152649	313385AR7	108	FHLB D N	7/25/2012	1/16/2013		0.150%	0.150%	4,000,000	3,997,083.33	2,666.67	3,999,966.67	216.67
153446	313385AR7	108	FHLB D N	10/3/2012	1/16/2013		0.150%	0.150%	186,000	185,918.63	69.75	185,998.45	10.07
152563	313589AR4	108	FNMA D N	7/18/2012	1/16/2013		0.164%	0.164%	2,500,000	2,497,927.22	1,901.95	2,499,979.17	150.00
152590	313589AR4	108	FNMA D N	7/19/2012	1/16/2013		0.170%	0.170%	500,000	499,572.64	391.94	499,995.83	31.25
152071	313397AS0	108	FHLMC D N	5/31/2012	1/17/2013		0.190%	0.190%	419,000	418,489.17	475.45	418,996.28	31.66
152812	313397AS0	108	FHLMC D N	8/7/2012	1/17/2013		0.140%	0.140%	4,200,000	4,197,337.67	2,401.00	4,199,962.67	224.00
152490	313397AX9	108	FHLMC D N	7/10/2012	1/22/2013		0.175%	0.175%	1,500,000	1,498,570.83	1,276.04	1,499,982.50	135.63
152650	313385AY2	108	FHLB D N	7/25/2012	1/23/2013		0.160%	0.160%	3,000,000	2,997,573.33	2,133.34	2,999,963.33	256.66
152686	313589AY9	108	FNMA D N	7/30/2012	1/23/2013		0.170%	0.170%	4,350,000	4,346,364.13	3,183.95	4,349,946.83	398.75
152688	313385BA3	108	FHLB D N	7/30/2012	1/25/2013		0.160%	0.160%	3,000,000	2,997,613.33	2,066.67	2,999,960.00	280.00
152762	912795D7	108	TREASURY BILLS	8/3/2012	1/31/2013		0.131%	0.131%	6,000,000	5,996,048.17	3,296.83	5,999,880.00	535.00
152526	313313BH0	108	FFCB D N	7/13/2012	2/1/2013		0.190%	0.190%	998,000	996,930.75	905.97	997,982.81	146.09
152528	313397BH3	108	FHLMC D N	7/13/2012	2/1/2013		0.195%	0.195%	175,000	174,807.57	163.04	174,996.99	26.38
151092	313385BL9	108	FHLB D N	3/5/2012	2/4/2013		0.190%	0.190%	625,000	623,891.67	996.18	624,988.19	100.34
152810	313397BL4	108	FHLMC D N	8/7/2012	2/4/2013		0.149%	0.149%	3,275,000	3,272,546.57	1,992.56	3,274,938.14	399.01
150534	3136FTE70	108	FNMA STEP UP	2/6/2012	2/5/2013		0.500%	0.500%	2,500,000	2,500,000.00	5,069.44	2,501,025.00	1,025.00
150536	3136FTE70	108	FNMA STEP UP	2/6/2012	2/5/2013		0.500%	0.500%	2,000,000	2,000,000.00	4,055.56	2,000,820.00	820.00
153139	313589BN2	108	FNMA D N	8/31/2012	2/6/2013		0.160%	0.160%	1,741,000	1,739,769.69	951.75	1,740,965.18	243.74
150503	313376ZL2	108	FHLB - BULLET	2/6/2012	2/6/2013		0.170%	0.170%	3,000,000	3,000,000.00	2,054.17	3,000,150.00	150.00
150535	313376ZL2	108	FHLB - BULLET	2/6/2012	2/6/2013		0.170%	0.170%	2,000,000	2,000,000.00	1,369.44	2,000,100.00	100.00
150537	313376ZL2	108	FHLB - BULLET	2/6/2012	2/6/2013		0.170%	0.170%	1,500,000	1,500,000.00	1,027.08	1,500,075.00	75.00
151348	912795Z0	108	TREASURY BILLS	3/21/2012	2/7/2013		0.190%	0.190%	3,000,000	2,994,885.83	4,528.34	2,999,910.00	495.83
152834	912795Z0	108	TREASURY BILLS	8/9/2012	2/7/2013		0.143%	0.143%	3,000,000	2,997,831.17	1,727.91	2,999,910.00	350.92
150889	3136FTC72	108	FNMA STEP UP	2/17/2012	2/8/2013		0.625%	0.625%	5,000,000	5,000,000.00	12,413.19	5,002,250.00	2,250.00
152907	313397BT7	108	FHLMC D N	8/16/2012	2/11/2013		0.165%	0.165%	1,485,000	1,483,781.68	939.26	1,484,966.18	245.24
152929	313397BT7	108	FHLMC D N	8/17/2012	2/11/2013		0.175%	0.175%	700,000	699,394.31	466.18	699,984.06	123.57
139566	31331JDT7	108	FFCB - BULLET	2/11/2010	2/11/2013		1.650%	1.667%	10,000,000	9,999,165.15	64,166.67	10,016,100.00	16,934.85
153148	313385BV7	108	FHLB D N	8/31/2012	2/13/2013		0.155%	0.155%	1,000,000	999,285.28	529.58	999,976.11	161.25
152925	313589BV4	108	FNMA D N	8/17/2012	2/13/2013		0.163%	0.163%	4,025,000	4,021,729.69	2,489.07	4,024,903.85	685.09
153448	313589BV4	108	FNMA D N	10/3/2012	2/13/2013		0.175%	0.175%	100,000	99,935.35	43.75	99,997.61	18.51
152069	313397BW0	108	FHLMC D N	5/31/2012	2/14/2013		0.210%	0.210%	492,000	491,256.67	617.05	491,987.97	114.25
152937	313397BW0	108	FHLMC D N	8/20/2012	2/14/2013		0.170%	0.170%	100,000	99,915.94	63.28	99,997.56	18.34
152909	313589BW2	108	FNMA D N	8/16/2012	2/14/2013		0.165%	0.165%	600,000	599,499.50	379.50	599,985.33	106.33
152927	313589BW2	108	FNMA D N	8/17/2012	2/14/2013		0.170%	0.170%	2,500,000	2,497,863.19	1,617.36	2,499,938.89	458.34
152992	313589BW2	108	FNMA D N	8/22/2012	2/14/2013		0.165%	0.165%	400,000	399,677.33	242.00	399,990.22	70.89
150890	3136FTM30	108	FNMA STEP UP	2/17/2012	2/15/2013		0.500%	0.550%	4,000,000	3,998,994.51	7,555.56	4,001,560.00	2,565.49
150966	3136FTM30	108	FNMA STEP UP	2/22/2012	2/15/2013		0.500%	0.551%	2,500,000	2,499,362.81	4,722.22	2,500,975.00	1,612.19

MIAMI-DADE COUNTY
REPORT WRITER
AS OF DATE: December 31 ,2012
SORTING ORDER: FUND ICC#

INVSMT NUMBER	CUSIP NUMBER	FUND NUMBER	DESCRIPTION	PURCHASE SET DATE	MATURITY DATE	CALL DATE	INTEREST RATE	YTM TRADING	SCHEDULED PAR VALUE	CURRENT BOOK VALUE	PERIOD-END INTEREST ACCRL	MARKET VALUE	UNREALIZED GAIN/LOSS
152562	313397CB5	108	FHLMC D N	7/18/2012	2/19/2013		0.170%	0.170%	3,000,000	2,996,940.00	2,365.83	2,999,918.33	612.50
152589	313397CB5	108	FHLMC D N	7/19/2012	2/19/2013		0.165%	0.165%	2,000,000	1,998,029.17	1,521.66	1,999,945.56	394.73
152609	313397CB5	108	FHLMC D N	7/20/2012	2/19/2013		0.171%	0.171%	5,000,000	4,994,917.50	3,918.75	4,999,863.89	1,027.64
153142	313397CB5	108	FHLMC D N	8/31/2012	2/19/2013		0.165%	0.165%	600,000	599,527.00	338.25	599,983.67	118.42
153131	313385CC8	108	FHLB D N	8/31/2012	2/20/2013		0.155%	0.155%	3,760,000	3,757,199.32	1,991.23	3,759,895.56	705.01
153117	313589CC5	108	FNMA D N	8/31/2012	2/20/2013		0.155%	0.155%	2,800,000	2,797,914.39	1,482.83	2,799,922.22	525.00
152969	9127957G0	108	TREASURY BILLS	8/23/2012	2/21/2013		0.143%	0.143%	5,000,000	4,996,397.90	2,592.72	4,999,800.00	809.38
153114	313385CE4	108	FHLB D N	8/31/2012	2/22/2013		0.155%	0.155%	10,000,000	9,992,465.28	5,295.83	9,999,711.11	1,950.00
153120	313385CE4	108	FHLB D N	8/31/2012	2/22/2013		0.155%	0.155%	790,000	789,404.76	418.37	789,977.18	154.05
153250	313385CE4	108	FHLB D N	9/13/2012	2/22/2013		0.150%	0.150%	1,000,000	999,325.00	458.33	999,971.11	187.78
153630	313385CE4	108	FHLB D N	10/18/2012	2/22/2013		0.160%	0.160%	1,500,000	1,499,153.33	500.00	1,499,956.67	303.34
151085	3134G3PT1	108	FHLMC STEP UP	3/5/2012	2/22/2013		0.300%	0.450%	2,500,000	2,498,138.98	2,687.50	2,500,175.00	2,036.02
153073	313397CH2	108	FHLMC D N	8/29/2012	2/25/2013		0.167%	0.167%	715,000	714,402.98	414.60	714,978.15	160.57
153115	313397CH2	108	FHLMC D N	8/31/2012	2/25/2013		0.145%	0.145%	5,700,000	5,695,913.42	2,823.87	5,699,825.83	1,088.54
153119	313397CJ8	108	FHLMC D N	8/31/2012	2/26/2013		0.155%	0.155%	1,000,000	999,229.31	529.58	999,968.89	210.00
153086	313385CK0	108	FHLB D N	8/30/2012	2/27/2013		0.150%	0.150%	2,000,000	1,998,491.67	1,033.33	1,999,936.67	411.67
153444	313589CK7	108	FNMA D N	10/3/2012	2/27/2013		0.157%	0.157%	486,000	485,688.43	190.76	485,984.61	105.42
150825	3136FTU49	108	FNMA STEP UP	2/27/2012	2/27/2013		0.500%	0.676%	4,000,000	3,996,500.00	6,888.89	4,000,960.00	4,460.00
150810	3136FTV89	108	FNMA STEP UP	2/28/2012	2/28/2013		0.500%	0.626%	1,500,000	1,499,062.50	2,562.50	1,500,780.00	1,717.50
151088	3136FTV89	108	FNMA STEP UP	3/5/2012	2/28/2013		0.500%	0.756%	2,000,000	1,997,458.33	3,416.67	2,001,040.00	3,581.67
153140	313385CM6	108	FHLB D N	8/31/2012	3/1/2013		0.160%	0.160%	1,250,000	1,248,988.89	683.33	1,249,959.03	286.81
153292	313385CM6	108	FHLB D N	9/18/2012	3/1/2013		0.160%	0.160%	1,100,000	1,099,198.22	513.33	1,099,963.94	252.39
153514	313385CM6	108	FHLB D N	10/10/2012	3/1/2013		0.160%	0.160%	317,000	316,799.94	116.94	316,989.61	72.73
152527	313397CM1	108	FHLMC D N	7/13/2012	3/1/2013		0.200%	0.200%	300,000	299,615.00	286.67	299,990.17	88.50
151775	313313CR7	108	FFCB D N	5/1/2012	3/5/2013		0.180%	0.180%	4,000,000	3,993,840.00	4,900.00	3,999,720.00	980.00
152265	313397CR0	108	FHLMC D N	6/20/2012	3/5/2013		0.170%	0.170%	1,500,000	1,498,172.50	1,381.25	1,499,895.00	341.25
153339	313397CR0	108	FHLMC D N	9/24/2012	3/5/2013		0.160%	0.160%	1,000,000	999,280.00	440.00	999,930.00	210.00
152904	313385CS3	108	FHLB D N	8/16/2012	3/6/2013		0.175%	0.175%	2,500,000	2,497,545.14	1,677.08	2,499,822.22	600.00
151258	9127956E6	108	TREASURY BILLS	3/12/2012	3/7/2013		0.178%	0.178%	1,000,000	998,220.00	1,458.61	999,940.00	261.39
151350	9127956E6	108	TREASURY BILLS	3/21/2012	3/7/2013		0.195%	0.195%	2,000,000	1,996,197.50	3,098.33	1,999,880.00	584.17
152311	313397CU3	108	FHLMC D N	6/25/2012	3/8/2013		0.210%	0.210%	2,004,000	2,001,007.36	2,221.10	2,003,853.04	624.58
153763	313397CU3	108	FHLMC D N	10/31/2012	3/8/2013		0.150%	0.150%	2,563,632.00	2,563,632.00	662.63	2,564,811.90	517.27
139371	3133XWX87	108	FHLB - BULLET	2/4/2010	3/8/2013		1.750%	1.766%	10,000,000	9,999,202.13	54,930.56	10,028,000.00	28,797.87
151100	3136FTY94	108	FNMA STEP UP	3/8/2012	3/8/2013		0.750%	0.750%	2,500,000	2,500,000.00	5,885.42	2,500,175.00	175.00
152264	313313CX4	108	FFCB D N	6/20/2012	3/11/2013		0.170%	0.170%	2,000,000	1,997,506.67	1,841.66	1,999,846.67	498.34
152298	313313CX4	108	FFCB D N	6/22/2012	3/11/2013		0.185%	0.185%	2,000,000	1,997,307.22	1,983.61	1,999,846.67	555.84
153111	313589CZ4	108	FNMA D N	8/30/2012	3/13/2013		0.160%	0.160%	2,000,000	1,998,266.67	1,102.22	1,999,842.22	473.33
153133	313589CZ4	108	FNMA D N	8/31/2012	3/13/2013		0.160%	0.160%	2,875,000	2,872,521.11	1,571.67	2,874,773.19	680.41
153302	313385DB9	108	FHLB D N	9/18/2012	3/15/2013		0.155%	0.155%	1,400,000	1,398,927.06	632.91	1,399,886.44	326.47
152926	313397DB4	108	FHLMC D N	8/17/2012	3/15/2013		0.165%	0.165%	4,000,000	3,996,150.00	2,511.67	3,999,675.56	1,013.89
153468	313397DF5	108	FHLMC D N	10/4/2012	3/19/2013		0.160%	0.160%	350,000	349,741.78	138.44	349,970.06	89.84
152150	313385DG8	108	FHLB D N	6/7/2012	3/20/2013		0.170%	0.170%	500,000	499,324.72	491.11	499,956.67	140.84
152651	313385DG8	108	FHLB D N	7/25/2012	3/20/2013		0.170%	0.170%	2,000,000	1,997,752.22	1,511.11	1,999,826.67	563.34
152687	313385DG8	108	FHLB D N	7/30/2012	3/20/2013		0.170%	0.170%	4,000,000	3,995,598.89	2,927.78	3,999,653.33	1,126.66
153625	313385DG8	108	FHLB D N	10/17/2012	3/20/2013		0.160%	0.160%	100,000	99,931.56	33.78	99,991.33	25.99
151267	3136FT3L1	108	FNMA STEP UP	3/21/2012	3/21/2013		0.625%	0.625%	2,000,000	2,000,000.00	3,472.22	2,000,120.00	120.00
152768	313313DN5	108	FFCB D N	8/3/2012	3/26/2013		0.165%	0.165%	5,650,000	5,643,914.48	3,910.27	5,649,472.67	1,647.92
134036	31331GRG6	108	FFCB - BULLET	3/26/2009	3/26/2013		2.500%	2.511%	15,000,000	14,999,260.78	98,958.33	15,083,250.00	83,989.22
153449	313385DP8	108	FHLB D N	10/3/2012	3/27/2013		0.160%	0.160%	100,000	99,922.22	40.00	99,990.56	28.34
153426	313589DP5	108	FNMA D N	10/1/2012	3/27/2013		0.165%	0.165%	400,000	399,675.50	168.67	399,962.22	118.05
153354	912795Z61	108	TREASURY BILLS	9/27/2012	3/28/2013		0.143%	0.143%	5,000,000	4,996,397.92	1,900.00	4,999,600.00	1,302.08
153368	912795Z61	108	TREASURY BILLS	9/27/2012	3/28/2013		0.138%	0.138%	4,000,000	3,997,219.44	1,466.67	3,999,680.00	993.89
153648	912795Z61	108	TREASURY BILLS	10/19/2012	3/28/2013		0.142%	0.142%	1,000,000	999,368.89	291.89	999,920.00	259.22
152659	313397DQ1	108	FHLMC D N	7/27/2012	3/28/2013		0.175%	0.175%	5,000,000	4,994,069.44	3,840.28	4,999,522.22	1,612.50
146288	3137EACS6	108	FHLMC - BULLET	3/31/2011	3/28/2013		0.750%	0.850%	1,000,000	999,510.44	1,937.50	1,001,500.00	1,989.56
146292	3137EACS6	108	FHLMC - BULLET	3/31/2011	3/28/2013		0.750%	0.810%	4,000,000	3,998,823.08	7,750.00	4,006,000.00	7,176.92

MIAMI-DADE COUNTY
REPORT WRITER
AS OF DATE: December 31 ,2012
SORTING ORDER: FUND ICC#

INVSMT NUMBER	CUSIP NUMBER	FUND NUMBER	DESCRIPTION	PURCHASE SET DATE	MATURITY DATE	CALL DATE	INTEREST RATE	YTM TRADING	SCHEDULED PAR VALUE	CURRENT BOOK VALUE	PERIOD-END INTEREST ACCRL	MARKET VALUE	UNREALIZED GAIN/LOSS
153513	313385DU7	108	FHLB D N	10/10/2012	4/1/2013		0.150%	0.150%	3,000,000	2,997,837.50	1,037.50	2,999,550.00	675.00
153519	313385DU7	108	FHLB D N	10/11/2012	4/1/2013		0.155%	0.155%	1,000,000	999,259.44	353.06	999,850.00	237.50
152296	313397DU2	108	FHLMC D N	6/22/2012	4/1/2013		0.190%	0.190%	3,700,000	3,694,473.64	3,768.86	3,699,445.00	1,202.50
153442	313397DU2	108	FHLMC D N	10/3/2012	4/1/2013		0.170%	0.170%	781,000	780,336.15	331.93	780,882.85	214.77
153443	313397DU2	108	FHLMC D N	10/3/2012	4/1/2013		0.169%	0.169%	500,000	499,577.50	211.25	499,925.00	136.25
153445	313397DU2	108	FHLMC D N	10/3/2012	4/1/2013		0.175%	0.175%	225,000	224,803.13	98.44	224,966.25	64.68
153780	313397DU2	108	FHLMC D N	11/1/2012	4/1/2013		0.170%	0.170%	300,000	299,786.08	86.42	299,955.00	82.50
153574	313385DW3	108	FHLB D N	10/15/2012	4/3/2013		0.160%	0.160%	200,000	199,848.89	69.33	199,969.33	51.11
152280	313397DW8	108	FHLMC D N	6/21/2012	4/3/2013		0.190%	0.190%	3,000,000	2,995,471.67	3,071.66	2,999,540.00	996.67
151927	9127956F3	108	TREASURY BILLS	5/14/2012	4/4/2013		0.173%	0.173%	1,000,000	998,442.71	1,111.67	999,840.00	285.62
152391	9127956F3	108	TREASURY BILLS	6/28/2012	4/4/2013		0.171%	0.171%	4,000,000	3,994,680.00	3,553.00	3,999,360.00	1,127.00
152393	9127956F3	108	TREASURY BILLS	6/28/2012	4/4/2013		0.174%	0.174%	3,000,000	2,995,940.00	2,711.50	2,999,520.00	868.50
152757	9127956F3	108	TREASURY BILLS	8/3/2012	4/4/2013		0.143%	0.143%	10,000,000	9,990,307.78	5,998.05	9,998,400.00	2,094.17
153512	313385DY9	108	FHLB D N	10/10/2012	4/5/2013		0.150%	0.150%	2,500,000	2,498,156.25	864.58	2,499,608.33	587.50
153600	313385DY9	108	FHLB D N	10/17/2012	4/5/2013		0.165%	0.165%	200,000	199,844.17	69.67	199,968.67	54.83
153658	313385DY9	108	FHLB D N	10/19/2012	4/5/2013		0.170%	0.170%	7,000,000	6,994,446.67	2,446.11	6,998,903.33	2,010.55
152441	313313EB0	108	FFCB D N	7/5/2012	4/8/2013		0.210%	0.210%	4,500,000	4,492,728.75	4,725.00	4,499,272.50	1,818.75
152908	313397ED9	108	FHLMC D N	8/16/2012	4/10/2013		0.170%	0.170%	1,175,000	1,173,684.98	765.71	1,174,806.13	355.44
153579	912795Z95	108	TREASURY BILLS	10/16/2012	4/11/2013		0.148%	0.148%	1,000,000	999,274.79	315.49	999,820.00	229.72
151524	313378YH8	108	FHLB - BULLET	4/11/2012	4/11/2013		0.250%	0.250%	2,000,000	2,000,000.00	1,111.11	2,000,720.00	720.00
153781	313385EF9	108	FHLB D N	11/1/2012	4/12/2013		0.170%	0.170%	100,000	99,923.50	28.81	99,983.17	30.86
153659	313397EJ6	108	FHLMC D N	10/19/2012	4/15/2013		0.170%	0.170%	3,286,000	3,283,237.93	1,148.28	3,285,430.43	1,044.22
139793	3137EACJ6	108	FHLMC - BULLET	3/5/2010	4/15/2013		1.625%	1.630%	5,000,000	4,999,872.65	17,152.78	5,021,500.00	21,627.35
153646	912796AA7	108	TREASURY BILLS	10/19/2012	4/18/2013		0.150%	0.150%	2,000,000	1,998,491.67	616.67	1,999,580.00	471.66
143255	3134G1VX9	108	FHLMC C I	10/19/2010	4/19/2013	4/19/2013	0.800%	0.800%	3,500,000	3,500,000.00	5,600.00	3,506,125.00	6,125.00
153647	313385EN2	108	FHLB D N	10/19/2012	4/19/2013		0.170%	0.170%	10,000,000	9,991,405.56	3,494.44	9,998,200.00	3,300.00
153660	313385EN2	108	FHLB D N	10/19/2012	4/19/2013		0.170%	0.170%	2,990,000	2,987,430.26	1,044.84	2,989,461.80	986.70
152467	313397ES6	108	FHLMC D N	7/6/2012	4/23/2013		0.210%	0.210%	500,000	499,151.25	522.08	499,906.67	233.34
152529	313397ES6	108	FHLMC D N	7/13/2012	4/23/2013		0.190%	0.190%	100,000	99,850.11	90.78	99,981.33	40.44
152689	313397ES6	108	FHLMC D N	7/30/2012	4/23/2013		0.190%	0.190%	2,200,000	2,196,899.83	1,799.72	2,199,589.33	889.78
152837	313397ES6	108	FHLMC D N	8/9/2012	4/23/2013		0.180%	0.180%	1,000,000	998,715.00	725.00	999,813.33	373.33
153766	313385ET9	108	FHLB D N	10/31/2012	4/24/2013		0.165%	0.165%	1,800,000	1,798,556.26	511.50	1,799,661.00	593.24
151609	3136G0DZ1	108	FNMA STEP UP	4/26/2012	4/26/2013		0.625%	0.625%	2,000,000	2,000,000.00	2,256.94	2,001,920.00	1,920.00
151611	3136G0CV1	108	FNMA STEP UP	4/30/2012	4/30/2013		0.500%	0.500%	3,000,000	3,000,000.00	2,541.67	3,003,870.00	3,870.00
153761	313589FA6	108	FNMA D N	10/31/2012	5/1/2013		0.168%	0.168%	3,458,000	3,455,063.02	1,000.51	3,456,962.60	899.07
153947	313589FA6	108	FNMA D N	11/19/2012	5/1/2013		0.175%	0.175%	104,000	103,917.59	21.74	103,968.80	29.47
153116	9127956L0	108	TREASURY BILLS	8/31/2012	5/2/2013		0.143%	0.143%	3,000,000	2,997,102.50	1,460.63	2,999,160.00	596.87
153355	9127956L0	108	TREASURY BILLS	9/26/2012	5/2/2013		0.155%	0.155%	5,000,000	4,995,306.94	2,088.20	4,998,600.00	1,204.86
153367	9127956L0	108	TREASURY BILLS	9/27/2012	5/2/2013		0.150%	0.150%	5,500,000	5,495,027.08	2,200.00	5,498,460.00	1,232.92
152987	313385FB7	108	FHLB D N	8/22/2012	5/2/2013		0.170%	0.170%	2,500,000	2,497,013.19	1,558.34	2,499,243.75	672.22
153599	313385FB7	108	FHLB D N	10/17/2012	5/2/2013		0.170%	0.170%	300,000	299,720.92	107.67	299,909.25	80.66
153767	313385FB7	108	FHLB D N	10/31/2012	5/2/2013		0.180%	0.180%	1,250,000	1,248,856.25	387.50	1,249,621.88	378.13
153291	313385FC5	108	FHLB D N	9/18/2012	5/3/2013		0.165%	0.165%	5,000,000	4,994,797.92	2,406.25	4,998,475.00	1,270.83
153337	313385FC5	108	FHLB D N	9/24/2012	5/3/2013		0.165%	0.165%	4,830,000	4,825,107.61	2,191.61	4,828,526.85	1,227.63
154062	313397FF3	108	FHLMC D N	11/29/2012	5/6/2013		0.165%	0.165%	350,000	349,746.54	52.94	349,890.63	91.15
153667	3136G03B5	108	FNMA STEP UP	11/7/2012	5/7/2013		0.600%	0.630%	2,000,000	1,999,700.00	1,800.00	2,002,840.00	3,140.00
154078	313385FH4	108	FHLB D N	11/20/2012	5/8/2013		0.165%	0.165%	2,400,000	2,398,141.00	462.00	2,399,238.00	635.00
154215	313589FH1	108	FNMA D N	12/13/2012	5/8/2013		0.155%	0.155%	800,000	799,497.11	65.44	799,746.00	183.45
154320	313589FH1	108	FNMA D N	12/21/2012	5/8/2013		0.130%	0.130%	500,000	499,750.83	19.86	499,841.25	70.56
153467	313385FK7	108	FHLB D N	10/4/2012	5/10/2013		0.170%	0.170%	2,000,000	1,997,941.11	840.56	1,999,355.00	573.33
153949	313385FK7	108	FHLB D N	11/19/2012	5/10/2013		0.165%	0.165%	316,000	315,750.89	62.28	315,898.09	84.92
154025	313385FK7	108	FHLB D N	11/27/2012	5/10/2013		0.165%	0.165%	500,000	499,624.17	80.21	499,838.75	134.37
154217	313385FK7	108	FHLB D N	12/13/2012	5/10/2013		0.150%	0.150%	200,000	199,876.67	15.83	199,935.50	43.00
152113	3133EACJ0	108	FFCB - BULLET	6/5/2012	5/14/2013		0.200%	0.212%	2,000,000	1,999,877.20	522.22	2,000,580.00	702.80
153967	313385FQ4	108	FHLB D N	11/20/2012	5/15/2013		0.170%	0.170%	300,000	299,750.67	59.50	299,899.50	89.33
154023	313385FS0	108	FHLB D N	11/27/2012	5/17/2013		0.170%	0.170%	1,565,000	1,563,736.26	258.66	1,564,467.90	472.98

MIAMI-DADE COUNTY
REPORT WRITER
AS OF DATE: December 31 ,2012
SORTING ORDER: FUND ICC#

INVSMT NUMBER	CUSIP NUMBER	FUND NUMBER	DESCRIPTION	PURCHASE SET DATE	MATURITY DATE	CALL DATE	INTEREST RATE	YTM TRADING	SCHEDULED PAR VALUE	CURRENT BOOK VALUE	PERIOD-END INTEREST ACCRL	MARKET VALUE	UNREALIZED GAIN/LOSS
151916	3136G0GN5	108	FNMA STEP UP	5/17/2012	5/17/2013		0.625%	0.625%	2,000,000	2,000,000.00	1,527.78	2,004,420.00	4,420.00
153966	313397FV8	108	FHLMC D N	11/20/2012	5/20/2013		0.170%	0.170%	858,000	857,266.65	170.17	857,701.85	265.03
152977	313385FW1	108	FHLB D N	8/21/2012	5/21/2013		0.200%	0.200%	100,000	99,848.33	73.89	99,965.00	42.78
153248	313385FW1	108	FHLB D N	9/13/2012	5/21/2013		0.170%	0.170%	5,000,000	4,994,097.22	2,597.22	4,998,250.00	1,555.56
153351	313385FW1	108	FHLB D N	9/25/2012	5/21/2013		0.155%	0.155%	1,000,000	998,975.28	421.94	999,650.00	252.78
153601	313385FW1	108	FHLB D N	10/17/2012	5/21/2013		0.170%	0.170%	175,000	174,821.50	62.81	174,938.75	54.44
153948	313385FW1	108	FHLB D N	11/19/2012	5/21/2013		0.170%	0.170%	475,000	474,589.52	96.45	474,833.75	147.78
153036	313397FW6	108	FHLMC D N	8/24/2012	5/21/2013		0.180%	0.180%	235,000	234,682.75	152.75	234,917.75	82.25
154057	313397FW6	108	FHLMC D N	11/28/2012	5/21/2013		0.165%	0.165%	600,000	599,521.50	93.50	599,790.00	175.00
154026	313589FX6	108	FNMA D N	11/27/2012	5/22/2013		0.160%	0.160%	453,000	452,645.65	70.47	452,840.32	124.20
154056	313589FX6	108	FNMA D N	11/28/2012	5/22/2013		0.165%	0.165%	100,000	99,919.79	15.58	99,964.75	29.38
149791	31331K2J8	108	FFCB - BULLET	12/6/2011	5/24/2013		0.250%	0.250%	5,000,000	5,000,000.00	1,284.72	5,002,550.00	2,550.00
151987	3136G0HC8	108	FNMA STEP UP	5/24/2012	5/24/2013		0.750%	0.800%	3,000,000	2,999,260.27	2,312.50	3,007,770.00	8,509.73
154061	313385GE0	108	FHLB D N	11/29/2012	5/29/2013		0.160%	0.160%	4,330,000	4,326,516.76	635.07	4,328,397.90	1,246.07
152758	9127956R7	108	TREASURY BILLS	8/3/2012	5/30/2013		0.155%	0.155%	10,000,000	9,987,083.33	6,501.39	9,995,800.00	2,215.28
153369	9127956R7	108	TREASURY BILLS	9/27/2012	5/30/2013		0.155%	0.155%	4,000,000	3,995,780.56	1,653.33	3,998,320.00	886.11
151923	3136G0HQ7	108	FNMA STEP UP	5/30/2012	5/30/2013		0.600%	0.600%	1,000,000	1,000,000.00	516.67	1,001,730.00	1,730.00
154024	313589GK3	108	FNMA D N	11/27/2012	6/3/2013		0.170%	0.170%	990,000	989,121.10	163.63	989,579.25	294.52
141364	31331JQU0	108	FFCB - BULLET	6/3/2010	6/3/2013		1.600%	1.642%	3,900,000	3,899,211.01	4,853.33	3,924,180.00	24,968.99
152041	3133EASH2	108	FFCB - BULLET	6/4/2012	6/4/2013		0.220%	0.233%	1,000,000	999,935.53	165.00	1,000,410.00	474.47
153484	313385GW0	108	FHLB D N	10/5/2012	6/14/2013		0.170%	0.170%	570,000	569,321.70	236.87	569,740.33	181.76
153544	313397GW5	108	FHLMC D N	10/12/2012	6/14/2013		0.170%	0.170%	1,000,000	998,843.06	382.50	999,544.44	318.88
154333	313397GZ8	108	FHLMC D N	12/24/2012	6/17/2013		0.135%	0.135%	4,783,000	4,779,861.16	143.49	4,780,781.22	776.57
152546	313385HC3	108	FHLB D N	7/16/2012	6/20/2013		0.200%	0.200%	100,000	99,811.67	93.89	99,952.78	47.22
153447	313385HC3	108	FHLB D N	10/3/2012	6/20/2013		0.180%	0.180%	150,000	149,805.00	67.50	149,929.17	56.67
147200	3133745V8	108	FHLB - BULLET	6/21/2011	6/21/2013		0.500%	0.500%	2,000,000	2,000,000.00	277.78	2,003,380.00	3,380.00
153952	313313HG6	108	FFCB D N	11/19/2012	6/24/2013		0.170%	0.170%	1,000,000	998,975.28	203.06	999,516.67	338.33
153964	313313HG6	108	FFCB D N	11/20/2012	6/24/2013		0.170%	0.170%	2,319,000	2,316,634.62	459.94	2,317,879.15	784.59
141166	31331JPK3	108	FFCB - BULLET	5/25/2010	6/25/2013		1.375%	1.479%	5,000,000	4,997,494.59	1,145.83	5,031,500.00	34,005.41
152766	9127956W6	108	TREASURY BILLS	8/3/2012	6/27/2013		0.155%	0.155%	5,000,000	4,992,938.89	3,250.69	4,997,300.00	1,110.42
153516	9127956W6	108	TREASURY BILLS	10/11/2012	6/27/2013		0.155%	0.155%	1,000,000	998,884.86	353.06	999,460.00	222.08
153517	9127956W6	108	TREASURY BILLS	10/11/2012	6/27/2013		0.155%	0.155%	1,200,000	1,198,661.83	423.67	1,199,352.00	266.50
153232	313385HL3	108	FHLB D N	9/11/2012	6/28/2013		0.165%	0.165%	1,000,000	998,670.83	513.33	999,505.56	321.40
153249	313385HL3	108	FHLB D N	9/13/2012	6/28/2013		0.170%	0.170%	3,050,000	3,045,852.00	1,584.31	3,048,491.94	1,055.63
153338	313385HL3	108	FHLB D N	9/24/2012	6/28/2013		0.170%	0.170%	1,225,000	1,223,397.63	572.69	1,224,394.31	423.99
154135	313385HL3	108	FHLB D N	12/6/2012	6/28/2013		0.160%	0.160%	3,000,000	2,997,280.00	346.67	2,998,516.67	890.00
154197	313385HL3	108	FHLB D N	12/12/2012	6/28/2013		0.165%	0.165%	500,000	499,546.25	45.83	499,752.78	160.70
153092	313589HP1	108	FNMA D N	8/30/2012	7/1/2013		0.170%	0.170%	10,000,000	9,985,597.22	5,855.56	9,994,469.44	3,016.66
154022	313589HP1	108	FNMA D N	11/27/2012	7/1/2013		0.165%	0.165%	2,670,000	2,667,356.70	428.31	2,668,523.34	738.33
153135	313385HQ2	108	FHLB D N	8/31/2012	7/2/2013		0.150%	0.150%	2,000,000	1,997,458.33	1,025.00	1,998,887.78	404.45
153424	313397HQ7	108	FHLMC D N	10/1/2012	7/2/2013		0.175%	0.175%	1,125,000	1,123,501.56	503.13	1,124,374.38	369.69
153543	313397HQ7	108	FHLMC D N	10/12/2012	7/2/2013		0.180%	0.180%	100,000	99,868.50	40.50	99,944.39	35.39
154284	313313HT8	108	FFCB D N	12/19/2012	7/5/2013		0.130%	0.130%	8,000,000	7,994,280.00	375.56	7,995,066.67	411.11
152906	313397HW4	108	FHLMC D N	8/16/2012	7/8/2013		0.190%	0.190%	2,000,000	1,996,558.89	1,456.67	1,998,851.11	835.55
152936	313397HW4	108	FHLMC D N	8/20/2012	7/8/2013		0.190%	0.190%	190,000	189,677.11	134.37	189,890.86	79.38
153951	313397HW4	108	FHLMC D N	11/19/2012	7/8/2013		0.018%	0.180%	775,000	774,104.88	166.62	774,554.81	283.31
154198	313397HW4	108	FHLMC D N	12/12/2012	7/8/2013		0.160%	0.160%	500,000	499,537.78	44.44	499,712.78	130.56
153541	313385HX7	108	FHLB D N	10/12/2012	7/9/2013		0.170%	0.170%	500,000	499,362.50	191.25	499,711.25	157.50
153542	313385HX7	108	FHLB D N	10/12/2012	7/9/2013		0.170%	0.170%	500,000	499,362.50	191.25	499,711.25	157.50
152642	3136G0SH5	108	FNMA STEP UP	7/24/2012	7/17/2013		0.500%	0.500%	1,000,000	1,000,097.22	2,277.78	1,001,480.00	1,480.00
153132	313397JM4	108	FHLMC D N	8/31/2012	7/23/2013		0.170%	0.170%	3,000,000	2,995,381.67	1,742.50	2,998,139.17	1,015.00
152833	9127957A3	108	TREASURY BILLS	8/9/2012	7/25/2013		0.170%	0.170%	2,000,000	1,996,694.44	1,369.45	1,998,580.00	516.11
153353	9127957A3	108	TREASURY BILLS	9/26/2012	7/25/2013		0.165%	0.165%	6,000,000	5,991,695.00	2,667.50	5,995,740.00	1,377.50
152621	3136G0SF9	108	FNMA STEP UP	7/25/2012	7/25/2013		0.500%	0.500%	3,000,000	3,000,000.00	6,500.00	3,006,120.00	6,120.00
154400	313385JT4	108	FHLB D N	12/31/2012	7/29/2013		0.140%	0.140%	10,000,000	9,991,833.33	38.89	9,993,613.89	1,741.67
153350	313589JW4	108	FNMA D N	9/25/2012	8/1/2013		0.180%	0.180%	2,700,000	2,695,815.00	1,323.00	2,698,251.00	1,113.00

MIAMI-DADE COUNTY
REPORT WRITER
AS OF DATE: December 31 ,2012
SORTING ORDER: FUND ICC#

INVSMT NUMBER	CUSIP NUMBER	FUND NUMBER	DESCRIPTION	PURCHASE SET DATE	MATURITY DATE	CALL DATE	INTEREST RATE	YTM TRADING	SCHEDULED PAR VALUE	CURRENT BOOK VALUE	PERIOD-END INTEREST ACCRL	MARKET VALUE	UNREALIZED GAIN/LOSS
153469	313589JW4	108	FNMA D N	10/4/2012	8/1/2013		0.180%	0.180%	300,000	299,548.50	133.50	299,805.67	123.67
153515	313589JW4	108	FNMA D N	10/10/2012	8/1/2013		0.180%	0.180%	150,000	149,778.75	62.25	149,902.83	61.83
153950	313589JW4	108	FNMA D N	11/19/2012	8/1/2013		0.190%	0.190%	100,000	99,865.42	22.69	99,935.22	47.11
154027	313589JW4	108	FNMA D N	11/27/2012	8/1/2013		0.180%	0.180%	400,000	399,506.00	70.00	399,740.89	164.89
154055	313589JW4	108	FNMA D N	11/28/2012	8/1/2013		0.170%	0.170%	300,000	299,651.50	48.17	299,805.67	106.00
154063	313589JW4	108	FNMA D N	11/29/2012	8/1/2013		0.180%	0.180%	300,000	299,632.50	49.50	299,805.67	123.67
154082	313589JW4	108	FMNA D N	12/3/2012	8/1/2013		0.180%	0.180%	700,000	699,156.50	101.50	699,546.56	288.56
154152	313589JW4	108	FNMA D N	12/7/2012	8/1/2013		0.170%	0.170%	400,000	399,552.33	47.22	399,740.89	141.34
153576	313313KA5	108	FFCB D N	10/15/2012	8/5/2013		0.180%	0.180%	2,000,000	1,997,060.00	780.00	1,998,560.00	720.00
139498	3133XWYK9	108	FHLB - BULLET	2/8/2010	8/8/2013		1.875%	1.875%	15,000,000	15,000,000.00	111,718.75	15,152,400.00	152,400.00
153328	TD0001	108	TD ACT 365	9/18/2012	8/12/2013		0.010%	0.010%	25,000	25,000.00	0.10	24,936.51	(63.49)
154115	313397KK6	108	FHLMC D N	12/4/2012	8/14/2013		0.170%	0.170%	2,000,000	1,997,610.56	264.44	1,998,625.00	750.00
153194	3136G0VN8	108	FNMA STEP UP	9/6/2012	8/21/2013		0.500%	0.500%	2,000,000	2,000,416.67	3,611.11	2,005,680.00	5,680.00
153229	3136G0VN8	108	FNMA STEP UP	9/11/2012	8/21/2013		0.500%	0.500%	2,000,000	2,000,555.56	3,611.12	2,005,680.00	5,680.00
152948	912795E5	108	TREASURY BILLS	8/23/2012	8/22/2013		0.190%	0.190%	1,000,000	998,078.89	691.39	999,180.00	409.72
153356	912795E5	108	TREASURY BILLS	9/26/2012	8/22/2013		0.170%	0.170%	5,000,000	4,992,208.33	2,290.28	4,995,900.00	1,401.39
154098	313397KU4	108	FHLMC D N	12/4/2012	8/23/2013		0.170%	0.170%	20,000,000	19,975,255.56	2,644.44	19,985,700.00	7,800.00
153144	313385KX3	108	FHLB D N	8/31/2012	8/26/2013		0.180%	0.180%	2,000,000	1,996,400.00	1,230.00	1,998,551.67	921.67
154216	313385KX3	108	FHLB D N	12/13/2012	8/26/2013		0.170%	0.170%	500,000	499,395.56	44.86	499,637.92	197.50
145227	313372H64	108	FHLB - BULLET	1/28/2011	8/28/2013		1.000%	1.000%	1,200,000	1,200,000.00	4,100.00	1,206,456.00	6,456.00
152931	3136G0YU9	108	FNMA STEP UP	8/28/2012	8/28/2013		0.750%	0.780%	3,500,000	3,498,950.00	8,968.75	3,514,035.00	15,085.00
153293	313385LA2	108	FHLB D N	9/18/2012	8/29/2013		0.175%	0.175%	500,000	499,161.46	255.21	499,533.33	116.66
154099	313397LA7	108	FHLMC D N	12/4/2012	8/29/2013		0.170%	0.170%	10,000,000	9,987,344.44	1,322.22	9,990,666.67	2,000.01
154081	313385LB0	108	FHLB D N	12/3/2012	8/30/2013		0.170%	0.170%	900,000	898,852.50	123.25	899,156.50	180.75
154220	313385LF1	108	FHLB D N	12/14/2012	9/3/2013		0.160%	0.160%	10,000,000	9,988,311.11	800.00	9,990,472.22	1,361.11
154297	313385LF1	108	FHLB D N	12/20/2012	9/3/2013		0.150%	0.150%	3,291,000	3,287,475.89	164.55	3,287,864.41	223.97
154298	313385LF1	108	FHLB D N	12/20/2012	9/3/2013		0.145%	0.145%	1,670,000	1,668,271.44	80.71	1,668,408.86	56.71
145246	313372HW7	108	FHLB - BULLET	2/4/2011	9/4/2013		1.000%	1.000%	1,200,000	1,200,000.00	3,900.00	1,206,204.00	6,204.00
153201	313380H83	108	FHLB STEP UP	9/6/2012	9/6/2013	3/6/2013	0.500%	0.500%	2,500,000	2,500,000.00	3,993.06	2,500,650.00	650.00
142593	3136FPEL7	108	FNMA C I	9/9/2010	9/9/2013	9/9/2013	1.050%	1.050%	4,000,000	4,000,000.00	13,066.67	4,019,440.00	19,440.00
142737	3136FPEL7	108	FNMA C I	9/9/2010	9/9/2013	9/9/2013	1.050%	1.067%	5,410,000	5,409,101.62	17,672.67	5,436,292.60	27,190.98
153352	313313LQ9	108	FFCB D N	9/25/2012	9/12/2013		0.180%	0.180%	78,000	77,862.72	38.22	77,922.95	22.01
154300	313397LR0	108	FHLMC D N	12/20/2012	9/13/2013		0.150%	0.150%	1,000,000	998,887.50	50.00	999,008.33	70.83
152932	3136G0ZF1	108	FNMA STEP UP	9/13/2012	9/13/2013		0.650%	0.650%	3,000,000	3,000,000.00	5,850.00	3,008,730.00	8,730.00
152933	3136G0ZP9	108	FNMA STEP UP	9/13/2012	9/13/2013		0.800%	0.800%	2,000,000	2,000,000.00	4,800.00	2,010,500.00	10,500.00
153482	3133EAZ43	108	FFCB - BULLET	10/5/2012	9/25/2013		0.190%	0.190%	2,000,000	2,000,105.56	1,013.34	2,000,140.00	140.00
153483	3136G0C74	108	FNMA STEP UP	10/5/2012	9/27/2013		0.625%	0.625%	1,400,000	1,400,194.44	2,284.72	1,402,590.00	2,590.00
146291	31398A2M3	108	FNMA - BULLET	3/31/2011	9/30/2013		1.125%	1.125%	5,000,000	5,000,000.00	14,218.75	5,035,150.00	35,150.00
154402	313385MK9	108	FHLB D N	12/31/2012	10/1/2013		0.110%	0.110%	4,800,000	4,795,981.33	14.67	4,794,576.00	(1,420.00)
154053	313397MK4	108	FHLMC D N	11/28/2012	10/1/2013		0.170%	0.170%	5,000,000	4,992,751.39	802.78	4,994,350.00	795.83
154080	313397MK4	108	FHLMC D N	12/3/2012	10/1/2013		0.170%	0.170%	5,000,000	4,992,869.44	684.72	4,994,350.00	795.84
154188	313397MK4	108	FHLMC D N	12/12/2012	10/1/2013		0.150%	0.150%	30,000,000	29,963,375.00	2,500.00	29,966,100.00	225.00
154214	313397MK4	108	FHLMC D N	12/13/2012	10/1/2013		0.150%	0.150%	10,000,000	9,987,833.33	791.67	9,988,700.00	75.00
154173	313589MK6	108	FNMA D N	12/11/2012	10/1/2013		0.150%	0.150%	10,000,000	9,987,750.00	875.00	9,988,700.00	75.00
153391	313380VM6	108	FHLB - BULLET	10/1/2012	10/1/2013		0.210%	0.210%	25,000,000	25,000,000.00	13,125.00	25,005,500.00	5,500.00
154190	313385MM5	108	FHLB D N	12/12/2012	10/3/2013		0.150%	0.150%	2,990,000	2,986,324.79	249.17	2,986,591.40	17.44
152763	3133EAE46	108	FFCB - BULLET	8/3/2012	10/3/2013		0.230%	0.230%	5,000,000	5,000,000.00	2,811.11	5,001,900.00	1,900.00
143222	31398A4H2	108	FNMA C I	10/8/2010	10/8/2013	10/8/2013	1.125%	1.125%	3,000,000	3,000,000.00	7,781.25	3,021,720.00	21,720.00
153575	313313MV7	108	FFCB D N	10/15/2012	10/11/2013		0.190%	0.190%	1,000,000	998,094.72	411.67	998,830.00	323.61
154268	313313MV7	108	FFCB D N	12/18/2012	10/11/2013		0.160%	0.160%	5,000,000	4,993,400.00	311.11	4,994,150.00	438.89
154331	313313MV7	108	FFCB D N	12/24/2012	10/11/2013		0.155%	0.155%	5,000,000	4,993,735.42	172.22	4,994,150.00	242.36
143339	31398A4N9	108	FNMA C I	10/15/2010	10/15/2013	10/15/2013	1.000%	1.008%	3,000,000	2,999,750.92	6,333.33	3,014,580.00	14,829.08
149143	31331KF88	108	FFCB - BULLET	10/17/2011	10/17/2013		0.400%	0.400%	2,500,000	2,500,000.00	2,055.56	2,504,350.00	4,350.00
153668	3133EA5S3	108	FFCB - BULLET	10/22/2012	10/22/2013		0.200%	0.200%	1,000,000	1,000,000.00	383.33	1,000,160.00	160.00
154401	313313NN4	108	FFCB D N	12/31/2012	10/28/2013		0.150%	0.150%	5,000,000	4,993,729.17	20.83	4,993,800.00	50.00
149467	3137EACX5	108	FHLMC - BULLET	11/7/2011	10/30/2013		0.375%	0.380%	1,000,000	999,949.65	635.42	1,001,530.00	1,580.35

MIAMI-DADE COUNTY
REPORT WRITER
AS OF DATE: December 31 ,2012
SORTING ORDER: FUND ICC#

INVSMT NUMBER	CUSIP NUMBER	FUND NUMBER	DESCRIPTION	PURCHASE SET DATE	MATURITY DATE	CALL DATE	INTEREST RATE	YTM TRADING	SCHEDULED PAR VALUE	CURRENT BOOK VALUE	PERIOD-END INTEREST ACCRL	MARKET VALUE	UNREALIZED GAIN/LOSS
153793	313380YW1	108	FHLB STEP UP	10/31/2012	10/30/2013	1/30/2013	0.500%	0.500%	1,645,000	1,645,000.00	1,393.68	1,644,851.95	(148.05)
154189	313313PM4	108	FFCB D N	12/12/2012	11/20/2013		0.175%	0.175%	5,000,000	4,991,663.19	486.11	4,992,850.00	700.70
154096	3133EC3J1	108	FFCB - BULLE	12/4/2012	11/20/2013		0.200%	0.200%	2,100,000	2,100,163.33	478.33	2,100,378.00	378.00
154174	313385PP5	108	FHLB D N	12/11/2012	11/22/2013		0.175%	0.175%	2,632,000	2,627,573.12	268.68	2,628,209.92	368.12
149605	31331KW30	108	FFCB - BULLE	11/22/2011	11/22/2013		0.500%	0.500%	5,000,000	5,000,000.00	2,708.33	5,009,750.00	9,750.00
145115	31331JZ25	108	FFCB - BULLE	1/14/2011	11/26/2013		0.920%	1.080%	1,500,000	1,497,648.08	1,341.67	1,509,705.00	12,056.92
149964	3133762C8	108	FHLB - BULLE	12/13/2011	11/27/2013		0.375%	0.380%	2,000,000	1,999,898.18	708.33	2,003,520.00	3,621.82
153884	3136G06H9	108	FNMA STEP UP	11/27/2012	11/27/2013		0.500%	0.550%	3,000,000	2,998,500.00	1,416.67	3,000,900.00	2,400.00
153370	3133EAT32	108	FFCB - BULLE	9/27/2012	12/4/2013		0.230%	0.230%	2,000,000	2,000,000.00	345.00	2,000,920.00	920.00
153372	3133EAT32	108	FFCB - BULLE	9/27/2012	12/4/2013		0.230%	0.230%	2,000,000	2,000,000.00	345.00	2,000,920.00	920.00
153626	3133EAT32	108	FFCB - BULLE	10/18/2012	12/4/2013		0.230%	0.230%	1,000,000	1,000,000.00	172.50	1,000,460.00	460.00
152126	3133EASU3	108	FFCB - BULLE	6/6/2012	12/6/2013		0.300%	0.300%	1,000,000	1,000,000.00	208.33	1,001,110.00	1,110.00
149859	31331K2M1	108	FFCB - BULLE	12/9/2011	12/9/2013		0.400%	0.420%	2,000,000	1,999,603.63	488.89	2,004,120.00	4,516.37
154332	313385QT6	108	FHLB D N	12/24/2012	12/20/2013		0.160%	0.160%	5,000,000	4,991,977.78	177.78	4,992,200.00	44.44
154329	3136G1AA7	108	FNMA STEP UP	12/26/2012	12/26/2013		0.625%	0.625%	4,000,000	4,000,000.00	347.22	4,007,880.00	7,880.00
150059	313376MM4	108	FHLB - BULLE	12/30/2011	12/30/2013		0.400%	0.400%	3,000,000	3,000,000.00	33.33	3,006,540.00	6,540.00
152640	3136G0VC2	108	FNMA STEP UP	7/26/2012	1/26/2014	7/26/2013	0.625%	0.625%	5,000,000	5,000,000.00	13,454.86	5,012,750.00	12,750.00
150715	3133783D1	108	FHLB - BULLE	2/13/2012	2/12/2014		0.300%	0.320%	2,400,000	2,399,280.66	2,760.00	2,402,760.00	3,479.34
153147	313380GX9	108	FHLB - BULLE	8/31/2012	2/24/2014		0.280%	0.280%	2,000,000	2,000,108.89	1,975.56	2,001,800.00	1,800.00
145134	31331KAH3	108	FFCB - BULLE	1/19/2011	2/27/2014		1.125%	1.190%	3,500,000	3,496,670.96	13,562.50	3,537,170.00	40,499.04
139791	31331JGC1	108	FFCB - BULLE	3/5/2010	3/5/2014		2.125%	2.125%	20,000,000	20,000,000.00	136,944.44	20,441,000.00	441,000.00
151101	3136FTZ77	108	FNMA STEP UP	3/13/2012	3/13/2014	3/13/2013	1.000%	1.000%	3,000,000	3,000,000.00	9,000.00	3,004,410.00	4,410.00
143064	31398A3R1	108	FNMA C I	9/21/2010	3/21/2014	3/21/2014	1.350%	1.350%	5,000,000	5,000,000.00	18,750.00	5,057,700.00	57,700.00
150533	3134G3NS5	108	FHLMC - BULLE	2/6/2012	3/21/2014		0.300%	0.319%	2,900,000	2,899,183.20	2,416.67	2,904,582.00	5,398.80
151541	3136FT5S4	108	FNMA STEP UP	4/10/2012	3/28/2014	3/28/2013	1.000%	1.000%	3,425,000	3,425,000.00	8,847.92	3,424,212.25	(787.75)
151631	3133EALD8	108	FFCB C I	4/16/2012	4/16/2014	4/16/2013	0.410%	0.410%	1,500,000	1,500,000.00	1,281.25	1,501,260.00	1,260.00
151697	3133EALW6	108	FFCB - BULLE	4/23/2012	4/23/2014		0.300%	0.300%	3,000,000	3,000,000.00	1,700.00	3,003,000.00	3,000.00
146170	3134G2CL4	108	FHLMC - BULLE	4/1/2011	4/29/2014		1.350%	1.350%	2,000,000	2,000,000.00	4,650.00	2,029,740.00	29,740.00
154058	3133EC5T7	108	FFCB - BULLE	12/4/2012	6/4/2014		0.250%	0.250%	2,000,000	2,000,000.00	375.00	2,000,300.00	300.00
154397	3133EC5T7	108	FFCB - BULLE	12/31/2012	6/4/2014		0.250%	0.257%	5,000,000	5,000,437.50	937.50	5,000,750.00	1,250.00
154186	3136G16J3	108	FNMA STEP UP	12/27/2012	6/27/2014	12/27/2013	0.625%	0.625%	5,000,000	5,000,000.00	347.22	4,978,350.00	(21,650.00)
152307	3136G0NC1	108	FNMA STEP UP	6/28/2012	6/28/2014	6/28/2013	0.750%	0.780%	2,000,000	1,999,102.47	125.00	2,005,060.00	5,957.53
152143	313379SK6	108	FHLB - BULLE	6/18/2012	7/2/2014		0.400%	0.400%	1,300,000	1,300,000.00	2,585.56	1,302,912.00	2,912.00
152680	3136G0QY0	108	FNMA STEP UP	7/30/2012	7/25/2014	7/25/2013	0.750%	0.750%	3,000,000	3,000,312.50	9,750.00	3,011,400.00	11,400.00
149965	3134G2YJ5	108	FHLMC - BULLE	12/13/2011	9/19/2014		0.500%	0.600%	4,000,000	3,992,097.09	5,666.67	4,015,600.00	23,502.91
150100	3134G2YJ5	108	FHLMC - BULLE	12/22/2011	9/19/2014		0.500%	0.630%	3,405,000	3,396,255.16	4,823.76	3,418,279.50	22,024.34
153665	3136G0S69	108	FNMA STEP UP	10/30/2012	10/30/2014	10/30/2013	0.600%	0.600%	4,000,000	4,000,000.00	4,066.67	4,005,720.00	5,720.00
149503	31331KQ86	108	FFCB - BULLE	11/10/2011	1/10/2014		0.600%	0.600%	2,000,000	2,000,000.00	1,700.00	2,011,620.00	11,620.00
154164	3136G05Q0	108	FNMA STEP-UP	12/7/2012	11/27/2014	11/27/2013	0.700%	0.700%	5,150,000	5,151,001.39	3,404.72	5,154,171.50	4,171.50
154184	3133EC6U3	108	FFCB BULLE	12/12/2012	12/11/2014		0.280%	0.280%	2,000,000	2,000,015.56	311.12	1,999,440.00	(560.00)
154171	3136G07A3	108	FNMA STEP UP	12/13/2012	12/13/2014	12/13/2013	0.700%	0.700%	5,000,000	5,000,000.00	1,750.00	4,991,600.00	(8,400.00)
154187	3136G15A3	108	FNMA STEP UP	12/27/2012	12/27/2014	12/27/2013	0.650%	0.650%	5,000,000	5,000,000.00	361.11	4,983,950.00	(16,050.00)
154221	3136G16W4	108	FNMA STEP UP	12/27/2012	12/27/2014	12/27/2013	0.650%	0.650%	5,000,000	5,000,000.00	361.11	4,984,600.00	(15,400.00)
154379	3136G16Z7	108	FNMA STEP UP	12/27/2012	12/27/2014	12/27/2013	0.600%	0.625%	3,500,000	3,498,250.00	233.33	3,492,405.00	(5,845.00)
152309	3136G0PU9	108	FNMA STEP UP	7/10/2012	1/10/2015	7/10/2013	0.850%	0.870%	1,500,000	1,499,326.31	2,868.75	1,505,730.00	6,403.69
151265	3133EAHP6	108	FFCB - BULLE	3/16/2012	3/16/2015		0.520%	0.537%	1,000,000	999,584.47	1,516.67	1,004,200.00	4,615.53
151154	3136FT4B2	108	FNMA C I	3/27/2012	3/27/2015	3/27/2013	0.650%	0.658%	3,000,000	2,999,376.71	5,091.67	3,003,900.00	4,523.29
153661	3136G0Q79	108	FNMA STEP UP	10/25/2012	4/25/2015	10/25/2013	0.600%	0.600%	2,500,000	2,500,000.00	2,750.00	2,503,175.00	3,175.00
151915	3133EANJ3	108	FFCB - BULLE	5/14/2012	5/1/2015		0.500%	0.515%	2,200,000	2,199,185.88	1,833.33	2,207,854.00	8,668.12
154000	3136G04F5	108	FNMA STEP UP	11/21/2012	5/21/2015	11/21/2013	0.750%	0.750%	1,000,000	1,000,000.00	833.33	1,002,870.00	2,870.00
154296	3136G1A66	108	FNMA STEP UP	12/26/2012	6/26/2015	6/26/2013	0.700%	0.700%	5,000,000	5,000,000.00	486.11	5,006,500.00	6,500.00
150845	313378CN9	108	FHLB - BULLE	2/17/2012	8/17/2015		0.600%	0.600%	2,000,000	2,000,000.00	4,466.67	2,011,860.00	11,860.00
153303	3133EAZ68	108	FFCB - BULLE	9/25/2012	9/25/2015		0.400%	0.408%	2,000,000	1,999,500.00	2,133.33	2,000,120.00	620.00
149203	3136FPNV5	108	FNMA STEP UP	4/21/2011	10/21/2015		2.125%	2.125%	6,000,000	6,000,000.00	24,791.67	6,277,800.00	277,800.00
145973	31398A4M1	108	FNMA - BULLE	3/8/2011	10/26/2015		1.625%	2.221%	12,000,000	11,797,613.23	35,208.33	12,414,120.00	616,506.77
154172	3136G14Y2	108	FNMA STEP UP	12/27/2012	12/27/2015	12/27/2013	0.750%	0.750%	2,150,000	2,150,000.00	179.17	2,148,860.50	(1,139.50)

MIAMI-DADE COUNTY
REPORT WRITER
AS OF DATE: December 31 ,2012
SORTING ORDER: FUND ICC#

INVSMT NUMBER	CUSIP NUMBER	FUND NUMBER	DESCRIPTION	PURCHASE SET DATE	MATURITY DATE	CALL DATE	INTEREST RATE	YTM TRADING	SCHEDULED PAR VALUE	CURRENT BOOK VALUE	PERIOD-END INTEREST ACCRL	MARKET VALUE	UNREALIZED GAIN/LOSS
151141	3133EAFB9	108	FFCB - BULLET	3/7/2012	2/24/2016		0.720%	0.720%	3,000,000	3,000,000.00	7,620.00	3,024,900.00	24,900.00
152637	3133EAFZ8	108	FFCB C I	7/24/2012	3/23/2016	1/7/2013	0.625%	0.654%	2,500,000	2,497,496.64	4,253.46	2,500,100.00	2,603.36
152587	3133EAYQ5	108	FFCB C I	7/19/2012	7/19/2016	7/19/2013	0.710%	0.735%	2,500,000	2,497,500.00	7,987.50	2,505,275.00	7,775.00
153193	3133EAK98	108	FFCB C I	9/6/2012	2/15/2017	1/7/2013	0.850%	0.861%	3,100,000	3,099,987.08	9,954.44	3,100,217.00	1,767.00
150711	3136FTS59	108	FNMA C I	2/27/2012	2/27/2017	2/27/2015	1.000%	1.000%	2,000,000	2,000,000.00	6,888.89	2,021,660.00	21,660.00
151140	3136FTP52	108	FNMA C I	3/6/2012	2/28/2017	2/28/2013	1.100%	1.131%	2,500,000	2,496,612.64	9,395.83	2,503,975.00	7,362.36
150922	3135G0HW6	108	FNMA C I	3/8/2012	3/8/2017	3/8/2013	1.375%	1.375%	5,000,000	5,000,000.00	21,579.86	4,995,600.00	(4,400.00)
151137	3136FT2X6	108	FNMA C I	3/22/2012	3/22/2017	3/22/2013	1.300%	1.306%	2,000,000	1,999,460.79	7,150.00	2,005,580.00	6,119.21
153663	3136G0X89	108	FNMA C I	10/26/2012	4/26/2017	4/26/2013	0.750%	0.750%	3,000,000	3,000,000.00	4,062.50	3,000,450.00	450.00
153912	3133EAE38	108	FFCB C I	8/1/2012	5/1/2017	1/7/2013	0.820%	0.844%	3,000,000	2,996,876.99	4,100.00	2,997,000.00	123.01
151971	3133EAQN1	108	FFCB C I	5/17/2012	5/15/2017	5/15/2013	1.140%	1.140%	5,000,000	5,000,000.00	7,283.33	5,017,250.00	17,250.00
151921	3134G3VS6	108	FHLMC C I	5/30/2012	5/30/2017	5/30/2013	1.250%	1.250%	3,500,000	3,500,000.00	3,767.36	3,510,465.00	10,465.00
151922	3136G0JD4	108	FNMA C I	5/30/2012	5/30/2017	5/30/2014	1.120%	1.120%	1,500,000	1,500,000.00	1,446.67	1,513,905.00	13,905.00
152250	3133EAVA3	108	FFCB C I	6/20/2012	6/20/2017	6/20/2013	1.100%	1.100%	2,500,000	2,500,000.00	840.28	2,510,050.00	10,050.00
152643	3133EAKZ7	108	FFCB C I	7/24/2012	7/24/2017	7/24/2013	0.970%	0.985%	1,000,000	999,250.00	4,230.28	1,003,330.00	4,080.00
153190	3135G0NC3	108	FNMA C I	9/6/2012	8/14/2017	8/14/2013	1.000%	1.000%	4,900,000	4,902,994.44	18,647.22	4,917,297.00	17,297.00
108 Total									1,005,987,116	1,005,119,599.49	1,284,470.13	1,007,850,736.71	2,495,950.38
151198	WACHOVIA8	109	WACHOVIA INT BEARING	3/1/2012	1/1/2013		0.013%	0.013%	55	54.51	0.01	54.51	0.00
151812	313589AB9	109	FNMA D N	5/3/2012	1/2/2013		0.160%	0.160%	1,000,000	998,915.56	1,080.00	999,999.44	3.88
151958	313397AC5	109	FHLMC D N	5/16/2012	1/3/2013		0.175%	0.175%	1,500,000	1,498,308.33	1,677.09	1,499,998.33	12.91
153143	313397AC5	109	FHLMC D N	8/31/2012	1/3/2013		0.150%	0.150%	450,000	449,765.63	230.62	449,999.50	3.25
151740	313589AC7	109	FNMA D N	4/26/2012	1/3/2013		0.160%	0.160%	965,000	963,919.20	1,072.22	964,998.93	7.51
151676	313589AD5	109	FNMA D N	4/19/2012	1/4/2013		0.155%	0.155%	1,000,000	998,880.56	1,106.52	999,998.33	11.25
151656	313589AG8	109	FNMA D N	4/18/2012	1/7/2013		0.160%	0.160%	750,000	749,120.00	860.00	749,997.50	17.50
152282	313589AG8	109	FNMA D N	6/21/2012	1/7/2013		0.170%	0.170%	1,376,000	1,374,700.44	1,260.57	1,375,995.41	34.40
152325	313397AH4	109	FHLMC D N	6/26/2012	1/8/2013		0.150%	0.150%	2,000,000	1,998,366.67	1,575.00	1,999,992.22	50.55
151739	313589AH6	109	FNMA D N	4/26/2012	1/8/2013		0.160%	0.160%	1,000,000	998,857.78	1,111.11	999,996.11	27.22
139776	3137EACG2	109	FHLMC - BULLET	3/4/2010	1/9/2013		1.375%	1.461%	2,000,000	1,999,157.01	13,138.89	2,000,480.00	1,322.99
151228	9127955V9	109	TREASURY BILLS	3/8/2012	1/10/2013		0.155%	0.155%	1,200,000	1,198,408.67	1,544.83	1,199,988.00	34.50
150741	313313AP3	109	FFCB D N	2/8/2012	1/14/2013		0.170%	0.170%	515,000	514,170.71	797.67	514,996.28	27.90
152402	313397AP6	109	FHLMC D N	6/29/2012	1/14/2013		0.170%	0.170%	1,320,000	1,318,759.57	1,159.40	1,319,990.47	71.50
152623	313385AR7	109	FHLB D N	7/23/2012	1/16/2013		0.150%	0.150%	1,285,000	1,284,052.31	867.38	1,284,989.29	69.60
152764	9127957B1	109	TREASURY BILLS	8/3/2012	1/17/2013		0.120%	0.120%	5,000,000	4,997,216.67	2,516.66	4,999,950.00	216.67
152283	313397AS0	109	FHLMC D N	6/21/2012	1/17/2013		0.165%	0.165%	1,150,000	1,148,893.13	1,022.54	1,149,989.78	74.11
152769	313397AS0	109	FHLMC D N	8/3/2012	1/17/2013		0.150%	0.150%	3,675,000	3,672,442.81	2,312.19	3,674,967.33	212.33
152697	313385AT3	109	FHLB D N	7/30/2012	1/18/2013		0.155%	0.155%	1,000,000	999,259.44	667.37	999,990.56	63.75
152056	313397AX9	109	FHLMC D N	5/30/2012	1/22/2013		0.160%	0.160%	2,000,000	1,997,893.33	1,920.00	1,999,976.67	163.34
152729	313397AX9	109	FHLMC D N	8/1/2012	1/22/2013		0.165%	0.165%	2,728,000	2,725,824.42	1,913.01	2,727,968.17	230.74
152829	313385AY2	109	FHLB D N	8/8/2012	1/23/2013		0.148%	0.148%	800,000	799,447.47	480.17	799,990.22	62.58
152660	313589AY9	109	FNMA D N	7/26/2012	1/23/2013		0.160%	0.160%	1,400,000	1,398,873.78	989.33	1,399,982.89	119.78
154359	313385AZ9	109	FHLB D N	12/27/2012	1/24/2013		0.030%	0.030%	297,000	296,993.07	1.24	296,996.21	1.90
152691	313385BA3	109	FHLB D N	7/30/2012	1/25/2013		0.160%	0.160%	1,000,000	999,204.44	688.89	999,986.67	93.34
152745	313385BA3	109	FHLB D N	8/2/2012	1/25/2013		0.160%	0.160%	2,000,000	1,998,435.56	1,351.11	1,999,973.33	186.66
152770	313397BD2	109	FHLMC D N	8/3/2012	1/28/2013		0.150%	0.150%	2,858,000	2,855,880.32	1,798.16	2,857,957.13	278.65
152772	313397BD2	109	FHLMC D N	8/3/2012	1/28/2013		0.155%	0.155%	900,000	899,310.25	585.13	899,986.50	91.12
152767	313589BF9	109	FNMA D N	8/3/2012	1/30/2013		0.150%	0.150%	20,000,000	19,985,000.00	12,583.33	19,999,677.78	2,094.45
152771	313589BF9	109	FNMA D N	8/3/2012	1/30/2013		0.145%	0.145%	1,949,000	1,947,586.98	1,185.37	1,948,968.60	196.25
152754	9127957D7	109	TREASURY BILLS	8/3/2012	1/31/2013		0.135%	0.135%	20,000,000	19,986,425.00	11,325.00	19,999,600.00	1,850.00
152777	9127957D7	109	TREASURY BILLS	8/6/2012	1/31/2013		0.133%	0.133%	25,000,000	24,983,559.72	13,669.45	24,999,500.00	2,270.83
154335	313385BH8	109	FHLB D N	12/24/2012	2/1/2013		0.080%	0.080%	2,000,000	1,999,826.67	35.55	1,999,965.56	103.34
151930	313397BH3	109	FHLMC D N	5/14/2012	2/1/2013		0.180%	0.180%	1,000,000	998,685.00	1,160.00	999,982.78	137.78
151677	313385BL9	109	FHLB D N	4/19/2012	2/4/2013		0.165%	0.165%	911,000	909,784.95	1,073.09	910,982.79	124.75
153134	313385BL9	109	FHLB D N	8/31/2012	2/4/2013		0.150%	0.150%	2,000,000	1,998,691.67	1,025.00	1,999,962.22	245.55
152836	313589BN2	109	FNMA D N	8/9/2012	2/6/2013		0.160%	0.160%	1,665,000	1,665,658.99	1,074.29	1,666,966.66	233.38
150504	313376ZL2	109	FHLB - BULLET	2/6/2012	2/6/2013		0.170%	0.170%	2,000,000	2,000,000.00	1,369.44	2,000,100.00	100.00
151996	9127955Z0	109	TREASURY BILLS	5/21/2012	2/7/2013		0.155%	0.155%	1,100,000	1,098,759.14	1,065.62	1,099,967.00	142.24

MIAMI-DADE COUNTY
REPORT WRITER
AS OF DATE: December 31 ,2012
SORTING ORDER: FUND ICC#

INVSMT NUMBER	CUSIP NUMBER	FUND NUMBER	DESCRIPTION	PURCHASE SET DATE	MATURITY DATE	CALL DATE	INTEREST RATE	YTM TRADING	SCHEDULED PAR VALUE	CURRENT BOOK VALUE	PERIOD-END INTEREST ACCRL	MARKET VALUE	UNREALIZED GAIN/LOSS
152322	9127955Z0	109	TREASURY BILLS	6/26/2012	2/7/2013		0.153%	0.153%	3,000,000	2,997,118.50	2,409.75	2,999,910.00	381.75
153161	9127955Z0	109	TREASURY BILLS	8/6/2012	2/7/2013		0.130%	0.130%	20,000,000	19,986,638.89	10,688.89	19,999,400.00	2,072.22
151778	313385BT2	109	FHLB D N	5/1/2012	2/11/2013		0.175%	0.175%	1,000,000	998,609.72	1,190.97	999,977.22	176.53
153054	313397BT7	109	FHLMC D N	8/28/2012	2/11/2013		0.160%	0.160%	1,600,000	1,598,812.44	896.00	1,599,963.56	255.12
153234	313397BT7	109	FHLMC D N	9/11/2012	2/11/2013		0.160%	0.160%	400,000	399,728.00	199.11	399,990.89	63.78
153631	313397BT7	109	FHLMC D N	10/18/2012	2/11/2013		0.150%	0.150%	100,000	99,951.67	31.25	99,997.72	14.80
152974	313589BV4	109	FNMA D N	8/21/2012	2/13/2013		0.160%	0.160%	1,605,000	1,603,744.53	948.74	1,604,961.66	268.39
153802	9127957F2	109	TREASURY BILLS	11/2/2012	2/14/2013		0.105%	0.105%	1,000,000	999,696.67	175.00	999,960.00	88.33
150972	313397BW0	109	FHLMC D N	2/23/2012	2/14/2013		0.180%	0.180%	335,000	334,402.03	524.27	334,991.81	65.51
152975	313589BW2	109	FNMA D N	8/21/2012	2/14/2013		0.170%	0.170%	1,100,000	1,099,080.58	690.86	1,099,973.11	201.67
152976	313589BW2	109	FNMA D N	8/21/2012	2/14/2013		0.155%	0.155%	900,000	899,314.13	515.37	899,978.00	148.50
152991	313589BW2	109	FNMA D N	8/22/2012	2/14/2013		0.170%	0.170%	730,000	729,393.29	455.03	729,982.16	133.84
153726	313397CB5	109	FHLMC D N	10/25/2012	2/19/2013		0.155%	0.155%	500,000	499,748.13	146.39	499,986.39	91.87
145184	31331KAE0	109	FFCB - BULLET	1/21/2011	2/19/2013		0.750%	0.750%	3,400,000	3,400,000.00	9,350.00	3,402,788.00	2,788.00
152990	313385CC8	109	FHLB D N	8/22/2012	2/20/2013		0.165%	0.165%	1,000,000	999,165.83	605.00	999,972.22	201.39
153128	313589CC5	109	FNMA D N	8/31/2012	2/20/2013		0.150%	0.150%	5,000,000	4,996,395.83	2,562.50	4,999,861.11	902.78
153035	313385CD6	109	FHLB D N	8/24/2012	2/21/2013		0.150%	0.150%	500,000	499,622.92	270.83	499,985.83	92.08
153053	313385CE4	109	FHLB D N	8/28/2012	2/22/2013		0.155%	0.155%	1,800,000	1,798,620.50	976.50	1,799,948.00	351.00
153052	313397CH2	109	FHLMC D N	8/28/2012	2/25/2013		0.160%	0.160%	2,572,000	2,569,930.97	1,440.32	2,571,921.41	550.12
153770	313397CH2	109	FHLMC D N	10/31/2012	2/25/2013		0.150%	0.150%	950,000	949,536.88	245.41	949,970.97	188.68
153055	313397CJ8	109	FHLMC D N	8/28/2012	2/26/2013		0.155%	0.155%	1,300,000	1,298,981.31	705.25	1,299,959.56	273.00
153233	313589CK7	109	FNMA D N	9/11/2012	2/27/2013		0.160%	0.160%	500,000	499,624.44	248.89	499,984.17	110.84
151333	313397CM1	109	FHLMC D N	3/20/2012	3/1/2013		0.160%	0.160%	3,500,000	3,494,617.77	4,464.45	3,499,885.28	803.06
152058	313385CQ7	109	FHLB D N	5/30/2012	3/4/2013		0.150%	0.150%	1,300,000	1,298,494.17	1,170.00	1,299,910.44	246.27
151790	313313CR7	109	FFCB D N	5/2/2012	3/5/2013		0.180%	0.180%	1,000,000	998,465.00	1,220.00	999,930.00	245.00
151884	313313CR7	109	FFCB D N	5/9/2012	3/5/2013		0.180%	0.180%	2,500,000	2,496,250.00	2,962.50	2,499,825.00	612.50
152989	313397CR0	109	FHLMC D N	8/22/2012	3/5/2013		0.165%	0.165%	1,500,000	1,498,659.38	907.50	1,499,895.00	328.12
153141	313397CR0	109	FHLMC D N	8/31/2012	3/5/2013		0.155%	0.155%	700,000	699,439.42	370.71	699,951.00	140.87
153725	313397CR0	109	FHLMC D N	10/25/2012	3/5/2013		0.160%	0.160%	645,000	644,624.47	194.93	644,954.85	135.45
153672	313589CS0	109	FNMA D N	10/22/2012	3/6/2013		0.160%	0.160%	700,000	699,580.00	220.89	699,950.22	149.33
153727	313589CS0	109	FNMA D N	10/25/2012	3/6/2013		0.150%	0.150%	475,000	474,738.75	134.58	474,966.22	92.89
153771	313589CS0	109	FNMA D N	10/31/2012	3/6/2013		0.160%	0.160%	700,000	699,608.00	192.89	699,950.22	149.33
151995	9127956E6	109	TREASURY BILLS	5/21/2012	3/7/2013		0.173%	0.173%	1,500,000	1,497,909.58	1,621.88	1,499,910.00	378.54
152765	9127956E6	109	TREASURY BILLS	8/3/2012	3/7/2013		0.131%	0.131%	5,000,000	4,996,070.00	2,747.36	4,999,700.00	882.64
152326	313385CU8	109	FHLB D N	6/26/2012	3/8/2013		0.185%	0.185%	1,950,000	1,947,444.69	1,893.94	1,949,857.00	518.37
152253	313313CX4	109	FFCB D N	6/19/2012	3/11/2013		0.170%	0.170%	1,000,000	998,748.61	925.56	999,923.33	249.16
153070	313589CZ4	109	FNMA D N	8/29/2012	3/13/2013		0.160%	0.160%	1,590,000	1,588,614.93	883.34	1,589,874.57	376.30
153118	313589CZ4	109	FNMA D N	8/31/2012	3/13/2013		0.160%	0.160%	1,500,000	1,498,706.67	820.00	1,499,881.67	355.00
152297	313385DB9	109	FHLB D N	6/22/2012	3/15/2013		0.185%	0.185%	2,250,000	2,246,924.38	2,231.56	2,249,817.50	661.56
152970	313397DB4	109	FHLMC D N	8/21/2012	3/15/2013		0.165%	0.165%	3,500,000	3,496,695.42	2,133.54	3,499,716.11	887.15
152300	313385DE3	109	FHLB D N	6/22/2012	3/18/2013		0.185%	0.185%	750,000	748,963.23	743.85	749,936.67	229.59
152301	313385DF0	109	FHLB D N	6/22/2012	3/19/2013		0.185%	0.185%	750,000	748,959.38	743.85	749,935.83	232.60
153163	313397DF5	109	FHLMC D N	9/5/2012	3/19/2013		0.170%	0.170%	300,000	299,723.75	167.17	299,974.33	83.41
152690	313385DG8	109	FHLB D N	7/30/2012	3/20/2013		0.170%	0.170%	2,000,000	1,997,799.44	1,463.89	1,999,826.67	563.34
153718	313385DG8	109	FHLB D N	10/24/2012	3/20/2013		0.160%	0.160%	100,000	99,934.67	30.67	99,991.33	25.99
153717	313589DG5	109	FNMA D N	10/24/2012	3/20/2013		0.170%	0.170%	110,000	109,923.64	35.84	109,990.47	30.99
153671	313385DJ2	109	FHLB D N	10/22/2012	3/22/2013		0.160%	0.160%	900,000	899,396.00	284.00	899,920.00	240.00
153715	313385DJ2	109	FHLB D N	10/24/2012	3/22/2013		0.155%	0.155%	492,000	491,684.37	146.16	491,956.27	125.74
153796	313397DM0	109	FHLMC D N	11/2/2012	3/25/2013		0.155%	0.155%	2,500,000	2,498,460.76	645.83	2,499,769.44	662.85
134044	31331GRG6	109	FFCB - BULLET	3/26/2009	3/26/2013		2.500%	2.511%	10,000,000	9,999,507.19	65,972.22	10,055,500.00	55,992.81
152826	313397DP3	109	FHLMC D N	8/8/2012	3/27/2013		0.150%	0.150%	2,000,000	1,998,075.00	1,216.67	1,999,811.11	519.44
153366	912795Z61	109	TREASURY BILLS	9/27/2012	3/28/2013		0.138%	0.138%	6,500,000	6,495,481.60	2,383.33	6,499,480.00	1,615.07
151885	313385DU7	109	FHLB D N	5/9/2012	4/1/2013		0.180%	0.180%	1,433,000	1,430,657.05	1,698.10	1,432,785.05	429.90
153721	313385DU7	109	FHLB D N	10/25/2012	4/1/2013		0.160%	0.160%	1,758,000	1,756,765.49	531.31	1,757,736.30	439.50
151762	313397DU2	109	FHLMC D N	4/30/2012	4/1/2013		0.185%	0.185%	912,000	910,425.28	1,152.92	911,863.20	285.00
153729	313397DU2	109	FHLMC D N	10/25/2012	4/1/2013		0.160%	0.160%	204,000	203,856.75	61.65	203,969.40	51.00

MIAMI-DADE COUNTY
REPORT WRITER
AS OF DATE: December 31 ,2012
SORTING ORDER: FUND ICC#

INVSMT NUMBER	CUSIP NUMBER	FUND NUMBER	DESCRIPTION	PURCHASE SET DATE	MATURITY DATE	CALL DATE	INTEREST RATE	YTM TRADING	SCHEDULED PAR VALUE	CURRENT BOOK VALUE	PERIOD-END INTEREST ACCRL	MARKET VALUE	UNREALIZED GAIN/LOSS
152827	313385DV5	109	FHLB D N	8/8/2012	4/2/2013		0.175%	0.175%	2,000,000	1,997,695.83	1,419.45	1,999,696.67	581.39
152189	313397DW8	109	FHLMC D N	6/13/2012	4/3/2013		0.177%	0.177%	2,000,000	1,997,109.00	1,986.33	1,999,693.33	598.00
152285	313397DW8	109	FHLMC D N	6/21/2012	4/3/2013		0.190%	0.190%	900,000	898,641.50	921.50	899,862.00	299.00
153121	313397DW8	109	FHLMC D N	8/30/2012	4/3/2013		0.160%	0.160%	125,000	124,880.00	68.89	124,980.83	31.94
152403	9127956F3	109	TREASURY BILLS	6/29/2012	4/4/2013		0.174%	0.174%	1,220,000	1,218,354.83	1,096.78	1,219,804.80	353.19
152756	9127956F3	109	TREASURY BILLS	8/3/2012	4/4/2013		0.140%	0.140%	10,000,000	9,990,511.11	5,872.22	9,998,400.00	2,016.67
153681	313385DY9	109	FHLB D N	10/23/2012	4/5/2013		0.170%	0.170%	520,000	519,597.29	171.89	519,918.53	149.35
153728	313385DY9	109	FHLB D N	10/25/2012	4/5/2013		0.160%	0.160%	300,000	299,784.00	90.67	299,953.00	78.33
134872	31331GVD8	109	FFCB - BULLET	5/8/2009	4/8/2013		2.200%	2.251%	5,000,000	4,998,798.39	25,361.11	5,027,700.00	28,901.61
152057	313397ED9	109	FHLMC D N	5/30/2012	4/10/2013		0.195%	0.195%	1,600,000	1,597,270.00	1,872.00	1,599,736.00	594.00
153614	912795Z95	109	TREASURY BILLS	10/18/2012	4/11/2013		0.145%	0.145%	1,000,000	999,295.14	302.08	999,820.00	222.78
153682	313385EF9	109	FHLB D N	10/22/2012	4/12/2013		0.170%	0.170%	1,200,000	1,199,025.33	402.33	1,199,798.00	370.34
153723	313385EF9	109	FHLB D N	10/25/2012	4/12/2013		0.160%	0.160%	1,000,000	999,248.89	302.22	999,831.67	280.56
153869	313385EF9	109	FHLB D N	11/13/2012	4/12/2013		0.155%	0.155%	2,000,000	1,998,708.33	421.95	1,999,663.33	533.05
153598	313397EJ6	109	FHLMC D N	10/17/2012	4/15/2013		0.165%	0.165%	716,000	715,409.30	249.41	715,875.89	217.18
153722	313397EJ6	109	FHLMC D N	10/25/2012	4/15/2013		0.160%	0.160%	1,286,000	1,285,016.92	388.66	1,285,779.09	371.51
153799	313397EJ6	109	FHLMC D N	11/2/2012	4/15/2013		0.160%	0.160%	1,747,000	1,745,726.63	465.87	1,746,697.19	504.69
153596	313385EL6	109	FHLB D N	10/17/2012	4/17/2013		0.165%	0.165%	1,300,000	1,298,915.58	452.83	1,299,770.33	401.92
153700	313385EL6	109	FHLB D N	10/23/2012	4/17/2013		0.160%	0.160%	2,554,000	2,552,002.20	794.58	2,553,548.79	752.01
153702	313589EL3	109	FNMA D N	10/23/2012	4/17/2013		0.180%	0.180%	133,000	132,882.96	46.55	132,976.50	46.99
153597	313313EM6	109	FFCB D N	10/17/2012	4/18/2013		0.160%	0.160%	1,100,000	1,099,105.33	371.56	1,099,803.83	326.94
153701	313385EN2	109	FHLB D N	10/23/2012	4/19/2013		0.160%	0.160%	1,500,000	1,498,813.33	466.67	1,499,730.00	450.00
153798	313385EN2	109	FHLB D N	11/2/2012	4/19/2013		0.160%	0.160%	1,993,000	1,991,511.89	531.47	1,992,641.26	597.90
153670	313397ER8	109	FHLMC D N	10/22/2012	4/22/2013		0.170%	0.170%	1,485,000	1,483,723.73	497.89	1,484,725.28	503.66
151795	313397ES6	109	FHLMC D N	5/2/2012	4/23/2013		0.200%	0.200%	223,000	222,558.96	302.29	222,958.37	97.12
152013	313397ES6	109	FHLMC D N	5/23/2012	4/23/2013		0.200%	0.200%	1,500,000	1,497,208.33	1,858.34	1,499,720.00	653.33
153772	313397ES6	109	FHLMC D N	10/31/2012	4/23/2013		0.170%	0.170%	350,000	349,712.42	102.47	349,934.67	119.78
151974	313385ET9	109	FHLB D N	5/17/2012	4/24/2013		0.210%	0.210%	100,000	99,800.50	133.58	99,981.17	47.09
153720	313385ET9	109	FHLB D N	10/25/2012	4/24/2013		0.165%	0.165%	2,000,000	1,998,340.83	623.33	1,999,623.33	659.17
153724	313385ET9	109	FHLB D N	10/25/2012	4/24/2013		0.163%	0.163%	900,000	899,264.69	276.25	899,830.50	289.56
153703	912796AB5	109	TREASURY BILLS	10/25/2012	4/25/2013		0.146%	0.146%	2,500,000	2,498,154.72	689.45	2,499,400.00	555.83
153797	313385EV4	109	FHLB D N	11/2/2012	4/26/2013		0.160%	0.160%	2,000,000	1,998,444.44	533.33	1,999,616.67	638.90
153768	313397EY3	109	FHLMC D N	10/31/2012	4/29/2013		0.167%	0.167%	1,000,000	999,165.00	287.61	999,803.33	350.72
153859	313397EY3	109	FHLMC D N	11/9/2012	4/29/2013		0.165%	0.165%	1,474,000	1,472,844.75	358.06	1,473,710.11	507.30
153113	313589FA6	109	FNMA D N	8/30/2012	5/1/2013		0.150%	0.150%	2,000,000	1,997,966.67	1,033.33	1,999,400.00	400.00
152759	9127956L0	109	TREASURY BILLS	8/3/2012	5/2/2013		0.150%	0.150%	9,000,000	8,989,800.00	5,662.50	8,997,480.00	2,017.50
153860	313385FB7	109	FHLB D N	11/9/2012	5/2/2013		0.170%	0.170%	500,000	499,589.17	125.14	499,848.75	134.44
153363	313385FC5	109	FHLB D N	9/26/2012	5/3/2013		0.165%	0.165%	3,000,000	2,996,988.75	1,333.75	2,999,085.00	762.50
152972	313385FF8	109	FHLB D N	8/21/2012	5/6/2013		0.180%	0.180%	2,500,000	2,496,775.00	1,662.50	2,499,218.75	781.25
149494	313376C86	109	FHLB - BULLET	11/9/2011	5/7/2013		0.300%	0.310%	2,000,000	1,999,900.92	900.00	2,001,260.00	1,359.08
140486	31398AJ94	109	FNMA - BULLET	4/15/2010	5/7/2013		1.750%	1.780%	5,000,000	4,999,283.55	13,125.00	5,027,400.00	28,116.45
153806	3136G03B5	109	FNMA STEP UP	11/7/2012	5/7/2013		0.600%	0.851%	4,000,000	3,995,000.00	3,600.00	4,005,680.00	10,680.00
153871	313589FH1	109	FNMA D N	11/13/2012	5/8/2013		0.165%	0.165%	2,000,000	1,998,386.66	449.17	1,999,365.00	529.17
153856	313385FK7	109	FHLB D N	11/9/2012	5/10/2013		0.170%	0.170%	3,000,000	2,997,421.67	750.83	2,999,032.50	860.00
153868	313397FN6	109	FHLMC D N	11/13/2012	5/13/2013		0.167%	0.167%	3,000,000	2,997,481.08	681.92	2,999,010.00	847.00
152114	3133EAQJ0	109	FFCB - BULLET	6/5/2012	5/14/2013		0.200%	0.212%	2,000,000	1,999,877.20	522.22	2,000,580.00	702.80
153889	313385FQ4	109	FHLB D N	11/14/2012	5/15/2013		0.165%	0.165%	3,000,000	2,997,497.50	660.00	2,998,995.00	837.50
153931	313385FQ4	109	FHLB D N	11/15/2012	5/15/2013		0.165%	0.165%	750,000	749,377.81	161.56	749,748.75	209.38
153870	313385FS0	109	FHLB D N	11/13/2012	5/17/2013		0.130%	0.130%	2,000,000	1,998,663.89	353.89	1,999,320.00	302.22
153093	313589FV0	109	FNMA D N	8/30/2012	5/20/2013		0.160%	0.160%	2,000,000	1,997,662.22	1,102.22	1,999,305.00	540.56
152053	313385FW1	109	FHLB D N	5/30/2012	5/21/2013		0.210%	0.210%	2,395,000	2,390,026.38	3,017.70	2,394,161.75	1,117.67
152988	313385FW1	109	FHLB D N	8/22/2012	5/21/2013		0.180%	0.180%	2,500,000	2,496,600.00	1,650.00	2,499,125.00	875.00
153985	313385FX9	109	FHLB D N	11/21/2012	5/22/2013		0.160%	0.160%	2,000,000	1,998,382.22	364.44	1,999,295.00	548.34
153745	313397FY2	109	FHLMC D N	10/29/2012	5/23/2013		0.180%	0.180%	1,000,000	998,970.00	320.00	999,645.00	355.00
153162	313589FY4	109	FNMA D N	9/5/2012	5/23/2013		0.175%	0.175%	750,000	749,052.08	430.21	749,733.75	251.46
153719	313313FZ6	109	FFCB D N	10/24/2012	5/24/2013		0.170%	0.170%	998,000	997,000.89	325.18	997,643.22	317.15

MIAMI-DADE COUNTY
REPORT WRITER
AS OF DATE: December 31 ,2012
SORTING ORDER: FUND ICC#

INVSMT NUMBER	CUSIP NUMBER	FUND NUMBER	DESCRIPTION	PURCHASE SET DATE	MATURITY DATE	CALL DATE	INTEREST RATE	YTM TRADING	SCHEDULED PAR VALUE	CURRENT BOOK VALUE	PERIOD-END INTEREST ACCRL	MARKET VALUE	UNREALIZED GAIN/LOSS
149792	31331K2J8	109	FFCB - BULLET	12/6/2011	5/24/2013		0.250%	0.250%	5,000,000	5,000,000.00	1,284.72	5,002,550.00	2,550.00
149963	31331K2J8	109	FFCB - BULLET	12/12/2011	5/24/2013		0.250%	0.267%	3,600,000	3,599,693.76	925.00	3,601,836.00	2,142.24
154192	313397GD7	109	FHLMC D N	12/12/2012	5/28/2013		0.150%	0.150%	1,227,000	1,226,146.21	102.25	1,226,549.08	300.62
152760	9127956R7	109	TREASURY BILLS	8/3/2012	5/30/2013		0.155%	0.155%	8,000,000	7,989,666.67	5,201.11	7,996,640.00	1,772.22
152746	313397GG0	109	FHLMC D N	8/2/2012	5/31/2013		0.170%	0.170%	10,000,000	9,985,738.89	7,177.78	9,995,833.33	2,916.66
152835	313589GK3	109	FNMA D N	8/9/2012	6/3/2013		0.160%	0.160%	2,000,000	1,997,351.11	1,288.89	1,999,150.00	510.00
152040	3133EASH2	109	FFCB - BULLET	6/4/2012	6/4/2013		0.220%	0.233%	2,000,000	1,999,871.07	330.00	2,000,820.00	948.93
154323	313397GM7	109	FHLMC D N	12/21/2012	6/5/2013		0.140%	0.140%	300,000	299,806.33	12.83	299,870.83	51.67
153136	313589GM9	109	FNMA D N	8/31/2012	6/5/2013		0.170%	0.170%	2,000,000	1,997,374.44	1,161.67	1,999,138.89	602.78
153853	313397GT2	109	FHLMC D N	11/9/2012	6/11/2013		0.170%	0.170%	5,000,000	4,994,947.22	1,251.39	4,997,763.89	1,565.28
154191	313385GU4	109	FHLB D N	12/12/2012	6/12/2013		0.150%	0.150%	2,000,000	1,998,483.33	166.67	1,999,100.00	450.00
152281	313385GW0	109	FHLB D N	6/21/2012	6/14/2013		0.200%	0.200%	1,763,000	1,759,493.59	1,900.12	1,762,196.86	803.15
152260	3136G0LQ2	109	FNMA STEP UP	6/22/2012	6/14/2013		0.750%	0.801%	4,000,000	3,998,985.99	1,416.67	4,012,080.00	13,094.01
153930	313397GZ8	109	FHLMC D N	11/15/2012	6/17/2013		0.170%	0.170%	2,000,000	1,997,978.89	443.89	1,999,072.22	649.44
154299	313385HB5	109	FHLB D N	12/20/2012	6/19/2013		0.120%	0.120%	1,200,000	1,199,276.00	48.00	1,199,436.67	112.67
152730	313385HC3	109	FHLB D N	8/1/2012	6/20/2013		0.210%	0.210%	150,000	149,717.38	133.87	149,929.17	77.92
154321	313385HD1	109	FHLB D N	12/21/2012	6/21/2013		0.135%	0.135%	500,000	499,658.75	20.63	499,762.50	83.12
147201	3133745V8	109	FHLB - BULLET	6/21/2011	6/21/2013		0.500%	0.500%	2,000,000	2,000,000.00	277.78	2,003,380.00	3,380.00
153795	313313HG6	109	FFCB D N	11/2/2012	6/24/2013		0.170%	0.170%	3,000,000	2,996,685.00	850.00	2,998,550.00	1,015.00
153803	313313HG6	109	FFCB D N	11/2/2012	6/24/2013		0.170%	0.170%	1,000,000	998,895.00	283.33	999,516.67	338.34
152761	9127956W6	109	TREASURY BILLS	8/3/2012	6/27/2013		0.155%	0.155%	8,000,000	7,988,702.22	5,201.11	7,995,680.00	1,776.67
152973	9127956W6	109	TREASURY BILLS	8/21/2012	6/27/2013		0.175%	0.175%	2,000,000	1,996,986.11	1,293.06	1,998,920.00	640.83
153231	313385HL3	109	FHLB D N	9/11/2012	6/28/2013		0.165%	0.165%	1,200,000	1,198,405.00	616.00	1,199,406.67	385.67
152262	3136G0PK1	109	FNMA STEP UP	6/28/2012	6/28/2013		0.750%	0.750%	2,000,000	2,000,000.00	125.00	2,007,220.00	7,220.00
152370	3136G0NZ0	109	FNMA STEP UP	6/28/2012	6/28/2013		0.500%	0.500%	2,000,000	2,000,000.00	83.33	2,004,580.00	4,580.00
153087	313589HP1	109	FNMA D N	8/30/2012	7/1/2013		0.170%	0.170%	2,000,000	1,997,119.44	1,171.11	1,998,893.89	603.34
152747	313397HQ7	109	FHLMC D N	8/2/2012	7/2/2013		0.180%	0.180%	8,500,000	8,485,805.00	6,460.00	8,495,273.06	3,008.06
153769	313385HR0	109	FHLB D N	10/31/2012	7/3/2013		0.170%	0.170%	1,000,000	998,843.06	292.78	999,440.83	304.99
152725	313397HW4	109	FHLMC D N	8/1/2012	7/8/2013		0.170%	0.170%	5,000,000	4,991,948.61	3,612.50	4,997,127.78	1,566.67
152748	313397HW4	109	FHLMC D N	8/2/2012	7/8/2013		0.165%	0.165%	10,525,000	10,508,598.54	7,332.42	10,518,953.97	3,023.01
152830	313385JD9	109	FHLB D N	8/8/2012	7/15/2013		0.175%	0.175%	396,000	395,343.58	281.05	395,764.05	139.42
152641	3136G0SH5	109	FNMA STEP UP	7/24/2012	7/17/2013		0.500%	0.500%	2,000,000	2,000,194.44	4,555.55	2,002,960.00	2,960.00
153831	313313JG4	109	FFCB D N	11/7/2012	7/18/2013		0.170%	0.170%	4,000,000	3,995,221.11	1,038.89	3,997,360.00	1,100.00
153129	313397JM4	109	FHLMC D N	8/31/2012	7/23/2013		0.170%	0.170%	5,000,000	4,992,302.78	2,904.17	4,996,898.61	1,691.66
153137	313397JM4	109	FHLMC D N	8/31/2012	7/23/2013		0.170%	0.170%	2,000,000	1,996,921.11	1,161.67	1,998,759.44	676.66
154136	313397JN2	109	FHLMC D N	12/6/2012	7/24/2013		0.160%	0.160%	2,300,000	2,297,648.89	265.78	2,298,566.33	651.66
152727	9127957A3	109	TREASURY BILLS	8/1/2012	7/25/2013		0.153%	0.153%	5,000,000	4,992,392.50	3,251.25	4,996,450.00	806.25
152779	9127957A3	109	TREASURY BILLS	8/6/2012	7/25/2013		0.158%	0.158%	10,000,000	9,984,507.22	6,495.56	9,992,900.00	1,897.22
152538	3136G0SN2	109	FNMA STEP UP	7/25/2012	7/25/2013		0.500%	0.500%	2,000,000	2,000,000.00	4,333.33	2,003,800.00	3,800.00
152622	3136G0SF9	109	FNMA STEP UP	7/25/2012	7/25/2013		0.500%	0.500%	2,000,000	2,000,000.00	4,333.33	2,004,080.00	4,080.00
152733	3136G0SN2	109	FNMA STEP UP	8/2/2012	7/25/2013		0.500%	0.500%	5,000,000	5,000,486.11	10,833.33	5,009,500.00	9,500.00
152866	3136G0SN2	109	FNMA STEP UP	8/13/2012	7/25/2013		0.500%	0.500%	4,000,000	4,001,000.00	8,666.67	4,007,600.00	7,600.00
153084	313313JT6	109	FFCB D N	8/29/2012	7/29/2013		0.180%	0.180%	5,000,000	4,991,650.00	3,125.00	4,996,516.67	1,741.67
150403	313376VB8	109	FHLB - BULLET	2/3/2012	7/30/2013		0.250%	0.273%	3,000,000	2,999,316.24	3,145.83	3,001,260.00	1,943.76
152828	313385JW7	109	FHLB D N	8/8/2012	8/1/2013		0.160%	0.160%	2,000,000	1,996,817.78	1,297.78	1,998,704.44	588.88
153085	313589JW4	109	FNMA D N	8/30/2012	8/1/2013		0.180%	0.180%	4,000,000	3,993,280.00	2,480.00	3,997,408.89	1,648.89
153833	313589JW4	109	FNMA D N	11/7/2012	8/1/2013		0.200%	0.200%	75,000	74,888.75	22.92	74,951.42	39.75
153003	3133EAZZ4	109	FFCB - BULLET	8/23/2012	8/1/2013		0.210%	0.210%	3,000,000	3,000,472.50	2,712.50	3,000,510.00	510.00
152734	3136G0TY7	109	FNMA STEP UP	8/7/2012	8/7/2013		0.500%	0.525%	5,000,000	4,998,750.00	10,000.00	5,008,350.00	9,600.00
154114	313397KJ9	109	FHLMC D N	12/4/2012	8/13/2013		0.170%	0.170%	3,000,000	2,996,430.00	396.67	2,997,946.67	1,120.00
153832	313397KK6	109	FHLMC D N	11/7/2012	8/14/2013		0.170%	0.170%	500,000	499,338.89	129.86	499,656.25	187.50
152869	3136G0VA6	109	FNMA STEP UP	8/14/2012	8/14/2013		0.625%	0.751%	2,900,000	2,896,375.00	6,897.57	2,906,351.00	9,976.00
154104	313397KL4	109	FHLMC D N	12/4/2012	8/15/2013		0.170%	0.170%	1,500,000	1,498,200.83	198.33	1,498,964.17	565.01
153801	313397KM2	109	FHLMC D N	11/2/2012	8/16/2013		0.175%	0.175%	1,185,000	1,183,346.76	345.63	1,184,178.07	485.68
152870	3136G0UA7	109	FNMA STEP UP	8/16/2012	8/16/2013		0.500%	0.560%	10,000,000	9,994,000.00	18,750.00	10,021,600.00	27,600.00
152950	3136G0UA7	109	FNMA STEP UP	8/20/2012	8/16/2013		0.500%	0.602%	5,250,000	5,245,041.67	9,843.75	5,261,340.00	16,590.00

MIAMI-DADE COUNTY
REPORT WRITER
AS OF DATE: December 31 ,2012
SORTING ORDER: FUND ICC#

INVSMT NUMBER	CUSIP NUMBER	FUND NUMBER	DESCRIPTION	PURCHASE SET DATE	MATURITY DATE	CALL DATE	INTEREST RATE	YTM TRADING	SCHEDULED PAR VALUE	CURRENT BOOK VALUE	PERIOD-END INTEREST ACCRL	MARKET VALUE	UNREALIZED GAIN/LOSS
154101	313397KQ3	109	FHLMC D N	12/4/2012	8/19/2013		0.170%	0.170%	2,000,000	1,997,563.33	264.44	1,998,594.44	766.67
154103	313397KR1	109	FHLMC D N	12/4/2012	8/20/2013		0.170%	0.170%	1,800,000	1,797,798.50	238.00	1,798,729.50	693.00
154107	313397KS9	109	FHLMC D N	12/4/2012	8/21/2013		0.170%	0.170%	1,000,000	998,772.22	132.22	999,291.11	386.67
153005	3136G0VP3	109	FNMA STEP UP	8/22/2012	8/21/2013		0.500%	0.550%	2,500,000	2,498,784.72	4,513.89	2,503,775.00	5,025.00
152978	9127957E5	109	TREASURY BILLS	8/23/2012	8/22/2013		0.195%	0.195%	4,000,000	3,992,113.32	2,838.34	3,996,720.00	1,768.34
152963	3136G0XQ9	109	FNMA STEP UP	8/22/2012	8/22/2013	2/22/2013	0.625%	0.751%	4,000,000	3,995,000.00	8,958.33	4,003,160.00	8,160.00
153192	3136G0XQ9	109	FNMA STEP UP	9/6/2012	8/22/2013	2/22/2013	0.625%	0.651%	4,000,000	3,999,972.22	8,958.33	4,003,160.00	4,160.00
154105	313397KU4	109	FHLMC D N	12/4/2012	8/23/2013		0.170%	0.170%	1,500,000	1,498,144.17	198.33	1,498,927.50	585.00
153088	313385KX3	109	FHLB D N	8/30/2012	8/26/2013		0.180%	0.180%	1,500,000	1,497,292.50	930.00	1,498,913.75	691.25
153130	313385KX3	109	FHLB D N	8/31/2012	8/26/2013		0.180%	0.180%	4,100,000	4,092,620.00	2,521.50	4,097,030.92	1,889.42
153138	313385KX3	109	FHLB D N	8/31/2012	8/26/2013		0.180%	0.180%	2,000,000	1,996,400.00	1,230.00	1,998,551.67	921.67
154112	313397KY6	109	FHLMC D N	12/4/2012	8/27/2013		0.170%	0.170%	1,000,000	998,743.89	132.22	999,272.78	396.67
154102	313397KZ3	109	FHLMC D N	12/4/2012	8/28/2013		0.170%	0.170%	2,000,000	1,997,478.33	264.44	1,998,539.44	796.67
154117	313397LA7	109	FHLMC D N	12/4/2012	8/29/2013		0.170%	0.170%	2,400,000	2,396,962.67	317.33	2,397,760.00	480.00
153089	313385LB0	109	FHLB D N	8/30/2012	8/30/2013		0.190%	0.190%	1,000,000	998,073.61	654.44	999,062.78	334.73
153872	313385LF1	109	FHLB D N	11/13/2012	9/3/2013		0.190%	0.190%	1,000,000	998,448.33	258.61	999,047.22	340.28
154381	313385LF1	109	FHLB D N	12/28/2012	9/3/2013		0.150%	0.150%	980,000	978,983.25	16.33	979,066.28	66.70
153858	313385LG9	109	FHLB D N	11/9/2012	9/4/2013		0.185%	0.185%	2,300,000	2,296,465.99	626.43	2,297,799.67	707.25
153937	313397LR0	109	FHLMC D N	11/16/2012	9/13/2013		0.180%	0.180%	1,850,000	1,847,215.75	425.50	1,848,165.42	524.17
151670	313378LH2	109	FHLMC - BULLET	4/19/2012	9/16/2013		0.280%	0.280%	2,000,000	2,000,000.00	1,633.33	2,001,400.00	1,400.00
153753	313385LY0	109	FHLB D N	10/30/2012	9/20/2013		0.190%	0.190%	425,000	424,271.01	141.31	424,566.97	154.65
153981	313385MK9	109	FHLB D N	11/20/2012	10/1/2013		0.160%	0.160%	1,600,000	1,597,760.00	298.67	1,598,192.00	133.33
154334	313385MK9	109	FHLB D N	12/24/2012	10/1/2013		0.110%	0.110%	3,000,000	2,997,424.17	73.33	2,996,610.00	(887.50)
153852	313397MK4	109	FHLMC D N	11/9/2012	10/1/2013		0.180%	0.180%	20,000,000	19,967,400.00	5,300.00	19,977,400.00	4,700.00
154054	313397MK4	109	FHLMC D N	11/28/2012	10/1/2013		0.170%	0.170%	2,500,000	2,496,375.69	401.39	2,497,175.00	397.92
154060	313397MK4	109	FHLMC D N	11/29/2012	10/1/2013		0.170%	0.170%	10,000,000	9,985,550.00	1,558.33	9,988,700.00	1,591.67
154074	313397MK4	109	FHLMC D N	11/30/2012	10/1/2013		0.170%	0.170%	3,000,000	2,995,679.17	453.33	2,996,610.00	477.50
154079	313397MK4	109	FHLMC DN	12/3/2012	10/1/2013		0.170%	0.170%	8,000,000	7,988,591.11	1,095.56	7,990,960.00	1,273.33
154151	313589MK6	109	FNMA D N	12/7/2012	10/1/2013		0.160%	0.160%	1,600,000	1,597,880.89	177.78	1,598,192.00	133.33
154358	313589MK6	109	FNMA D N	12/27/2012	10/1/2013		0.150%	0.150%	10,000,000	9,988,416.67	208.33	9,988,700.00	75.00
154396	313589MK6	109	FNMA D N	12/31/2012	10/1/2013		0.150%	0.150%	10,000,000	9,988,583.33	41.67	9,988,700.00	75.00
152755	3133EAE46	109	FFCB - BULLET	8/3/2012	10/3/2013		0.230%	0.230%	10,000,000	10,000,000.00	5,622.22	10,003,800.00	3,800.00
154193	313385MN3	109	FHLB D N	12/12/2012	10/4/2013		0.150%	0.150%	1,000,000	998,766.67	83.33	998,860.00	10.00
154269	313313MV7	109	FFCB D N	12/18/2012	10/11/2013		0.160%	0.160%	700,000	699,076.00	43.56	699,181.00	61.44
154322	313313MV7	109	FFCB D N	12/21/2012	10/11/2013		0.130%	0.130%	500,000	499,469.17	19.86	499,415.00	(74.03)
149846	3134G2U42	109	FHLMC - BULLET	12/2/2011	10/15/2013		0.375%	0.420%	1,300,000	1,299,418.03	1,029.17	1,301,989.00	2,570.97
153669	3133EA5S3	109	FFCB - BULLET	10/22/2012	10/22/2013		0.200%	0.200%	1,000,000	1,000,000.00	383.33	1,000,160.00	160.00
153751	3136G0Z53	109	FNMA STEP UP	10/30/2012	10/30/2013		0.500%	0.626%	3,000,000	2,996,250.00	2,541.67	3,001,980.00	5,730.00
153792	3136G02X8	109	FNMA STEP UP	10/31/2012	10/30/2013		0.500%	0.550%	3,000,000	2,998,500.00	2,541.67	3,001,800.00	3,300.00
153805	3136G03Z2	109	FNMA STEP UP	11/5/2012	10/30/2013		0.500%	0.500%	2,500,000	2,500,173.61	2,118.05	2,502,275.00	2,275.00
153794	313380YW1	109	FHLB STEP UP	10/31/2012	10/30/2013	1/30/2013	0.500%	0.500%	1,000,000	1,000,000.00	847.22	999,910.00	(90.00)
154100	313385NS1	109	FHLB D N	12/4/2012	11/1/2013		0.170%	0.170%	2,900,000	2,895,453.44	383.44	2,896,085.00	248.12
144190	313313Y64	109	FFCB - BULLET	11/17/2010	11/4/2013		0.700%	0.854%	2,000,000	1,996,975.07	2,216.67	2,008,720.00	11,744.93
153946	313313NW4	109	FFCB D N	11/19/2012	11/5/2013		0.185%	0.185%	1,700,000	1,696,933.63	375.65	1,697,688.00	378.72
154196	313385NX0	109	FHLB D N	12/12/2012	11/6/2013		0.160%	0.160%	1,000,000	998,537.78	88.89	998,630.00	3.33
154195	313385NY8	109	FHLB D N	12/12/2012	11/7/2013		0.160%	0.160%	1,000,000	998,533.33	88.89	998,630.00	7.78
154194	313385NZ5	109	FHLB D N	12/12/2012	11/8/2013		0.160%	0.160%	1,000,000	998,528.89	88.89	998,620.00	2.22
153807	3136G0Y39	109	FNMA STEP UP	11/8/2012	11/8/2013		0.625%	0.726%	2,000,000	1,998,000.00	1,840.28	2,006,440.00	8,440.00
153857	3136G0Y39	109	FNMA STEP UP	11/9/2012	11/8/2013		0.625%	0.650%	2,350,000	2,349,453.30	2,162.33	2,357,567.00	8,154.50
153777	3136G03R0	109	FNMA STEP UP	11/13/2012	11/13/2013	5/13/2013	0.625%	0.625%	1,000,000	1,000,000.00	833.33	1,001,140.00	1,140.00
153778	3136G03R0	109	FNMA STEP UP	11/13/2012	11/13/2013	5/13/2013	0.625%	0.625%	1,200,000	1,200,000.00	1,000.00	1,201,368.00	1,368.00
147344	313313PD6	109	FFCB - BULLET	6/20/2011	11/20/2013		0.625%	0.625%	1,500,000	1,500,000.00	1,067.71	1,505,895.00	5,895.00
154097	3133EC3J1	109	FFCB - BULLET	12/4/2012	11/20/2013		0.200%	0.200%	1,900,000	1,900,147.78	432.78	1,900,342.00	342.00
149604	313313KW30	109	FFCB - BULLET	11/22/2011	11/22/2013		0.500%	0.500%	8,000,000	8,000,000.00	4,333.33	8,015,600.00	15,600.00
149759	3133762C8	109	FHLB - BULLET	12/1/2011	11/27/2013		0.375%	0.375%	10,000,000	10,000,000.00	3,541.67	10,017,600.00	17,600.00
153109	3133EAT32	109	FFCB - BULLET	9/4/2012	12/4/2013		0.230%	0.230%	2,000,000	2,000,000.00	345.00	2,000,920.00	920.00

MIAMI-DADE COUNTY
REPORT WRITER
AS OF DATE: December 31 ,2012
SORTING ORDER: FUND ICC#

INVSMT NUMBER	CUSIP NUMBER	FUND NUMBER	DESCRIPTION	PURCHASE SET DATE	MATURITY DATE	CALL DATE	INTEREST RATE	YTM TRADING	SCHEDULED PAR VALUE	CURRENT BOOK VALUE	PERIOD-END INTEREST ACCRL	MARKET VALUE	UNREALIZED GAIN/LOSS
153371	3133EAT32	109	FFCB - BULLET	9/27/2012	12/4/2013		0.230%	0.230%	2,000,000	2,000,000.00	345.00	2,000,920.00	920.00
153373	3133EAT32	109	FFCB - BULLET	9/27/2012	12/4/2013		0.230%	0.230%	2,000,000	2,000,000.00	345.00	2,000,920.00	920.00
153628	3133EAT32	109	FFCB - BULLET	10/18/2012	12/4/2013		0.230%	0.230%	1,000,000	1,000,000.00	172.50	1,000,460.00	460.00
152125	3133EASU3	109	FFCB - BULLET	6/6/2012	12/6/2013		0.300%	0.300%	2,000,000	2,000,000.00	416.67	2,002,220.00	2,220.00
149858	31331K2M1	109	FFCB - BULLET	12/9/2011	12/9/2013		0.400%	0.420%	5,000,000	4,999,009.08	1,222.22	5,010,300.00	11,290.92
149962	31331K2M1	109	FFCB - BULLET	12/12/2011	12/9/2013		0.400%	0.400%	4,000,000	4,000,000.00	977.78	4,008,240.00	8,240.00
154185	3133EC6L3	109	FFCB BULLET	12/13/2012	12/13/2013		0.190%	0.190%	2,000,000	2,000,000.00	190.00	2,000,180.00	180.00
154319	313385QT6	109	FHLB D N	12/21/2012	12/20/2013		0.160%	0.160%	1,000,000	998,382.22	48.89	998,440.00	8.89
152683	3136G0VC2	109	FNMA STEP UP	7/30/2012	1/26/2014	7/26/2013	0.625%	0.659%	2,325,000	2,323,998.96	6,256.51	2,330,928.75	7,091.25
150714	3133783D1	109	FHLB - BULLET	2/13/2012	2/12/2014		0.300%	0.320%	2,600,000	2,599,220.71	2,990.00	2,602,990.00	3,769.29
153004	313380GX9	109	FHLB - BULLET	8/24/2012	2/24/2014		0.280%	0.280%	3,000,000	3,000,000.00	2,963.33	3,002,700.00	2,700.00
153072	313380GX9	109	FHLB - BULLET	8/29/2012	2/24/2014		0.280%	0.280%	1,000,000	1,000,038.89	987.78	1,000,900.00	900.00
139792	31331JGC1	109	FFCB - BULLET	3/5/2010	3/5/2014		2.125%	2.134%	5,000,000	4,999,347.19	34,236.11	5,110,250.00	110,902.81
140005	31331JGC1	109	FFCB - BULLET	3/11/2010	3/5/2014		2.125%	2.257%	3,000,000	2,994,381.45	20,541.67	3,066,150.00	71,768.55
150532	3134G3NS5	109	FHLMC - BULLET	2/6/2012	3/21/2014		0.300%	0.319%	3,100,000	3,099,126.87	2,583.33	3,104,898.00	5,771.13
150778	3134G3NS5	109	FHLMC - BULLET	2/10/2012	3/21/2014		0.300%	0.350%	2,000,000	1,998,513.64	1,666.67	2,003,160.00	4,646.36
151738	3136FT5A3	109	FNMA STEP UP	4/26/2012	3/28/2014	3/28/2013	1.010%	1.010%	2,000,000	2,000,000.00	5,218.33	1,998,520.00	(1,480.00)
146360	31331KGN4	109	FFCB - BULLET	4/7/2011	4/7/2014		1.400%	1.426%	3,000,000	2,998,879.10	9,800.00	3,044,760.00	45,880.90
153540	313380YE1	109	FHLB - BULLET	10/22/2012	4/22/2014		0.240%	0.253%	2,000,000	1,999,600.00	920.00	2,000,440.00	840.00
152350	3133EAQP6	109	FFCB - BULLET	6/27/2012	5/16/2014		0.320%	0.368%	2,000,000	1,998,574.13	800.00	2,002,400.00	3,825.87
154059	3133EC5T7	109	FFCB - BULLET	12/4/2012	6/4/2014		0.250%	0.250%	1,500,000	1,500,000.00	281.25	1,500,225.00	225.00
152369	3136G0NC1	109	FNMA STEP UP	6/28/2012	6/28/2014	6/28/2013	0.750%	0.750%	3,000,000	3,000,000.00	187.50	3,007,590.00	7,590.00
152867	3136G0NC1	109	FNMA STEP UP	8/13/2012	6/28/2014	6/26/2013	0.750%	0.750%	1,830,000	1,830,000.00	114.39	1,834,629.90	4,629.90
152141	313379SK6	109	FHLB - BULLET	6/18/2012	7/2/2014		0.400%	0.400%	1,700,000	1,700,000.00	3,381.11	1,703,808.00	3,808.00
153251	3133EAW38	109	FFCB - BULLET	9/17/2012	7/17/2014		0.250%	0.250%	2,000,000	2,000,000.00	1,444.44	1,999,880.00	(120.00)
152588	3133EAYL6	109	FFCB - BULLET	7/19/2012	7/18/2014		0.300%	0.310%	1,000,000	999,808.33	1,358.33	1,000,700.00	900.00
152962	3133EAYL6	109	FFCB - BULLET	8/21/2012	7/18/2014		0.300%	0.313%	2,000,000	2,000,050.00	2,716.67	2,001,400.00	1,900.00
152684	3136G0QY0	109	FNMA STEP UP	7/30/2012	7/25/2014	7/25/2013	0.750%	0.750%	2,995,000	2,995,311.98	9,733.75	3,006,381.00	11,381.00
152537	3136G0RZ6	109	FNMA STEP UP	7/26/2012	7/26/2014	7/26/2013	0.750%	0.750%	1,500,000	1,500,000.00	4,843.75	1,504,155.00	4,155.00
153037	3133EAJ66	109	FFCB - BULLET	8/27/2012	8/14/2014		0.250%	0.280%	3,500,000	3,498,261.47	3,329.86	3,499,335.00	1,389.50
149991	3134G2YJ5	109	FHLMC - BULLET	12/15/2011	9/19/2014		0.500%	0.600%	2,500,000	2,495,050.89	3,541.67	2,509,750.00	14,699.11
153539	3133EA4S4	109	FFCB - BULLET	10/16/2012	10/16/2014		0.250%	0.250%	2,000,000	2,000,000.00	1,041.67	1,998,960.00	(1,040.00)
153666	3136G0S69	109	FNMA STEP UP	10/30/2012	10/30/2014	10/30/2013	0.600%	0.600%	3,835,000	3,835,000.00	3,898.92	3,840,484.05	5,484.05
153854	3136G0Y88	109	FNMA STEP UP	11/9/2012	11/8/2014	11/8/2013	0.500%	0.500%	4,000,000	4,000,055.56	2,944.45	4,003,160.00	3,160.00
149495	31331KQ86	109	FFCB - BULLET	11/10/2011	11/10/2014		0.600%	0.620%	2,000,000	1,999,201.82	1,700.00	2,011,620.00	12,418.18
149565	31331KQ86	109	FFCB - BULLET	11/16/2011	11/10/2014		0.600%	0.650%	5,000,000	4,995,050.82	4,250.00	5,029,050.00	33,999.18
153779	3136G03W9	109	FNMA STEP UP	11/14/2012	11/14/2014		0.600%	0.600%	2,000,000	2,000,000.00	1,566.67	2,018,700.00	18,700.00
153907	3136G03W9	109	FNMA STEP UP	11/14/2012	11/14/2014		0.600%	0.600%	1,000,000	1,000,000.00	783.33	1,009,350.00	9,350.00
153885	3136G06P1	109	FNMA STEP UP	11/27/2012	11/27/2014	11/27/2013	0.500%	0.525%	3,000,000	2,998,500.00	1,416.67	2,997,870.00	(630.00)
154037	3136G05Q0	109	FNMA STEP UP	11/27/2012	11/27/2014		0.700%	0.700%	5,000,000	5,000,000.00	3,305.56	5,004,050.00	4,050.00
154150	3133EC6U3	109	FFCB - BULLET	12/11/2012	12/11/2014		0.280%	0.280%	1,999,520	1,999,520.00	311.04	1,998,960.13	(559.87)
154222	3136G16W4	109	FNMA STEP UP	12/27/2012	12/27/2014	12/27/2013	0.650%	0.650%	3,000,000	3,000,000.00	216.67	2,990,760.00	(9,240.00)
152263	3135G0MJ9	109	FNMA C I	7/9/2012	1/9/2015	7/9/2013	0.500%	0.500%	3,000,000	3,000,000.00	7,166.67	3,003,540.00	3,540.00
152310	3136G0PU9	109	FNMA STEP UP	7/10/2012	1/10/2015	7/10/2013	0.850%	0.870%	1,500,000	1,499,326.31	2,868.75	1,505,730.00	6,403.69
152736	3136G0UX7	109	FNMA STEP UP	8/16/2012	2/16/2015	8/16/2013	0.750%	0.760%	5,000,000	4,998,750.00	14,062.50	5,012,550.00	13,800.00
152780	3136G0XC0	109	FNMA STEP UP	8/28/2012	2/28/2015	8/28/2013	0.750%	0.750%	10,000,000	10,000,000.00	25,625.00	10,041,400.00	41,400.00
140013	3133XWX95	109	FHLB - BULLET	3/12/2010	3/13/2015		2.750%	2.754%	9,995,000	9,993,755.41	82,458.75	10,524,135.30	530,379.89
140014	3133XWX95	109	FHLB - BULLET	3/12/2010	3/13/2015		2.750%	2.750%	10,000,000	10,000,000.00	82,500.00	10,529,400.00	529,400.00
151266	3133EAHP6	109	FFCB - BULLET	3/16/2012	3/16/2015		0.520%	0.537%	1,000,000	999,584.47	1,516.67	1,004,200.00	4,615.53
151745	3133EAHP6	109	FFCB - BULLET	4/27/2012	3/16/2015		0.520%	0.520%	2,250,000	2,250,000.00	3,412.50	2,259,450.00	9,450.00
153006	3135G0HG1	109	FNMA - BULLET	8/22/2012	3/16/2015		0.375%	0.375%	3,000,000	3,000,000.00	3,281.25	3,003,990.00	3,990.00
153108	313380NJ2	109	FHLB C I	9/18/2012	3/18/2015	3/13/2013	0.400%	0.400%	2,000,000	2,000,000.00	2,288.89	2,001,020.00	1,020.00
153662	3136G0Q79	109	FNMA STEP UP	10/25/2012	4/25/2015		0.600%	0.600%	1,950,000	1,950,000.00	2,145.00	1,952,476.50	2,476.50
153808	3136G04F5	109	FNMA STEP UP	11/21/2012	5/21/2015	11/21/2013	0.750%	0.750%	1,500,000	1,500,000.00	1,250.00	1,504,305.00	4,305.00
150844	313378CN9	109	FHLB - BULLET	2/17/2012	8/17/2015		0.600%	0.600%	3,000,000	3,000,000.00	6,700.00	3,017,790.00	17,790.00
153127	3133EAP77	109	FFCB C I	8/31/2012	8/27/2015	8/27/2013	0.480%	0.480%	5,000,000	5,000,266.67	8,266.67	5,008,050.00	8,050.00

MIAMI-DADE COUNTY
REPORT WRITER
AS OF DATE: December 31 ,2012
SORTING ORDER: FUND ICC#

INVSMT NUMBER	CUSIP NUMBER	FUND NUMBER	DESCRIPTION	PURCHASE SET DATE	MATURITY DATE	CALL DATE	INTEREST RATE	YTM TRADING	SCHEDULED PAR VALUE	CURRENT BOOK VALUE	PERIOD-END INTEREST ACCRL	MARKET VALUE	UNREALIZED GAIN/LOSS
153198	3133EAV39	109	FFCB C I	9/17/2012	9/17/2015	9/17/2013	0.480%	0.480%	2,000,000	2,000,000.00	2,773.33	2,001,200.00	1,200.00
153304	3133EAZ68	109	FFCB - BULLET	9/25/2012	9/25/2015		0.400%	0.408%	2,000,000	1,999,500.00	2,133.33	2,000,120.00	620.00
153776	3136G03E9	109	FNMA STEP UP	11/8/2012	11/8/2015	5/8/2013	0.700%	0.725%	1,000,000	999,250.00	1,030.56	1,001,670.00	2,420.00
153855	3136G03E9	109	FNMA STEP UP	11/9/2012	11/8/2015	5/8/2013	0.700%	0.700%	3,300,000	3,300,064.17	3,400.84	3,305,511.00	5,511.00
150885	313378D65	109	FHLB - BULLET	2/23/2012	11/17/2015		0.650%	0.650%	2,000,000	2,000,000.00	1,588.89	2,014,400.00	14,400.00
152638	3133EAF8	109	FFCB C I	7/24/2012	3/23/2016	1/7/2013	0.625%	0.654%	2,500,000	2,497,496.64	4,253.46	2,500,100.00	2,603.36
152586	3133EAYQ5	109	FFCB C I	7/19/2012	7/19/2016	7/19/2013	0.710%	0.735%	2,500,000	2,497,500.00	7,987.50	2,505,275.00	7,775.00
152682	3133EAA81	109	FFCB C I	7/30/2012	1/30/2017	1/7/2013	0.780%	0.803%	2,500,000	2,497,500.00	8,179.17	2,498,175.00	675.00
152965	3133EAK98	109	FFCB C I	8/20/2012	2/15/2017	1/7/2013	0.850%	0.896%	1,500,000	1,497,177.08	4,816.66	1,500,105.00	3,105.00
153909	3133EAE38	109	FFCB C I	8/1/2012	5/1/2017	1/7/2013	0.820%	0.834%	5,000,000	4,996,924.31	6,833.33	4,995,000.00	(1,924.31)
153911	3133EAE38	109	FFCB C I	8/20/2012	5/1/2017	1/7/2013	0.820%	0.902%	5,700,000	5,679,547.30	7,790.00	5,694,300.00	14,752.70
152964	3133EAK80	109	FFCB C I	8/20/2012	5/15/2017	1/7/2013	0.900%	0.947%	1,750,000	1,746,362.56	2,012.50	1,749,947.50	3,584.94
153189	3133EAK80	109	FFCB C I	9/6/2012	5/15/2017	1/7/2013	0.900%	0.911%	6,000,000	5,997,124.42	6,900.00	5,999,820.00	2,695.58
153230	3133EAK80	109	FFCB C I	9/11/2012	5/15/2017	1/7/2013	0.900%	0.922%	1,500,000	1,498,558.00	1,725.00	1,499,955.00	1,397.00
152261	3133EATE8	109	FFCB - BULLET	6/22/2012	6/8/2017		0.900%	0.940%	4,000,000	3,992,968.04	2,300.00	4,030,560.00	37,591.96
152639	3133EAZK7	109	FFCB C I	7/24/2012	7/24/2017	7/24/2013	0.970%	0.985%	1,500,000	1,498,875.00	6,345.42	1,504,995.00	6,120.00
152971	3134G3YZ7	109	FHLMC C I	8/21/2012	7/25/2017	1/25/2013	1.100%	1.105%	3,000,000	3,001,633.33	14,300.00	3,001,860.00	2,610.00
152735	3133804V6	109	FHLB C I	8/9/2012	8/9/2017	1/7/2013	1.000%	1.000%	4,000,000	4,000,000.00	15,777.78	4,000,320.00	320.00
152961	3133804V6	109	FHLB C I	8/21/2012	8/9/2017	1/7/2013	1.000%	1.021%	5,000,000	4,996,666.67	19,722.23	5,000,400.00	5,400.00
152859	3135G0MW0	109	FNMA C I	8/10/2012	8/9/2017	8/9/2013	1.050%	1.055%	2,000,000	1,999,558.33	8,283.33	2,006,380.00	6,880.00
152850	3134G3A42	109	FHLMC C I	8/14/2012	8/14/2017	2/14/2013	1.000%	1.051%	1,300,000	1,296,750.00	4,947.22	1,301,365.00	4,615.00
153071	3134G3A42	109	FHLMC C I	8/29/2012	8/14/2017	2/14/2013	1.000%	1.003%	1,000,000	1,000,266.67	3,805.56	1,001,050.00	1,200.00
152851	3135G0NC3	109	FNMA C I	8/14/2012	8/14/2017	8/14/2013	1.000%	1.051%	1,000,000	997,500.00	3,805.56	1,003,530.00	6,030.00
152868	3135G0NC3	109	FNMA C I	8/14/2012	8/14/2017	8/14/2013	1.000%	1.041%	3,000,000	2,994,000.00	11,416.67	3,010,590.00	16,590.00
153199	3135G0NC3	109	FNMA C I	9/6/2012	8/14/2017	8/14/2013	1.000%	1.000%	5,100,000	5,103,116.67	19,408.34	5,118,003.00	18,003.00
153228	313380FV4	109	FHLB C I	9/11/2012	8/21/2017	2/21/2013	1.000%	1.006%	2,350,000	2,350,600.56	8,486.12	2,352,373.50	3,078.50
152781	3135G0NF6	109	FNMA C I	8/21/2012	8/21/2017	8/21/2013	1.000%	1.000%	10,000,000	10,000,000.00	36,111.11	10,035,300.00	35,300.00
153074	3133EAR26	109	FFCB C I	9/5/2012	9/5/2017	9/5/2013	0.970%	0.996%	2,000,000	1,997,500.00	6,251.11	2,005,220.00	7,720.00
153282	3133EAU97	109	FFCB C I	9/13/2012	9/13/2017	1/7/2013	1.020%	1.020%	5,000,000	5,000,000.00	15,300.00	5,000,350.00	350.00
109 Total									960,981,575	960,243,728.70	1,177,991.99	962,772,929.78	2,270,922.11
151203	WACHOVIA8	300	WACHOVIA INT BEARING	3/1/2012	1/1/2013		0.020%	0.020%	100,152	100,152.04	0.00	100,152.04	0.00
154257	313589AB9	300	FNMA D N	12/17/2012	1/2/2013		0.060%	0.060%	580,000	579,984.53	14.50	579,999.68	0.65
154085	313385AD8	300	FHLB D N	12/3/2012	1/4/2013		0.100%	0.100%	700,000	699,937.78	56.39	699,998.83	4.66
154153	313397AG6	300	FHLMC D N	12/7/2012	1/7/2013		0.100%	0.100%	750,000	749,935.42	52.08	749,997.50	10.00
154134	313385AJ5	300	FHLB D N	12/6/2012	1/9/2013		0.080%	0.080%	1,000,000	999,924.44	57.78	999,995.56	13.34
154255	313385AJ5	300	FHLB D N	12/17/2012	1/9/2013		0.030%	0.030%	2,000,000	1,999,961.67	25.00	1,999,991.11	4.44
154118	313397AJ0	300	FHLMC D N	12/4/2012	1/9/2013		0.080%	0.080%	1,600,000	1,599,872.00	99.56	1,599,992.89	21.33
154345	313397AP6	300	FHLMC D N	12/26/2012	1/14/2013		0.030%	0.030%	1,810,000	1,809,971.34	9.05	1,809,986.93	6.54
154384	313385AT3	300	FHLB D N	12/28/2012	1/18/2013		0.020%	0.020%	1,930,000	1,929,977.48	4.29	1,929,981.77	0.00
154362	313385AY2	300	FHLB D N	12/27/2012	1/23/2013		0.020%	0.020%	7,500,000	7,499,887.50	20.83	7,499,908.33	0.00
154346	9127957C9	300	TREASURY BILLS	12/26/2012	1/24/2013		0.038%	0.038%	1,300,000	1,299,960.73	8.12	1,299,987.00	18.15
154382	313385BA3	300	FHLB D N	12/28/2012	1/25/2013		0.020%	0.020%	3,925,000	3,924,938.94	8.72	3,924,947.67	0.01
154383	313385BN5	300	FHLB D N	12/28/2012	2/6/2013		0.050%	0.050%	3,000,000	2,999,833.33	16.67	2,999,940.00	90.00
154407	9127955Z0	300	TREASURY BILLS	12/31/2012	2/7/2013		0.015%	0.015%	8,000,000	7,999,873.33	3.33	7,999,760.00	(116.66)
154361	313589CD3	300	FNMA D N	12/27/2012	2/21/2013		0.040%	0.040%	20,000,000	19,998,755.56	111.11	19,999,433.33	566.66
154305	313397CH2	300	FHLMC D N	12/20/2012	2/25/2013		0.070%	0.070%	1,200,000	1,199,843.67	28.00	1,199,963.33	91.66
154303	313589CK7	300	FNMA D N	12/20/2012	2/27/2013		0.060%	0.060%	8,194,000	8,193,057.69	163.88	8,193,740.52	518.95
154404	313397DE8	300	FHLMC D N	12/31/2012	3/18/2013		0.050%	0.050%	4,788,000	4,787,487.95	6.65	4,787,595.68	101.08
154406	313397DM0	300	FHLMC D N	12/31/2012	3/25/2013		0.060%	0.060%	2,975,000	2,974,583.50	4.96	2,974,725.64	137.18
154405	313589DP5	300	FNMA D N	12/31/2012	3/27/2013		0.075%	0.075%	870,000	869,844.13	1.81	869,917.83	71.89
154306	313397DU2	300	FHLMC D N	12/20/2012	4/1/2013		0.100%	0.100%	2,000,000	1,999,433.33	66.67	1,999,700.00	200.00
154301	313397EK3	300	FHLMC D N	12/20/2012	4/16/2013		0.100%	0.100%	12,770,000	12,765,849.75	425.67	12,767,765.25	1,489.83
154304	313397ET4	300	FHLMC D N	12/20/2012	4/24/2013		0.090%	0.090%	2,800,000	2,799,125.00	84.00	2,799,472.67	263.67
153237	3133EAS33	300	FFCB C I	9/12/2012	9/5/2017	1/7/2013	0.990%	0.990%	1,000,000	1,000,192.50	3,190.00	1,000,080.00	80.00
300 Total									90,792,152	90,782,383.61	4,459.07	90,787,033.56	3,573.38
151204	WACHOVIA8	411	WACHOVIA INT BEARING	3/1/2012	1/1/2013		0.020%	0.020%	100,255	100,254.62	0.00	100,254.62	0.00

MIAMI-DADE COUNTY
REPORT WRITER
AS OF DATE: December 31 ,2012
SORTING ORDER: FUND ICC#

INVSMT NUMBER	CUSIP NUMBER	FUND NUMBER	DESCRIPTION	PURCHASE SET DATE	MATURITY DATE	CALL DATE	INTEREST RATE	YTM TRADING	SCHEDULED PAR VALUE	CURRENT BOOK VALUE	PERIOD-END INTEREST ACCRL	MARKET VALUE	UNREALIZED GAIN/LOSS
154076	313397AC5	411	FHLMC D N	11/30/2012	1/3/2013		0.100%	0.100%	2,110,000	2,109,800.72	187.56	2,109,997.66	9.38
154108	313385AR7	411	FHLB D N	12/4/2012	1/16/2013		0.080%	0.080%	2,900,000	2,899,722.89	180.44	2,899,975.83	72.50
154138	313385AT3	411	FHLB D N	12/6/2012	1/18/2013		0.075%	0.075%	2,500,000	2,499,776.04	135.42	2,499,976.39	64.93
153758	313397AX9	411	FHLMC D N	10/31/2012	1/22/2013		0.140%	0.140%	1,700,000	1,699,451.28	409.89	1,699,980.17	119.00
153989	313397AX9	411	FHLMC D N	11/21/2012	1/22/2013		0.110%	0.110%	1,848,000	1,847,649.91	231.51	1,847,978.44	97.02
153821	313385BH8	411	FHLB D N	11/5/2012	2/1/2013		0.135%	0.135%	4,000,000	3,998,680.00	855.00	3,999,931.11	396.11
154021	313385BH8	411	FHLB D N	11/26/2012	2/1/2013		0.120%	0.120%	1,665,000	1,664,628.15	199.80	1,664,971.33	143.38
154271	313313BL1	411	FFCB D N	12/18/2012	2/4/2013		0.055%	0.055%	2,600,000	2,599,809.33	55.61	2,599,950.89	85.95
153953	313385BQ8	411	FHLB D N	11/19/2012	2/8/2013		0.120%	0.120%	3,500,000	3,499,055.00	501.67	3,499,926.11	369.44
153686	313397BT7	411	FHLMC D N	10/23/2012	2/11/2013		0.140%	0.140%	1,400,000	1,399,395.67	381.11	1,399,968.11	191.33
153757	9127957F2	411	TREASURY BILLS	10/31/2012	2/14/2013		0.117%	0.117%	2,500,000	2,499,138.75	503.75	2,499,900.00	257.50
153971	313589BW2	411	FNMA D N	11/20/2012	2/14/2013		0.140%	0.140%	950,000	949,682.28	155.17	949,976.78	139.33
154242	313313BX5	411	FFCB D N	12/14/2012	2/15/2013		0.100%	0.100%	3,477,000	3,476,391.53	173.85	3,476,913.08	347.70
153581	313397CB5	411	FHLMC D N	10/16/2012	2/19/2013		0.160%	0.160%	900,000	899,496.00	308.00	899,975.50	171.50
154004	313385CD6	411	FHLB D N	11/26/2012	2/21/2013		0.125%	0.125%	1,000,000	999,697.92	125.00	999,971.67	148.75
154324	313385CE4	411	FHLB D N	12/21/2012	2/22/2013		0.080%	0.080%	1,130,000	1,129,841.80	27.62	1,129,967.36	97.94
153783	313397CH2	411	FHLMC D N	11/1/2012	2/25/2013		0.145%	0.145%	2,000,000	1,999,065.56	491.39	1,999,938.89	381.94
154249	313397CJ8	411	FHLMC D N	12/17/2012	2/26/2013		0.950%	0.095%	4,100,000	4,099,231.82	162.29	4,099,872.44	478.33
153954	313385CM6	411	FHLB D N	11/19/2012	3/1/2013		0.145%	0.145%	900,000	899,630.25	155.88	899,970.50	184.37
153906	9127956E6	411	TREASURY BILLS	11/15/2012	3/7/2013		0.120%	0.120%	2,000,000	1,999,253.33	313.33	1,999,980.00	313.34
153988	313397CY5	411	FHLMC D N	11/21/2012	3/12/2013		0.130%	0.130%	2,509,000	2,507,994.31	371.47	2,508,804.86	439.08
154283	313385DB9	411	FHLB D N	12/19/2012	3/15/2013		0.090%	0.090%	6,962,000	6,960,503.17	226.27	6,961,435.30	705.86
154325	313385DG8	411	FHLB D N	12/21/2012	3/20/2013		0.085%	0.085%	2,500,000	2,499,474.65	64.93	2,499,783.33	243.75
154330	313589DG5	411	FHLB D N	12/21/2012	3/20/2013		0.085%	0.085%	3,500,000	3,499,264.51	90.90	3,499,696.67	341.26
154363	313385DG8	411	FHLB D N	12/27/2012	3/20/2013		0.095%	0.095%	2,500,000	2,499,452.43	32.99	2,499,783.33	297.91
154403	313589DG5	411	FNMA D N	12/31/2012	3/20/2013		0.055%	0.055%	3,000,000	2,999,637.92	4.58	2,999,740.00	97.50
134050	31331GRG6	411	FFCB - BULLET	3/26/2009	3/26/2013		2.500%	2.511%	5,000,000	4,999,753.59	32,986.11	5,027,750.00	27,996.41
153970	313397DQ1	411	FHLMC D N	11/20/2012	3/28/2013		0.140%	0.140%	1,000,000	999,502.22	163.33	999,904.44	238.89
154270	313397DQ1	411	FHLMC D N	12/18/2012	3/28/2013		0.090%	0.090%	1,000,000	999,750.00	35.00	999,904.44	119.44
154005	313385DU7	411	FHLB D N	11/26/2012	4/1/2013		0.150%	0.150%	2,800,000	2,798,530.00	420.00	2,799,580.00	630.00
154243	313397DV0	411	FHLMC D N	12/14/2012	4/2/2013		0.140%	0.140%	2,000,000	1,999,152.22	140.00	1,999,696.67	404.45
134878	31331GVD8	411	FFCB - BULLET	5/8/2009	4/8/2013		2.200%	2.251%	5,000,000	4,998,798.39	25,361.11	5,027,700.00	28,901.61
154251	313589ED1	411	FNMA D N	12/17/2012	4/10/2013		0.105%	0.105%	2,300,000	2,299,235.25	100.63	2,299,620.50	284.62
154348	313397EM9	411	FHLMC D N	12/26/2012	4/18/2013		0.100%	0.100%	1,000,000	999,686.11	16.67	999,821.67	118.89
154365	313589EM1	411	FNMA D N	12/27/2012	4/18/2013		0.090%	0.090%	4,500,000	4,498,740.00	56.25	4,499,197.50	401.25
153969	313397ES6	411	FHLMC D N	11/20/2012	4/23/2013		0.160%	0.160%	1,661,000	1,659,863.14	310.05	1,660,689.95	516.76
154347	313397ES6	411	FHLMC D N	12/26/2012	4/23/2013		0.090%	0.090%	1,390,000	1,389,589.95	20.85	1,389,740.53	129.73
154385	313397ES6	411	FHLMC D N	12/28/2012	4/23/2013		0.110%	0.110%	1,150,000	1,149,592.39	14.06	1,149,785.33	178.88
154250	313397ET4	411	FHLMC D N	12/17/2012	4/24/2013		0.120%	0.120%	1,602,000	1,601,316.48	80.10	1,601,698.29	301.71
154165	313385FC5	411	FHLB D N	12/10/2012	5/3/2013		0.140%	0.140%	1,000,000	999,440.00	85.56	999,695.00	169.44
154364	313385FC5	411	FHLB D N	12/27/2012	5/3/2013		0.100%	0.100%	2,900,000	2,898,976.92	40.28	2,899,115.50	98.30
154155	313397FF3	411	FHLMC D N	12/7/2012	5/6/2013		0.160%	0.160%	1,100,000	1,099,266.67	122.22	1,099,656.25	267.36
154166	313397FF3	411	FHLMC D N	12/10/2012	5/6/2013		0.160%	0.160%	600,000	599,608.00	58.67	599,812.50	145.83
154086	313385FH4	411	FHLB D N	12/3/2012	5/8/2013		0.160%	0.160%	600,000	599,584.00	77.33	599,809.50	148.17
153990	313385FK7	411	FHLB D N	11/21/2012	5/10/2013		0.160%	0.160%	970,000	969,267.11	176.76	969,687.18	243.31
154087	313385FK7	411	FHLB D N	12/3/2012	5/10/2013		0.160%	0.160%	740,000	739,480.36	95.38	739,761.35	185.61
154241	313397FV8	411	FHLMC D N	12/14/2012	5/20/2013		0.150%	0.150%	600,000	599,607.50	45.00	599,791.50	139.00
152320	3136G0QH7	411	FNMA STEP UP	6/28/2012	6/28/2013		0.750%	0.750%	1,500,000	1,500,000.00	93.75	1,504,440.00	4,440.00
153010	3136G0ZP9	411	FNMA STEP UP	9/13/2012	9/13/2013		0.800%	0.800%	1,000,000	1,000,000.00	2,400.00	1,005,250.00	5,250.00
143129	31331JL84	411	FFCB - BULLET	9/24/2010	9/24/2013		0.920%	0.920%	5,000,000	5,000,000.00	12,394.44	5,026,150.00	26,150.00
152773	3133EAE46	411	FFCB - BULLET	8/3/2012	10/3/2013		0.230%	0.230%	1,000,000	1,000,000.00	562.22	1,000,380.00	380.00
151651	3136G0CF6	411	FNMA STEP UP	4/26/2012	4/26/2014	4/26/2013	1.125%	1.125%	2,000,000	2,000,000.00	4,062.50	2,005,500.00	5,500.00
153060	3136G0XB2	411	FNMA STEP UP	8/28/2012	8/28/2014	8/28/2013	0.750%	0.763%	2,140,000	2,139,465.00	5,483.75	2,144,836.40	5,371.40
153466	3136G0N72	411	FNMA STEP UP	10/25/2012	10/25/2014	10/25/2013	0.700%	0.713%	2,000,000	1,999,500.00	2,566.67	2,005,300.00	5,800.00
154119	3136G07A3	411	FNMA STEP UP	12/13/2012	12/13/2014	12/13/2013	0.700%	0.714%	1,500,000	1,499,595.00	525.00	1,497,480.00	(2,115.00)
154071	3136G13P2	411	FNMA STEP UP	12/26/2012	12/26/2014	6/26/2013	0.700%	0.725%	1,500,000	1,499,250.00	145.83	1,501,080.00	1,830.00

MIAMI-DADE COUNTY
REPORT WRITER
AS OF DATE: December 31 ,2012
SORTING ORDER: FUND ICC#

INVSMT NUMBER	CUSIP NUMBER	FUND NUMBER	DESCRIPTION	PURCHASE SET DATE	MATURITY DATE	CALL DATE	INTEREST RATE	YTM TRADING	SCHEDULED PAR VALUE	CURRENT BOOK VALUE	PERIOD-END INTEREST ACCRL	MARKET VALUE	UNREALIZED GAIN/LOSS
152165	3136G0MR9	411	FNMA C I	6/20/2012	12/20/2016	6/20/2013	1.020%	1.020%	1,000,000	1,000,000.00	311.67	1,003,330.00	3,330.00
151993	3134G3VH0	411	FHLMC C I	5/24/2012	5/24/2017	5/24/2013	1.200%	1.200%	2,000,000	2,000,000.00	2,466.67	2,005,880.00	5,880.00
152277	3133EATE8	411	FFCB - BULLET	6/22/2012	6/8/2017		0.900%	0.940%	1,650,000	1,647,099.31	948.75	1,662,606.00	15,506.69
152166	3134G3XH8	411	FHLMC C I	6/28/2012	6/28/2017	6/28/2013	1.125%	1.125%	1,000,000	1,000,000.00	93.75	1,003,530.00	3,530.00
152399	3135G0MN0	411	FNMA C I	6/28/2012	6/28/2017	6/28/2013	1.125%	1.125%	2,500,000	2,500,000.00	234.38	2,510,200.00	10,200.00
152561	3134G3YZ7	411	FHLMC C I	7/25/2012	7/25/2017	1/25/2013	1.100%	1.100%	2,000,000	2,000,000.00	9,533.33	2,001,240.00	1,240.00
153040	3134G3A42	411	FHLMC C I	8/24/2012	8/14/2017	2/14/2013	1.000%	1.003%	2,000,000	2,000,255.56	7,611.12	2,002,100.00	2,400.00
153033	3134G3E71	411	FHLMC C I	8/28/2012	8/28/2017	2/28/2013	1.030%	1.040%	2,000,000	1,999,000.00	7,038.33	2,003,060.00	4,060.00
153188	3133EAS33	411	FFCB C I	9/6/2012	9/5/2017	1/7/2013	0.990%	0.990%	1,500,000	1,500,041.25	4,785.00	1,500,120.00	120.00
153326	3134G3M23	411	FHLMC C I	9/28/2012	9/28/2017	3/28/2013	1.020%	1.020%	2,000,000	2,000,000.00	5,270.00	2,002,780.00	2,780.00
154237	3136G14K2	411	FNMA C I	12/21/2012	12/21/2017	6/21/2013	0.900%	0.910%	1,000,000	999,500.00	250.00	997,850.00	(1,650.00)
411 Total									139,454,255	139,418,426.26	133,527.95	139,594,050.87	167,817.85
152885	9127955Z0	414	TREASURY BILLS	8/15/2012	2/7/2013		0.138%	0.138%	7,100	7,095.23	3.77	7,099.79	0.79
152886	9127955Z0	414	TREASURY BILLS	8/15/2012	2/7/2013		0.138%	0.138%	13,900	13,890.65	7.38	13,899.58	1.55
153622	9127957F2	414	TREASURY BILLS	10/15/2012	2/14/2013		0.110%	0.110%	21,298	21,290.06	5.08	21,297.15	2.01
153623	9127957F2	414	TREASURY BILLS	10/15/2012	2/14/2013		0.110%	0.110%	41,702	41,686.46	9.94	41,700.33	3.93
153441	313589CZ4	414	FNMA D N	9/14/2012	3/13/2013		0.153%	0.153%	13,000	12,990.06	6.02	12,998.97	2.89
153174	313385DB9	414	FHLB D N	9/6/2012	3/15/2013		0.120%	0.120%	215,000	214,863.83	83.85	214,982.56	34.88
153556	313385DB9	414	FHLB D N	10/15/2012	3/15/2013		0.135%	0.135%	147,000	146,916.76	43.00	146,988.08	28.32
153427	313589DP5	414	FNMA D N	10/1/2012	3/27/2013		0.150%	0.150%	394,840	394,548.81	151.35	394,802.71	102.55
153428	313589DP5	414	FNMA D N	10/1/2012	3/27/2013		0.150%	0.150%	381,160	380,878.89	146.11	381,124.00	99.00
153557	313397EF4	414	FHLMC D N	10/15/2012	4/12/2013		0.130%	0.130%	120,000	119,922.43	33.80	119,979.80	23.57
153934	313589FQ1	414	FNMA D N	11/15/2012	5/15/2013		0.165%	0.165%	7,093	7,087.12	1.53	7,090.62	1.97
153935	313589FQ1	414	FNMA D N	11/15/2012	5/15/2013		0.165%	0.165%	6,907	6,901.27	1.49	6,904.69	1.93
154049	9127956R7	414	TREASURY BILLS	11/28/2012	5/30/2013		0.140%	0.140%	890,000	889,366.62	117.68	889,626.20	141.90
154072	9127956R7	414	TREASURY BILLS	11/30/2012	5/30/2013		0.140%	0.140%	928,000	927,346.79	115.48	927,610.24	147.97
154224	912796AL3	414	TREASURY BILLS	12/14/2012	6/13/2013		0.130%	0.130%	100,151	100,085.54	6.51	100,103.93	11.88
154225	912796AL3	414	TREASURY BILLS	12/14/2012	6/13/2013		0.130%	0.130%	811,838	811,307.37	52.77	811,456.44	96.30
154226	912796AL3	414	TREASURY BILLS	12/14/2012	6/13/2013		0.130%	0.130%	24,332	24,316.10	1.58	24,320.56	2.88
154227	912796AL3	414	TREASURY BILLS	12/14/2012	6/13/2013		0.130%	0.130%	94,498	94,436.24	6.14	94,453.59	11.21
154228	912796AL3	414	TREASURY BILLS	12/14/2012	6/13/2013		0.130%	0.130%	124,619	124,537.55	8.10	124,560.43	14.78
154230	912796AL3	414	TREASURY BILLS	12/14/2012	6/13/2013		0.130%	0.130%	164,866	164,758.24	10.72	164,788.51	19.55
154231	912796AL3	414	TREASURY BILLS	12/14/2012	6/13/2013		0.130%	0.130%	98,013	97,948.94	6.37	97,966.93	11.62
154232	912796AL3	414	TREASURY BILLS	12/14/2012	6/13/2013		0.130%	0.130%	803,195	802,670.02	52.21	802,817.50	95.27
154233	912796AL3	414	TREASURY BILLS	12/14/2012	6/13/2013		0.130%	0.130%	498,470	498,144.19	32.40	498,235.72	59.13
154235	912796AL3	414	TREASURY BILLS	12/14/2012	6/13/2013		0.130%	0.130%	220,672	220,527.77	14.34	220,568.28	26.17
154236	912796AL3	414	TREASURY BILLS	12/14/2012	6/13/2013		0.130%	0.130%	203,146	203,013.22	13.20	203,050.52	24.10
154238	912796AL3	414	TREASURY BILLS	12/14/2012	6/13/2013		0.130%	0.130%	378,255	378,007.77	24.59	378,077.22	44.86
154239	912796AL3	414	TREASURY BILLS	12/14/2012	6/13/2013		0.130%	0.130%	1,406,945	1,406,025.40	91.45	1,406,283.74	166.89
414 Total									8,116,000	8,110,563.33	1,046.86	8,112,788.09	1,177.90
132269	NOWCITYN3	500	NOW CITY NATL CHALKS	12/4/2008	4/22/2013		0.200%	0.200%	2,675	2,675.00	22.13	2,675.00	0.00
132272	NOWCITYN3	500	NOW CITY NATL CHALKS	12/5/2008	4/22/2013		0.200%	0.200%	13,375	13,375.00	110.57	13,375.00	0.00
133231	NOWCITYN3	500	NOW CITY NATL CHALKS	2/5/2009	4/22/2013		0.200%	0.200%	2,675	2,675.00	21.19	2,675.00	0.00
133441	NOWCITYN3	500	NOW CITY NATL CHALKS	2/18/2009	4/22/2013		0.200%	0.200%	2,675	2,675.00	21.00	2,675.00	0.00
133815	NOWCITYN3	500	NOW CITY NATL CHALKS	3/12/2009	4/22/2013		0.200%	0.200%	2,675	2,675.00	20.67	2,675.00	0.00
134420	NOWCITYN3	500	NOW CITY NATL CHALKS	4/13/2009	4/22/2013		0.200%	0.200%	2,675	2,675.00	20.20	2,675.00	0.00
135167	NOWCITYN3	500	NOW CITY NATL CHALKS	5/14/2009	4/22/2013		0.100%	0.100%	2,675	2,675.00	9.87	2,675.00	0.00
135557	NOWCITYN3	500	NOW CITY NATL Chalks	6/12/2009	4/22/2013		0.100%	0.100%	2,675	2,675.00	9.65	2,675.00	0.00
136057	NOWCITYN3	500	NOW CITY NATL Chalks	7/14/2009	4/22/2013		0.100%	0.100%	2,675	2,675.00	9.41	2,675.00	0.00
136522	NOWCITYN3	500	NOW CITY NATL CHALKS	8/6/2009	4/22/2013		0.100%	0.100%	2,675	2,675.00	9.24	2,675.00	0.00
136536	NOWCITYN3	500	NOW CITY NATL PEDRO	7/13/1998	4/22/2013		0.100%	0.100%	10,490	10,490.41	154.03	10,490.41	0.00
136537	NOWCITYN3	500	NOW CITY NATL SOHOTA	8/26/1999	4/22/2013		0.100%	0.100%	5,000	5,000.00	67.74	5,000.00	0.00
136538	NOWCITYN3	500	NOW CITY NATL MTGE E	8/17/2005	4/22/2013		0.100%	0.100%	71,657	71,657.36	536.24	71,657.36	0.00
136540	NOWCITYN3	500	NOW CITY NATL CHALKS	6/26/2008	4/22/2013		0.100%	0.100%	10,700	10,700.00	49.04	10,700.00	0.00
136541	NOWCITYN3	500	NOW CITY NATL CHALKS	8/14/2008	4/22/2013		0.100%	0.100%	2,675	2,675.00	11.90	2,675.00	0.00
136542	NOWCITYN3	500	NOW CITY NATL CHALKS	9/9/2008	4/22/2013		0.100%	0.100%	2,675	2,675.00	11.70	2,675.00	0.00

MIAMI-DADE COUNTY
REPORT WRITER
AS OF DATE: December 31 ,2012
SORTING ORDER: FUND ICC#

INVSMT NUMBER	CUSIP NUMBER	FUND NUMBER	DESCRIPTION	PURCHASE SET DATE	MATURITY DATE	CALL DATE	INTEREST RATE	YTM TRADING	SCHEDULED PAR VALUE	CURRENT BOOK VALUE	PERIOD-END INTEREST ACCRL	MARKET VALUE	UNREALIZED GAIN/LOSS
136543	NOWCITYN3	500	NOW CITY NATL CHALKS	10/3/2008	4/22/2013		0.100%	0.100%	2,675	2,675.00	11.52	2,675.00	0.00
136544	NOWCITYN3	500	NOW CITY NATL CHALKS	11/6/2008	4/22/2013		0.100%	0.100%	2,675	2,675.00	11.27	2,675.00	0.00
137024	NOWCITYN3	500	NOW CITY NATL CHALKS	9/14/2009	4/22/2013		0.100%	0.100%	2,675	2,675.00	8.95	2,675.00	0.00
137666	NOWCITYN3	500	NOW CITY NATL CHALKS	10/19/2009	4/22/2013		0.100%	0.100%	2,675	2,675.00	8.69	2,675.00	0.00
138220	NOWCITYN3	500	NOW CITY NATL CHALK	11/17/2009	4/22/2013		0.100%	0.100%	2,675	2,675.00	8.48	2,675.00	0.00
138653	NOWCITYN3	500	NOW CITY NATL Chalks	12/10/2009	4/22/2013		0.100%	0.100%	2,675	2,675.00	8.31	2,675.00	0.00
139237	NOWCITYN3	500	NOW CITY NATL Chalks	1/25/2010	4/22/2013		0.100%	0.100%	2,675	2,675.00	7.97	2,675.00	0.00
139667	NOWCITYN3	500	NOW CITY NATL Chalks	2/23/2010	4/22/2013		0.100%	0.100%	2,675	2,675.00	7.75	2,675.00	0.00
140570	NOWCITYN3	500	NOW CITY NATL Chalks	4/19/2010	4/22/2013		0.100%	0.100%	5,350	5,350.00	14.68	5,350.00	0.00
141393	NOWCITYN3	500	NOW CITY NATL Chalks	6/1/2010	4/22/2013		0.100%	0.100%	2,675	2,675.00	7.02	2,675.00	0.00
141661	NOWCITYN3	500	NOW CITY NATL CHALKS	6/21/2010	4/22/2013		0.100%	0.100%	2,675	2,675.00	6.87	2,675.00	0.00
142817	NOWCITYN3	500	NOW CITY NATL CHALKS	8/11/2010	4/22/2013		0.100%	0.100%	2,675	2,675.00	6.49	2,675.00	0.00
143154	NOWCITYN3	500	NOW CITY NATL CHALKS	9/20/2010	4/22/2013		0.100%	0.100%	2,675	2,675.00	6.20	2,675.00	0.00
143365	NOWCITYN3	500	NOW CITY NATL CHALKS	10/4/2010	4/22/2013		0.100%	0.100%	2,675	2,675.00	6.09	2,675.00	0.00
144324	NOWCITYN3	500	NOW CITY NATL CHALKS	11/24/2010	4/22/2013		0.100%	0.100%	2,675	2,675.00	5.71	2,675.00	0.00
148428	NOWCITYN3	500	NOW CITY NATL CHALKS	8/26/2011	4/22/2013		0.010%	0.010%	24,075	24,075.00	3.30	24,075.00	0.00
150993	NOWCITYN3	500	NOW CITY NATL CHALKS	2/24/2012	4/22/2013		0.100%	0.100%	8,071	8,071.43	7.00	8,071.43	0.00
152884	NOWCITYN3	500	NOW CITY NATL CHALKS	8/2/2012	4/22/2013		0.100%	0.100%	25,293	25,293.10	10.68	25,293.10	0.00
153649	NOWCITYN3	500	NOW CITY NATL CHALKS	10/10/2012	4/22/2013		0.100%	0.100%	5,456	5,455.92	1.26	5,455.92	0.00
153908	NOWCITYN3	500	NOW CITY NATL CHALKS	11/7/2012	4/22/2013		0.100%	0.100%	2,675	2,675.00	0.41	2,675.00	0.00
154281	NOWCITYN3	500	NOW CITY NATL CHALKS	12/10/2012	4/22/2013		0.100%	0.100%	2,675	2,675.00	0.16	2,675.00	0.00
		500 Total							251,693	251,693.22	1,233.39	251,693.22	0.00
153961	313397CB5	511	FHLMC D N	11/20/2012	2/19/2013		0.120%	0.120%	2,000,000	1,999,393.34	280.00	1,999,945.56	272.22
		511 Total							2,000,000	1,999,393.34	280.00	1,999,945.56	272.22
153962	313397CB5	522	FHLMC D N	11/20/2012	2/19/2013		0.120%	0.120%	700,000	699,787.67	98.00	699,980.94	95.27
		522 Total							700,000	699,787.67	98.00	699,980.94	95.27
154386	313589DU4	555	FNMA D N	12/28/2012	4/1/2013		0.090%	0.090%	1,020,000	1,019,760.30	10.20	1,019,847.00	76.50
		555 Total							1,020,000	1,019,760.30	10.20	1,019,847.00	76.50
154388	313313CQ9	566	FFCB D N	12/28/2012	3/4/2013		0.070%	0.070%	500,000	499,935.83	3.89	499,965.56	25.84
154387	313385DG8	566	FHLB D N	12/28/2012	3/20/2013		0.090%	0.090%	700,000	699,856.50	7.00	699,939.33	75.83
		566 Total							1,200,000	1,199,792.33	10.89	1,199,904.89	101.67
151205	WACHOVIA8	700	WACHOVIA INT BEARING	3/1/2012	1/1/2013		0.020%	0.020%	100,133	100,133.20	0.00	100,133.20	0.00
154254	313385BH8	700	FHLB D N	12/17/2012	2/1/2013		0.055%	0.055%	1,431,000	1,430,899.43	32.79	1,430,975.36	43.14
154253	313385BQ8	700	FHLB D N	12/17/2012	2/8/2013		0.050%	0.050%	2,300,000	2,299,830.69	47.92	2,299,951.44	72.83
154252	313397CH2	700	FHLMC D N	12/17/2012	2/25/2013		0.070%	0.070%	1,500,000	1,499,795.83	43.75	1,499,954.17	114.59
		700 Total							5,331,133	5,330,659.15	124.46	5,331,014.17	230.56
151206	825252869	712	AIM MONEY MARKET - D	3/1/2012	1/1/2013		0.020%	0.020%	3,852,100	3,852,100.00	0.01	3,852,100.00	0.00
154068	9127956Z9	712	TREASURY BILLS	11/29/2012	1/3/2013		0.056%	0.056%	295,200	295,183.93	15.15	295,200.00	0.92
152388	313397AC5	712	FHLMC D N	6/28/2012	1/3/2013		0.160%	0.160%	3,200,000	3,197,312.00	2,659.56	3,199,996.44	24.88
151692	313589AC7	712	FNMA D N	4/19/2012	1/3/2013		0.150%	0.150%	5,005,000	4,999,598.77	5,359.52	5,004,994.44	36.15
151583	313397AG6	712	FHLMC D N	4/12/2012	1/7/2013		0.180%	0.180%	1,281,000	1,279,270.65	1,690.92	1,280,995.73	34.16
153306	313397AG6	712	FHLMC D N	9/19/2012	1/7/2013		0.130%	0.130%	812,000	811,677.46	304.95	811,997.29	14.88
152389	313589AG8	712	FNMA D N	6/28/2012	1/7/2013		0.160%	0.160%	1,400,000	1,398,799.11	1,163.56	1,399,995.33	32.66
154043	313385AJ5	712	FHLB D N	11/28/2012	1/9/2013		0.080%	0.080%	3,532,000	3,531,670.35	266.86	3,531,984.30	47.09
154313	313385AJ5	712	FHLB D N	12/20/2012	1/9/2013		0.015%	0.015%	2,091,000	2,090,982.58	10.45	2,090,990.71	(2.32)
154181	313589AJ2	712	FNMA D N	12/11/2012	1/9/2013		0.070%	0.070%	629,900	629,864.48	25.72	629,897.20	7.00
154354	313589AJ2	712	FNMA D N	12/26/2012	1/9/2013		0.030%	0.030%	4,726,700	4,726,644.86	23.63	4,726,678.99	10.50
154144	9127955V9	712	TREASURY BILLS	12/6/2012	1/10/2013		0.052%	0.052%	929,000	928,953.03	34.89	928,990.71	2.79
154393	313397AL5	712	FHLMC D N	12/28/2012	1/1/2013		0.010%	0.010%	4,775,000	4,774,981.43	5.31	4,774,973.47	(13.27)
154369	313397AP6	712	FHLMC D N	12/27/2012	1/14/2013		0.025%	0.025%	4,360,800	4,360,745.49	15.14	4,360,768.51	7.88
154203	313589AP8	712	FNMA D N	12/12/2012	1/14/2013		0.070%	0.070%	5,055,000	5,054,675.64	196.58	5,054,863.49	91.27
154259	313589AP8	712	FNMA D N	12/17/2012	1/14/2013		0.040%	0.040%	2,000,000	1,999,937.78	33.33	1,999,985.56	14.45
152657	313589AR4	712	FNMA D N	7/25/2012	1/16/2013		0.150%	0.150%	3,754,000	3,751,262.71	2,502.67	3,753,968.72	203.34
153286	313589AR4	712	FNMA D N	9/17/2012	1/16/2013		0.135%	0.135%	3,256,000	3,254,522.59	1,294.26	3,255,972.87	156.02
152488	313397AX9	712	FHLMC D N	7/9/2012	1/22/2013		0.180%	0.180%	2,911,000	2,908,132.67	2,561.68	2,910,966.04	271.69
152944	313397AX9	712	FHLMC D N	8/20/2012	1/22/2013		0.150%	0.150%	1,440,000	1,439,070.00	804.00	1,439,983.20	109.20

MIAMI-DADE COUNTY
REPORT WRITER
AS OF DATE: December 31 ,2012
SORTING ORDER: FUND ICC#

INVSMT NUMBER	CUSIP NUMBER	FUND NUMBER	DESCRIPTION	PURCHASE SET DATE	MATURITY DATE	CALL DATE	INTEREST RATE	YTM TRADING	SCHEDULED PAR VALUE	CURRENT BOOK VALUE	PERIOD-END INTEREST ACCRL	MARKET VALUE	UNREALIZED GAIN/LOSS
152513	313313BH0	712	FFCB D N	7/11/2012	2/1/2013		0.180%	0.180%	1,002,000	1,000,972.95	871.74	1,001,982.74	138.05
151693	313385BL9	712	FHLB D N	4/19/2012	2/4/2013		0.170%	0.170%	2,089,000	2,086,129.37	2,535.23	2,088,960.54	295.94
152480	313385BL9	712	FHLB D N	7/6/2012	2/4/2013		0.180%	0.180%	2,600,000	2,597,231.00	2,327.00	2,599,950.89	392.89
152319	9127955Z0	712	TREASURY BILLS	6/25/2012	2/7/2013		0.152%	0.152%	4,736,000	4,731,475.74	3,786.83	4,735,857.92	595.35
152605	9127955Z0	712	TREASURY BILLS	7/19/2012	2/7/2013		0.130%	0.130%	7,826,000	7,820,263.11	4,691.25	7,825,765.22	810.86
153927	313397BT7	712	FHLMC D N	11/15/2012	2/11/2013		0.130%	0.130%	2,022,000	2,021,357.45	343.18	2,021,953.94	253.31
154012	313397BT7	712	FHLMC D N	11/26/2012	2/11/2013		0.115%	0.115%	1,000,000	999,754.03	115.00	999,977.22	108.19
153101	313589BV4	712	FNMA D N	8/30/2012	2/13/2013		0.150%	0.150%	1,301,000	1,300,094.72	672.18	1,300,968.92	202.02
153973	313589BV4	712	FNMA D N	11/20/2012	2/13/2013		0.110%	0.110%	4,434,000	4,432,848.39	569.03	4,433,894.08	476.66
154183	313313BX5	712	FFCB D N	12/11/2012	2/15/2013		0.090%	0.090%	1,223,000	1,222,798.21	64.21	1,222,969.43	107.01
153999	313589CB7	712	FNMA D N	11/21/2012	2/19/2013		0.125%	0.125%	600,200	600,012.44	85.44	600,183.66	85.78
153238	3133EAU30	712	FFCB C I	9/12/2012	3/12/2015	1/7/2013	0.320%	0.360%	1,300,000	1,298,700.00	1,259.56	1,299,961.00	1,261.00
153225	3133EAU22	712	FFCB C I	9/12/2012	9/12/2016	9/12/2013	0.680%	0.680%	3,700,000	3,700,000.00	7,617.89	3,708,621.00	8,621.00
153217	3133EAK98	712	FFCB C I	9/13/2012	2/15/2017	1/7/2013	0.850%	0.862%	1,000,000	1,000,161.11	3,211.11	1,000,070.00	570.00
153224	3133EAK80	712	FFCB C I	9/12/2012	5/15/2017	1/7/2013	0.900%	0.911%	2,700,000	2,698,701.44	3,105.00	2,699,919.00	1,217.56
152709	3133806R3	712	FHLB C I	8/7/2012	8/7/2017	2/7/2013	1.000%	1.003%	2,830,000	2,829,575.50	11,320.00	2,832,462.10	2,886.60
152708	3134G3A42	712	FHLMC C I	8/14/2012	8/14/2017	2/14/2013	1.000%	1.015%	1,600,000	1,598,800.00	6,088.89	1,601,680.00	2,880.00
152804	3135G0NF6	712	FNMA C I	8/21/2012	8/21/2017	8/21/2013	1.000%	1.000%	1,200,000	1,200,000.00	4,333.33	1,204,236.00	4,236.00
152808	3134G3C81	712	FHLMC C I	8/22/2012	8/22/2017	2/22/2013	1.010%	1.027%	2,100,000	2,098,215.00	7,600.25	2,102,709.00	4,494.00
153227	313380P92	712	FHLB C I	9/26/2012	9/26/2017	3/26/2013	1.000%	1.003%	3,300,000	3,299,505.00	8,708.33	3,301,518.00	2,013.00
712 Total									103,868,900	103,821,980.99	88,273.64	103,889,043.66	32,694.51
151207	825252869	713	AIM MONEY MARKET - D	3/1/2012	1/1/2013		0.020%	0.020%	1,625,628	1,625,628.15	-0.02	1,625,628.15	0.00
153732	313397AC5	713	FHLMC D N	10/25/2012	1/3/2013		0.100%	0.100%	3,236,000	3,235,370.78	611.24	3,235,996.40	14.38
153787	313397AG6	713	FHLMC D N	11/1/2012	1/7/2013		0.110%	0.110%	2,077,000	2,076,574.79	387.13	2,076,993.08	31.16
154314	313385AJ5	713	FHLB D N	12/20/2012	1/9/2013		0.015%	0.015%	2,003,000	2,002,983.31	10.01	2,002,991.10	(2.22)
154408	9127955V9	713	TREASURY BILLS	12/31/2012	1/10/2013		0.023%	0.023%	604,000	603,996.14	0.39	603,993.96	(2.57)
153926	313385AK2	713	FHLB D N	11/15/2012	1/10/2013		0.080%	0.080%	2,000,000	1,999,751.11	208.89	1,999,990.00	30.00
153375	313313AP3	713	FFCB D N	9/26/2012	1/14/2013		0.100%	0.100%	1,152,600	1,152,247.82	310.56	1,152,591.68	33.30
154070	9127957B1	713	TREASURY BILLS	11/29/2012	1/17/2013		0.057%	0.057%	2,409,000	2,408,813.10	125.87	2,408,975.91	36.94
154159	9127957B1	713	TREASURY BILLS	12/7/2012	1/17/2013		0.063%	0.063%	35,000	34,997.49	1.53	34,999.65	0.63
153377	313313AX6	713	FFCB D N	9/26/2012	1/22/2013		0.110%	0.110%	3,500,000	3,498,738.06	1,037.36	3,499,959.17	183.75
154278	313385AZ9	713	FHLB D N	12/18/2012	1/24/2013		0.020%	0.020%	1,214,000	1,213,975.05	9.44	1,213,984.49	0.00
153788	313313BE7	713	FFCB D N	11/1/2012	1/29/2013		0.120%	0.120%	1,501,000	1,500,554.70	305.21	1,500,976.65	116.74
154411	313385BG0	713	FHLB D N	12/31/2012	1/31/2013		0.020%	0.020%	1,784,100	1,784,069.27	0.99	1,784,070.27	0.01
153836	313397BL4	713	FHLMC D N	11/7/2012	2/4/2013		0.128%	0.128%	3,450,000	3,448,912.53	672.03	3,449,934.83	350.27
153864	313589BN2	713	FNMA D N	11/9/2012	2/6/2013		0.133%	0.133%	3,001,000	3,000,013.25	587.62	3,000,939.98	339.11
150771	3133785X5	713	FHLB - BULLET	2/9/2012	2/8/2013		0.170%	0.173%	2,500,000	2,499,962.60	1,676.39	2,500,125.00	162.40
154374	313385BV7	713	FHLB D N	12/27/2012	2/13/2013		0.065%	0.065%	2,434,000	2,433,789.05	21.97	2,433,941.85	130.83
153997	313589CB7	713	FNMA D N	11/21/2012	2/19/2013		0.125%	0.125%	1,200,800	1,200,424.75	170.95	1,200,767.31	171.61
150376	31331K6N5	713	FFCB - BULLET	1/19/2012	2/19/2013		0.180%	0.189%	4,000,000	3,999,815.62	2,640.00	4,000,320.00	504.38
153379	313313CH9	713	FFCB D N	9/26/2012	2/25/2013		0.110%	0.110%	1,000,000	999,535.56	296.39	999,969.44	137.49
154418	313385CH7	713	FHLB D N	12/31/2012	2/25/2013		0.020%	0.020%	2,230,000	2,229,930.62	1.24	2,229,931.86	0.00
153865	313397CR0	713	FHLMC D N	11/9/2012	3/5/2013		0.140%	0.140%	2,501,000	2,499,871.77	515.48	2,500,824.93	437.68
153902	9127957L9	713	TREASURY BILLS	11/14/2012	3/14/2013		0.125%	0.125%	2,000,000	1,999,166.67	333.33	1,999,860.00	360.00
153928	313397DN8	713	FHLMC D N	11/15/2012	3/26/2013		0.140%	0.140%	2,500,000	2,498,726.39	456.94	2,499,766.67	583.34
153866	313385DV5	713	FHLB D N	11/9/2012	4/2/2013		0.130%	0.130%	2,707,000	2,705,592.36	518.09	2,706,589.44	478.99
153929	313385DW3	713	FHLB D N	11/15/2012	4/3/2013		0.160%	0.160%	3,345,000	3,342,933.53	698.73	3,344,487.10	854.84
154016	313589ED1	713	FNMA D N	11/26/2012	4/10/2013		0.140%	0.140%	4,149,000	4,146,821.78	580.86	4,148,315.42	912.78
154044	912796AA7	713	TREASURY BILLS	11/28/2012	4/18/2013		0.110%	0.110%	1,714,000	1,713,261.55	178.07	1,713,640.06	200.44
154204	9127956L0	713	TREASURY BILLS	12/12/2012	5/2/2013		0.090%	0.090%	2,973,000	2,971,952.02	148.65	2,972,167.56	66.89
713 Total									64,846,128	64,828,409.82	12,505.34	64,842,731.96	6,133.17
151208	825252869	714	AIM MONEY MARKET - D	3/1/2012	1/1/2013		0.020%	0.020%	3,717,000	3,717,000.00	0.00	3,717,000.00	0.00
154069	9127956Z9	714	TREASURY BILLS	11/29/2012	1/3/2013		0.056%	0.056%	3,498,800	3,498,609.51	179.60	3,498,800.00	10.89
154129	313397AC5	714	FHLMC D N	12/5/2012	1/3/2013		0.080%	0.080%	1,100,000	1,099,929.11	66.00	1,099,998.78	3.67
154180	313397AG6	714	FHLMC D N	12/11/2012	1/7/2013		0.060%	0.060%	3,275,000	3,274,852.63	114.62	3,274,989.08	21.83
154309	313397AG6	714	FHLMC D N	12/20/2012	1/7/2013		0.035%	0.035%	3,500,000	3,499,938.75	40.83	3,499,988.33	8.75

MIAMI-DADE COUNTY
REPORT WRITER
AS OF DATE: December 31 ,2012
SORTING ORDER: FUND ICC#

INVSMT NUMBER	CUSIP NUMBER	FUND NUMBER	DESCRIPTION	PURCHASE SET DATE	MATURITY DATE	CALL DATE	INTEREST RATE	YTM TRADING	SCHEDULED PAR VALUE	CURRENT BOOK VALUE	PERIOD-END INTEREST ACCRL	MARKET VALUE	UNREALIZED GAIN/LOSS
154116	313589AJ2	714	FNMA D N	12/4/2012	1/9/2013		0.075%	0.075%	1,313,000	1,312,901.53	76.59	1,312,994.16	16.04
154182	313589AJ2	714	FNMA D N	12/11/2012	1/9/2013		0.070%	0.070%	1,307,100	1,307,026.29	53.38	1,307,094.19	14.52
154142	9127955V9	714	TREASURY BILLS	12/6/2012	1/10/2013		0.052%	0.052%	6,470,000	6,469,672.91	242.98	6,469,935.30	19.41
154368	9127955V9	714	TREASURY BILLS	12/27/2012	1/10/2013		0.010%	0.010%	10,000,000	9,999,961.11	13.89	9,999,900.00	(75.00)
154158	313385AL0	714	FHLB D N	12/7/2012	1/11/2013		0.080%	0.080%	4,000,000	3,999,688.89	222.22	3,999,977.78	66.67
154394	313397AL5	714	FHLMC D N	12/28/2012	1/11/2013		0.010%	0.010%	460,000	459,998.21	0.51	459,997.44	(1.28)
154209	313589AP8	714	FNMA D N	12/13/2012	1/14/2013		0.045%	0.045%	12,610,600	12,610,095.58	299.50	12,610,508.92	113.84
154160	9127957B1	714	TREASURY BILLS	12/7/2012	1/17/2013		0.063%	0.063%	6,262,000	6,261,550.70	273.96	6,261,937.38	112.72
154276	9127957B1	714	TREASURY BILLS	12/18/2012	1/17/2013		0.006%	0.006%	4,629,000	4,628,976.86	10.80	4,628,953.71	(33.95)
154310	9127957B1	714	TREASURY BILLS	12/20/2012	1/17/2013		0.022%	0.022%	11,657,000	11,656,800.54	85.48	11,656,883.43	(2.59)
154371	313397AY7	714	FHLMC D N	12/27/2012	1/23/2013		0.010%	0.010%	10,932,100	10,932,018.01	15.18	10,931,966.39	(66.80)
154373	9127957C9	714	TREASURY BILLS	12/27/2012	1/24/2013		0.043%	0.043%	4,396,000	4,395,853.00	26.25	4,395,956.04	76.79
154261	313385AZ9	714	FHLB D N	12/17/2012	1/24/2013		0.040%	0.040%	8,489,000	8,488,641.58	141.48	8,488,891.53	108.47
154412	313385BG0	714	FHLB D N	12/31/2012	1/31/2013		0.020%	0.020%	842,400	842,385.49	0.47	842,385.96	0.00
714 Total									98,459,000	98,455,900.70	1,863.74	98,458,158.42	393.98
153349	316175108	740	FIDELITY GOVT FUND -	9/25/2012	1/1/2013		0.010%	0.010%	0	0.00	0.00	0.00	0.00
154205	313397DP3	740	FHLMC D N	12/13/2012	3/27/2013		0.110%	0.110%	589,000	588,812.83	34.19	588,944.37	97.35
153570	313313DU9	740	FFCB D N	10/15/2012	4/1/2013		0.150%	0.150%	20,000,000	19,986,000.00	6,500.00	19,997,000.00	4,500.00
153434	313385DU7	740	FHLB D N	10/2/2012	4/1/2013		0.150%	0.150%	150,000	149,886.88	56.87	149,977.50	33.75
153489	313385DU7	740	FHLB D N	10/5/2012	4/1/2013		0.150%	0.150%	566,000	565,580.22	207.53	565,915.10	127.35
154389	313385DU7	740	FHLB D N	12/28/2012	4/1/2013		0.095%	0.095%	8,000,000	7,998,015.56	84.44	7,998,800.00	700.00
154390	313385DU7	740	FHLB D N	12/28/2012	4/1/2013		0.090%	0.090%	5,000,000	4,998,825.00	50.00	4,999,250.00	375.00
153465	313397DU2	740	FHLMC D N	10/5/2012	4/1/2013		0.150%	0.150%	25,019,000	25,010,444.24	9,173.63	25,015,247.15	5,629.28
153559	313397DU2	740	FHLMC D N	10/15/2012	4/1/2013		0.150%	0.150%	4,452,000	4,448,883.60	1,446.90	4,451,332.20	1,001.70
153629	313397DU2	740	FHLMC D N	10/18/2012	4/1/2013		0.150%	0.153%	20,874,000	20,859,362.11	6,653.59	20,870,868.90	4,853.20
154317	313397DU2	740	FHLMC D N	12/20/2012	4/1/2013		0.080%	0.080%	4,130,000	4,129,063.87	110.13	4,129,380.50	206.50
153936	313589DU4	740	FNMA D N	11/15/2012	4/1/2013		0.150%	0.150%	26,871,000	26,855,661.14	5,262.24	26,866,969.35	6,045.97
154391	313589DU4	740	FNMA D N	12/28/2012	4/1/2013		0.080%	0.080%	9,731,000	9,728,967.30	86.50	9,729,540.35	486.55
740 Total									125,382,000	125,309,502.75	29,666.02	125,363,225.42	24,056.65
152295	316175108	741	FIDELITY GOVT FUND -	6/22/2012	1/1/2013		0.010%	0.010%	0	0.00	0.00	0.00	0.00
151446	313397AG6	741	FHLMC D N	3/30/2012	1/7/2013		0.180%	0.180%	58,000	57,917.93	80.33	57,999.81	1.55
151441	313397AJ0	741	FHLMC D N	3/29/2012	1/9/2013		0.175%	0.175%	552,000	551,232.57	745.96	551,997.55	19.02
150478	313313AP3	741	FFCB D N	1/31/2012	1/14/2013		0.130%	0.130%	23,000	22,971.01	27.91	22,999.83	0.91
153416	313397AX9	741	FHLMC D N	9/28/2012	1/22/2013		0.135%	0.135%	1,744,000	1,743,241.36	621.30	1,743,979.65	116.99
134879	31331GVD8	741	FFCB - BULLET	5/8/2009	4/8/2013		2.200%	2.251%	7,000,000	6,998,317.75	35,505.56	7,038,780.00	40,462.25
151809	313397ES6	741	FHLMC D N	5/2/2012	4/23/2013		0.190%	0.190%	77,000	76,855.33	99.16	76,985.63	31.14
153551	3136G0V73	741	FNMA STEP UP	10/23/2012	4/23/2013		0.625%	0.625%	3,000,000	3,000,000.00	3,541.67	3,002,250.00	2,250.00
152418	3136G0ND9	741	FNMA STEP UP	6/29/2012	6/21/2013		0.625%	0.625%	4,245,000	4,245,000.00	736.97	4,254,763.50	9,763.50
152419	3136G0QH7	741	FNMA STEP UP	6/29/2012	6/28/2013		0.750%	0.750%	4,000,000	4,000,000.00	250.00	4,011,840.00	11,840.00
153064	9127957E5	741	TREASURY BILLS	8/28/2012	8/22/2013		0.173%	0.173%	3,000,000	2,994,839.38	1,811.25	2,997,540.00	889.37
153038	3136G0YU9	741	FNMA STEP UP	8/28/2012	8/28/2013		0.750%	0.760%	3,000,000	2,999,700.00	7,687.50	3,012,030.00	12,330.00
154357	3136G16V6	741	FNMA STEP UP	12/27/2012	12/27/2013		0.600%	0.600%	3,000,000	3,000,000.00	200.00	2,998,260.00	(1,740.00)
152421	3136G0QS3	741	FNMA STEP UP	7/2/2012	12/28/2013	6/28/2013	0.625%	0.625%	3,000,000	3,000,000.00	156.25	3,007,080.00	7,080.00
139795	31331JGC1	741	FFCB - BULLET	3/5/2010	3/5/2010		2.125%	2.125%	2,160,000	2,160,000.00	14,790.00	2,207,628.00	47,628.00
152308	3136G0NC1	741	FNMA STEP UP	6/28/2012	6/28/2014	6/28/2013	0.750%	0.780%	5,028,000	5,025,743.60	314.25	5,040,720.84	14,977.24
152539	3136G0QU8	741	FNMA STEP UP	7/17/2012	7/25/2014	7/17/2013	0.750%	0.750%	3,000,000	3,000,000.00	10,250.00	3,008,490.00	8,490.00
142167	31331JWS8	741	FFCB - BULLET	7/28/2010	7/28/2014		1.500%	1.562%	3,000,000	2,996,422.36	19,125.00	3,058,470.00	62,047.64
153160	3136G0ZA2	741	FNMA STEP UP	9/13/2012	9/12/2014	9/12/2013	0.750%	0.750%	2,253,000	2,253,046.94	5,116.19	2,259,105.63	6,105.63
154052	3136G07A3	741	FNMA STEP UP	12/13/2012	12/13/2014	12/13/2013	0.700%	0.725%	1,692,000	1,691,154.00	592.20	1,689,157.44	(1,996.56)
154050	3136G13C1	741	FNMA STEP UP	12/19/2012	12/19/2014	12/19/2013	0.750%	0.750%	2,500,000	2,500,000.00	625.00	2,496,150.00	(3,850.00)
154267	3136G16W4	741	FNMA STEP UP	12/27/2012	12/27/2014	12/27/2013	0.650%	0.650%	3,138,000	3,138,000.00	226.63	3,128,334.96	(9,665.04)
153617	3136G0Q79	741	FNMA STEP UP	10/25/2012	4/25/2015	10/25/2013	0.600%	0.600%	2,800,000	2,800,000.00	3,080.00	2,803,556.00	3,556.00
154051	3136G13Q0	741	FNMA STEP UP	12/26/2012	6/26/2015	12/26/2013	0.750%	0.750%	3,488,000	3,488,000.00	363.33	3,499,510.40	11,510.40
144035	31398A5R9	741	FNMA C I	11/12/2010	11/12/2015	11/12/2015	1.625%	1.646%	5,000,000	4,997,004.38	11,059.03	5,167,350.00	170,345.62
148285	3136FRS38	741	FNMA C I	9/6/2011	9/6/2016	9/6/2013	1.400%	1.400%	2,000,000	2,000,000.00	8,944.44	2,015,080.00	15,080.00
150383	3136FTA58	741	FNMA C I	1/30/2012	1/30/2017	1/30/2013	1.300%	1.300%	4,000,000	4,000,000.00	21,811.11	4,003,480.00	3,480.00

MIAMI-DADE COUNTY
REPORT WRITER
AS OF DATE: December 31 ,2012
SORTING ORDER: FUND ICC#

INVSMT NUMBER	CUSIP NUMBER	FUND NUMBER	DESCRIPTION	PURCHASE SET DATE	MATURITY DATE	CALL DATE	INTEREST RATE	YTM TRADING	SCHEDULED PAR VALUE	CURRENT BOOK VALUE	PERIOD-END INTEREST ACCRL	MARKET VALUE	UNREALIZED GAIN/LOSS
151005	3135G0HW6	741	FNMA C I	3/8/2012	3/8/2017	3/8/2013	1.375%	1.375%	8,000,000	8,000,000.00	34,527.78	7,992,960.00	(7,040.00)
150941	3136FTZ93	741	FNMA C I	3/13/2012	3/13/2017	3/13/2013	1.350%	1.350%	3,280,000	3,280,000.00	13,284.00	3,277,441.60	(2,558.40)
153068	3135G0NX7	741	FNMA C I	9/13/2012	3/13/2017	9/13/2013	1.000%	1.000%	5,200,000	5,200,000.00	15,600.00	5,232,500.00	32,500.00
152130	3134G3XE5	741	FHLMC C I	6/7/2012	6/7/2017	6/7/2013	1.150%	1.150%	3,000,000	3,000,000.00	2,300.00	3,009,540.00	9,540.00
152163	3134G3XE5	741	FHLMC C I	6/8/2012	6/7/2017	6/7/2013	1.150%	1.150%	1,605,000	1,605,000.00	1,230.50	1,610,103.90	5,103.90
152225	3135G0MA8	741	FNMA C I	6/28/2012	6/28/2017	6/28/2013	1.200%	1.200%	4,000,000	4,000,000.00	400.00	4,017,480.00	17,480.00
152226	3136G0NE7	741	FNMA C I	6/28/2012	6/28/2017	6/28/2013	1.150%	1.153%	4,533,000	4,532,388.57	434.41	4,550,724.03	18,335.46
152279	3136G0PB1	741	FNMA C I	6/28/2012	6/28/2017	6/28/2013	1.160%	1.160%	4,115,000	4,115,000.00	397.78	4,132,776.80	17,776.80
152540	3134G3YK0	741	FHLMC C I	7/24/2012	7/24/2017	7/24/2013	1.125%	1.125%	5,500,000	5,500,000.00	26,984.38	5,520,955.00	20,955.00
152489	3136G0RTO	741	FNMA C I	7/26/2012	7/26/2017	7/26/2013	1.150%	1.150%	5,961,000	5,961,000.00	29,515.23	5,982,638.43	21,638.43
152706	3135G0MWO	741	FNMA C I	8/9/2012	8/9/2017	8/9/2013	1.050%	1.055%	6,149,000	6,147,462.75	25,467.11	6,168,615.31	21,152.56
153327	3135G0NC3	741	FNMA C I	9/28/2012	8/14/2017	8/14/2013	1.000%	1.000%	6,200,000	6,207,577.78	23,594.45	6,221,886.00	21,886.00
153226	3134G3C81	741	FHLMC C I	9/13/2012	8/22/2017	2/22/2013	1.010%	1.015%	4,555,000	4,556,544.90	16,485.30	4,560,875.95	7,014.70
153347	3135G0NH2	741	FNMA C I	9/28/2012	8/23/2017	8/23/2013	0.950%	0.954%	2,548,000	2,549,843.76	8,606.58	2,556,102.64	8,612.24
153034	3134G3E71	741	FHLMC C I	8/28/2012	8/28/2017	2/28/2013	1.030%	1.040%	5,000,000	4,997,500.00	17,595.83	5,007,650.00	10,150.00
153159	3133EAR26	741	FFCB C I	9/6/2012	9/5/2017	9/5/2013	0.970%	1.001%	2,600,000	2,596,170.06	8,126.45	2,606,786.00	10,686.00
153398	3133EAR26	741	FFCB C I	9/28/2012	9/5/2017	9/5/2013	0.970%	0.970%	3,500,000	3,502,169.03	10,939.45	3,509,135.00	9,135.00
153215	3134G3H52	741	FHLMC C I	9/13/2012	9/12/2017	9/12/2013	1.000%	1.000%	4,000,000	4,000,111.11	12,111.11	4,011,360.00	11,360.00
154392	3133ECA95	741	FFCB C I	12/28/2012	9/18/2017	3/18/2013	0.790%	0.833%	4,162,000	4,154,589.33	1,187.33	4,147,724.34	(5,951.66)
153078	3134G3J27	741	FHLMC C I	9/20/2012	9/20/2017	9/20/2013	1.050%	1.050%	4,200,000	4,200,000.00	12,372.50	4,211,424.00	11,424.00
153310	3134G3M23	741	FHLMC C I	9/28/2012	9/28/2017	3/28/2013	1.020%	1.028%	4,800,000	4,798,080.00	12,648.00	4,806,672.00	8,592.00
154328	3133813R4	741	FHLC C I	12/21/2012	11/9/2017	5/9/2013	1.000%	1.004%	3,135,000	3,138,030.50	4,528.33	3,141,708.90	7,335.90
154349	3133813R4	741	FHLB C I	12/26/2012	11/9/2017	5/9/2013	1.000%	1.000%	1,900,000	1,902,480.56	2,744.45	1,904,066.00	4,066.00
154282	3136G14K2	741	FNMA C I	12/21/2012	12/21/2017	6/21/2013	0.900%	0.910%	1,988,000	1,987,006.00	497.00	1,983,725.80	(3,280.20)
741 Total									172,689,000	172,670,400.96	429,339.01	173,318,390.94	666,667.39
153429	313397AJ0	742	FHLMC D N	10/1/2012	1/9/2013		0.120%	0.120%	51,000	50,983.00	15.64	50,999.77	1.13
742 Total									51,000	50,983.00	15.64	50,999.77	1.13
151209	825252869	756	AIM MONEY MARKET - D	3/1/2012	1/1/2013		0.020%	0.020%	827,345	827,345.21	0.00	827,345.21	0.00
756 Total									827,345	827,345.21	0.00	827,345.21	0.00
151210	825252869	760	AIM MONEY MARKET - D	3/1/2012	1/1/2013		0.020%	0.020%	122,900	122,900.00	-0.01	122,900.00	0.00
153462	9127955V9	760	TREASURY BILLS	10/3/2012	1/10/2013		0.085%	0.085%	4,003,200	4,002,264.25	850.68	4,003,159.97	45.04
153376	313313AP3	760	FFCB D N	9/26/2012	1/14/2013		0.100%	0.100%	347,400	347,293.85	93.61	347,397.49	10.03
154260	313589AP8	760	FNMA D N	12/17/2012	1/14/2013		0.040%	0.040%	800,000	799,975.11	13.33	799,994.22	5.78
154413	313385BG0	760	FHLB D N	12/31/2012	1/31/2013		0.020%	0.020%	13,000	12,999.78	0.01	12,999.78	(0.01)
153639	313397BM2	760	FHLMC D N	10/18/2012	2/5/2013		0.130%	0.130%	267,700	267,593.66	72.50	267,694.79	28.63
153536	9127957F2	760	TREASURY BILLS	10/11/2012	2/14/2013		0.125%	0.125%	5,078,200	5,075,981.84	1,443.56	5,077,996.87	571.47
154161	313313BX5	760	FFCB D N	12/7/2012	2/15/2013		0.090%	0.090%	3,000,000	2,999,475.00	187.50	2,999,925.00	262.50
153287	313313CH9	760	FFCB D N	9/17/2012	2/25/2013		0.130%	0.130%	1,000,000	999,418.61	382.78	999,969.44	168.05
153419	313313EB0	760	FFCB D N	9/28/2012	4/8/2013		0.155%	0.155%	6,000,000	5,995,040.00	2,454.17	5,999,030.00	1,535.83
153480	313313EB0	760	FFCB D N	10/4/2012	4/8/2013		0.155%	0.155%	1,000,000	999,199.17	383.19	999,838.33	255.97
153501	313313EC8	760	FFCB D N	10/9/2012	4/9/2013		0.155%	0.155%	1,145,000	1,144,102.77	414.11	1,144,812.98	296.10
154264	313589GU1	760	FNMA D N	12/17/2012	6/12/2013		0.100%	0.100%	2,712,000	2,710,666.60	113.00	2,710,779.60	0.00
154291	313397GZ8	760	FHLMC D N	12/19/2012	6/17/2013		0.120%	0.120%	953,500	952,927.90	41.32	953,057.68	88.46
153850	313313HG6	760	FFCB D N	11/8/2012	6/24/2013		0.175%	0.175%	3,954,800	3,950,416.76	1,038.14	3,952,888.51	1,433.61
153882	313313HG6	760	FFCB D N	11/13/2012	6/24/2013		0.175%	0.175%	1,503,000	1,501,370.71	358.01	1,502,273.55	544.83
153975	313313HG6	760	FFCB D N	11/20/2012	6/24/2013		0.170%	0.170%	5,005,000	4,999,894.90	992.66	5,002,580.92	1,693.36
154263	313397HH7	760	FHLMC D N	12/17/2012	6/25/2013		0.145%	0.145%	3,000,000	2,997,704.17	181.25	2,998,541.67	656.25
154162	313589HP1	760	FNMA D N	12/7/2012	7/1/2013		0.160%	0.160%	3,622,000	3,618,683.86	402.44	3,619,996.83	910.53
152871	3136G0XQ9	760	FNMA STEP UP	8/22/2012	8/22/2013	2/22/2013	0.625%	0.625%	1,300,000	1,300,000.00	2,911.46	1,301,027.00	1,027.00
154248	313385LF1	760	FHLB D N	12/14/2012	9/3/2013		0.160%	0.160%	2,573,000	2,569,992.45	205.84	2,570,548.50	350.21
153307	313313LQ9	760	FFCB D N	9/19/2012	9/12/2013		0.180%	0.180%	1,922,000	1,918,559.62	999.44	1,920,101.49	542.43
154265	313385MK9	760	FHLB D N	12/17/2012	10/1/2013		0.140%	0.140%	1,000,000	998,880.00	58.33	998,870.00	(68.33)
154017	313397MK4	760	FHLMC D N	11/26/2012	10/1/2013		0.170%	0.170%	3,318,000	3,313,158.49	564.06	3,314,250.66	528.11
154163	313589MK6	760	FNMA D N	12/7/2012	10/1/2013		0.160%	0.160%	3,839,907.51	3,839,907.51	427.22	3,840,655.15	320.42
153481	313385ML7	760	FHLB D N	10/4/2012	10/2/2013		0.170%	0.170%	2,792,000	2,787,214.05	1,173.41	2,788,817.12	429.66
154312	313313MV7	760	FFCB D N	12/20/2012	10/11/2013		0.155%	0.155%	2,319,000	2,316,054.55	119.81	2,316,286.77	112.41

**MIAMI-DADE COUNTY
REPORT WRITER**

AS OF DATE: December 31 ,2012

SORTING ORDER: FUND ICC#

INVSMT NUMBER	CUSIP NUMBER	FUND NUMBER	DESCRIPTION	PURCHASE SET DATE	MATURITY DATE	CALL DATE	INTEREST RATE	YTM TRADING	SCHEDULED PAR VALUE	CURRENT BOOK VALUE	PERIOD-END INTEREST ACCRL	MARKET VALUE	UNREALIZED GAIN/LOSS
152805	3136G0VT5	760	FNMA STEP UP	8/22/2012	8/22/2015	8/22/2013	0.700%	0.700%	1,400,000	1,400,000.00	3,511.67	1,402,506.00	2,506.00
153216	3133EAK98	760	FFCB C I	9/13/2012	2/15/2017	1/7/2013	0.850%	0.862%	2,000,000	2,000,322.22	6,422.22	2,000,140.00	1,140.00
152873	3134G3E71	760	FHLMC C I	8/28/2012	8/28/2017	2/28/2013	1.030%	1.057%	2,200,000	2,197,140.00	7,742.17	2,203,366.00	6,226.00
153110	3133EAS33	760	FFCB C I	9/5/2012	9/5/2017	1/7/2013	0.990%	1.021%	2,300,000	2,296,550.00	7,337.00	2,300,184.00	3,634.00
153214	3133EAU97	760	FFCB C I	9/13/2012	9/13/2017	1/7/2013	1.020%	1.020%	6,000,000	6,000,000.00	18,360.00	6,000,420.00	420.00
154295	3136G14K2	760	FNMA C I	12/21/2012	12/21/2017	6/21/2013	0.900%	0.910%	3,012,000	3,010,494.00	753.00	3,005,524.20	(4,969.80)
760 Total									79,508,700	79,446,181.83	60,007.88	79,478,534.52	20,704.54
151211	825252869	778	AIM MONEY MARKET - D	3/1/2012	1/1/2013		0.020%	0.020%	0	0.00	0.00	0.00	0.00
778 Total									0	0.00	0.00	0.00	0.00
151212	825252869	779	AIM MONEY MARKET - D	3/1/2012	1/1/2013		0.020%	0.020%	859,449	859,449.36	0.00	859,449.36	0.00
153569	9127956Z9	779	TREASURY BILLS	10/15/2012	1/3/2013		0.104%	0.104%	1,400,000	1,399,676.44	315.47	1,400,000.00	8.09
154366	313397AC5	779	FHLMC D N	12/27/2012	1/3/2013		0.020%	0.020%	1,612,800	1,612,793.73	4.48	1,612,798.21	0.00
153846	313397AG6	779	FHLMC D N	11/8/2012	1/7/2013		0.110%	0.110%	1,010,000	1,009,814.83	166.65	1,009,996.63	15.15
154093	313397AG6	779	FHLMC D N	12/3/2012	1/7/2013		0.080%	0.080%	300,000	299,976.67	19.33	299,999.00	3.00
154095	313589AH6	779	FNMA D N	12/3/2012	1/8/2013		0.060%	0.060%	2,200,000	2,199,868.00	106.33	2,199,991.44	17.11
154315	313385AJ5	779	FHBL D N	12/20/2012	1/9/2013		0.015%	0.015%	500,000	499,995.83	2.50	499,997.78	(0.55)
154210	313589AP8	779	FNMA D N	12/13/2012	1/14/2013		0.045%	0.045%	150,400	150,393.98	3.57	150,398.91	1.36
153711	9127957B1	779	TREASURY BILLS	10/24/2012	1/17/2013		0.096%	0.096%	1,000,000	999,773.33	184.00	999,990.00	32.67
153378	313313AX6	779	FFCB D N	9/26/2012	1/22/2013		0.110%	0.110%	1,500,000	1,499,459.17	444.58	1,499,982.50	78.75
154414	313385BG0	779	FHBL D N	12/31/2012	1/31/2013		0.020%	0.020%	11,000	10,999.81	0.01	10,999.82	0.00
153640	313397BM2	779	FHLMC D N	10/18/2012	2/5/2013		0.130%	0.130%	2,079,900	2,079,073.82	563.30	2,079,859.56	222.44
154279	313385BV7	779	FHBL D N	12/18/2012	2/13/2013		0.030%	0.030%	2,585,200	2,585,077.20	30.16	2,585,138.24	30.88
153537	9127957F2	779	TREASURY BILLS	10/11/2012	2/14/2013		0.125%	0.125%	1,494,800	1,494,147.07	424.92	1,494,740.21	168.22
153980	313397CB5	779	FHLMC D N	11/20/2012	2/19/2013		0.123%	0.123%	2,000,500	1,999,878.01	287.07	2,000,445.54	280.46
153712	313589CC5	779	FNMA D N	10/24/2012	2/20/2013		0.140%	0.140%	32,800	32,784.82	8.80	32,799.09	5.47
153790	313589CQ4	779	FNMA D N	11/1/2012	3/4/2013		0.140%	0.140%	1,261,000	1,260,396.82	299.14	1,260,913.13	217.17
154130	313385CS3	779	FHBL D N	12/5/2012	3/6/2013		0.125%	0.125%	805,000	804,745.64	75.47	804,942.76	121.65
153844	313397CY5	779	FHLMC D N	11/8/2012	3/12/2013		0.140%	0.140%	1,491,000	1,490,281.01	313.11	1,490,884.03	289.91
154013	9127957L9	779	TREASURY BILLS	11/26/2012	3/14/2013		0.109%	0.109%	4,682,000	4,680,468.99	510.34	4,681,672.26	692.93
154377	313313DN5	779	FFCB D N	12/27/2012	3/26/2013		0.080%	0.080%	2,000,000	1,999,604.44	22.22	1,999,813.33	186.67
154094	313385DV5	779	FHBL D N	12/3/2012	4/2/2013		0.120%	0.120%	2,281,000	2,280,087.60	220.50	2,280,654.05	345.95
154211	313397DW8	779	FHLMC D N	12/13/2012	4/3/2013		0.120%	0.120%	1,000,000	999,630.00	63.33	999,846.67	153.34
154146	313397EC1	779	FHLMC D N	12/6/2012	4/9/2013		0.120%	0.120%	1,086,000	1,085,551.12	94.12	1,085,822.62	177.38
154131	313589ED1	779	FNMA D N	12/5/2012	4/10/2013		0.130%	0.130%	1,000,000	999,545.00	97.50	999,835.00	192.50
154378	313589FA6	779	FNMA D N	12/27/2012	5/1/2013		0.100%	0.100%	2,550,000	2,549,114.58	35.42	2,549,235.00	85.00
151913	313313FF0	779	FFCB D N	5/11/2012	5/6/2013		0.200%	0.200%	1,504,000	1,500,992.00	1,963.56	1,503,530.00	574.44
153714	313313FZ6	779	FFCB D N	10/24/2012	5/24/2013		0.165%	0.165%	2,002,000	2,000,054.72	633.13	2,001,284.29	596.44
152305	3136G0ND9	779	FNMA STEP UP	6/22/2012	6/21/2013		0.625%	0.625%	2,246,000	2,246,000.00	389.93	2,251,165.80	5,165.80
153851	313313HG6	779	FFCB D N	11/8/2012	6/24/2013		0.175%	0.175%	3,218,200	3,214,633.16	844.78	3,216,644.54	1,166.60
153239	3133EAQ84	779	FFCB C I	9/12/2012	6/5/2017	1/7/2013	0.920%	0.931%	2,000,000	1,999,049.22	1,328.89	1,998,120.00	(929.22)
152424	3135G0MN0	779	FNMA C I	7/2/2012	6/28/2017	1/25/2013	1.125%	1.125%	1,900,000	1,900,000.00	178.13	1,907,752.00	7,752.00
152541	3134G3YZ7	779	FHLMC C I	7/25/2012	7/25/2017	1/25/2013	1.100%	1.100%	5,000,000	5,000,000.00	23,833.33	5,003,100.00	3,100.00
779 Total									54,763,049	54,743,316.37	33,464.07	54,771,801.77	20,751.61
151213	825252869	796	AIM MONEY MARKET - D	3/1/2012	1/1/2013		0.020%	0.020%	64,514	64,513.86	0.00	64,513.86	0.00
796 Total									64,514	64,513.86	0.00	64,513.86	0.00
151214	825252869	1010	AIM MONEY MARKET - D	3/1/2012	1/1/2013		0.020%	0.020%	12,100,756	12,100,755.95	0.00	12,100,755.95	0.00
152831	313397AG6	1010	FHLMC D N	8/7/2012	1/7/2013		0.135%	0.135%	1,176,000	1,175,325.27	648.27	1,175,996.08	22.54
153463	9127955V9	1010	TREASURY BILLS	10/3/2012	1/10/2013		0.085%	0.085%	4,478,800	4,477,753.08	951.75	4,478,755.21	50.38
153487	9127955V9	1010	TREASURY BILLS	10/5/2012	1/10/2013		0.095%	0.095%	1,404,000	1,403,640.62	326.04	1,403,985.96	19.30
153789	313313BE7	1010	FFCB D N	11/1/2012	1/29/2013		0.120%	0.120%	243,000	242,927.91	49.41	242,996.22	18.90
154415	313385BG0	1010	FHBL D N	12/31/2012	1/31/2013		0.020%	0.021%	5,000	4,999.91	0.00	4,999.92	0.01
152811	313397BL4	1010	FHLMC D N	8/7/2012	2/4/2013		0.149%	0.149%	925,000	924,307.05	562.78	924,982.53	112.70
153641	313397BM2	1010	FHLMC D N	10/18/2012	2/5/2013		0.130%	0.130%	79,400	79,368.46	21.50	79,398.46	8.50
153609	9127957F2	1010	TREASURY BILLS	10/17/2012	2/14/2013		0.118%	0.118%	1,501,000	1,500,409.61	373.91	1,500,939.96	156.44
153978	313397CB5	1010	FHLMC D N	11/20/2012	2/19/2013		0.123%	0.123%	5,193,500	5,191,885.25	745.27	5,193,358.62	728.10
153713	313589CC5	1010	FNMA D N	10/24/2012	2/20/2013		0.140%	0.140%	1,267,200	1,266,613.57	340.03	1,267,164.80	211.20

MIAMI-DADE COUNTY
REPORT WRITER
AS OF DATE: December 31 ,2012
SORTING ORDER: FUND ICC#

INVSMT NUMBER	CUSIP NUMBER	FUND NUMBER	DESCRIPTION	PURCHASE SET DATE	MATURITY DATE	CALL DATE	INTEREST RATE	YTM TRADING	SCHEDULED PAR VALUE	CURRENT BOOK VALUE	PERIOD-END INTEREST ACCRL	MARKET VALUE	UNREALIZED GAIN/LOSS
153791	313589CQ4	1010	FNMA D N	11/1/2012	3/4/2013		0.140%	0.140%	853,000	852,591.98	202.35	852,941.24	146.91
153827	9127956E6	1010	TREASURY BILLS	11/6/2012	3/7/2013		0.127%	0.127%	3,001,000	2,999,718.99	592.86	3,000,819.94	508.09
154014	9127957L9	1010	TREASURY BILLS	11/26/2012	3/14/2013		0.109%	0.109%	1,120,700	1,120,333.53	122.16	1,120,621.55	165.86
153998	313397ES6	1010	FHLMC D N	11/21/2012	4/23/2013		0.155%	0.155%	1,000,000	999,341.25	176.53	999,813.33	295.55
151914	313313FF0	1010	FFCB D N	5/11/2012	5/6/2013		0.200%	0.200%	1,503,000	1,499,994.00	1,962.25	1,502,530.31	574.06
152425	3135G0MNO	1010	FNMA C I	7/2/2012	6/28/2017	6/28/2013	1.125%	1.125%	900,000	900,000.00	84.38	903,672.00	3,672.00
1010 Total									36,751,356	36,739,966.43	7,159.49	36,753,732.08	6,690.54
151229	316175108	1022	FIDELITY GOVT FUND -	3/1/2012	1/1/2013		0.010%	0.010%	42,942	42,942.16	0.00	42,942.16	0.00
1022 Total									42,942	42,942.16	0.00	42,942.16	0.00
154380	316175108	1047	FIDELITY GOVT FUND -	12/27/2012	1/1/2013		0.020%	0.020%	5,779,600	5,779,600.00	0.00	5,779,600.00	0.00
153461	313589AB9	1047	FNMA D N	10/3/2012	1/2/2013		0.120%	0.120%	41,000	40,987.56	12.30	40,999.98	0.12
153050	313589HP1	1047	FNMA D N	8/28/2012	7/1/2013		0.170%	0.170%	9,744,000	9,729,873.91	5,797.68	9,738,611.03	2,939.44
1047 Total									15,564,600	15,550,461.47	5,809.98	15,559,211.01	2,939.56
151230	316175108	1048	FIDELITY GOVT FUND -	3/1/2012	1/1/2013		0.020%	0.020%	0	0.00	0.00	0.00	0.00
154015	9127957L9	1048	TREASURY BILLS	11/26/2012	3/14/2013		0.109%	0.109%	18,300	18,294.02	1.99	18,298.72	2.71
154292	313397GZ8	1048	FHLMC D N	12/19/2012	6/17/2013		0.120%	0.120%	863,500	862,981.90	37.42	863,099.43	80.11
152306	3136G0ND9	1048	FNMA STEP UP	6/22/2012	6/21/2013		0.625%	0.625%	1,019,000	1,019,000.00	176.90	1,021,343.70	2,343.70
153279	313385LF1	1048	FHLB D N	9/13/2012	9/3/2013		0.160%	0.160%	501,000	500,209.53	244.93	500,522.66	68.20
151881	3134G3VH0	1048	FHLMC C I	5/24/2012	5/24/2017	5/24/2013	1.200%	1.200%	3,000,000	3,000,000.00	3,700.00	3,008,850.00	8,820.00
152187	3134G3XH8	1048	FHLMC C I	6/28/2012	6/28/2017	6/28/2013	1.125%	1.125%	1,120,000	1,120,000.00	105.00	1,123,923.60	3,953.60
153267	3133802C0	1048	FHLB C I	9/13/2012	7/26/2017	1/7/2013	1.050%	1.050%	4,000,000	4,005,483.33	18,083.33	4,000,320.00	320.00
154395	3133ECA95	1048	FFCB C I	12/28/2012	9/18/2017	3/18/2013	0.790%	0.833%	2,838,000	2,832,946.78	809.62	2,828,265.66	(4,058.34)
154398	3135G0TD5	1048	FNMA C I	12/31/2012	12/28/2017	6/28/2013	1.000%	1.000%	2,232,000	2,232,000.00	62.00	2,229,165.36	(2,834.64)
1048 Total									15,591,800	15,590,915.56	23,221.19	15,593,789.13	8,695.34
151231	316175108	1049	FIDELITY GOVT FUND -	3/1/2012	1/1/2013		0.010%	0.010%	5,432,000	5,432,000.00	0.00	5,432,000.00	0.00
154092	9127956Z9	1049	TREASURY BILL	12/3/2012	1/3/2013		0.045%	0.045%	3,150,000	3,149,877.94	114.19	3,150,000.00	7.87
154367	313397AC5	1049	FHLMC D N	12/27/2012	1/3/2013		0.020%	0.020%	1,087,200	1,087,195.77	3.02	1,087,198.79	0.00
154316	313385AJ5	1049	FHLB D N	12/20/2012	1/9/2013		0.015%	0.015%	177,000	176,998.53	0.88	176,999.21	(0.20)
154355	313589AJ2	1049	FNMA D N	12/26/2012	1/9/2013		0.030%	0.030%	664,300	664,292.25	3.32	664,297.05	1.48
154143	9127955V9	1049	TREASURY BILLS	12/6/2012	1/10/2013		0.052%	0.052%	3,496,000	3,495,823.26	131.29	3,495,965.04	10.49
154275	313385AL0	1049	FHLB D N	12/18/2012	1/11/2013		0.010%	0.010%	7,390,000	7,389,950.73	28.74	7,389,958.94	(20.53)
154370	313397AP6	1049	FHLMC D N	12/27/2012	1/14/2013		0.025%	0.025%	4,639,200	4,639,142.01	16.11	4,639,166.49	8.37
154145	9127957B1	1049	TREASURY BILLS	12/6/2012	1/17/2013		0.052%	0.052%	7,479,000	7,478,546.27	280.88	7,478,925.21	98.06
154277	9127957B1	1049	TREASURY BILLS	12/18/2012	1/17/2013		0.006%	0.006%	5,988,000	5,987,970.06	13.97	5,987,940.12	(43.91)
154372	313397AY7	1049	FHLMC D N	12/27/2012	1/23/2013		0.010%	0.010%	1,130,900	1,130,891.52	1.57	1,130,886.18	(6.91)
154311	313313BD9	1049	FFCB D N	12/20/2012	1/28/2013		0.030%	0.030%	4,824,000	4,823,843.22	48.24	4,823,927.64	36.18
1049 Total									45,457,600	45,456,531.56	642.21	45,457,264.67	90.90
151232	316175108	1053	FIDELITY GOVT FUND -	3/1/2012	1/1/2013		0.010%	0.010%	3,528,000	3,528,000.00	0.00	3,528,000.00	0.00
154128	313385AB2	1053	FHLB D N	12/5/2012	1/2/2013		0.070%	0.070%	1,841,000	1,840,899.77	96.65	1,840,998.98	2.56
153924	313397AG6	1053	FHLMC D N	11/15/2012	1/7/2013		0.100%	0.100%	2,000,000	1,999,705.56	261.11	1,999,993.33	26.66
153925	313397AJ0	1053	FHLMC D N	11/15/2012	1/9/2013		0.100%	0.100%	3,931,000	3,930,399.43	513.21	3,930,982.53	69.89
153996	313397AJ0	1053	FHLMC D N	11/21/2012	1/9/2013		0.095%	0.095%	5,369,000	5,368,305.76	580.89	5,368,976.14	89.49
154409	9127955V9	1053	TREASURY BILLS	12/31/2012	1/10/2013		0.023%	0.023%	3,525,000	3,524,977.48	2.25	3,524,964.75	(14.98)
154356	313397AP6	1053	FHLMC D N	12/26/2012	1/14/2013		0.030%	0.030%	2,990,000	2,989,952.66	14.95	2,989,978.41	10.80
154089	313589AP8	1053	FNMA D N	12/3/2012	1/14/2013		0.060%	0.060%	5,765,000	5,764,596.45	278.64	5,764,958.36	83.27
154019	313589AR4	1053	FNMA D N	11/26/2012	1/16/2013		0.085%	0.085%	6,000,000	5,999,277.50	510.00	5,999,950.00	162.50
154018	313397AX9	1053	FHLMC D N	11/26/2012	1/22/2013		0.100%	0.100%	4,401,000	4,400,303.18	440.10	4,400,948.66	205.38
154035	313397AX9	1053	FHLMC D N	11/27/2012	1/22/2013		0.100%	0.100%	1,236,000	1,235,807.73	120.17	1,235,985.58	57.68
154170	313385AY2	1053	FHLB D N	12/10/2012	1/23/2013		0.080%	0.080%	5,820,000	5,819,430.93	284.54	5,819,928.87	213.40
154290	313385AY2	1053	FHLB D N	12/19/2012	1/23/2013		0.020%	0.020%	3,056,000	3,055,940.58	22.07	3,055,962.65	0.00
154410	313385AY2	1053	FHLB D N	12/31/2012	1/23/2013		0.010%	0.010%	1,158,000	1,157,992.60	0.32	1,157,985.85	(7.07)
154247	313397BD2	1053	FHLMC D N	12/14/2012	1/28/2013		0.050%	0.050%	3,400,000	3,399,787.50	85.00	3,399,949.00	76.50
154048	313385BF2	1053	FHLB D N	11/28/2012	1/30/2013		0.100%	0.100%	6,725,000	6,723,823.13	635.14	6,724,891.65	433.38
154416	313385BG0	1053	FHLB D N	12/31/2012	1/31/2013		0.020%	0.020%	344,500	344,494.07	0.19	344,494.26	0.00
154417	313589BH5	1053	FNMA D N	12/31/2012	2/1/2013		0.040%	0.040%	1,200,000	1,199,957.33	1.33	1,199,979.33	20.67
154132	313397BL4	1053	FHLMC D N	12/5/2012	2/4/2013		0.100%	0.100%	4,500,000	4,499,237.50	337.50	4,499,915.00	340.00

MIAMI-DADE COUNTY
REPORT WRITER
AS OF DATE: December 31 ,2012
SORTING ORDER: FUND ICC#

INVSMT NUMBER	CUSIP NUMBER	FUND NUMBER	DESCRIPTION	PURCHASE SET DATE	MATURITY DATE	CALL DATE	INTEREST RATE	YTM TRADING	SCHEDULED PAR VALUE	CURRENT BOOK VALUE	PERIOD-END INTEREST ACCRL	MARKET VALUE	UNREALIZED GAIN/LOSS
154293	313385BN5	1053	FHLB D N	12/19/2012	2/6/2013		0.040%	0.040%	6,001,000	6,000,673.28	86.68	6,000,879.98	120.02
154262	313589BN2	1053	FNMA D N	12/17/2012	2/6/2013		0.060%	0.060%	4,313,000	4,312,633.40	107.82	4,312,913.74	172.52
154280	313385BV7	1053	FHLB D N	12/18/2012	2/13/2013		0.030%	0.030%	4,927,800	4,927,565.93	57.49	4,927,682.28	58.86
154375	313589CC5	1053	FNMA D N	12/27/2012	2/20/2013		0.040%	0.040%	4,800,000	4,799,706.67	26.67	4,799,866.67	133.33
154376	313589CD3	1053	FNMA D N	12/27/2012	2/21/2013		0.040%	0.040%	5,267,000	5,266,672.28	29.26	5,266,850.77	149.23
		1053 Total							92,098,300	92,090,140.72	4,491.98	92,097,036.79	2,404.09
151233	316175108	1055	FIDELITY GOVT FUND -	3/1/2012	1/1/2013		0.010%	0.010%	2,821,000	2,821,000.00	-0.63	2,821,000.00	0.00
		1055 Total							2,821,000	2,821,000.00	-0.63	2,821,000.00	0.00
151234	316175108	1056	FIDELITY GOVT FUND -	3/1/2012	1/1/2013		0.010%	0.010%	38,099	38,099.00	-1.58	38,099.00	0.00
		1056 Total							38,099	38,099.00	-1.58	38,099.00	0.00
154399	316175108	1057	FIDELITY GOVT FUND -	12/14/2012	1/1/2013		0.010%	0.010%	2,621,374	2,621,373.52	0.00	2,621,373.52	0.00
		1057 Total							2,621,374	2,621,373.52	0.00	2,621,373.52	0.00
		Grand Total							3,127,280,631	3,125,345,753.31	3,299,710.92	3,131,669,118.68	5,732,441.25