




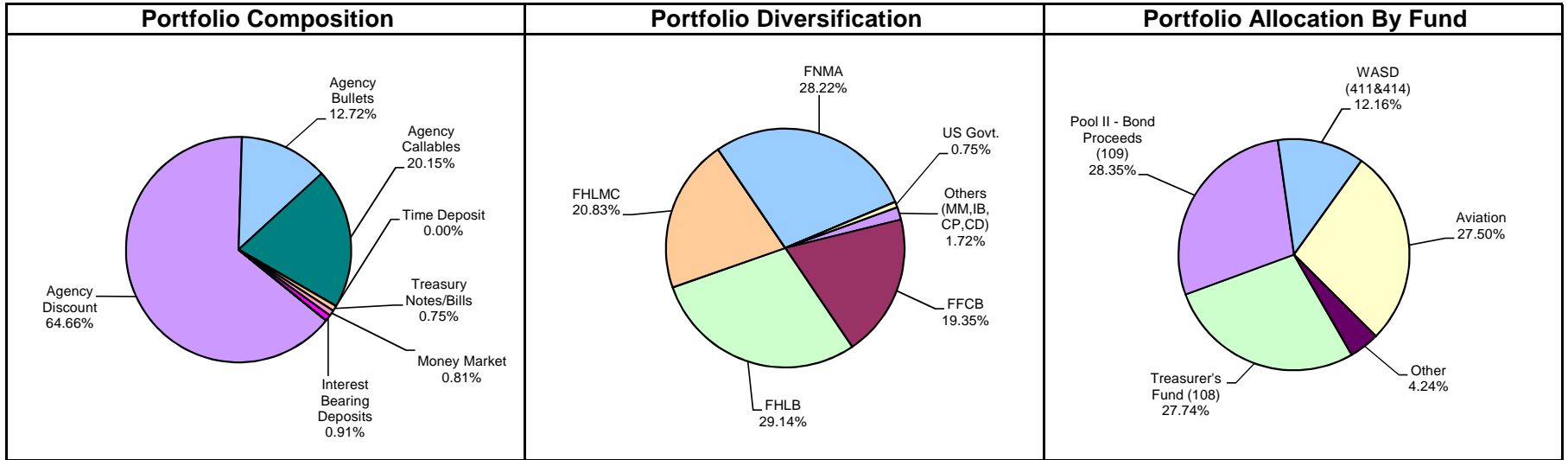
Monthly Summary Investment Report

For the Period Ended

December 31, 2014



Miami-Dade County Total Portfolio Summary December 31, 2014



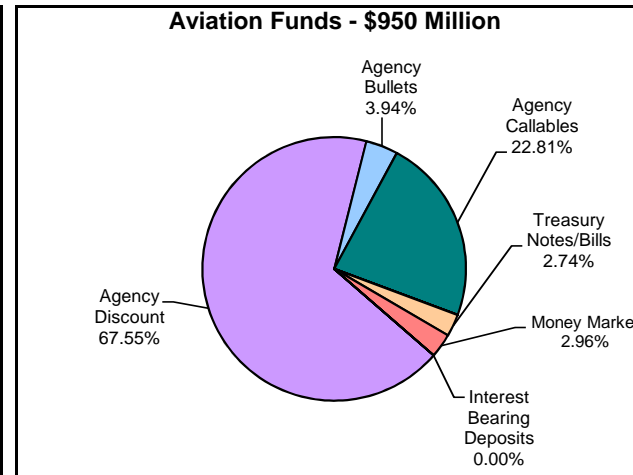
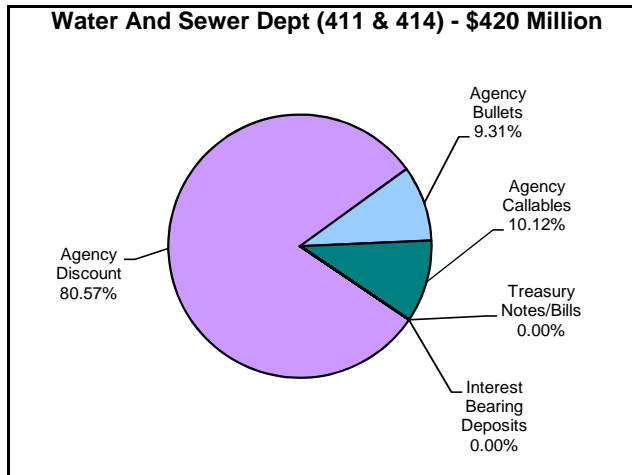
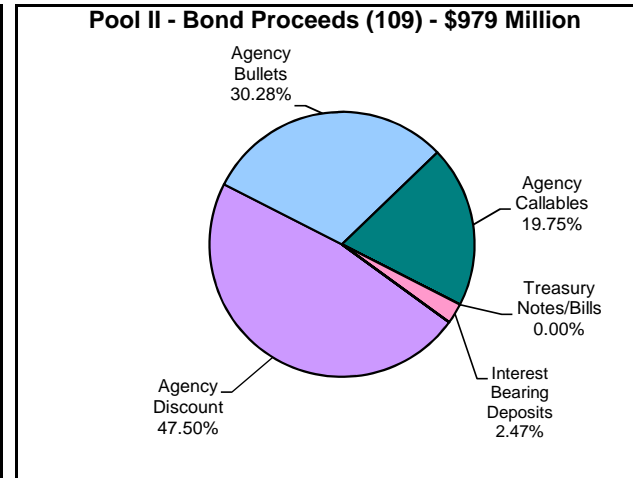
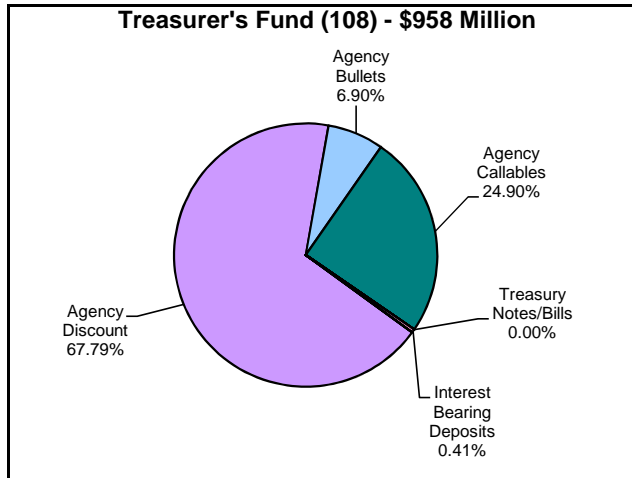
**Miami-Dade County
Summary Statement
December 31, 2014**

Portfolio Summary					
	Current 12/31/2014	Previous Month 11/30/2014	Change from Prior Month	Prior Quarter 9/30/2014	Change from Prior Quarter
Par Value	\$ 3,454,701,804.92	\$ 3,335,188,957.01	\$ 119,512,847.91	\$ 3,515,555,712.22	\$ (60,853,907.30)
Book Value	\$ 3,453,189,865.45	\$ 3,333,834,334.85	\$ 119,355,530.60	\$ 3,514,309,404.96	\$ (61,119,539.51)
Market Value	\$ 3,450,853,562.09	\$ 3,334,599,406.12	\$ 116,254,155.97	\$ 3,511,128,121.03	\$ (60,274,558.94)
Market Value as a % of Book Value	99.93%	100.02%	-0.09%	99.91%	0.02%
Accrued Interest	\$ 2,805,052.35	\$ 2,743,496.48	\$ 61,555.87	\$ 2,951,716.50	\$ (146,664.15)
Total Value (Market Value+ Accrued Interest)	\$ 3,453,658,614.44	\$ 3,337,342,902.60	\$ 116,315,711.84	\$ 3,514,079,837.53	\$ (60,421,223.09)
Interest Earned (Current Month)	\$ 1,007,610.21	\$ 985,701.71	\$ 21,908.50	\$ 1,026,533.83	\$ (18,923.62)
Interest Earned Fiscal YTD (10/1 - 9/30)	\$ 3,002,955.15	\$ 1,993,428.27	\$ 3,002,955.15	\$ 12,252,520.32	\$ 3,002,955.15
Unrealized Gain (Loss)	\$ (2,336,303.36)	\$ 765,071.27	\$ (3,101,374.63)	\$ (3,181,283.93)	\$ 844,980.57
Weighted Average Days to Maturity	245.71	252.1	-6.4	242.5	3.2
Weighted Average Days to Call	143.9	145.8	-2.0	129.2	14.6
Yield to Maturity	0.35%	0.35%	0.00%	0.35%	0.00%
Earned Income Yield for Period	0.35%	0.36%	-0.01%	0.35%	0.00%
Earned Income Yield for Year to Date	0.36%	0.37%	-0.01%	0.35%	0.02%

Yield Maturity Breakdown	Policy Compliance															
	Security Type	% Limit	Current %	Result												
<table border="1"> <caption>Yield Maturity Breakdown Data</caption> <thead> <tr> <th>Term</th> <th>Yield</th> </tr> </thead> <tbody> <tr> <td>0-3 Months</td> <td>0.19%</td> </tr> <tr> <td>3-6 Months</td> <td>0.18%</td> </tr> <tr> <td>6-12 Months</td> <td>0.33%</td> </tr> <tr> <td>12-24 Months</td> <td>0.74%</td> </tr> <tr> <td>24-36 Months</td> <td>1.10%</td> </tr> </tbody> </table>	Term	Yield	0-3 Months	0.19%	3-6 Months	0.18%	6-12 Months	0.33%	12-24 Months	0.74%	24-36 Months	1.10%	Treasuries	100%	0.75%	PASS
	Term	Yield														
	0-3 Months	0.19%														
	3-6 Months	0.18%														
	6-12 Months	0.33%														
12-24 Months	0.74%															
24-36 Months	1.10%															
Agencies	100%	77.37%	PASS													
Agency Callables	25%	20.15%	PASS													
Commercial Paper	50%	0.00%	PASS													
-CP Single Issuer Max	5%	0.00%	PASS													
Banker's Acceptance	25%	0.00%	PASS													
Time Deposits	20%	0.00%	PASS													
SBA/Investment Pools	50%	0.00%	PASS													
Money Market Funds	30%	0.81%	PASS													
Interest Bearing Deposit	20%	0.91%	PASS													
Open/Closed End Funds	5%	0.00%	PASS													

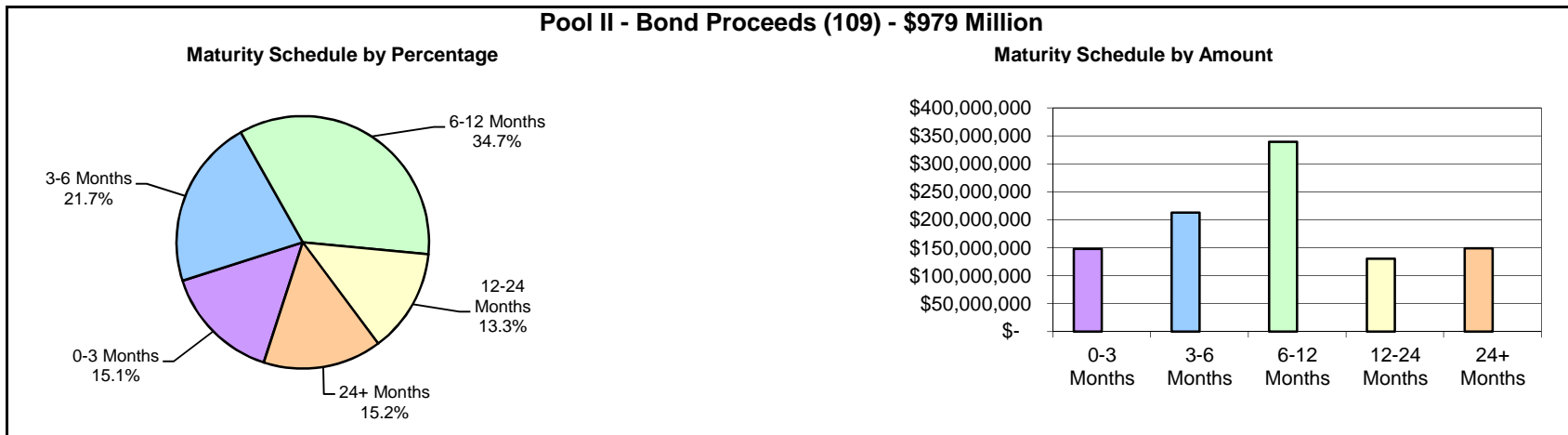

Note: The County currently holds \$1.7 billion in cash deposits with Wells Fargo Bank due to a high earnings credit rate of 0.30%. These balances offset the cost of banking services. They are not included in the investment portfolio data presented here.

Miami-Dade County Portfolio Composition December 31, 2014

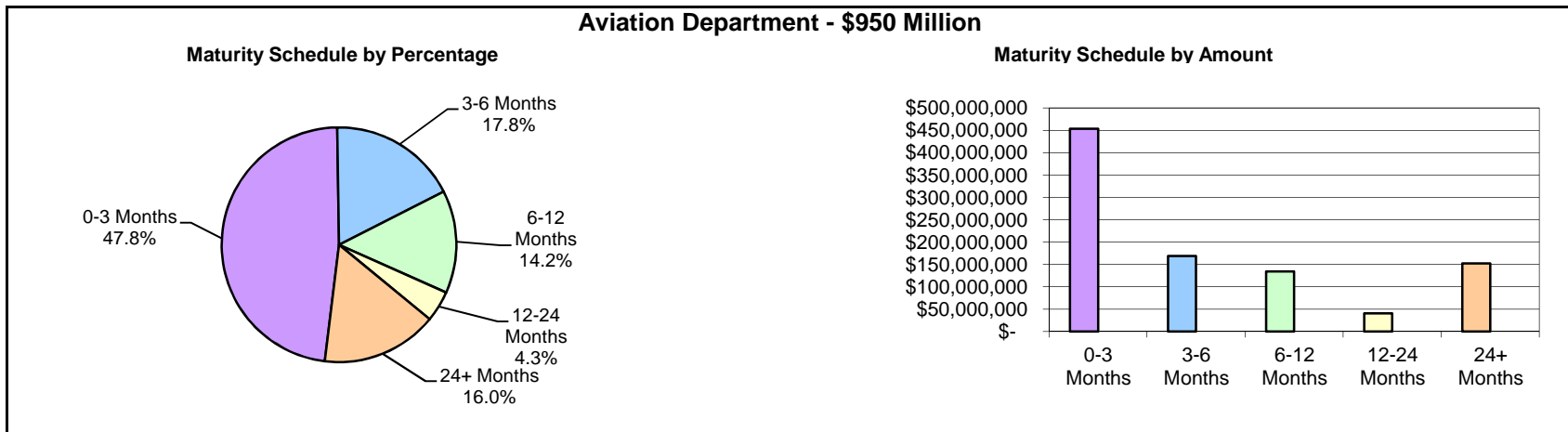
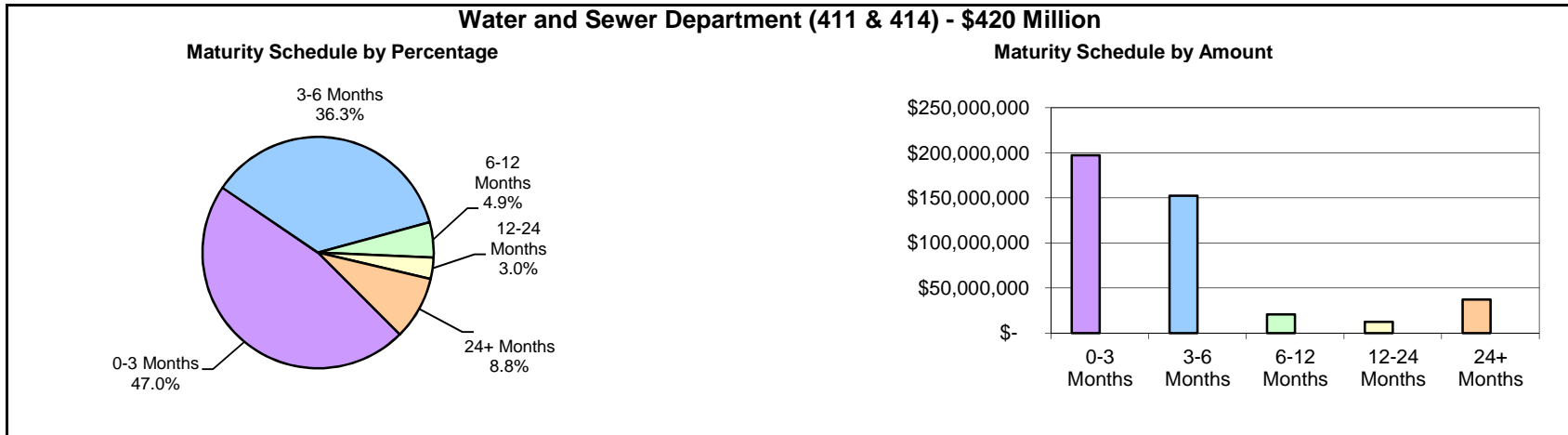


Note: Graphs above do not include miscellaneous funds totaling \$146 million and representing 4.2% of the portfolio.

Miami-Dade County Maturity Breakdown December 31, 2014

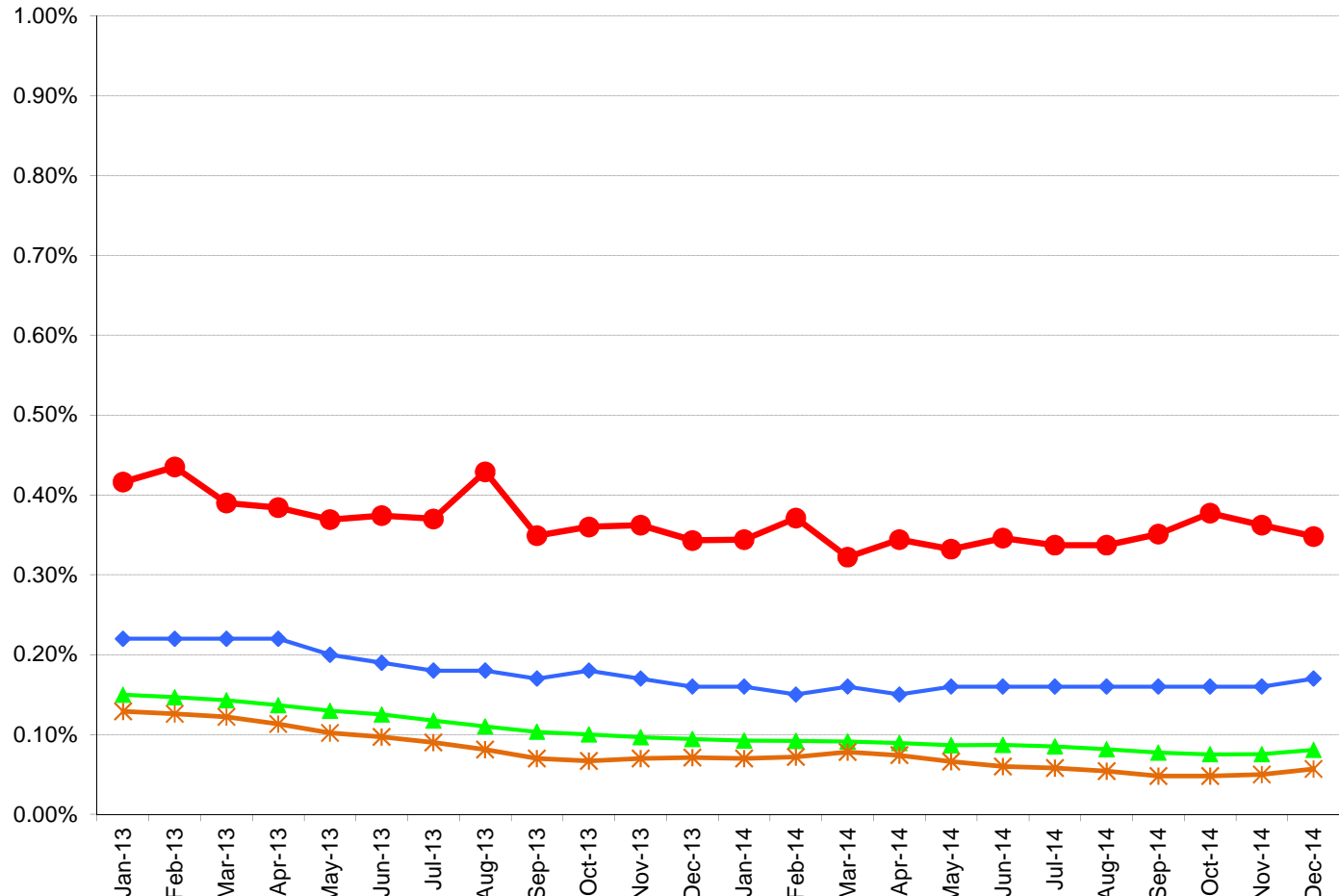


Miami-Dade County Maturity Breakdown December 31, 2014



Note: Graphs above do not include miscellaneous funds totaling \$146 million and representing 4.2% of the portfolio.

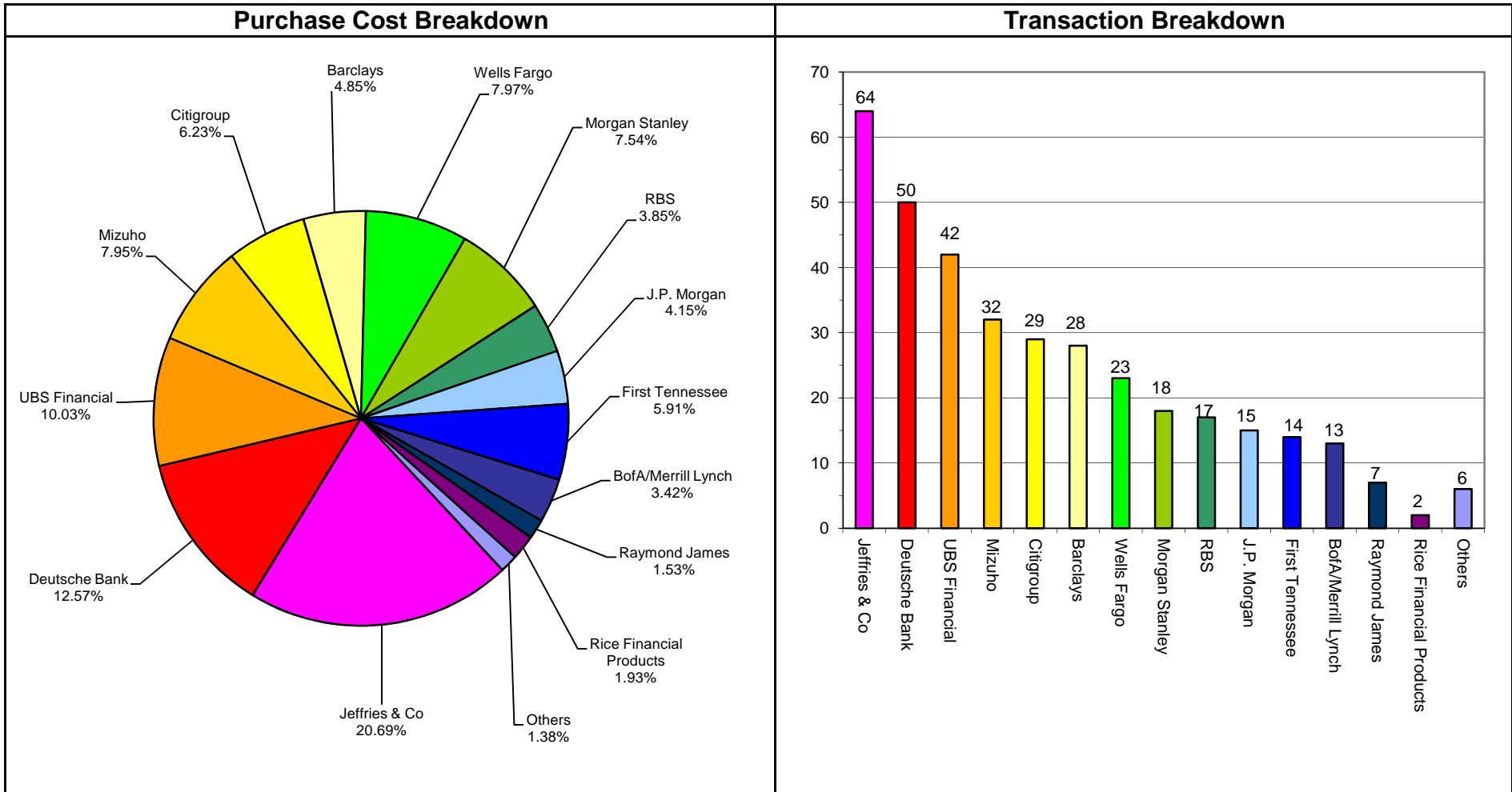
Miami-Dade County Benchmark Comparisons December 31, 2014



	Jan-13	Feb-13	Mar-13	Apr-13	May-13	Jun-13	Jul-13	Aug-13	Sep-13	Oct-13	Nov-13	Dec-13	Jan-14	Feb-14	Mar-14	Apr-14	May-14	Jun-14	Jul-14	Aug-14	Sep-14	Oct-14	Nov-14	Dec-14
● Miami-Dade - Earned Income Yield	0.42%	0.44%	0.39%	0.38%	0.37%	0.37%	0.37%	0.43%	0.35%	0.36%	0.36%	0.34%	0.34%	0.37%	0.32%	0.34%	0.33%	0.35%	0.34%	0.34%	0.35%	0.38%	0.36%	0.35%
◆ Monthly Avg - Florida SBA Pool	0.22%	0.22%	0.22%	0.22%	0.20%	0.19%	0.18%	0.18%	0.17%	0.18%	0.17%	0.16%	0.16%	0.15%	0.16%	0.15%	0.16%	0.16%	0.16%	0.16%	0.16%	0.16%	0.16%	0.17%
▲ 9-Month Avg of 9-Mo T-Bill	0.15%	0.15%	0.14%	0.14%	0.13%	0.12%	0.12%	0.11%	0.10%	0.10%	0.10%	0.09%	0.09%	0.09%	0.09%	0.09%	0.09%	0.09%	0.09%	0.08%	0.08%	0.08%	0.08%	0.08%
✱ 6-Month Avg of 6-Mo T-Bill	0.13%	0.13%	0.12%	0.11%	0.10%	0.10%	0.09%	0.08%	0.07%	0.07%	0.07%	0.07%	0.07%	0.07%	0.08%	0.07%	0.07%	0.06%	0.06%	0.05%	0.05%	0.05%	0.05%	0.06%

Note: The 9-Month T-Bill is interpolated based on a simple average of the 6-Month and 12-Month T-Bills. Data shown here is a trailing 9-month moving average.

Miami-Dade County Broker Purchase Distribution December 31, 2014





Detail Security Holdings Report

For the Period Ended

December 31, 2014



MIAMI-DADE COUNTY
REPORT WRITER
AS OF DATE: December 31, 2014
SORTING ORDER: FUND ICC#

INVSMT NUMBER	CUSIP NUMBER	FUND NUMBER	DESCRIPTION	PURCHASE SET DATE	MATURITY DATE	CALL DATE	INTEREST RATE	YTM TRADING	SCHEDULED PAR VALUE	CURRENT BOOK VALUE	PERIOD-END INTEREST ACCRL	MARKET VALUE	UNREALIZED GAIN/LOSS
151194	WACHOVMM7	108	WACHOVIA MMKT LOC SB	3/1/2012	1/1/2015		0.020%	0.020%	3,887,062	3,887,061.65	0.00	3,887,061.65	0.00
151195	WACHOVIA8	108	WACHOVIA INT BEARING	3/1/2012	1/1/2015		0.019%	0.019%	0	0.00	64.49	0.00	0.00
159703	313588AE5	108	FNMA D N	6/23/2014	1/5/2015		0.100%	0.100%	1,000,000	999,455.56	533.33	999,994.44	5.55
154446	3133ECCE2	108	FFCB - BULLET	1/7/2013	1/7/2015		0.250%	0.300%	3,000,000	2,999,247.95	3,625.00	3,000,060.00	812.05
160902	313384AG4	108	FHLB D N	10/16/2014	1/7/2015		0.050%	0.050%	5,000,000	4,999,423.61	534.72	4,999,958.33	0.00
159847	313312AH3	108	FFCB D N	7/8/2014	1/8/2015		0.090%	0.090%	700,000	699,678.00	309.75	699,993.19	5.44
159541	313384AM1	108	FHLB D N	6/9/2014	1/12/2015		0.090%	0.090%	3,000,000	2,998,372.50	1,545.00	2,999,954.17	36.67
159616	313396AN3	108	FHLMC D N	6/13/2014	1/13/2015		0.095%	0.095%	4,300,000	4,297,571.69	2,292.14	4,299,928.33	64.50
159618	313396AN3	108	FHLMC D N	6/16/2014	1/13/2015		0.100%	0.100%	3,000,000	2,998,241.67	1,658.33	2,999,950.00	50.00
159567	313384AP4	108	FHLB D N	6/11/2014	1/14/2015		0.085%	0.085%	1,167,000	1,166,402.07	562.11	1,166,978.93	14.75
159707	313384AP4	108	FHLB D N	6/23/2014	1/14/2015		0.100%	0.100%	600,000	599,658.33	320.00	599,989.17	10.84
158178	313384AQ2	108	FHLB D N	1/15/2014	1/15/2015		0.115%	0.115%	1,700,000	1,698,017.85	1,906.12	1,699,966.94	42.97
159619	313588AQ8	108	FNMA D N	6/16/2014	1/15/2015		0.095%	0.095%	2,190,000	2,188,769.04	1,150.05	2,189,957.42	38.33
159229	313396AR4	108	FHLMC D N	5/2/2014	1/16/2015		0.090%	0.090%	3,000,000	2,998,057.50	1,830.00	2,999,937.50	50.00
159396	313396AW3	108	FHLMC D N	5/20/2014	1/21/2015		0.080%	0.080%	2,000,000	1,998,906.67	1,004.44	1,999,944.44	33.33
154444	3136G1AP4	108	FNMA STEP UP	1/22/2013	1/22/2015	1/22/2015	0.700%	0.700%	5,000,000	5,000,000.00	15,458.33	4,962,150.00	(37,850.00)
154583	313381PR0	108	FHLB STEP UP	1/25/2013	1/25/2015	1/25/2015	0.600%	0.625%	1,850,000	1,849,768.12	4,810.00	1,835,644.00	(14,124.12)
159311	313396BB8	108	FHLMC D N	5/13/2014	1/26/2015		0.090%	0.090%	1,250,000	1,249,193.75	728.13	1,249,956.60	34.72
159661	313384BB4	108	FHLB D N	6/19/2014	1/26/2015		0.100%	0.100%	4,000,000	3,997,544.44	2,177.78	3,999,861.11	138.89
159708	313384BB4	108	FHLB D N	6/23/2014	1/26/2015		0.110%	0.110%	540,000	539,641.95	316.80	539,981.25	22.50
159846	313384BB4	108	FHLB D N	7/8/2014	1/26/2015		0.105%	0.105%	760,000	759,552.23	392.35	759,973.61	29.03
160980	313384BB4	108	FHLB D N	10/23/2014	1/26/2015		0.065%	0.065%	8,440,000	8,438,552.31	1,066.72	8,439,706.94	87.91
159794	313396BD4	108	FHLMC D N	7/2/2014	1/28/2015		0.090%	0.090%	1,000,000	999,475.00	457.50	999,962.50	30.00
160960	313396BD4	108	FHLMC D N	10/22/2014	1/28/2015		0.050%	0.050%	4,000,000	3,999,455.56	394.44	3,999,850.00	0.00
161080	313384BD0	108	FHLB D N	11/3/2014	1/28/2015		0.055%	0.055%	3,000,000	2,999,605.83	270.42	2,999,887.50	11.25
154445	3136G1B40	108	FNMA STEP UP	1/30/2013	1/30/2015	1/30/2015	0.750%	0.775%	4,000,000	3,999,498.63	12,583.33	3,990,320.00	(9,178.63)
154584	3136G1BF5	108	FNMA STEP UP	1/30/2013	1/30/2015	1/30/2015	0.700%	0.725%	3,000,000	2,999,623.97	8,808.33	2,993,160.00	(6,463.97)
154744	3136G1B32	108	FNMA STEP UP	2/6/2013	1/30/2015	1/30/2015	0.700%	0.789%	4,000,000	3,998,228.22	11,744.44	3,981,960.00	(16,268.22)
154783	3136G1AJ8	108	FNMA STEP UP	2/8/2013	1/30/2015	1/30/2015	0.700%	0.828%	4,000,000	3,997,461.86	11,744.44	3,981,560.00	(15,901.86)
154969	3136G1BA6	108	FNMA STEP UP	2/21/2013	1/30/2015	1/30/2015	0.700%	0.804%	3,275,000	3,273,306.99	9,615.76	3,266,681.50	(6,625.49)
159935	313588BJ3	108	FNMA D N	7/17/2014	2/2/2015		0.105%	0.105%	500,000	499,708.33	245.00	499,977.78	24.45
159981	313588BJ3	108	FNMA D N	7/23/2014	2/2/2015		0.095%	0.095%	1,600,000	1,599,180.89	684.00	1,599,928.89	64.00
160326	313588BJ3	108	FNMA D N	8/25/2014	2/2/2015		0.095%	0.095%	500,000	499,787.57	170.21	499,977.78	20.00
161099	313588BL8	108	FNMA D N	11/5/2014	2/4/2015		0.080%	0.080%	800,000	799,838.22	101.33	799,962.22	22.67
159485	313384BM0	108	FHLB D N	5/30/2014	2/5/2015		0.100%	0.100%	800,000	799,442.22	480.00	799,961.11	38.89
159888	313396BS1	108	FHLMC D N	7/11/2014	2/10/2015		0.100%	0.100%	2,000,000	1,998,811.11	966.67	1,999,888.89	111.11
161033	313384BS7	108	FHLB D N	10/28/2014	2/10/2015		0.050%	0.050%	5,000,000	4,999,270.83	451.39	4,999,722.22	0.00
160149	313396BT9	108	FHLMC D N	8/7/2014	2/11/2015		0.105%	0.105%	500,000	499,725.83	214.38	499,971.53	31.32
160312	313396BT9	108	FHLMC D N	8/22/2014	2/11/2015		0.100%	0.100%	498,000	497,760.68	182.60	497,971.64	28.36
159984	313396BV4	108	FHLMC D N	7/23/2014	2/13/2015		0.115%	0.115%	800,000	799,476.11	414.00	799,952.22	62.11
154742	3136G1CV9	108	FNMA STEP UP	2/14/2013	2/14/2015	2/14/2015	0.750%	0.813%	3,500,000	3,498,903.25	9,989.58	3,471,265.00	(27,638.25)
154745	3136G1CS6	108	FNMA STEP UP	2/14/2013	2/14/2015	2/14/2015	0.700%	0.713%	4,000,000	3,999,749.32	10,655.56	4,002,360.00	2,610.68
159983	313588BZ7	108	FNMA D N	7/23/2014	2/17/2015		0.110%	0.110%	780,000	779,501.88	386.10	779,949.08	61.10
160405	313384CA5	108	FHLB D N	8/29/2014	2/18/2015		0.105%	0.105%	372,000	371,812.30	135.62	371,975.20	27.28
160407	313588CA1	108	FNMA D N	8/29/2014	2/18/2015		0.110%	0.110%	290,000	289,846.70	110.77	289,980.67	23.20
160791	313384CA5	108	FHLB D N	10/3/2014	2/18/2015		0.055%	0.055%	3,100,000	3,099,346.42	426.25	3,099,793.33	20.66
160802	313588CA1	108	FNMA D N	10/6/2014	2/18/2015		0.060%	0.060%	993,000	992,776.58	143.98	992,933.80	13.24
160962	313384CA5	108	FHLB D N	10/22/2014	2/18/2015		0.060%	0.060%	890,000	889,823.48	105.32	889,940.67	11.87
160311	313396CB7	108	FHLMC D N	8/22/2014	2/19/2015		0.100%	0.100%	500,000	499,748.61	183.33	499,965.97	34.03
154809	3136G1CW7	108	FNMA STEP UP	2/20/2013	2/20/2015	2/20/2015	0.800%	0.834%	3,000,000	2,999,497.72	8,733.33	2,993,340.00	(6,157.72)
160060	313312CC2	108	FFCB D N	7/30/2014	2/20/2015		0.110%	0.110%	10,000,000	9,993,736.11	4,736.11	9,999,305.56	833.34
160982	313384CC1	108	FHLB D N	10/23/2014	2/20/2015		0.060%	0.060%	7,000,000	6,998,600.00	816.67	6,999,513.89	97.22
161205	313384CC1	108	FHLB D N	11/14/2014	2/20/2015		0.095%	0.095%	3,900,000	3,898,991.42	494.00	3,899,729.17	243.75
158509	3136G1CY3	108	FNMA STEP UP	2/22/2014	2/22/2015	2/22/2015	1.000%	1.000%	3,000,000	3,000,000.00	10,750.00	2,984,670.00	(15,330.00)
154582	3133ECDR2	108	FFCB - BULLET	1/24/2013	2/24/2015		0.270%	0.270%	2,000,000	2,000,000.00	1,905.00	2,000,340.00	340.00
154842	3133ECDR2	108	FFCB - BULLET	2/14/2013	2/24/2015		0.270%	0.300%	2,300,000	2,299,653.04	2,190.75	2,300,391.00	737.96

MIAMI-DADE COUNTY
REPORT WRITER
AS OF DATE: December 31, 2014
SORTING ORDER: FUND ICC#

INVSMT NUMBER	CUSIP NUMBER	FUND NUMBER	DESCRIPTION	PURCHASE SET DATE	MATURITY DATE	CALL DATE	INTEREST RATE	YTM TRADING	SCHEDULED PAR VALUE	CURRENT BOOK VALUE	PERIOD-END INTEREST ACCRL	MARKET VALUE	UNREALIZED GAIN/LOSS
154920	3133ECDR2	108	FFCB - BULLET	2/19/2013	2/24/2015		0.270%	0.300%	2,000,000	1,999,696.25	1,905.00	2,000,340.00	643.75
160128	313384CH0	108	FHLB D N	8/5/2014	2/25/2015		0.110%	0.110%	2,000,000	1,998,753.33	910.56	1,999,847.22	183.33
160253	313384CH0	108	FHLB D N	8/19/2014	2/25/2015		0.110%	0.110%	428,000	427,751.52	176.55	427,967.31	39.24
160301	313384CH0	108	FHLB D N	8/21/2014	2/25/2015		0.110%	0.110%	400,000	399,770.22	162.56	399,969.44	36.66
160313	313384CH0	108	FHLB D N	8/22/2014	2/25/2015		0.100%	0.100%	400,000	399,792.22	146.67	399,969.44	30.55
160410	313384CH0	108	FHLB D N	8/29/2014	2/25/2015		0.100%	0.100%	1,300,000	1,299,350.00	451.39	1,299,900.69	99.30
159934	313384CN7	108	FHLB D N	7/17/2014	3/2/2015		0.110%	0.110%	1,000,000	999,303.33	513.34	999,900.00	83.33
160298	313588CN3	108	FNMA D N	8/21/2014	3/2/2015		0.110%	0.110%	500,000	499,705.14	203.19	499,950.00	41.67
160807	313588CN3	108	FNMA D N	10/6/2014	3/2/2015		0.070%	0.070%	325,000	324,907.10	54.98	324,967.50	5.42
160983	313588CN3	108	FNMA D N	10/23/2014	3/2/2015		0.065%	0.065%	6,000,000	5,998,591.67	758.33	5,999,400.00	50.00
161160	313588CN3	108	FNMA D N	11/10/2014	3/2/2015		0.080%	0.080%	3,900,000	3,899,029.33	450.67	3,899,610.00	130.00
160808	313588CP8	108	FNMA D N	10/6/2014	3/3/2015		0.090%	0.090%	300,000	299,889.00	65.25	299,969.50	15.25
160835	313588CP8	108	FNMA D N	10/9/2014	3/3/2015		0.090%	0.090%	300,000	299,891.25	63.00	299,969.50	15.25
160803	313588CQ6	108	FNMA D N	10/6/2014	3/4/2015		0.070%	0.070%	700,000	699,797.19	118.42	699,927.67	12.06
160963	313384CQ0	108	FHLB D N	10/22/2014	3/4/2015		0.075%	0.075%	666,000	665,815.46	98.51	665,931.18	17.21
159796	313384CS6	108	FHLB D N	7/2/2014	3/6/2015		0.120%	0.120%	300,000	299,753.00	183.00	299,968.00	32.00
159871	313384CS6	108	FHLB D N	7/9/2014	3/6/2015		0.120%	0.120%	700,000	699,440.00	410.67	699,925.33	74.66
159890	313384CS6	108	FHLB D N	7/11/2014	3/6/2015		0.120%	0.120%	200,000	199,841.33	116.00	199,978.67	21.34
160314	313384CS6	108	FHLB D N	8/22/2014	3/6/2015		0.110%	0.110%	260,000	259,844.29	104.87	259,972.27	23.11
160412	313396CS0	108	FHLMC D N	8/29/2014	3/6/2015		0.100%	0.100%	900,000	899,527.50	312.50	899,904.00	64.00
160792	313384CV9	108	FHLB D N	10/3/2014	3/9/2015		0.070%	0.070%	2,200,000	2,199,328.39	385.00	2,199,754.33	40.94
161098	313312CV0	108	FFCB D N	11/5/2014	3/9/2015		0.065%	0.065%	5,000,000	4,998,880.56	514.58	4,999,441.67	46.53
160254	313312CY4	108	FFCB D N	8/19/2014	3/12/2015		0.110%	0.110%	293,000	292,816.47	120.86	292,965.82	28.49
151265	3133EAHP6	108	FFCB - BULLET	3/16/2012	3/16/2015		0.520%	0.537%	1,000,000	999,917.81	1,516.67	1,000,860.00	942.19
160146	313588DC6	108	FNMA D N	8/7/2014	3/16/2015		0.120%	0.120%	3,200,000	3,197,642.67	1,568.00	3,199,605.33	394.66
160252	313396DC4	108	FHLMC D N	8/19/2014	3/16/2015		0.105%	0.105%	900,000	899,451.38	354.37	899,889.00	83.25
160309	313588DC6	108	FNMA D N	8/22/2014	3/16/2015		0.120%	0.120%	2,700,000	2,698,146.00	1,188.00	2,699,667.00	333.00
160810	313588DC6	108	FNMA D N	10/6/2014	3/16/2015		0.090%	0.090%	200,000	199,919.50	43.50	199,975.33	12.33
161207	313588DC6	108	FNMA D N	11/14/2014	3/16/2015		0.095%	0.095%	7,890,000	7,887,459.86	999.40	7,889,026.90	567.64
159982	313396DD2	108	FHLMC D N	7/23/2014	3/17/2015		0.120%	0.120%	1,000,000	999,210.00	540.00	999,875.00	125.00
160174	313396DD2	108	FHLMC D N	8/11/2014	3/17/2015		0.115%	0.115%	3,000,000	2,997,910.83	1,370.42	2,999,625.00	343.75
160806	313588DE2	108	FNMA D N	10/6/2014	3/18/2015		0.080%	0.080%	400,000	399,855.11	77.33	399,949.33	16.89
161191	313588DE2	108	FNMA D N	11/13/2014	3/18/2015		0.080%	0.080%	6,487,000	6,485,198.06	706.36	6,486,178.31	273.89
154998	3136G1FW4	108	FNMA STEP UP	3/19/2013	3/19/2015	3/19/2015	1.000%	0.103%	5,000,000	4,999,691.78	14,166.67	4,981,200.00	(18,491.78)
160335	313396DF7	108	FHLMC D N	8/25/2014	3/19/2015		0.100%	0.100%	1,400,000	1,399,198.89	501.67	1,399,820.33	119.77
160353	313396DF7	108	FHLMC D N	8/27/2014	3/19/2015		0.110%	0.110%	1,300,000	1,299,189.67	504.47	1,299,833.17	139.03
160358	313396DF7	108	FHLMC D N	8/27/2014	3/19/2015		0.110%	0.110%	500,000	499,688.33	194.03	499,935.83	53.47
160402	313396DF7	108	FHLMC D N	8/29/2014	3/19/2015		0.110%	0.110%	400,000	399,753.11	152.78	399,948.67	42.78
160790	313396DF7	108	FHLMC D N	10/3/2014	3/19/2015		0.070%	0.070%	5,100,000	5,098,343.92	892.50	5,099,345.50	109.08
160961	313384DG1	108	FHLB D N	10/22/2014	3/20/2015		0.065%	0.065%	1,200,000	1,199,677.17	153.83	1,199,844.00	13.00
159889	313384DM8	108	FHLB D N	7/11/2014	3/25/2015		0.120%	0.120%	925,000	924,207.58	536.50	924,872.04	127.96
160127	313384DM8	108	FHLB D N	8/5/2014	3/25/2015		0.120%	0.120%	2,100,000	2,098,376.00	1,043.00	2,099,709.50	290.50
161007	313384DM8	108	FHLB D N	10/27/2014	3/25/2015		0.080%	0.080%	10,000,000	9,996,688.89	1,466.67	9,998,616.67	461.11
155663	3133ECJY1	108	FFCB - BULLET	4/19/2013	3/26/2015		0.270%	0.270%	1,000,000	1,000,000.00	712.50	1,000,300.00	300.00
155684	3133ECJY1	108	FFCB - BULLET	4/23/2013	3/26/2015		0.270%	0.270%	3,000,000	3,000,000.00	2,137.50	3,000,900.00	900.00
159450	313312DP2	108	FFCB D N	5/29/2014	3/27/2015		0.100%	0.100%	2,000,000	1,998,322.22	1,205.56	1,999,716.67	188.89
159484	313312DP2	108	FFCB D N	5/30/2014	3/27/2015		0.100%	0.100%	4,000,000	3,996,655.56	2,400.00	3,999,433.33	377.77
160360	313384DP1	108	FHLB D N	8/27/2014	3/27/2015		0.115%	0.115%	400,000	399,729.11	162.28	399,943.33	51.94
159898	313384DS5	108	FHLB D N	7/14/2014	3/30/2015		0.120%	0.120%	2,900,000	2,897,496.33	1,653.00	2,899,574.67	425.34
160132	313312DS6	108	FFCB D N	8/6/2014	3/30/2015		0.115%	0.115%	2,000,000	1,998,492.22	945.56	1,999,706.67	268.89
160299	313312DT4	108	FFCB D N	8/21/2014	3/31/2015		0.110%	0.110%	500,000	499,660.83	203.20	499,925.83	61.80
160323	313312DT4	108	FFCB D N	8/25/2014	3/31/2015		0.105%	0.105%	5,000,000	4,996,820.83	1,881.25	4,999,258.33	556.25
160413	313312DT4	108	FFCB D N	8/29/2014	3/31/2015		0.110%	0.110%	700,000	699,542.28	267.36	699,896.17	86.53
160793	313312DT4	108	FFCB D N	10/3/2014	3/31/2015		0.100%	0.100%	650,000	649,676.81	162.50	649,903.58	64.27
160833	313312DT4	108	FFCB D N	10/9/2014	3/31/2015		0.065%	0.065%	1,050,000	1,049,672.02	159.25	1,049,844.25	12.98
160907	313312DT4	108	FFCB D N	10/16/2014	3/31/2015		0.070%	0.070%	400,000	399,870.89	59.89	399,940.67	9.89

MIAMI-DADE COUNTY
REPORT WRITER
AS OF DATE: December 31, 2014
SORTING ORDER: FUND ICC#

INVSMT NUMBER	CUSIP NUMBER	FUND NUMBER	DESCRIPTION	PURCHASE SET DATE	MATURITY DATE	CALL DATE	INTEREST RATE	YTM TRADING	SCHEDULED PAR VALUE	CURRENT BOOK VALUE	PERIOD-END INTEREST ACCRL	MARKET VALUE	UNREALIZED GAIN/LOSS
161563	313384DT3	108	FHLB D N	12/18/2014	3/31/2015		0.160%	0.160%	300,000	299,862.67	18.67	299,955.50	74.16
158990	313384DU0	108	FHLB D N	4/10/2014	4/1/2015		0.100%	0.100%	5,000,000	4,995,055.56	3,694.44	4,999,125.00	375.00
159843	313588DU6	108	FNMA D N	7/8/2014	4/1/2015		0.120%	0.120%	5,000,000	4,995,550.00	2,950.00	4,999,125.00	625.00
159932	313588DU6	108	FNMA D N	7/17/2014	4/1/2015		0.110%	0.110%	2,000,000	1,998,423.33	1,026.67	1,999,650.00	200.00
160408	313588DU6	108	FNMA D N	8/29/2014	4/1/2015		0.080%	0.080%	3,000,000	2,998,566.67	833.33	2,999,475.00	75.00
160848	313384DU0	108	FHLB D N	10/10/2014	4/1/2015		0.065%	0.065%	12,950,000	12,945,954.92	1,940.70	12,947,733.75	(161.87)
160850	313384DU0	108	FHLB D N	10/10/2014	4/1/2015		0.070%	0.070%	2,200,000	2,199,259.94	355.06	2,199,615.00	0.00
160865	313384DU0	108	FHLB D N	10/14/2014	4/1/2015		0.062%	0.062%	10,000,000	9,997,089.44	1,360.56	9,998,250.00	(200.00)
160866	313384DU0	108	FHLB D N	10/14/2014	4/1/2015		0.065%	0.065%	4,789,000	4,787,538.69	683.10	4,788,161.93	(59.87)
160904	313384DU0	108	FHLB D N	10/16/2014	4/1/2015		0.090%	0.090%	3,000,000	2,998,747.50	577.50	2,999,475.00	150.00
160905	313384DU0	108	FHLB D N	10/16/2014	4/1/2015		0.080%	0.080%	1,400,000	1,399,480.44	239.56	1,399,755.00	35.00
160906	313384DU0	108	FHLB D N	10/16/2014	4/1/2015		0.070%	0.070%	1,053,000	1,052,658.07	157.66	1,052,815.73	(0.01)
160981	313384DU0	108	FHLB D N	10/23/2014	4/1/2015		0.065%	0.065%	7,317,000	7,314,886.20	924.79	7,315,719.53	(91.47)
160984	313588DU6	108	FNMA D N	10/23/2014	4/1/2015		0.070%	0.070%	1,800,000	1,799,440.00	245.00	1,799,685.00	0.00
161006	313396DU4	108	FHLMC D N	10/27/2014	4/1/2015		0.075%	0.075%	12,500,000	12,495,937.50	1,718.75	12,497,812.50	156.25
161032	313384DU0	108	FHLB D N	10/28/2014	4/1/2015		0.085%	0.085%	7,800,000	7,797,145.42	1,197.08	7,798,635.00	292.50
161034	313588DU6	108	FNMA D N	10/29/2014	4/1/2015		0.075%	0.075%	3,100,000	3,099,005.42	413.33	3,099,457.50	38.75
161035	313384DU0	108	FHLB D N	10/29/2014	4/1/2015		0.070%	0.070%	2,400,000	2,399,281.33	298.67	2,399,580.00	0.00
161036	313396DU4	108	FHLMC D N	10/29/2014	4/1/2015		0.065%	0.065%	2,300,000	2,299,360.47	265.78	2,299,597.50	(28.75)
161073	313588DU6	108	FNMA D N	10/31/2014	4/1/2015		0.085%	0.085%	4,000,000	3,998,564.44	585.56	3,999,300.00	150.00
161074	313588DU6	108	FNMA D N	10/31/2014	4/1/2015		0.075%	0.075%	2,800,000	2,799,113.33	361.67	2,799,510.00	35.00
161190	313384DU0	108	FHLB D N	11/13/2014	4/1/2015		0.090%	0.090%	6,600,000	6,597,706.50	808.50	6,598,845.00	330.00
161158	313384DZ9	108	FHLB D N	11/10/2014	4/6/2015		0.090%	0.090%	6,900,000	6,897,464.25	897.00	6,898,725.42	364.17
160352	313396EB5	108	FHLMC D N	8/27/2014	4/8/2015		0.100%	0.100%	5,000,000	4,996,888.89	1,763.89	4,999,056.94	404.16
159152	313396EC3	108	FHLMC D N	4/24/2014	4/9/2015		0.110%	0.110%	850,000	849,090.97	654.50	849,838.03	92.56
160908	313312ED8	108	FFCB D N	10/16/2014	4/10/2015		0.070%	0.070%	300,000	299,897.33	44.92	299,942.25	0.00
155391	3136G1JT7	108	FNMA STEP UP	4/11/2013	4/1/2015	4/11/2015	0.750%	0.750%	5,000,000	5,000,000.00	8,333.33	5,000,700.00	700.00
160250	313588EJ0	108	FNMA D N	8/19/2014	4/15/2015		0.115%	0.115%	1,200,000	1,199,083.83	517.50	1,199,757.33	156.00
160302	313396EJ8	108	FHLMC D N	8/21/2014	4/15/2015		0.115%	0.115%	400,000	399,697.17	169.94	399,919.11	52.00
160324	313396EJ8	108	FHLMC D N	8/25/2014	4/15/2015		0.110%	0.110%	1,700,000	1,698,789.69	670.09	1,699,656.22	196.44
160785	313588EJ0	108	FNMA D N	10/2/2014	4/15/2015		0.080%	0.080%	2,204,000	2,203,044.93	445.70	2,203,554.30	63.67
160789	313588EJ0	108	FNMA D N	10/3/2014	4/15/2015		0.075%	0.075%	9,241,000	9,237,265.10	1,732.69	9,239,131.26	133.47
160804	313588EJ0	108	FNMA D N	10/6/2014	4/15/2015		0.080%	0.080%	600,000	599,745.33	116.00	599,878.67	17.34
161165	313588EJ0	108	FNMA D N	11/12/2014	4/15/2015		0.090%	0.090%	6,803,000	6,800,380.85	850.37	6,801,624.28	393.06
159074	3136G1JW0	108	FNMA STEP UP	4/18/2014	4/18/2015	1/18/2015	1.000%	1.000%	5,000,000	5,000,000.00	10,138.89	4,966,150.00	(33,850.00)
160136	313396ER0	108	FHLMC D N	8/6/2014	4/22/2015		0.130%	0.130%	350,000	349,672.65	187.06	349,924.46	64.75
160849	313312ER7	108	FFCB D N	10/10/2014	4/22/2015		0.065%	0.065%	5,000,000	4,998,248.61	749.31	4,998,920.83	(77.09)
160124	313588ES0	108	FNMA D N	8/5/2014	4/23/2015		0.110%	0.110%	2,200,000	2,198,245.50	1,001.61	2,199,520.89	273.78
159127	313382PZ0	108	FHLB STEP UP	4/24/2014	4/24/2015	1/24/2015	1.000%	1.000%	3,500,000	3,500,000.00	6,513.89	3,496,395.00	(3,605.00)
155538	313382Q97	108	FHLB STEP UP	4/25/2013	4/25/2015	1/25/2015	0.875%	0.875%	4,000,000	4,000,000.00	6,416.67	3,977,840.00	(22,160.00)
159160	313382PH0	108	FHLB STEP UP	4/25/2014	4/25/2015	1/25/2015	0.900%	0.900%	6,000,000	6,000,000.00	9,900.00	5,968,860.00	(31,140.00)
159845	313384EW5	108	FHLB D N	7/8/2014	4/27/2015		0.130%	0.130%	835,000	834,116.52	533.71	834,811.66	161.43
160354	313384EW5	108	FHLB D N	8/27/2014	4/27/2015		0.120%	0.120%	1,000,000	999,190.00	423.33	999,774.44	161.11
160851	313396EX7	108	FHLMC D N	10/10/2014	4/28/2015		0.075%	0.075%	1,400,000	1,399,416.67	242.08	1,399,681.50	22.75
161135	313384EY1	108	FHLB D N	11/7/2014	4/29/2015		0.092%	0.092%	2,000,000	1,999,115.78	281.11	1,999,541.11	144.22
155621	3136G1KH1	108	FNMA STEP UP	4/30/2013	4/30/2015	1/31/2015	0.625%	0.638%	4,000,000	3,999,752.05	4,236.11	3,984,400.00	(15,352.05)
155766	3136G1KT5	108	FNMA STEP UP	4/30/2013	4/30/2015	1/30/2015	0.600%	0.625%	5,000,000	4,999,380.14	5,083.33	4,985,650.00	(13,730.14)
155770	3136G1KJ7	108	FNMA STEP UP	4/30/2013	4/30/2015	1/30/2015	0.750%	0.750%	6,700,000	6,700,000.00	8,514.58	6,676,751.00	(23,249.00)
159206	3136G1LB3	108	FNMA STEP UP	4/30/2014	4/30/2015	1/30/2015	0.750%	0.750%	5,000,000	5,000,000.00	6,354.17	4,964,000.00	(36,000.00)
151915	3133EANJ3	108	FFCB - BULLET	5/14/2012	5/1/2015		0.500%	0.515%	2,200,000	2,199,838.96	1,833.33	2,201,518.00	1,679.04
161031	313588FA8	108	FNMA D N	10/28/2014	5/1/2015		0.095%	0.095%	8,700,000	8,695,752.71	1,492.29	8,697,970.00	725.00
161081	313588FA8	108	FNMA D N	11/3/2014	5/1/2015		0.090%	0.090%	2,900,000	2,898,702.25	427.75	2,899,323.33	193.33
161088	313384FA2	108	FHLB D N	11/4/2014	5/1/2015		0.095%	0.095%	5,000,000	4,997,651.39	765.28	4,998,833.33	416.66
161164	313396FD0	108	FHLMC D N	11/12/2014	5/4/2015		0.100%	0.100%	7,600,000	7,596,347.78	1,055.55	7,598,182.33	779.00
159985	313312FE5	108	FFCB D N	7/23/2014	5/5/2015		0.130%	0.130%	370,000	369,617.87	216.45	369,910.79	76.47
160135	313312FE5	108	FFCB D N	8/6/2014	5/5/2015		0.145%	0.145%	430,000	429,528.91	256.33	429,896.32	111.08

MIAMI-DADE COUNTY
REPORT WRITER
AS OF DATE: December 31, 2014
SORTING ORDER: FUND ICC#

INVSMT NUMBER	CUSIP NUMBER	FUND NUMBER	DESCRIPTION	PURCHASE SET DATE	MATURITY DATE	CALL DATE	INTEREST RATE	YTM TRADING	SCHEDULED PAR VALUE	CURRENT BOOK VALUE	PERIOD-END INTEREST ACCRL	MARKET VALUE	UNREALIZED GAIN/LOSS
160137	313312FE5	108	FFCB D N	8/6/2014	5/5/2015		0.135%	0.135%	270,000	269,724.60	149.85	269,934.90	60.45
160355	313384FE4	108	FHLB D N	8/27/2014	5/5/2015		0.120%	0.120%	1,000,000	999,163.33	423.34	999,758.89	172.22
160909	313312FE5	108	FFCB D N	10/16/2014	5/5/2015		0.090%	0.090%	300,000	299,849.25	57.75	299,927.67	20.67
160406	313384FF1	108	FHLB D N	8/29/2014	5/6/2015		0.130%	0.130%	350,000	349,684.03	157.99	349,914.93	72.91
160300	313384FG9	108	FHLB D N	8/21/2014	5/7/2015		0.135%	0.135%	450,000	449,562.94	224.44	449,889.75	102.37
161133	3136G03B5	108	FNMA STEP UP	11/7/2014	5/7/2015	2/7/2015	0.800%	0.800%	2,000,000	2,000,000.00	2,400.00	1,996,000.00	(4,000.00)
159870	313384FH7	108	FHLB D N	7/9/2014	5/8/2015		0.135%	0.135%	1,040,000	1,038,818.30	686.40	1,039,743.18	238.48
160129	313384FH7	108	FHLB D N	8/5/2014	5/8/2015		0.130%	0.130%	1,850,000	1,848,156.17	995.40	1,849,543.15	391.58
161373	313384FH7	108	FHLB D N	12/4/2014	5/8/2015		0.155%	0.155%	892,000	891,404.71	107.54	891,779.73	267.48
159795	313312FM7	108	FFCB D N	7/2/2014	5/12/2015		0.120%	0.120%	1,000,000	998,953.33	610.00	999,745.28	181.95
159844	313312FM7	108	FFCB D N	7/8/2014	5/12/2015		0.125%	0.125%	1,400,000	1,398,502.78	860.42	1,399,643.39	280.19
159933	313312FM7	108	FFCB D N	7/17/2014	5/12/2015		0.120%	0.120%	2,000,000	1,998,006.67	1,120.00	1,999,490.56	363.89
160834	313312FM7	108	FFCB D N	10/9/2014	5/12/2015		0.075%	0.075%	556,000	555,750.96	97.30	555,858.37	10.11
161156	313312FM7	108	FFCB D N	11/10/2014	5/12/2015		0.100%	0.100%	10,000,000	9,994,916.67	1,444.44	9,997,452.78	1,091.67
161197	313312FM7	108	FFCB D N	11/13/2014	5/12/2015		0.100%	0.100%	5,000,000	4,997,500.00	680.56	4,998,726.39	545.83
155695	3136G1L72	108	FNMA STEP UP	5/15/2013	5/15/2015	2/15/2015	0.750%	0.760%	2,000,000	1,999,901.37	1,916.67	1,991,420.00	(8,481.37)
159356	3136G1L56	108	FNMA STEP UP	5/15/2014	5/15/2015	2/15/2015	0.750%	0.750%	5,000,000	5,000,000.00	4,791.67	4,985,650.00	(14,350.00)
161138	313384FT1	108	FHLB D N	11/7/2014	5/18/2015		0.130%	0.130%	900,000	899,376.00	178.75	899,760.25	205.50
161220	313384FT1	108	FHLB D N	11/17/2014	5/18/2015		0.120%	0.120%	860,000	859,478.27	129.00	859,770.91	163.64
160409	313588FV2	108	FNMA D N	8/29/2014	5/20/2015		0.115%	0.115%	2,000,000	1,998,313.33	798.61	1,999,459.44	347.50
160832	313384FV6	108	FHLB D N	10/9/2014	5/20/2015		0.090%	0.090%	2,500,000	2,498,606.25	525.00	2,499,324.31	193.06
161298	313384FV6	108	FHLB D N	11/24/2014	5/20/2015		0.120%	0.120%	800,000	799,528.00	101.33	799,783.78	154.45
154000	3136G04F5	108	FNMA STEP UP	11/21/2012	5/21/2015	2/21/2015	0.750%	0.750%	1,000,000	1,000,000.00	833.33	1,000,340.00	340.00
161030	313312FX3	108	FFCB D N	10/28/2014	5/22/2015		0.095%	0.095%	9,000,000	8,995,107.50	1,543.75	8,997,532.50	881.25
160399	313396GC1	108	FHLMC D N	8/29/2014	5/27/2015		0.130%	0.130%	1,855,000	1,853,184.68	837.32	1,854,473.39	451.39
160401	313396GC1	108	FHLMC D N	8/29/2014	5/27/2015		0.125%	0.125%	700,000	699,341.32	303.82	699,801.28	156.14
160754	313384GE3	108	FHLB D N	10/1/2014	5/29/2015		0.105%	0.105%	700,000	699,510.00	187.83	699,798.56	100.73
160805	313384GE3	108	FHLB D N	10/6/2014	5/29/2015		0.100%	0.100%	600,000	599,608.33	145.00	599,827.33	74.00
160944	313312GE4	108	FFCB D N	10/20/2014	5/29/2015		0.085%	0.085%	5,000,000	4,997,390.97	861.81	4,998,561.11	308.33
160958	313312GE4	108	FFCB D N	10/22/2014	5/29/2015		0.090%	0.090%	5,000,000	4,997,262.50	887.50	4,998,561.11	411.11
160979	313312GE4	108	FFCB D N	10/23/2014	5/29/2015		0.095%	0.095%	10,000,000	9,994,247.22	1,847.22	9,997,122.22	1,027.78
161008	313312GE4	108	FFCB D N	10/27/2014	5/29/2015		0.105%	0.105%	10,000,000	9,993,758.33	1,925.00	9,997,122.22	1,438.89
160251	313588GH2	108	FNMA D N	8/19/2014	6/1/2015		0.150%	0.150%	1,000,000	998,808.33	562.50	999,706.39	335.56
160397	313384GH6	108	FHLB D N	8/29/2014	6/1/2015		0.140%	0.140%	2,100,000	2,097,746.00	1,020.83	2,099,383.42	616.59
160398	313588GH2	108	FNMA D N	8/29/2014	6/1/2015		0.130%	0.130%	2,000,000	1,998,006.67	902.78	1,999,412.78	503.33
160411	313588GH2	108	FNMA D N	8/29/2014	6/1/2015		0.140%	0.140%	1,225,000	1,223,685.17	595.48	1,224,640.33	359.68
161009	313384GH6	108	FHLB D N	10/27/2014	6/1/2015		0.088%	0.088%	2,800,000	2,798,523.19	449.17	2,799,177.89	205.53
161206	313588GH2	108	FNMA D N	11/14/2014	6/1/2015		0.110%	0.110%	8,000,000	7,995,135.56	1,173.33	7,997,651.11	1,342.22
161222	313588GH2	108	FNMA D N	11/17/2014	6/1/2015		0.110%	0.110%	5,000,000	4,997,005.56	687.50	4,998,531.94	838.88
161231	313588GH2	108	FNMA D N	11/18/2014	6/1/2015		0.110%	0.110%	11,000,000	10,993,445.83	1,478.89	10,996,770.28	1,845.56
161300	313588GH2	108	FNMA D N	11/24/2014	6/1/2015		0.120%	0.120%	400,000	399,748.00	50.67	399,882.56	83.89
161475	313588GH2	108	FNMA D N	12/15/2014	6/1/2015		0.140%	0.140%	1,000,000	999,346.67	66.11	999,706.39	293.61
159610	313396GK3	108	FHLMC D N	6/13/2014	6/3/2015		0.120%	0.120%	700,000	699,171.67	471.33	699,791.75	148.75
161116	313312GL8	108	FFCB D N	11/6/2014	6/4/2015		0.100%	0.100%	2,000,000	1,998,833.33	311.11	1,999,401.11	256.67
161157	313312GL8	108	FFCB D N	11/10/2014	6/4/2015		0.115%	0.115%	8,000,000	7,994,735.56	1,328.89	7,997,604.44	1,539.99
161276	313312GQ7	108	FFCB D N	11/21/2014	6/8/2015		0.105%	0.105%	2,000,000	1,998,839.17	239.17	1,999,385.56	307.22
161305	313312GQ7	108	FFCB D N	11/25/2014	6/8/2015		0.100%	0.100%	5,000,000	4,997,291.67	513.89	4,998,463.89	658.33
160325	313396GR8	108	FHLMC D N	8/25/2014	6/9/2015		0.150%	0.150%	600,000	599,280.00	322.50	599,814.50	212.00
161372	313396GT4	108	FHLMC D N	12/4/2014	6/11/2015		0.145%	0.145%	2,500,000	2,498,096.88	281.94	2,499,217.36	838.54
161472	313384GU7	108	FHLB D N	12/12/2014	6/12/2015		0.145%	0.145%	15,000,000	14,989,004.17	1,208.33	14,995,275.00	5,062.50
160125	313396GY3	108	FHLMC D N	8/5/2014	6/16/2015		0.145%	0.145%	2,150,000	2,147,272.19	1,290.30	2,149,306.03	743.54
160303	313396GY3	108	FHLMC D N	8/21/2014	6/16/2015		0.140%	0.140%	400,000	399,534.89	206.89	399,870.89	129.11
161561	313396GY3	108	FHLMC D N	12/18/2014	6/16/2015		0.170%	0.170%	875,000	874,256.25	57.85	874,717.57	403.47
161193	313384HE2	108	FHLB D N	11/13/2014	6/22/2015		0.115%	0.115%	6,000,000	5,995,764.17	939.17	5,997,993.33	1,289.99
154296	3136G1A66	108	FNMA STEP UP	12/26/2012	6/26/2015	3/26/2015	0.700%	0.700%	5,000,000	5,000,000.00	486.11	4,981,450.00	(18,550.00)
159952	313396HP1	108	FHLMC D N	7/18/2014	7/1/2015		0.140%	0.140%	1,500,000	1,497,970.00	974.17	1,499,321.25	377.08

MIAMI-DADE COUNTY
REPORT WRITER
AS OF DATE: December 31, 2014
SORTING ORDER: FUND ICC#

INVSMT NUMBER	CUSIP NUMBER	FUND NUMBER	DESCRIPTION	PURCHASE SET DATE	MATURITY DATE	CALL DATE	INTEREST RATE	YTM TRADING	SCHEDULED PAR VALUE	CURRENT BOOK VALUE	PERIOD-END INTEREST ACCRL	MARKET VALUE	UNREALIZED GAIN/LOSS
161115	313588HP3	108	FNMA D N	11/6/2014	7/1/2015		0.110%	0.110%	1,300,000	1,299,058.58	222.45	1,299,411.75	130.72
159887	TD0001	108	TD ACT 365	7/6/2014	7/6/2015		0.010%	0.010%	25,000	25,000.00	0.60	24,967.71	(32.29)
159842	3133EDQ70	108	FFCB - BULLET	7/9/2014	7/9/2015		0.150%	0.160%	1,500,000	1,499,850.00	1,075.00	1,499,310.00	(540.00)
160809	313396HY2	108	FHLMC D N	10/6/2014	7/10/2015		0.125%	0.125%	243,000	242,766.28	73.41	242,884.58	44.89
161159	313396HY2	108	FHLMC D N	11/10/2014	7/10/2015		0.115%	0.115%	4,000,000	3,996,907.78	664.44	3,998,100.00	527.78
161388	313396HY2	108	FHLMC D N	12/5/2014	7/10/2015		0.150%	0.150%	500,000	499,547.92	56.25	499,762.50	158.33
161473	313396HY2	108	FHLMC D N	12/12/2014	7/10/2015		0.170%	0.170%	2,300,000	2,297,719.17	217.22	2,298,907.50	971.11
161560	313396HY2	108	FHLMC D N	12/18/2014	7/10/2015		0.200%	0.200%	900,000	898,980.00	70.00	899,572.50	522.50
161562	313396HY2	108	FHLMC D N	12/18/2014	7/10/2015		0.160%	0.160%	700,000	699,365.33	43.56	699,667.50	258.61
161668	313396HY2	108	FHLMC D N	12/30/2014	7/10/2015		0.180%	0.180%	800,000	799,232.00	8.00	799,620.00	380.00
160304	313396JD6	108	FHLMC D N	8/21/2014	7/15/2015		0.158%	0.158%	335,000	334,517.75	195.55	334,836.69	123.39
160903	313312JD3	108	FFCB D N	10/16/2014	7/15/2015		0.090%	0.090%	5,000,000	4,996,600.00	962.50	4,997,291.67	(270.83)
160755	313384JE0	108	FHLB D N	10/1/2014	7/16/2015		0.120%	0.120%	600,000	599,424.00	184.00	599,706.00	98.00
161140	313384JE0	108	FHLB D N	11/7/2014	7/16/2015		0.150%	0.150%	400,000	399,581.67	91.67	399,804.00	130.66
161564	313384JE0	108	FHLB D N	12/18/2014	7/16/2015		0.160%	0.160%	300,000	299,720.00	18.67	299,853.00	114.33
160026	313384JK6	108	FHLB D N	7/25/2014	7/21/2015		0.140%	0.140%	2,000,000	1,997,192.22	1,244.45	1,998,995.00	558.33
160750	313396JK0	108	FHLMC D N	10/1/2014	7/21/2015		0.120%	0.120%	1,600,000	1,598,437.33	490.67	1,599,196.00	268.00
160959	313312JK7	108	FFCB D N	10/22/2014	7/21/2015		0.110%	0.110%	5,000,000	4,995,844.44	1,084.72	4,997,208.33	279.17
161136	313396JK0	108	FHLMC D N	11/7/2014	7/21/2015		0.125%	0.125%	1,800,000	1,798,400.00	343.75	1,799,095.50	351.75
161162	313312JK7	108	FFCB D N	11/12/2014	7/21/2015		0.130%	0.130%	10,000,000	9,990,936.11	1,805.56	9,994,416.67	1,675.00
161196	313312JK7	108	FFCB D N	11/13/2014	7/21/2015		0.130%	0.130%	5,000,000	4,995,486.11	884.72	4,997,208.33	837.50
161257	313312JK7	108	FFCB D N	11/20/2014	7/21/2015		0.125%	0.125%	2,000,000	1,998,312.50	291.67	1,998,883.33	279.16
161476	313312JK7	108	FFCB D N	12/15/2014	7/21/2015		0.150%	0.150%	2,000,000	1,998,183.33	141.67	1,998,883.33	558.33
160751	313396JL8	108	FHLMC D N	10/1/2014	7/22/2015		0.130%	0.130%	1,500,000	1,498,407.50	498.33	1,499,242.50	336.67
161112	313312JM3	108	FFCB D N	11/6/2014	7/23/2015		0.120%	0.120%	2,000,000	1,998,273.33	373.33	1,998,872.22	225.56
161139	313312JM3	108	FFCB D N	11/7/2014	7/23/2015		0.110%	0.110%	450,000	449,645.25	75.63	449,746.25	25.37
155189	3133ECHV9	108	FFCB - BULLET	3/15/2013	7/30/2015		0.350%	0.350%	1,400,000	1,400,000.00	2,055.28	1,399,006.00	(994.00)
155314	3133ECHV9	108	FFCB - BULLET	3/19/2013	7/30/2015		0.350%	0.354%	3,000,000	2,999,873.46	4,404.17	2,997,870.00	(2,003.46)
160147	313384KA6	108	FHLB D N	8/7/2014	8/5/2015		0.155%	0.155%	1,318,000	1,315,940.08	834.18	1,317,288.28	514.02
160181	3136G1C23	108	FNMA STEP UP	8/13/2014	8/13/2015	2/13/2015	0.800%	0.800%	3,900,000	3,900,000.00	11,960.00	3,890,952.00	(9,048.00)
160245	313396KJ1	108	FHLMC D N	8/18/2014	8/13/2015		0.155%	0.155%	1,150,000	1,148,217.50	673.39	1,149,356.00	465.11
160242	313396KK8	108	FHLMC D N	8/18/2014	8/14/2015		0.155%	0.155%	1,500,000	1,497,668.54	878.33	1,499,156.25	609.38
150845	313378CN9	108	FHLB - BULLET	2/17/2012	8/17/2015		0.600%	0.600%	2,000,000	2,000,000.00	4,466.67	2,004,120.00	4,120.00
155586	3133ECLP7	108	FFCB - BULLET	4/17/2013	8/17/2015		0.300%	0.322%	900,000	899,807.74	1,005.00	900,279.00	471.26
155693	3133ECLP7	108	FFCB - BULLET	4/24/2013	8/17/2015		0.300%	0.300%	2,000,000	2,000,000.00	2,233.33	2,000,620.00	620.00
160758	313396KP7	108	FHLMC D N	10/1/2014	8/18/2015		0.160%	0.160%	400,000	399,429.33	163.56	399,771.00	178.11
160786	313396KP7	108	FHLMC D N	10/2/2014	8/18/2015		0.145%	0.145%	2,100,000	2,097,293.33	769.71	2,098,797.75	734.71
161370	313396KP7	108	FHLMC D N	12/4/2014	8/18/2015		0.140%	0.140%	1,695,000	1,693,305.94	184.57	1,694,029.61	539.10
161566	313396KP7	108	FHLMC D N	12/18/2014	8/18/2015		0.180%	0.180%	281,000	280,658.59	19.67	280,839.13	160.87
160759	313384KS7	108	FHLB D N	10/1/2014	8/21/2015		0.160%	0.160%	400,000	399,424.00	163.56	399,768.00	180.44
161403	313384KS7	108	FHLB D N	12/8/2014	8/21/2015		0.165%	0.165%	900,000	898,944.00	99.00	899,478.00	435.00
155558	3135G0UW1	108	FNMA - BULLET	4/9/2013	8/28/2015		0.350%	0.350%	1,000,000	1,000,000.00	1,195.83	1,000,950.00	950.00
160756	313384KZ1	108	FHLB D N	10/1/2014	8/28/2015		0.150%	0.150%	600,000	599,172.50	230.00	599,641.50	239.00
160546	313384LE7	108	FHLB D N	9/11/2014	9/2/2015		0.165%	0.165%	3,000,000	2,995,105.00	1,540.00	2,996,950.00	305.00
160524	313384LG2	108	FHLB D N	9/11/2014	9/4/2015		0.170%	0.170%	2,200,000	2,196,280.78	1,163.55	2,197,745.00	300.67
160752	313384LG2	108	FHLB D N	10/1/2014	9/4/2015		0.160%	0.160%	1,487,000	1,484,766.20	608.02	1,485,475.83	101.61
161565	313384LG2	108	FHLB D N	12/18/2014	9/4/2015		0.190%	0.190%	300,000	299,588.33	22.17	299,692.50	82.00
161387	313384LL1	108	FHLB D N	12/5/2014	9/8/2015		0.185%	0.185%	2,180,000	2,176,896.83	302.48	2,177,729.17	529.86
161419	313312LL2	108	FFCB D N	12/10/2014	9/8/2015		0.170%	0.170%	2,000,000	1,997,431.11	207.78	1,997,916.67	277.78
160753	313384LM9	108	FHLB D N	10/1/2014	9/9/2015		0.155%	0.155%	800,000	798,818.56	316.89	799,163.33	27.88
161401	313384LM9	108	FHLB D N	12/8/2014	9/9/2015		0.175%	0.175%	1,200,000	1,198,395.83	140.00	1,198,745.00	209.17
160525	313312LN8	108	FFCB D N	9/11/2014	9/10/2015		0.160%	0.160%	2,000,000	1,996,764.44	995.56	1,997,900.00	140.00
160526	313384LP2	108	FHLB D N	9/11/2014	9/11/2015		0.170%	0.170%	2,000,000	1,996,552.78	1,057.78	1,997,891.67	281.11
161400	313396LP6	108	FHLMC D N	12/8/2014	9/11/2015		0.175%	0.175%	2,000,000	1,997,306.94	233.33	1,997,891.67	351.40
160757	313384LT4	108	FHLB D N	10/1/2014	9/15/2015		0.145%	0.145%	500,000	499,297.15	185.28	499,464.58	(17.85)
153303	3133EAZ68	108	FFCB - BULLET	9/25/2012	9/25/2015		0.400%	0.408%	2,000,000	1,999,833.80	2,133.33	2,002,100.00	2,266.20

MIAMI-DADE COUNTY
REPORT WRITER
AS OF DATE: December 31, 2014
SORTING ORDER: FUND ICC#

INVSMT NUMBER	CUSIP NUMBER	FUND NUMBER	DESCRIPTION	PURCHASE SET DATE	MATURITY DATE	CALL DATE	INTEREST RATE	YTM TRADING	SCHEDULED PAR VALUE	CURRENT BOOK VALUE	PERIOD-END INTEREST ACCRL	MARKET VALUE	UNREALIZED GAIN/LOSS
160719	313382H48	108	FHLB STEP UP	9/27/2014	9/27/2015	3/27/2015	1.000%	1.000%	2,000,000	2,000,000.00	5,222.22	1,993,160.00	(6,840.00)
155190	3136G1HC6	108	FNMA STEP UP	3/28/2013	9/28/2015	3/28/2015	0.850%	0.856%	2,100,000	2,099,874.55	4,611.25	2,093,322.00	(6,552.55)
160901	313588MK8	108	FNMA D N	10/16/2014	10/1/2015		0.150%	0.150%	10,000,000	9,985,416.67	3,208.33	9,987,800.00	(8,125.00)
161163	313396MK6	108	FHLMC D N	11/12/2014	10/1/2015		0.120%	0.120%	10,000,000	9,989,233.33	1,666.67	9,987,800.00	(3,200.00)
161666	313312MP2	108	FFCB D N	12/30/2014	10/5/2015		0.260%	0.261%	3,000,000	2,993,955.00	43.33	2,996,310.00	2,311.67
155390	313382K51	108	FHLB STEP UP	4/10/2013	10/10/2015	1/10/2015	0.750%	0.756%	5,000,000	4,999,700.99	8,437.50	4,998,450.00	(1,250.99)
161413	313396MZ3	108	FHLMC D N	12/9/2014	10/15/2015		0.185%	0.185%	2,000,000	1,996,813.89	236.39	1,997,440.00	389.72
161506	313312ND8	108	FFCB D N	12/16/2014	10/19/2015		0.220%	0.220%	3,000,000	2,994,371.67	293.33	2,996,100.00	1,435.00
145973	31398A4M1	108	FNMA - BULLE	3/8/2011	10/26/2015		1.625%	2.221%	12,000,000	11,932,661.07	35,208.33	12,136,560.00	203,898.93
155539	3136G1K99	108	FNMA STEP UP	4/30/2013	10/30/2015	1/30/2015	0.750%	0.750%	3,000,000	3,000,000.00	3,812.50	2,985,510.00	(14,490.00)
161314	313396NU3	108	FHLMC D N	11/26/2014	11/3/2015		0.190%	0.190%	3,000,000	2,994,585.00	570.00	2,995,560.00	405.00
161194	313312NX4	108	FFCB D N	11/13/2014	11/6/2015		0.170%	0.170%	5,000,000	4,991,547.22	1,156.94	4,992,500.00	(204.16)
161306	313384PM5	108	FHLB D N	11/25/2014	11/20/2015		0.190%	0.190%	5,000,000	4,990,500.00	976.39	4,992,150.00	673.61
161329	3136G05Q0	108	FNMA STEP UP	11/27/2014	11/27/2015	2/27/2015	0.750%	0.750%	5,150,000	5,150,000.00	3,647.92	5,143,665.50	(6,334.50)
161420	313384PY9	108	FHLB D N	12/10/2014	12/1/2015		0.250%	0.251%	1,500,000	1,496,291.67	229.17	1,497,360.00	839.16
157788	3133EDB84	108	FFCB - BULLE	12/3/2013	12/3/2015		0.300%	0.300%	3,000,000	3,000,000.00	700.00	3,000,930.00	930.00
161559	313396QE6	108	FHLMC D N	12/18/2014	12/7/2015		0.280%	0.281%	1,000,000	997,246.67	108.89	998,210.00	854.44
161503	3136G07A3	108	FNMA STEP UP	12/13/2014	12/13/2015	3/13/2015	0.800%	0.800%	5,000,000	5,000,000.00	2,000.00	4,981,200.00	(18,800.00)
161508	313396QM8	108	FHLMC D N	12/16/2014	12/14/2015		0.280%	0.281%	5,000,000	4,985,883.33	622.22	4,990,950.00	4,344.45
161606	3136G16M6	108	FNMA STEP UP	12/20/2014	12/20/2015	3/20/2015	0.700%	0.700%	3,600,000	3,600,000.00	770.00	3,565,908.00	(34,092.00)
161651	3136G1AA7	108	FNMA STEP UP	12/26/2014	12/26/2015		0.875%	0.875%	4,000,000	4,000,000.00	486.11	4,000,080.00	80.00
154172	3136G14Y2	108	FNMA STEP UP	12/27/2012	12/27/2015	3/27/2015	0.750%	0.750%	2,150,000	2,150,000.00	179.17	2,143,356.50	(6,643.50)
159756	3136G16J3	108	FNMA STEP UP	6/27/2014	12/27/2015	6/27/2015	0.800%	0.800%	5,000,000	5,000,000.00	444.44	4,970,600.00	(29,400.00)
161653	3136G15A3	108	FNMA STEP UP	12/27/2014	12/27/2015	3/27/2015	0.800%	0.800%	5,000,000	5,000,000.00	444.44	4,944,250.00	(55,750.00)
161654	3136G16W4	108	FNMA STEP UP	12/27/2014	12/27/2015	3/27/2015	0.750%	0.750%	5,000,000	5,000,000.00	416.67	4,973,150.00	(26,850.00)
161657	3136G16Z7	108	FNMA STEP UP	12/27/2014	12/27/2015	3/27/2015	0.700%	0.700%	3,500,000	3,500,000.00	272.22	3,489,780.00	(10,220.00)
161658	3136G16Z7	108	FNMA STEP UP	12/27/2014	12/27/2015	3/27/2015	0.700%	0.700%	3,000,000	3,000,000.00	233.33	2,991,240.00	(8,760.00)
161659	3136G16V6	108	FNMA STEP UP	12/27/2014	12/27/2015	6/27/2015	0.800%	0.800%	5,000,000	5,000,000.00	444.44	4,987,200.00	(12,800.00)
161667	313384RB7	108	FHLB D N	12/30/2014	12/28/2015		0.270%	0.271%	1,000,000	997,277.50	15.00	998,100.00	807.50
156412	3133ECTC8	108	FFCB - BULLE	6/28/2013	1/28/2016		0.640%	0.640%	1,000,000	1,000,000.00	2,720.00	1,003,650.00	3,650.00
154972	3136G1BD0	108	FNMA STEP UP	2/21/2013	1/30/2016	1/30/2015	0.750%	0.791%	6,000,000	5,996,322.84	18,875.00	5,970,660.00	(25,662.84)
155058	3136G1AQ2	108	FNMA STEP UP	2/27/2013	1/30/2016	1/30/2015	0.700%	0.769%	5,000,000	4,994,864.10	14,680.56	4,986,200.00	(8,664.10)
155134	3133ECE91	108	FFCB - BULLE	3/6/2013	2/1/2016		0.400%	0.400%	2,000,000	2,000,000.00	3,333.33	1,999,720.00	(280.00)
154807	313382B77	108	FHLB - BULLE	2/12/2013	2/12/2016		0.420%	0.437%	4,000,000	3,998,999.08	6,486.67	3,999,200.00	200.92
151141	3133EAFB9	108	FFCB - BULLE	3/7/2012	2/24/2016		0.720%	0.720%	3,000,000	3,000,000.00	7,620.00	3,010,770.00	10,770.00
154690	3136G1DA4	108	FNMA STEP UP	2/28/2013	2/28/2016	2/28/2015	1.000%	1.000%	5,000,000	5,000,000.00	17,083.33	4,990,500.00	(9,500.00)
158599	3136G1DZ9	108	FNMA STEP UP	2/28/2014	2/28/2016	2/28/2015	1.000%	1.000%	4,000,000	4,000,000.00	13,666.67	3,987,880.00	(12,120.00)
158600	3136G1DZ9	108	FNMA STEP UP	2/28/2014	2/28/2016	2/28/2015	1.000%	1.000%	2,291,000	2,291,000.00	7,827.58	2,284,058.27	(6,941.73)
154890	3136G1ET2	108	FNMA STEP UP	3/6/2013	3/6/2016	3/6/2015	1.000%	1.008%	5,000,000	4,999,377.28	15,972.22	4,980,450.00	(18,927.28)
155696	3133ECLQ5	108	FFCB - BULLE	4/24/2013	3/18/2016		0.350%	0.370%	3,000,000	2,999,102.88	3,004.17	3,003,030.00	3,927.12
160636	3136G1HE2	108	FNMA STEP UP	9/20/2014	3/20/2016	3/20/2015	1.000%	1.000%	5,000,000	5,000,000.00	14,027.78	4,991,500.00	(8,500.00)
160720	3136G1GQ6	108	FNMA STEP UP	9/27/2014	3/27/2016	3/27/2015	1.000%	1.000%	5,500,000	5,500,000.00	14,361.11	5,456,550.00	(43,450.00)
160723	3136G1GQ6	108	FNMA STEP UP	9/27/2014	3/27/2016	3/27/2015	1.000%	1.000%	5,000,000	5,000,000.00	13,055.56	4,960,500.00	(39,500.00)
161070	3136G0S69	108	FNMA STEP UP	10/30/2014	4/30/2016	1/30/2015	0.750%	0.750%	4,000,000	4,000,000.00	5,083.33	3,982,360.00	(17,640.00)
161148	3136G1KW8	108	FNMA STEP UP	11/8/2014	5/8/2016	2/8/2015	0.900%	0.900%	4,000,000	4,000,000.00	5,300.00	3,978,360.00	(21,640.00)
161274	3136G04J7	108	FNMA STEP UP	11/21/2014	5/21/2016	2/21/2015	0.875%	0.875%	2,975,000	2,975,000.00	2,892.36	2,970,061.50	(4,938.50)
159689	3133EDMN9	108	FFCB - BULLE	6/20/2014	6/2/2016		0.375%	0.501%	1,000,000	998,128.08	302.08	997,530.00	(598.08)
157536	3133ED6C1	108	FFCB - BULLE	11/5/2013	11/1/2016		0.650%	0.658%	2,000,000	1,999,665.75	2,166.67	1,998,200.00	(1,465.75)
153193	3133EAK98	108	FFCB C I	9/6/2012	2/15/2017	1/8/2015	0.850%	0.861%	3,100,000	3,099,127.11	9,954.44	3,093,304.00	(5,823.11)
154921	3133ECG99	108	FFCB - BULLE	2/22/2013	2/22/2017		0.660%	0.679%	2,000,000	1,999,046.89	4,730.00	1,987,460.00	(11,586.89)
159433	3133ECG99	108	FFCB - BULLE	5/23/2014	2/22/2017		0.660%	0.710%	1,000,000	998,764.37	2,365.00	993,730.00	(5,034.37)
150711	3136FTS59	108	FNMA C I	2/27/2012	2/27/2017	2/27/2015	1.000%	1.000%	2,000,000	2,000,000.00	6,888.89	1,993,300.00	(6,700.00)
155387	3133ECKC7	108	FFCB - BULLE	3/28/2013	3/28/2017		0.650%	0.658%	1,900,000	1,899,644.59	3,190.42	1,891,051.00	(8,593.59)
153663	3136G0X89	108	FNMA C I	10/26/2012	4/26/2017	1/26/2015	0.750%	0.750%	3,000,000	3,000,000.00	4,062.50	2,981,430.00	(18,570.00)
153912	3133EAE38	108	FFCB C I	8/1/2012	5/1/2017	1/8/2015	0.820%	0.844%	3,000,000	2,998,266.25	4,100.00	2,987,310.00	(10,956.25)
152250	3133EAVA3	108	FFCB C I	6/20/2012	6/20/2017	1/8/2015	1.100%	1.100%	2,500,000	2,500,000.00	840.28	2,487,925.00	(12,075.00)

**MIAMI-DADE COUNTY
REPORT WRITER
AS OF DATE: December 31, 2014
SORTING ORDER: FUND ICC#**

INVSMT NUMBER	CUSIP NUMBER	FUND NUMBER	DESCRIPTION	PURCHASE SET DATE	MATURITY DATE	CALL DATE	INTEREST RATE	YTM TRADING	SCHEDULED PAR VALUE	CURRENT BOOK VALUE	PERIOD-END INTEREST ACCRL	MARKET VALUE	UNREALIZED GAIN/LOSS
152643	3133EAKZK7	108	FFCB C I	7/24/2012	7/24/2017	1/8/2015	0.970%	0.985%	1,000,000	999,550.24	4,230.28	997,340.00	(2,210.24)
153190	3135G0NC3	108	FNMA C I	9/6/2012	8/14/2017	2/14/2015	1.000%	1.000%	4,900,000	4,900,000.00	18,647.22	4,881,772.00	(18,228.00)
108 Total									958,251,062	957,708,743.87	703,936.10	957,206,232.55	(660,251.49)
151198	WACHOVIA8	109	WACHOVIA INT BEARING	3/1/2012	1/1/2015		0.020%	0.020%	24,208,576	24,208,575.90	0.02	24,208,575.90	0.00
158155	313384AB5	109	FHLB D N	1/13/2014	1/2/2015		0.125%	0.125%	700,000	699,139.58	857.99	699,999.03	1.46
158333	313588AE5	109	FNMA D N	2/5/2014	1/5/2015		0.130%	0.130%	800,000	799,035.11	953.33	799,995.56	7.12
158092	313396AF0	109	FHLMC D N	1/6/2014	1/6/2015		0.160%	0.160%	1,280,000	1,277,923.56	2,048.00	1,279,991.11	19.55
158165	313384AG4	109	FHLB D N	1/14/2014	1/7/2015		0.125%	0.125%	800,000	799,005.56	977.77	799,993.33	10.00
158215	313396AH6	109	FHLMC D N	1/21/2014	1/8/2015		0.100%	0.100%	900,000	899,120.00	862.50	899,991.25	8.75
158177	313396AJ2	109	FHLMC D N	1/15/2014	1/9/2015		0.100%	0.100%	700,000	699,301.94	682.50	699,992.22	7.78
158181	313384AM1	109	FHLB D N	1/15/2014	1/12/2015		0.115%	0.115%	1,000,000	998,843.61	1,121.25	999,984.72	19.86
158180	313384AN9	109	FHLB D N	1/15/2014	1/13/2015		0.115%	0.115%	1,100,000	1,098,724.46	1,233.37	1,099,981.67	23.84
158179	313384AP4	109	FHLB D N	1/15/2014	1/14/2015		0.115%	0.115%	1,200,000	1,198,604.67	1,345.50	1,199,978.33	28.16
158322	313396AQ6	109	FHLMC D N	2/4/2014	1/15/2015		0.130%	0.130%	1,000,000	998,754.17	1,195.27	999,980.56	31.12
156128	313381H24	109	FHLB - BULLET	5/31/2013	1/16/2015		0.250%	0.256%	1,000,000	999,969.24	1,145.83	1,000,030.00	60.76
158323	313396AV5	109	FHLMC D N	2/4/2014	1/20/2015		0.130%	0.130%	1,000,000	998,736.11	1,195.28	999,973.61	42.22
158326	313384AW9	109	FHLB D N	2/4/2014	1/21/2015		0.140%	0.140%	1,000,000	998,635.00	1,287.22	999,972.22	50.00
158327	313396AX1	109	FHLMC D N	2/4/2014	1/22/2015		0.130%	0.130%	600,000	599,237.33	717.17	599,982.50	28.00
160475	3136G1AP4	109	FNMA STEP UP	9/4/2014	1/22/2015	1/22/2015	0.700%	1.357%	2,000,000	1,996,633.33	6,183.33	1,984,860.00	(10,140.00)
158386	313384AY5	109	FHLB D N	2/11/2014	1/23/2015		0.150%	0.150%	1,000,000	998,558.33	1,350.00	999,969.44	61.11
158387	313396BB8	109	FHLMC D N	2/11/2014	1/26/2015		0.150%	0.150%	1,000,000	998,545.83	1,350.00	999,965.28	69.45
158388	313384BC2	109	FHLB D N	2/11/2014	1/27/2015		0.150%	0.150%	1,000,000	998,541.67	1,350.00	999,963.89	72.22
158602	313384BC2	109	FHLB D N	3/3/2014	1/27/2015		0.090%	0.090%	1,495,000	1,493,766.63	1,136.20	1,494,946.01	43.18
158429	313384BD0	109	FHLB D N	2/13/2014	1/28/2015		0.150%	0.150%	1,000,000	998,545.83	1,341.67	999,962.50	75.00
158427	313384BE8	109	FHLB D N	2/13/2014	1/29/2015		0.150%	0.150%	1,100,000	1,098,395.84	1,475.83	1,099,957.22	85.55
156220	3133EFCFJ8	109	FFCB - BULLET	6/4/2013	1/30/2015		0.250%	0.262%	2,000,000	1,999,879.01	2,097.22	2,000,180.00	300.99
158301	3136G1BG3	109	FNMA STEP UP	1/30/2014	1/30/2015	1/30/2015	0.850%	0.850%	5,000,000	5,000,000.00	17,826.39	4,979,550.00	(20,450.00)
158302	3136G1B99	109	FNMA STEP UP	1/30/2014	1/30/2015	1/30/2015	0.750%	0.750%	4,000,000	4,000,000.00	12,583.33	3,983,480.00	(16,520.00)
159095	3136G1AJ8	109	FNMA STEP UP	4/22/2014	1/30/2015	1/30/2015	0.700%	1.812%	1,000,000	994,503.53	2,936.11	995,390.00	886.47
160065	3136G1BZ1	109	FNMA STEP UP	7/30/2014	1/30/2015	1/30/2015	0.750%	0.750%	2,000,000	2,000,000.00	6,291.67	1,999,220.00	(780.00)
158431	313384BJ7	109	FHLB D N	2/13/2014	2/2/2015		0.150%	0.150%	950,000	948,598.75	1,274.58	949,957.78	84.45
158442	313384BJ7	109	FHLB D N	2/18/2014	2/2/2015		0.110%	0.110%	500,000	499,466.81	484.30	499,977.78	26.67
158430	313384BK4	109	FHLB D N	2/13/2014	2/3/2015		0.150%	0.150%	975,000	973,557.81	1,308.13	974,955.31	89.37
158432	313384BL2	109	FHLB D N	2/13/2014	2/4/2015		0.150%	0.150%	980,000	978,546.34	1,314.83	979,953.72	92.55
161674	313384BL2	109	FHLB D N	12/30/2014	2/4/2015		0.110%	0.110%	200,000	199,978.00	1.22	199,990.56	11.34
158465	313384BM0	109	FHLB D N	2/19/2014	2/5/2015		0.110%	0.110%	717,000	716,231.02	692.30	716,965.15	41.83
158428	313384BN8	109	FHLB D N	2/13/2014	2/6/2015		0.150%	0.150%	990,000	988,523.25	1,328.25	989,950.50	99.00
158411	313396BR3	109	FHLMC D N	2/13/2014	2/9/2015		0.160%	0.160%	1,300,000	1,297,914.22	1,860.45	1,299,929.58	154.91
158441	313396BS1	109	FHLMC D N	2/18/2014	2/10/2015		0.120%	0.120%	900,000	898,929.00	951.00	899,950.00	70.00
158475	313396BT9	109	FHLMC D N	2/20/2014	2/11/2015		0.120%	0.120%	800,000	799,050.67	840.00	799,954.44	63.77
158523	313396BU6	109	FHLMC D N	2/24/2014	2/12/2015		0.120%	0.120%	1,000,000	998,823.33	1,036.67	999,941.67	81.67
157750	3133ED7H9	109	FFCB - BULLET	11/22/2013	2/13/2015		0.190%	0.190%	1,600,000	1,600,000.00	1,165.33	1,600,080.00	80.00
152736	3136G0UX7	109	FNMA STEP UP	8/16/2012	2/16/2015	2/16/2015	0.750%	0.760%	5,000,000	4,999,749.73	14,062.50	4,993,650.00	(6,099.73)
158524	313396BZ5	109	FHLMC D N	2/24/2014	2/17/2015		0.120%	0.120%	990,000	988,818.60	1,026.30	989,935.38	90.48
158522	313396CA9	109	FHLMC D N	2/24/2014	2/18/2015		0.120%	0.120%	1,100,000	1,098,683.67	1,140.33	1,099,926.67	102.67
158547	313396CB7	109	FHLMC D N	2/26/2014	2/19/2015		0.120%	0.120%	1,000,000	998,806.67	1,030.00	999,931.94	95.27
158548	313384CC1	109	FHLB D N	2/26/2014	2/20/2015		0.120%	0.120%	950,000	948,863.17	978.50	949,934.03	92.36
158510	3136G1CY3	109	FNMA STEP UP	2/22/2014	2/22/2015	2/22/2015	1.000%	1.000%	2,000,000	2,000,000.00	7,166.67	1,989,780.00	(10,220.00)
158546	313384CF4	109	FHLB D N	2/26/2014	2/23/2015		0.120%	0.120%	1,200,000	1,198,552.00	1,236.00	1,199,911.67	123.67
154917	3133ECCR2	109	FFCB - BULLET	2/19/2013	2/24/2015		0.270%	0.300%	1,000,000	999,848.13	952.50	1,000,170.00	321.87
158594	313384CHO	109	FHLB D N	2/28/2014	2/25/2015		0.100%	0.100%	1,126,000	1,124,867.74	960.23	1,125,913.99	86.02
158595	313384CJ6	109	FHLB D N	2/28/2014	2/26/2015		0.100%	0.100%	1,500,000	1,498,487.50	1,279.17	1,499,883.33	116.66
158612	313396CK7	109	FHLMC D N	3/4/2014	2/27/2015		0.130%	0.130%	970,000	968,739.00	1,061.34	969,923.21	122.87
152780	3136G0XC0	109	FNMA STEP UP	8/28/2012	2/28/2015	2/28/2015	0.750%	0.750%	10,000,000	10,000,000.00	25,625.00	9,967,800.00	(32,200.00)
158670	313384CN7	109	FHLB D N	3/7/2014	3/2/2015		0.110%	0.110%	1,000,000	998,900.00	916.67	999,900.00	83.33
158669	313384CP2	109	FHLB D N	3/7/2014	3/3/2015		0.110%	0.110%	1,100,000	1,098,786.64	1,008.33	1,099,888.17	93.20

MIAMI-DADE COUNTY
REPORT WRITER
AS OF DATE: December 31, 2014
SORTING ORDER: FUND ICC#

INVSMT NUMBER	CUSIP NUMBER	FUND NUMBER	DESCRIPTION	PURCHASE SET DATE	MATURITY DATE	CALL DATE	INTEREST RATE	YTM TRADING	SCHEDULED PAR VALUE	CURRENT BOOK VALUE	PERIOD-END INTEREST ACCRL	MARKET VALUE	UNREALIZED GAIN/LOSS
158671	313384CQ0	109	FHLB D N	3/7/2014	3/4/2015		0.110%	0.110%	900,000	899,004.50	825.00	899,907.00	77.50
158668	313384CR8	109	FHLB D N	3/7/2014	3/5/2015		0.110%	0.110%	1,200,000	1,198,669.00	1,100.00	1,199,874.00	105.00
158667	313384CS6	109	FHLB D N	3/7/2014	3/6/2015		0.110%	0.110%	1,250,000	1,248,609.72	1,145.84	1,249,866.67	111.11
158677	313396CV3	109	FHLMC D N	3/10/2014	3/9/2015		0.140%	0.140%	1,500,000	1,497,876.67	1,732.50	1,499,832.50	223.33
158675	313396CW1	109	FHLMC D N	3/10/2014	3/10/2015		0.140%	0.140%	1,600,000	1,597,728.89	1,848.00	1,599,818.67	241.78
158748	313396CX9	109	FHLMC D N	3/14/2014	3/11/2015		0.140%	0.140%	1,000,000	998,592.22	1,139.45	999,885.00	153.33
158747	313396CY7	109	FHLMC D N	3/14/2014	3/12/2015		0.140%	0.140%	1,200,000	1,198,306.00	1,367.33	1,199,860.00	186.67
140013	3133XWX95	109	FHLB - BULLET	3/12/2010	3/13/2015		2.750%	2.754%	9,995,000	9,994,753.82	82,458.75	10,045,474.75	50,720.93
140014	3133XWX95	109	FHLB - BULLET	3/12/2010	3/13/2015		2.750%	2.750%	10,000,000	10,000,000.00	82,500.00	10,050,500.00	50,500.00
151266	3133EAHP6	109	FFCB - BULLET	3/16/2012	3/16/2015		0.520%	0.537%	1,000,000	999,917.81	1,516.67	1,000,860.00	942.19
151745	3133EAHP6	109	FFCB - BULLET	4/27/2012	3/16/2015		0.520%	0.520%	2,250,000	2,250,000.00	3,412.50	2,251,935.00	1,935.00
153006	3135GOHG1	109	FNMA - BULLET	8/22/2012	3/16/2015		0.375%	0.375%	3,000,000	3,000,000.00	3,281.25	3,001,320.00	1,320.00
158751	313396DD2	109	FHLMC D N	3/17/2014	3/17/2015		0.140%	0.140%	1,500,000	1,497,870.83	1,691.67	1,499,812.50	250.00
159335	313396DD2	109	FHLMC D N	5/14/2014	3/17/2015		0.100%	0.100%	1,500,000	1,498,720.83	966.67	1,499,812.50	125.00
158814	313396DE0	109	FHLMC D N	3/24/2014	3/18/2015		0.140%	0.140%	980,000	978,631.81	1,078.55	979,875.87	165.51
161672	313384DE6	109	FHLB D N	12/30/2014	3/18/2015		0.130%	0.130%	300,000	299,915.50	2.17	299,962.00	44.33
158813	313396DF7	109	FHLMC D N	3/24/2014	3/19/2015		0.140%	0.140%	990,000	988,614.00	1,089.55	989,872.95	169.40
158812	313396DG5	109	FHLMC D N	3/24/2014	3/20/2015		0.140%	0.140%	1,000,000	998,596.11	1,100.56	999,870.00	173.33
158811	313396DK6	109	FHLMC D N	3/24/2014	3/23/2015		0.140%	0.140%	1,100,000	1,098,442.89	1,210.61	1,099,851.50	198.00
158837	313396DL4	109	FHLMC D N	3/25/2014	3/24/2015		0.140%	0.140%	800,000	798,867.56	877.33	799,890.67	145.78
158854	313396DM2	109	FHLMC D N	3/27/2014	3/25/2015		0.140%	0.140%	813,000	811,852.32	885.26	812,887.54	149.96
155662	3133ECJY1	109	FFCB - BULLET	4/19/2013	3/26/2015		0.270%	0.270%	2,000,000	2,000,000.00	1,425.00	2,000,600.00	600.00
159090	313396DP5	109	FHLMC D N	4/21/2014	3/27/2015		0.100%	0.100%	500,000	499,527.78	354.17	499,929.17	47.22
161669	313396DP5	109	FHLMC D N	12/30/2014	3/27/2015		0.120%	0.120%	423,000	422,877.33	2.82	422,940.08	59.93
159089	313396DS9	109	FHLMC D N	4/21/2014	3/30/2015		0.100%	0.100%	600,000	599,428.33	425.00	599,912.00	58.67
159088	313396DT7	109	FHLMC D N	4/21/2014	3/31/2015		0.100%	0.100%	700,000	699,331.11	495.83	699,896.17	69.23
157190	3130A05V8	109	FHLB - BULLET	10/1/2013	4/1/2015		0.210%	0.210%	15,000,000	15,000,000.00	7,875.00	15,001,050.00	1,050.00
158970	313384DU0	109	FHLB D N	4/8/2014	4/1/2015		0.100%	0.100%	5,000,000	4,995,027.78	3,722.22	4,999,125.00	375.00
159359	313588DU6	109	FNMA D N	5/15/2014	4/1/2015		0.080%	0.080%	15,000,000	14,989,300.00	7,700.00	14,997,375.00	375.00
159872	313588DU6	109	FNMA D N	7/10/2014	4/1/2015		0.110%	0.110%	40,000,000	39,967,611.11	21,388.89	39,993,000.00	4,000.00
159951	313588DU6	109	FNMA D N	7/18/2014	4/1/2015		0.100%	0.100%	1,500,000	1,498,929.17	695.83	1,499,737.50	112.50
160059	313588DU6	109	FNMA D N	7/30/2014	4/1/2015		0.105%	0.105%	19,276,000	19,262,225.69	8,714.36	19,272,626.70	1,686.65
161058	313588DU6	109	FNMA D N	10/30/2014	4/1/2015		0.068%	0.068%	6,000,000	5,998,278.75	708.75	5,998,950.00	(37.50)
161059	313384DU0	109	FHLB D N	10/30/2014	4/1/2015		0.080%	0.080%	4,200,000	4,198,572.00	588.00	4,199,265.00	105.00
161060	313588DU6	109	FNMA D N	10/30/2014	4/1/2015		0.080%	0.080%	1,700,000	1,699,422.00	238.00	1,699,702.50	42.50
161061	313588DU6	109	FNMA D N	10/30/2014	4/1/2015		0.070%	0.070%	1,300,000	1,299,613.25	159.25	1,299,772.50	0.00
161075	313384DU0	109	FHLB D N	10/31/2014	4/1/2015		0.075%	0.075%	1,160,000	1,159,632.67	149.83	1,159,797.00	14.50
161079	313588DU6	109	FNMA D N	11/3/2014	4/1/2015		0.060%	0.060%	4,386,000	4,384,910.81	431.29	4,385,232.45	(109.65)
161087	313384DU0	109	FHLB D N	11/4/2014	4/1/2015		0.085%	0.085%	1,330,000	1,329,535.24	182.14	1,329,767.25	49.87
159333	313588DV4	109	FNMA D N	5/14/2014	4/2/2015		0.090%	0.090%	2,000,000	1,998,385.00	1,160.00	1,999,646.11	101.11
159334	313588DW2	109	FNMA D N	5/14/2014	4/3/2015		0.090%	0.090%	1,900,000	1,898,461.00	1,102.00	1,899,660.11	97.11
159155	313312DZ0	109	FFCB D N	4/24/2014	4/6/2015		0.130%	0.130%	725,000	724,091.53	659.75	724,866.08	114.80
159147	313396EA7	109	FHLMC D N	4/24/2014	4/7/2015		0.110%	0.110%	1,000,000	998,936.67	770.00	999,813.33	106.66
159153	313396EB5	109	FHLMC D N	4/24/2014	4/8/2015		0.110%	0.110%	800,000	799,146.89	616.00	799,849.11	86.22
156125	3133ECXK1	109	FFCB - BULLET	5/31/2013	4/9/2015		0.280%	0.291%	1,000,000	999,946.61	637.78	1,000,290.00	343.39
159154	313396ED1	109	FHLMC D N	4/24/2014	4/10/2015		0.110%	0.110%	775,000	774,168.81	596.75	774,850.81	85.25
159150	313396EG4	109	FHLMC D N	4/24/2014	4/13/2015		0.110%	0.110%	900,000	899,026.50	693.00	899,821.50	102.00
159151	313396EH2	109	FHLMC D N	4/24/2014	4/14/2015		0.110%	0.110%	895,000	894,029.17	689.15	894,820.75	102.43
161670	313396EH2	109	FHLMC D N	12/30/2014	4/14/2015		0.160%	0.160%	66,000	65,969.20	0.59	65,986.78	16.99
159149	313396EJ8	109	FHLMC D N	4/24/2014	4/15/2015		0.110%	0.110%	915,000	914,004.68	704.55	914,814.97	105.74
159148	313396EK5	109	FHLMC D N	4/24/2014	4/16/2015		0.110%	0.110%	975,000	973,936.44	750.75	974,800.94	113.75
159261	313396EL3	109	FHLMC D N	5/7/2014	4/17/2015		0.110%	0.110%	900,000	899,051.25	657.25	899,814.50	106.00
159262	313396EP4	109	FHLMC D N	5/7/2014	4/20/2015		0.110%	0.110%	895,000	894,048.32	653.60	894,810.31	108.39
159207	313396EQ2	109	FHLMC D N	4/30/2014	4/21/2015		0.120%	0.120%	378,000	377,551.44	309.96	377,919.15	57.75
159175	313396ER0	109	FHLMC D N	4/28/2014	4/22/2015		0.120%	0.120%	1,000,000	998,803.33	826.67	999,784.17	154.17
159176	313396ES8	109	FHLMC D N	4/28/2014	4/23/2015		0.120%	0.120%	900,000	898,920.00	744.00	899,804.00	140.00

MIAMI-DADE COUNTY
REPORT WRITER
AS OF DATE: December 31, 2014
SORTING ORDER: FUND ICC#

INVSMT NUMBER	CUSIP NUMBER	FUND NUMBER	DESCRIPTION	PURCHASE SET DATE	MATURITY DATE	CALL DATE	INTEREST RATE	YTM TRADING	SCHEDULED PAR VALUE	CURRENT BOOK VALUE	PERIOD-END INTEREST ACCRL	MARKET VALUE	UNREALIZED GAIN/LOSS
159177	313396ET6	109	FHLMC D N	4/28/2014	4/24/2015		0.120%	0.120%	950,000	948,856.83	785.34	949,791.26	149.09
159260	313396EW9	109	FHLMC D N	5/7/2014	4/27/2015		0.110%	0.110%	910,000	909,012.90	664.55	909,794.74	117.29
159294	313384EX3	109	FHLB D N	5/9/2014	4/28/2015		0.115%	0.115%	900,000	898,982.25	681.38	899,795.25	131.62
159293	313396EY5	109	FHLMC D N	5/9/2014	4/29/2015		0.095%	0.095%	910,000	909,147.51	569.13	909,791.21	74.57
159292	313396EZ2	109	FHLMC D N	5/9/2014	4/30/2015		0.095%	0.095%	920,000	919,135.71	575.38	919,787.12	76.03
159360	313384FA2	109	FHLB D N	5/15/2014	5/1/2015		0.110%	0.110%	2,000,000	1,997,855.00	1,411.67	1,999,533.33	266.66
159504	313384FA2	109	FHLB D N	6/3/2014	5/1/2015		0.100%	0.100%	1,634,000	1,632,493.09	962.24	1,633,618.73	163.40
159455	313384FD6	109	FHLB D N	5/29/2014	5/4/2015		0.100%	0.100%	1,500,000	1,498,583.33	904.17	1,499,641.25	153.75
159435	313396FE8	109	FHLMC D N	5/23/2014	5/5/2015		0.100%	0.100%	1,040,000	1,038,997.56	644.22	1,039,749.24	107.46
156017	3133ECNU4	109	FFCB - BULLET	5/21/2013	5/6/2015		0.220%	0.250%	2,000,000	1,999,702.94	672.22	2,000,280.00	577.06
159291	313396FG3	109	FHLMC D N	5/9/2014	5/7/2015		0.100%	0.100%	950,000	949,042.08	625.42	949,767.25	99.75
161134	3136G03B5	109	FNMA STEP UP	11/7/2014	5/7/2015	2/7/2015	0.800%	0.800%	4,000,000	4,000,000.00	4,800.00	3,992,000.00	(8,000.00)
155956	3136G1LJ6	109	FNMA STEP UP	5/15/2013	5/8/2015	2/8/2015	0.625%	0.650%	2,000,000	1,999,751.04	1,840.28	1,992,300.00	(7,451.04)
159290	313396FH1	109	FHLMC D N	5/9/2014	5/8/2015		0.100%	0.100%	1,000,000	998,988.89	658.33	999,753.06	105.84
159456	313396FL2	109	FHLMC D N	5/29/2014	5/11/2015		0.100%	0.100%	1,445,000	1,443,607.18	871.01	1,444,634.74	156.55
159460	313396FM0	109	FHLMC D N	5/29/2014	5/12/2015		0.100%	0.100%	1,100,000	1,098,936.67	663.05	1,099,719.81	120.09
159459	313396FN8	109	FHLMC D N	5/29/2014	5/13/2015		0.100%	0.100%	1,148,000	1,146,887.08	691.99	1,147,705.35	126.28
159454	313396FP3	109	FHLMC D N	5/29/2014	5/14/2015		0.100%	0.100%	1,510,000	1,508,531.94	910.20	1,509,609.50	167.36
156045	3136G1L72	109	FNMA STEP UP	5/22/2013	5/15/2015	2/15/2015	0.750%	0.788%	3,000,000	2,999,439.83	2,875.00	2,987,130.00	(12,309.83)
156076	3136G1L72	109	FNMA STEP UP	5/24/2013	5/15/2015	2/15/2015	0.750%	0.814%	3,965,000	3,963,762.66	3,799.79	3,947,990.15	(15,772.51)
159357	3136G1L56	109	FNMA STEP UP	5/15/2014	5/15/2015	2/15/2015	0.750%	0.750%	5,000,000	5,000,000.00	4,791.67	4,985,650.00	(14,350.00)
159458	313396FQ1	109	FHLMC D N	5/29/2014	5/15/2015		0.100%	0.100%	1,250,000	1,248,781.25	753.47	1,249,674.31	139.59
155767	3133ECLN2	109	FFCB - BULLET	4/29/2013	5/18/2015		0.250%	0.250%	2,000,000	2,000,000.00	597.22	2,000,020.00	20.00
159457	313396FU2	109	FHLMC D N	5/29/2014	5/19/2015		0.100%	0.100%	1,350,000	1,348,668.75	813.75	1,349,637.75	155.25
159453	313384FV6	109	FHLB D N	5/29/2014	5/20/2015		0.012%	0.120%	1,600,000	1,598,101.33	1,157.34	1,599,567.56	308.89
153808	3136G04F5	109	FNMA STEP UP	11/21/2012	5/21/2015	2/21/2015	0.750%	0.750%	1,500,000	1,500,000.00	1,250.00	1,500,510.00	510.00
159451	313396FW8	109	FHLMC D N	5/29/2014	5/21/2015		0.100%	0.100%	1,665,000	1,663,348.88	1,003.62	1,664,546.75	194.25
159452	313396FW8	109	FHLMC D N	5/29/2014	5/21/2015		0.100%	0.100%	1,650,000	1,648,363.75	994.58	1,649,550.83	192.50
159464	313396FX6	109	FHLMC D N	5/29/2014	5/22/2015		0.100%	0.100%	1,000,000	999,005.56	602.78	999,725.83	117.49
156083	3136G1ML0	109	FNMA STEP UP	5/29/2013	5/25/2015	2/25/2015	0.700%	0.736%	5,000,000	4,999,132.23	3,500.00	4,969,350.00	(29,782.23)
159461	313396GB3	109	FHLMC D N	5/29/2014	5/26/2015		0.100%	0.100%	1,050,000	1,048,944.17	632.91	1,049,703.96	126.88
159463	313396GB3	109	FHLMC D N	5/29/2014	5/26/2015		0.100%	0.100%	1,025,000	1,023,969.31	617.84	1,024,711.01	123.86
159462	313396GC1	109	FHLMC D N	5/29/2014	5/27/2015		0.100%	0.100%	1,026,000	1,024,965.45	618.45	1,025,708.73	124.83
156050	3133ECQF4	109	FFCB - BULLET	5/28/2013	5/28/2015		0.250%	0.260%	1,200,000	1,199,940.82	275.00	1,200,396.00	455.18
159549	313396GE7	109	FHLMC D N	6/10/2014	5/29/2015		0.110%	0.110%	1,235,000	1,233,667.92	773.59	1,234,644.59	203.08
159568	313384GH6	109	FHLB D N	6/11/2014	6/1/2015		0.120%	0.120%	785,000	784,071.08	533.80	784,769.52	164.64
159704	313396GK3	109	FHLMC D N	6/23/2014	6/3/2015		0.115%	0.115%	1,000,000	998,897.92	613.33	999,702.50	191.25
159706	313396GL1	109	FHLMC D N	6/23/2014	6/4/2015		0.115%	0.115%	998,000	996,896.93	612.11	997,701.15	192.11
159702	313396GM9	109	FHLMC D N	6/23/2014	6/5/2015		0.115%	0.115%	1,100,000	1,098,780.68	674.67	1,099,668.47	213.12
159699	313396GR8	109	FHLMC D N	6/23/2014	6/9/2015		0.135%	0.135%	1,200,000	1,198,420.50	864.00	1,199,629.00	344.50
159701	313396GS6	109	FHLMC D N	6/23/2014	6/10/2015		0.140%	0.140%	1,150,000	1,148,425.78	858.67	1,149,642.22	357.77
159700	313396GT4	109	FHLMC D N	6/23/2014	6/11/2015		0.140%	0.140%	1,175,000	1,173,386.99	877.33	1,174,632.16	367.84
159717	313396GU1	109	FHLMC D N	6/24/2014	6/12/2015		0.130%	0.130%	562,000	561,283.61	387.62	561,822.97	151.74
159705	313396GY3	109	FHLMC D N	6/23/2014	6/16/2015		0.140%	0.140%	1,000,000	998,607.78	746.67	999,677.22	322.77
159725	313396GY3	109	FHLMC D N	6/25/2014	6/16/2015		0.130%	0.130%	882,000	880,866.14	605.15	881,715.31	244.02
159740	313396GZ0	109	FHLMC D N	6/26/2014	6/17/2015		0.125%	0.125%	1,100,000	1,098,640.28	721.87	1,099,642.81	280.66
159739	313396HA4	109	FHLMC D N	6/26/2014	6/18/2015		0.125%	0.125%	1,105,000	1,103,630.26	725.16	1,104,639.03	283.61
159738	313396HB2	109	FHLMC D N	6/26/2014	6/19/2015		0.125%	0.125%	1,110,000	1,108,620.21	728.44	1,109,635.24	286.59
159771	313396HE6	109	FHLMC D N	6/30/2014	6/22/2015		0.125%	0.125%	1,000,000	998,760.42	642.36	999,665.56	262.78
159913	313588HE8	109	FNMA D N	7/15/2014	6/22/2015		0.135%	0.135%	778,000	777,002.22	495.97	777,739.80	241.61
159773	313396HF3	109	FHLMC D N	6/30/2014	6/23/2015		0.125%	0.125%	990,000	988,769.38	635.93	989,666.98	261.67
159964	313396HF3	109	FHLMC D N	7/22/2014	6/23/2015		0.125%	0.125%	1,000,000	998,833.33	565.97	999,663.61	264.31
159772	313396HG1	109	FHLMC D N	6/30/2014	6/24/2015		0.125%	0.125%	995,000	993,759.70	639.15	994,663.36	264.51
159972	313588HG3	109	FNMA D N	7/22/2014	6/24/2015		0.130%	0.130%	500,000	499,391.53	294.30	499,830.83	145.00
159961	313396HH9	109	FHLMC D N	7/21/2014	6/25/2015		0.130%	0.130%	800,000	799,020.67	473.78	799,727.78	233.33
159960	313396HJ5	109	FHLMC D N	7/21/2014	6/26/2015		0.130%	0.130%	865,000	863,937.97	512.27	864,703.98	253.74

MIAMI-DADE COUNTY
REPORT WRITER
AS OF DATE: December 31, 2014
SORTING ORDER: FUND ICC#

INVSMT NUMBER	CUSIP NUMBER	FUND NUMBER	DESCRIPTION	PURCHASE SET DATE	MATURITY DATE	CALL DATE	INTEREST RATE	YTM TRADING	SCHEDULED PAR VALUE	CURRENT BOOK VALUE	PERIOD-END INTEREST ACCRL	MARKET VALUE	UNREALIZED GAIN/LOSS
159971	313588HM0	109	FNMA D N	7/22/2014	6/29/2015		0.130%	0.130%	600,000	599,259.00	353.17	599,791.17	179.00
159970	313588HN8	109	FNMA D N	7/22/2014	6/30/2015		0.130%	0.130%	700,000	699,132.97	412.03	699,685.00	140.00
159953	313588HP3	109	FNMA D N	7/18/2014	7/1/2015		0.145%	0.145%	995,000	993,605.34	669.28	994,549.76	275.14
160091	313396HP1	109	FHLMC D N	8/1/2014	7/1/2015		0.135%	0.135%	17,590,000	17,567,968.53	10,092.26	17,582,040.53	3,979.74
159969	313588HQ1	109	FNMA D N	7/22/2014	7/2/2015		0.140%	0.140%	750,000	748,993.75	475.42	749,658.75	189.58
159968	313588HR9	109	FNMA D N	7/22/2014	7/3/2015		0.140%	0.140%	800,000	798,923.56	507.11	799,634.00	203.33
159965	313588HU2	109	FNMA D N	7/22/2014	7/6/2015		0.140%	0.140%	900,000	898,778.50	570.50	899,581.50	232.50
159966	313396HV8	109	FHLMC D N	7/22/2014	7/7/2015		0.145%	0.145%	850,000	848,801.74	558.05	849,602.63	242.84
159967	313588HW8	109	FNMA D N	7/22/2014	7/8/2015		0.140%	0.140%	840,000	838,853.40	532.47	839,605.20	219.33
157827	3133EDBE1	109	FFCB - BULLET	12/9/2013	7/9/2015		0.220%	0.230%	3,000,000	2,999,697.19	3,153.33	2,999,730.00	32.81
160016	313396HY2	109	FHLMC D N	7/24/2014	7/10/2015		0.150%	0.150%	3,600,000	3,594,735.00	2,415.00	3,598,290.00	1,140.00
156854	3133ECX74	109	FFCB - BULLET	8/13/2013	7/13/2015		0.300%	0.310%	2,000,000	1,999,791.71	2,800.00	2,000,080.00	288.29
156883	3133ECX74	109	FFCB - BULLET	8/13/2013	7/13/2015		0.300%	0.326%	2,000,000	1,999,479.25	2,800.00	2,000,080.00	600.75
160244	313588JC0	109	FNMA D N	8/18/2014	7/14/2015		0.130%	0.130%	1,200,000	1,198,570.00	589.33	1,199,418.00	258.67
160018	313384JD2	109	FHLB D N	7/24/2014	7/15/2015		0.140%	0.140%	1,500,000	1,497,923.33	939.17	1,499,268.75	406.25
160019	313384JE0	109	FHLB D N	7/24/2014	7/16/2015		0.140%	0.140%	1,000,000	998,611.67	626.11	999,510.00	272.22
160020	313384JF7	109	FHLB D N	7/24/2014	7/17/2015		0.150%	0.150%	1,000,000	998,508.33	670.83	999,507.50	328.34
160025	313384JJ9	109	FHLB D N	7/25/2014	7/20/2015		0.140%	0.140%	2,000,000	1,997,200.00	1,244.44	1,999,000.00	555.56
160024	313384JK6	109	FHLB D N	7/25/2014	7/21/2015		0.140%	0.140%	3,000,000	2,995,788.33	1,866.67	2,998,492.50	837.50
160044	313384JL4	109	FHLB D N	7/29/2014	7/22/2015		0.140%	0.140%	1,000,000	998,607.78	606.67	999,495.00	280.55
161627	313396JL8	109	FHLMC D N	12/24/2014	7/22/2015		0.200%	0.200%	1,800,000	1,797,900.00	80.00	1,799,091.00	1,111.00
160017	313384JM2	109	FHLB D N	7/24/2014	7/23/2015		0.140%	0.140%	2,000,000	1,997,168.89	1,252.22	1,998,985.00	563.89
160038	313384JN0	109	FHLB D N	7/28/2014	7/24/2015		0.140%	0.140%	2,100,000	2,097,051.83	1,282.17	2,098,929.00	595.00
160095	313384JN0	109	FHLB D N	8/1/2014	7/24/2015		0.150%	0.150%	2,000,000	1,997,025.00	1,275.00	1,998,980.00	680.00
160098	313384JR1	109	FHLB D N	8/1/2014	7/27/2015		0.150%	0.150%	1,850,000	1,847,225.00	1,179.38	1,849,042.63	638.25
160097	313384JS9	109	FHLB D N	8/1/2014	7/28/2015		0.150%	0.150%	1,900,000	1,897,142.08	1,211.25	1,899,012.00	658.67
160123	313384JT7	109	FHLB D N	8/4/2014	7/29/2015		0.150%	0.150%	1,866,000	1,863,208.78	1,166.25	1,865,025.02	649.99
155188	3133ECHV9	109	FFCB - BULLET	3/15/2013	7/30/2015		0.350%	0.350%	1,600,000	1,600,000.00	2,348.89	1,598,864.00	(1,136.00)
155315	3133ECHV9	109	FFCB - BULLET	3/19/2013	7/30/2015		0.350%	0.354%	2,000,000	1,999,915.64	2,936.11	1,998,580.00	(1,335.64)
160064	313381YY5	109	FHLB STEP UP	7/30/2014	7/30/2015	1/30/2015	1.000%	1.000%	2,000,000	2,000,000.00	8,388.89	2,001,460.00	1,460.00
160096	313384JV2	109	FHLB D N	8/1/2014	7/31/2015		0.160%	0.160%	2,000,000	1,996,764.44	1,360.00	1,998,945.00	820.56
160126	313384JY6	109	FHLB D N	8/5/2014	8/3/2015		0.165%	0.165%	2,116,000	2,112,479.51	1,445.05	2,114,867.94	943.38
160133	313384JZ3	109	FHLB D N	8/6/2014	8/4/2015		0.155%	0.155%	1,200,000	1,198,124.50	764.67	1,199,355.00	465.83
160134	313384KA6	109	FHLB D N	8/6/2014	8/5/2015		0.155%	0.155%	1,147,000	1,145,202.40	730.89	1,146,380.62	447.33
160175	313396KB8	109	FHLMC D N	8/11/2014	8/6/2015		0.150%	0.150%	763,000	761,855.50	454.62	762,586.07	275.95
160148	313384KC2	109	FHLB D N	8/7/2014	8/7/2015		0.155%	0.155%	1,317,000	1,314,930.30	833.55	1,316,282.24	518.39
160246	313396KF9	109	FHLMC D N	8/18/2014	8/10/2015		0.155%	0.155%	1,000,000	998,462.92	585.55	999,447.50	399.03
160243	313396KG7	109	FHLMC D N	8/18/2014	8/11/2015		0.155%	0.155%	1,400,000	1,397,842.06	819.78	1,399,223.00	561.16
160241	313396KH5	109	FHLMC D N	8/18/2014	8/12/2015		0.155%	0.155%	1,900,000	1,897,063.18	1,112.56	1,898,940.75	765.01
160182	3136G1C23	109	FNMA STEP UP	8/13/2014	8/13/2015	2/13/2015	0.800%	0.800%	1,000,000	1,000,000.00	3,066.67	997,680.00	(2,320.00)
160248	313396KJ1	109	FHLMC D N	8/18/2014	8/13/2015		0.155%	0.155%	900,000	898,605.00	527.00	899,496.00	364.00
160238	3130A2UN4	109	FHLB - BULLET	8/18/2014	8/14/2015		0.125%	0.183%	1,800,000	1,798,999.00	856.25	1,799,532.00	558.00
150844	313378CN9	109	FHLB - BULLET	2/17/2012	8/17/2015		0.600%	0.600%	3,000,000	3,000,000.00	6,700.00	3,006,180.00	6,180.00
155587	3133ECLP7	109	FFCB - BULLET	4/17/2013	8/17/2015		0.300%	0.322%	1,100,000	1,099,765.02	1,228.33	1,100,341.00	575.98
155932	3133ECLP7	109	FFCB - BULLET	5/13/2013	8/17/2015		0.300%	0.311%	3,000,000	2,999,669.49	3,350.00	3,000,930.00	1,260.51
160234	313384KP3	109	FHLB D N	8/19/2014	8/18/2015		0.165%	0.165%	1,500,000	1,497,497.50	928.13	1,499,141.25	715.62
160297	313384KQ1	109	FHLB D N	8/21/2014	8/19/2015		0.140%	0.140%	1,000,000	998,588.33	517.22	999,425.00	319.45
160461	313396KQ5	109	FHLMC D N	9/3/2014	8/19/2015		0.155%	0.155%	1,200,000	1,198,191.67	620.00	1,199,310.00	498.33
160356	313396KR3	109	FHLMC D N	8/27/2014	8/20/2015		0.165%	0.165%	1,000,000	998,359.17	582.08	999,422.50	481.25
160481	313384KR9	109	FHLB D N	9/4/2014	8/20/2015		0.130%	0.130%	1,000,000	998,736.11	429.72	999,422.50	256.67
160310	313384KS7	109	FHLB D N	8/22/2014	8/21/2015		0.170%	0.170%	1,512,000	1,509,401.04	942.48	1,511,123.04	779.52
160357	313396KS1	109	FHLMC D N	8/27/2014	8/21/2015		0.165%	0.165%	1,000,000	998,354.58	582.08	999,420.00	483.34
160394	313384KS7	109	FHLB D N	8/28/2014	8/21/2015		0.165%	0.165%	1,000,000	998,359.17	577.50	999,420.00	483.33
160491	313384KS7	109	FHLB D N	9/5/2014	8/21/2015		0.165%	0.165%	1,000,000	998,395.83	540.83	999,420.00	483.34
160359	313384KV0	109	FHLB D N	8/27/2014	8/24/2015		0.160%	0.160%	500,000	499,195.56	282.22	499,706.25	228.47
160460	313384KV0	109	FHLB D N	9/3/2014	8/24/2015		0.140%	0.140%	1,300,000	1,298,205.28	606.67	1,299,236.25	424.30

MIAMI-DADE COUNTY
REPORT WRITER
AS OF DATE: December 31, 2014
SORTING ORDER: FUND ICC#

INVSMT NUMBER	CUSIP NUMBER	FUND NUMBER	DESCRIPTION	PURCHASE SET DATE	MATURITY DATE	CALL DATE	INTEREST RATE	YTM TRADING	SCHEDULED PAR VALUE	CURRENT BOOK VALUE	PERIOD-END INTEREST ACCRL	MARKET VALUE	UNREALIZED GAIN/LOSS
157748	3133EDAL6	109	FFCB - BULLET	11/25/2013	8/25/2015		0.280%	0.290%	1,500,000	1,499,845.96	1,470.00	1,499,940.00	94.04
160489	313384KX6	109	FHLB D N	9/5/2014	8/26/2015		0.150%	0.150%	1,000,000	998,520.83	491.67	999,407.50	395.00
160400	313396KY8	109	FHLMC D N	8/29/2014	8/27/2015		0.160%	0.160%	1,453,000	1,450,655.83	807.22	1,452,135.47	672.42
155560	3135G0UW1	109	FNMA - BULLET	4/9/2013	8/28/2015		0.350%	0.350%	2,000,000	2,000,000.00	2,391.67	2,001,900.00	1,900.00
160488	3136G24K0	109	FNMA STEP UP	9/5/2014	8/28/2015		1.500%	1.551%	550,000	549,885.42	2,818.75	549,230.00	(495.00)
160492	3130A2UZ7	109	FHLB STEP UP	9/8/2014	8/28/2015	2/28/2015	1.000%	1.000%	1,575,000	1,575,000.00	1,443.75	1,577,299.50	2,299.50
160490	313384LC1	109	FHLB D N	9/5/2014	8/31/2015		0.150%	0.150%	1,000,000	998,500.00	491.67	998,991.67	0.00
161357	313588LC7	109	FNMA D N	12/3/2014	8/31/2015		0.145%	0.145%	1,599,000	1,597,254.65	186.77	1,597,387.68	(53.75)
160527	313396LD3	109	FHLMC D N	9/11/2014	9/1/2015		0.155%	0.155%	1,500,000	1,497,707.29	723.33	1,498,481.25	50.63
161524	313396LD3	109	FHLMC D N	12/17/2014	9/1/2015		0.150%	0.150%	1,000,000	998,925.00	62.50	998,987.50	0.00
161390	313396LE1	109	FHLMC D N	12/5/2014	9/2/2015		0.120%	0.120%	1,105,000	1,104,001.82	99.45	1,103,876.58	(224.69)
161421	313396LF8	109	FHLMC D N	12/10/2014	9/3/2015		0.150%	0.150%	1,000,000	998,887.50	91.67	998,979.17	0.00
160693	313384LG2	109	FHLB D N	9/25/2014	9/4/2015		0.160%	0.160%	1,000,000	998,471.11	435.56	998,975.00	68.33
161232	313384LL1	109	FHLB D N	11/18/2014	9/8/2015		0.155%	0.155%	1,290,000	1,288,367.08	244.38	1,288,656.25	44.79
158686	3133ECWQ3	109	FFCB - BULLET	9/12/2013	9/9/2015		0.375%	0.470%	1,000,000	999,058.71	1,166.67	1,000,840.00	1,781.29
161422	313396LN1	109	FHLMC D N	12/10/2014	9/10/2015		0.150%	0.150%	1,275,000	1,273,544.38	116.87	1,273,661.25	0.00
161402	313396LP6	109	FHLMC D N	12/8/2014	9/11/2015		0.170%	0.170%	940,000	938,770.43	106.53	939,009.08	132.12
160696	313396LS0	109	FHLMC D N	9/25/2014	9/14/2015		0.130%	0.130%	500,000	499,360.83	176.95	499,466.67	(71.11)
160695	313384LT4	109	FHLB D N	9/25/2014	9/15/2015		0.170%	0.170%	903,000	901,486.22	417.89	902,033.04	128.93
160701	313384LU1	109	FHLB D N	9/25/2014	9/16/2015		0.155%	0.155%	500,000	499,233.61	210.97	499,462.50	17.92
160698	313384LV9	109	FHLB D N	9/25/2014	9/17/2015		0.155%	0.155%	500,000	499,231.46	210.97	499,460.42	17.99
157331	3134G36F2	109	FHLMC - BULLET	10/9/2013	9/18/2015		0.420%	0.420%	2,000,000	2,000,000.00	2,403.33	2,001,780.00	1,780.00
157085	313383Z46	109	FHLB - BULLET	9/12/2013	9/21/2015		0.450%	0.485%	1,000,000	999,650.28	1,250.00	1,001,610.00	1,959.72
160694	313384MA4	109	FHLB D N	9/25/2014	9/22/2015		0.160%	0.160%	1,000,000	998,391.11	435.56	998,900.00	73.33
161477	313396MB6	109	FHLMC D N	12/15/2014	9/23/2015		0.160%	0.160%	985,000	983,765.47	74.42	983,912.40	72.51
161525	313396MC4	109	FHLMC D N	12/17/2014	9/24/2015		0.150%	0.150%	1,000,000	998,829.17	62.50	998,891.67	0.00
153304	3133EAZ68	109	FFCB - BULLET	9/25/2012	9/25/2015		0.400%	0.408%	2,000,000	1,999,833.80	2,133.33	2,002,100.00	2,266.20
156194	3136G1GN3	109	FNMA STEP UP	6/6/2013	9/27/2015	3/27/2015	0.800%	0.988%	1,000,000	998,151.94	2,088.89	998,640.00	488.06
160721	3136G0E64	109	FNMA STEP UP	9/27/2014	9/27/2015	3/27/2015	0.850%	0.850%	1,000,000	1,000,000.00	2,219.44	997,380.00	(2,620.00)
160722	3136G0E64	109	FNMA STEP UP	9/27/2014	9/27/2015	3/27/2015	0.850%	0.850%	1,000,000	1,000,000.00	2,219.44	997,380.00	(2,620.00)
155191	3136G1HC6	109	FNMA STEP UP	3/28/2013	9/28/2015	3/28/2015	0.850%	0.856%	1,900,000	1,899,886.50	4,172.08	1,893,958.00	(5,928.50)
160738	313384MG1	109	FHLB D N	9/30/2014	9/28/2015		0.150%	0.150%	424,000	423,358.70	164.30	423,523.00	0.00
161626	313312MG2	109	FFCB D N	12/24/2014	9/28/2015		0.259%	0.260%	2,000,000	1,995,999.89	115.11	1,997,750.00	1,635.00
161526	313396MH3	109	FHLMC D N	12/17/2014	9/29/2015		0.150%	0.150%	1,000,000	998,808.33	62.50	998,900.00	29.17
157230	3130A05W6	109	FHLB - BULLET	10/1/2013	10/1/2015		0.300%	0.300%	15,000,000	15,000,000.00	11,250.00	14,995,200.00	(4,800.00)
160943	313588MK8	109	FNMA D N	10/17/2014	10/1/2015		0.150%	0.150%	35,760,000	35,707,999.00	11,324.00	35,716,372.80	(2,950.20)
161114	313396MK6	109	FHLMC D N	11/6/2014	10/1/2015		0.120%	0.120%	1,610,000	1,608,234.37	300.53	1,608,035.80	(499.10)
161137	313396MK6	109	FHLMC D N	11/7/2014	10/1/2015		0.120%	0.120%	1,274,000	1,272,607.09	233.57	1,272,445.72	(394.94)
161155	313396MK6	109	FHLMC D N	11/10/2014	10/1/2015		0.120%	0.120%	10,875,000	10,863,218.75	1,885.00	10,861,732.50	(3,371.25)
161166	313396MK6	109	FHLMC D N	11/12/2014	10/1/2015		0.120%	0.120%	2,220,000	2,217,609.80	370.00	2,217,291.60	(688.20)
161198	313396MK6	109	FHLMC D N	11/13/2014	10/1/2015		0.120%	0.120%	1,438,000	1,436,456.55	234.87	1,436,245.64	(445.78)
161208	313396MK6	109	FHLMC D N	11/14/2014	10/1/2015		0.120%	0.120%	7,025,000	7,017,483.25	1,124.00	7,016,429.50	(2,177.75)
161221	313396MK6	109	FHLMC D N	11/17/2014	10/1/2015		0.140%	0.140%	2,500,000	2,496,908.33	437.50	2,496,950.00	(395.83)
161240	313396MK6	109	FHLMC D N	11/19/2014	10/1/2015		0.155%	0.155%	1,185,000	1,183,387.74	219.39	1,183,554.30	(52.83)
161258	313396MK6	109	FHLMC D N	11/20/2014	10/1/2015		0.155%	0.155%	1,047,000	1,045,580.01	189.33	1,045,722.66	(46.68)
161275	313396MK6	109	FHLMC D N	11/21/2014	10/1/2015		0.155%	0.155%	1,343,000	1,341,184.34	237.08	1,341,361.54	(59.88)
161299	313396MK6	109	FHLMC D N	11/24/2014	10/1/2015		0.155%	0.155%	785,000	783,948.86	128.44	784,042.30	(35.00)
161307	313396MK6	109	FHLMC D N	11/25/2014	10/1/2015		0.135%	0.135%	1,994,000	1,991,681.98	276.67	1,991,567.32	(391.33)
161371	313384MK2	109	FHLB D N	12/4/2014	10/1/2015		0.165%	0.165%	25,500,000	25,464,820.63	3,272.50	25,468,890.00	796.87
161527	313396ML4	109	FHLMC D N	12/17/2014	10/2/2015		0.170%	0.170%	1,000,000	998,635.28	70.83	998,780.00	73.89
161534	313312MP2	109	FFCB D N	12/17/2014	10/5/2015		0.210%	0.210%	1,000,000	998,296.67	87.50	998,770.00	385.83
161528	313396MQ3	109	FHLMC D N	12/17/2014	10/6/2015		0.170%	0.170%	1,000,000	998,616.39	70.83	998,760.00	72.78
157350	3133ED4A7	109	FFCB - BULLET	10/11/2013	10/7/2015		0.375%	0.426%	2,000,000	1,998,997.24	1,750.00	2,001,480.00	2,482.76
161529	313396MS9	109	FHLMC D N	12/17/2014	10/8/2015		0.170%	0.170%	1,000,000	998,606.94	70.83	998,750.00	72.23
161530	313396MT7	109	FHLMC D N	12/17/2014	10/9/2015		0.170%	0.170%	1,000,000	998,602.22	70.83	998,750.00	76.95
161531	313396MX8	109	FHLMC D N	12/17/2014	10/13/2015		0.170%	0.170%	1,000,000	998,583.33	70.83	998,730.00	75.84

MIAMI-DADE COUNTY
REPORT WRITER
AS OF DATE: December 31, 2014
SORTING ORDER: FUND ICC#

INVSMT NUMBER	CUSIP NUMBER	FUND NUMBER	DESCRIPTION	PURCHASE SET DATE	MATURITY DATE	CALL DATE	INTEREST RATE	YTM TRADING	SCHEDULED PAR VALUE	CURRENT BOOK VALUE	PERIOD-END INTEREST ACCRL	MARKET VALUE	UNREALIZED GAIN/LOSS
161532	313396MY6	109	FHLMC D N	12/17/2014	10/14/2015		0.170%	0.170%	1,000,000	998,578.61	70.83	998,720.00	70.56
160022	3133EDQL9	109	FFCB - BULLET	7/25/2014	10/15/2015		0.230%	0.230%	2,500,000	2,500,000.00	1,213.89	2,499,125.00	(875.00)
158989	3133EDJP8	109	FFCB - BULLET	4/16/2014	10/16/2015		0.220%	0.237%	2,000,000	1,999,667.88	916.67	1,998,940.00	(727.88)
161351	313384ND7	109	FHLB D N	12/3/2014	10/19/2015		0.160%	0.160%	1,000,000	998,577.78	128.89	998,700.00	(6.67)
161389	313396NE9	109	FHLMC D N	12/5/2014	10/20/2015		0.140%	0.140%	1,000,000	998,759.44	105.00	998,700.00	(164.44)
161514	313396NF6	109	FHLMC D N	12/17/2014	10/21/2015		0.180%	0.180%	1,000,000	998,460.00	75.00	998,690.00	155.00
161516	313396NG4	109	FHLMC D N	12/17/2014	10/22/2015		0.180%	0.180%	1,000,000	998,455.00	75.00	998,690.00	160.00
161517	313396NH2	109	FHLMC D N	12/17/2014	10/23/2015		0.180%	0.180%	1,000,000	998,450.00	75.00	998,680.00	155.00
161350	313396NL3	109	FHLMC D N	12/3/2014	10/26/2015		0.165%	0.165%	1,060,000	1,058,411.33	140.89	1,058,590.20	37.98
161518	313396NM1	109	FHLMC D N	12/17/2014	10/27/2015		0.180%	0.180%	1,000,000	998,430.00	75.00	998,670.00	165.00
161404	313384NN5	109	FHLB D N	12/8/2014	10/28/2015		0.175%	0.175%	750,000	748,818.75	87.50	748,995.00	88.75
157188	3133EC6G4	109	FFCB - BULLET	9/24/2013	10/29/2015		0.350%	0.416%	1,000,000	999,343.37	602.78	1,000,730.00	1,386.63
161519	313396NQ2	109	FHLMC D N	12/17/2014	10/30/2015		0.180%	0.180%	1,000,000	998,415.00	75.00	998,650.00	160.00
161533	313588NT8	109	FNMA D N	12/17/2014	11/2/2015		0.170%	0.170%	1,000,000	998,488.89	70.83	998,520.00	(39.72)
161315	313396NU3	109	FHLMC D N	11/26/2014	11/3/2015		0.190%	0.190%	1,038,000	1,036,126.41	197.22	1,036,463.76	140.13
161348	313396NV1	109	FHLMC D N	12/3/2014	11/4/2015		0.175%	0.175%	1,200,000	1,198,040.00	169.17	1,198,212.00	2.83
161523	313396NW9	109	FHLMC D N	12/17/2014	11/5/2015		0.200%	0.200%	1,000,000	998,205.56	83.33	998,510.00	221.11
161513	313588NX9	109	FNMA D N	12/17/2014	11/6/2015		0.170%	0.170%	1,000,000	998,470.00	70.83	998,500.00	(40.83)
153776	3136G03E9	109	FNMA STEP UP	11/8/2012	11/8/2015	2/8/2015	0.700%	0.725%	1,000,000	999,750.69	1,030.56	994,200.00	(5,550.69)
153855	3136G03E9	109	FNMA STEP UP	11/9/2012	11/8/2015	2/8/2015	0.700%	0.700%	3,300,000	3,300,000.00	3,400.83	3,280,860.00	(19,140.00)
161149	3136G0Y39	109	FNMA STEP UP	11/8/2014	11/8/2015	5/8/2015	0.800%	0.800%	2,000,000	2,000,000.00	2,355.56	1,989,920.00	(10,080.00)
161150	3136G0Y39	109	FNMA STEP UP	11/8/2014	11/8/2015	5/8/2015	0.800%	0.800%	2,350,000	2,350,000.00	2,767.78	2,338,156.00	(11,844.00)
161515	313588PA7	109	FNMA D N	12/17/2014	11/9/2015		0.170%	0.170%	1,000,000	998,455.83	70.83	998,490.00	(36.66)
161474	313396PB3	109	FHLMC D N	12/12/2014	11/10/2015		0.205%	0.205%	1,000,000	998,103.75	113.89	998,480.00	262.36
161471	313396PD9	109	FHLMC D N	12/12/2014	11/12/2015		0.205%	0.205%	794,000	792,485.33	90.43	792,785.18	209.42
158839	3133ED7L0	109	FFCB - BULLET	3/25/2014	11/13/2015		0.330%	0.350%	8,000,000	7,998,393.05	3,520.00	8,001,920.00	3,526.95
161188	3136G03R0	109	FNMA STEP UP	11/13/2014	11/13/2015	2/13/2015	1.000%	1.000%	1,000,000	1,000,000.00	1,333.33	998,680.00	(1,320.00)
161189	3136G03R0	109	FNMA STEP UP	11/13/2014	11/13/2015	2/13/2015	1.000%	1.000%	1,200,000	1,200,000.00	1,600.00	1,198,416.00	(1,584.00)
161347	313396PH0	109	FHLMC D N	12/3/2014	11/16/2015		0.180%	0.180%	1,300,000	1,297,738.00	188.50	1,297,985.00	58.50
150885	313378D65	109	FHLB - BULLET	2/23/2012	11/17/2015		0.650%	0.650%	2,000,000	2,000,000.00	1,588.89	2,005,080.00	5,080.00
161443	313396PK3	109	FHLMC D N	12/11/2014	11/18/2015		0.210%	0.210%	1,000,000	998,005.00	122.50	998,440.00	312.50
161444	313396PL1	109	FHLMC D N	12/11/2014	11/19/2015		0.210%	0.210%	955,000	953,089.20	116.99	953,510.20	304.01
161478	313396PM9	109	FHLMC D N	12/15/2014	11/20/2015		0.210%	0.210%	1,000,000	998,016.67	99.17	998,430.00	314.16
159581	3130A22A3	109	FHLB - BULLET	6/12/2014	11/23/2015		0.220%	0.260%	1,000,000	999,600.91	232.22	999,110.00	(490.91)
161520	313588PR0	109	FNMA D N	12/17/2014	11/24/2015		0.170%	0.170%	1,000,000	998,385.00	70.83	998,410.00	(45.83)
161521	313588PS8	109	FNMA D N	12/17/2014	11/25/2015		0.170%	0.170%	1,000,000	998,380.28	70.83	998,410.00	(41.11)
161330	3136G05Q0	109	FNMA STEP UP	11/27/2014	11/27/2015	2/27/2015	0.750%	0.750%	5,000,000	5,000,000.00	3,541.67	4,993,850.00	(6,150.00)
161522	313588PU3	109	FNMA D N	12/17/2014	11/27/2015		0.170%	0.170%	1,000,000	998,370.83	70.83	998,400.00	(41.66)
161349	313396PX5	109	FHLMC D N	12/3/2014	11/30/2015		0.190%	0.190%	1,200,000	1,197,707.33	183.67	1,198,068.00	177.00
161352	313384PY9	109	FHLB D N	12/3/2014	12/1/2015		0.170%	0.170%	1,000,000	998,285.83	136.94	998,240.00	(182.77)
161507	313384PZ6	109	FHLB D N	12/16/2014	12/2/2015		0.170%	0.170%	1,650,000	1,647,265.13	124.67	1,647,096.00	(293.80)
157787	3133EDB84	109	FFCB - BULLET	12/3/2013	12/3/2015		0.300%	0.300%	4,000,000	4,000,000.00	933.33	4,001,240.00	1,240.00
159931	3130A22T2	109	FHLB - BULLET	7/17/2014	12/4/2015		0.220%	0.240%	1,970,000	1,969,602.41	325.05	1,966,729.80	(2,872.61)
161414	313396QE6	109	FHLMC D N	12/9/2014	12/7/2015		0.240%	0.241%	1,798,000	1,793,648.84	275.69	1,794,781.58	857.05
161415	313384QF9	109	FHLB D N	12/9/2014	12/8/2015		0.240%	0.241%	1,500,000	1,496,360.00	230.00	1,497,315.00	725.00
161558	313588QG3	109	FNMA D N	12/18/2014	12/9/2015		0.190%	0.190%	1,000,000	998,121.11	73.89	998,200.00	5.00
161557	313588QH1	109	FNMA D N	12/18/2014	12/10/2015		0.190%	0.190%	1,000,000	998,115.83	73.89	998,190.00	0.28
161556	313588QJ7	109	FNMA D N	12/18/2014	12/11/2015		0.190%	0.190%	1,000,000	998,110.56	73.89	998,190.00	5.55
161512	313396QM8	109	FHLMC D N	12/17/2014	12/14/2015		0.270%	0.271%	1,200,000	1,196,742.00	135.00	1,197,804.00	927.00
161619	313396QM8	109	FHLMC D N	12/23/2014	12/14/2015		0.290%	0.291%	2,373,000	2,366,194.76	172.04	2,368,657.41	2,290.61
156129	3135G0SB0	109	FNMA - BULLET	5/31/2013	12/21/2015		0.375%	0.430%	1,000,000	999,454.39	104.17	1,000,230.00	775.61
161655	3136G16W4	109	FNMA STEP UP	12/27/2014	12/27/2015	3/27/2015	0.750%	0.750%	3,000,000	3,000,000.00	250.00	2,983,890.00	(16,110.00)
161661	3136G15K1	109	FNMA STEP UP	12/27/2014	12/27/2015	3/27/2015	1.000%	1.000%	2,000,000	2,000,000.00	222.22	2,002,640.00	2,640.00
159508	3133EDN40	109	FFCB - BULLET	6/11/2014	1/1/2016		0.270%	0.270%	2,000,000	2,000,000.00	2,550.00	1,999,700.00	(300.00)
159954	3133EDN40	109	FFCB - BULLET	7/18/2014	1/1/2016		0.270%	0.270%	1,500,000	1,500,078.75	1,912.50	1,499,775.00	(225.00)
160477	3133EDQW5	109	FFCB - BULLET	9/4/2014	1/21/2016		0.290%	0.310%	2,000,000	2,000,132.78	2,577.78	1,998,820.00	(620.00)

MIAMI-DADE COUNTY
REPORT WRITER
AS OF DATE: December 31, 2014
SORTING ORDER: FUND ICC#

INVSMT NUMBER	CUSIP NUMBER	FUND NUMBER	DESCRIPTION	PURCHASE SET DATE	MATURITY DATE	CALL DATE	INTEREST RATE	YTM TRADING	SCHEDULED PAR VALUE	CURRENT BOOK VALUE	PERIOD-END INTEREST ACCRL	MARKET VALUE	UNREALIZED GAIN/LOSS
160571	3133ECD43	109	FFCB - BULLET	9/16/2014	1/22/2016		0.350%	0.350%	2,000,000	2,001,050.00	3,091.67	1,999,360.00	(640.00)
156424	3133ECTC8	109	FFCB - BULLET	6/28/2013	1/28/2016		0.640%	0.640%	2,000,000	2,000,000.00	5,440.00	2,007,300.00	7,300.00
155434	3136G1AQ2	109	FNMA STEP UP	3/28/2013	1/30/2016	1/30/2015	0.700%	0.700%	4,000,000	4,000,000.00	11,744.44	3,988,960.00	(11,400.00)
160165	3130A2LP9	109	FHLB STEP UP	8/8/2014	1/30/2016	1/30/2015	1.375%	1.375%	1,225,000	1,225,374.31	7,065.02	1,226,200.50	1,200.50
155133	3133ECE91	109	FFCB - BULLET	3/6/2013	2/1/2016		0.400%	0.400%	3,000,000	3,000,000.00	5,000.00	2,999,580.00	(420.00)
157582	3133ED7A4	109	FFCB - BULLET	11/12/2013	2/12/2016		0.400%	0.418%	1,500,000	1,499,600.00	2,316.67	1,500,390.00	790.00
159326	3133EDLH3	109	FFCB - BULLET	5/16/2014	2/16/2016		0.300%	0.311%	2,000,000	1,999,658.03	2,250.00	1,997,580.00	(2,078.03)
159919	3133EDMC3	109	FFCB - BULLET	7/16/2014	2/26/2016		0.250%	0.330%	1,071,000	1,069,716.76	929.69	1,069,511.31	(205.45)
158838	3133EDG63	109	FFCB - BULLET	3/25/2014	3/3/2016		0.375%	0.450%	1,000,000	998,883.36	1,229.17	998,710.00	(173.36)
154891	3136G1ET2	109	FNMA STEP UP	3/6/2013	3/6/2016	3/6/2015	1.000%	1.008%	1,500,000	1,499,813.19	4,791.67	1,494,135.00	(5,678.19)
155698	3133ECLQ5	109	FFCB - BULLET	4/24/2013	3/18/2016		0.350%	0.370%	2,000,000	1,999,401.93	2,002.78	2,002,020.00	2,618.07
156130	3135G0VA8	109	FNMA - BULLET	5/30/2013	3/30/2016		0.500%	0.500%	1,000,000	999,994.73	1,263.89	1,005,910.00	5,915.27
157235	3130A05U0	109	FHLB - BULLET	10/1/2013	4/1/2016		0.460%	0.460%	15,000,000	15,000,000.00	17,250.00	14,990,700.00	(9,300.00)
160522	3133EDV66	109	FFCB - BULLET	9/18/2014	4/18/2016		0.450%	0.450%	2,000,000	2,000,000.00	1,825.00	2,002,340.00	2,340.00
161071	3136G0569	109	FNMA STEP UP	10/30/2014	4/30/2016	1/30/2015	0.750%	0.750%	3,835,000	3,835,000.00	4,873.65	3,818,887.65	(16,912.35)
157503	3133ED6D9	109	FFCB - BULLET	11/4/2013	5/4/2016		0.500%	0.510%	2,000,000	1,999,700.66	1,583.33	1,997,840.00	(1,860.66)
156796	3133ECWT7	109	FFCB - BULLET	8/9/2013	5/9/2016		0.650%	0.650%	2,000,000	2,000,000.00	1,877.78	2,005,260.00	5,260.00
160393	3133EDSR4	109	FFCB - BULLET	8/28/2014	5/13/2016		0.400%	0.411%	1,500,000	1,499,763.75	800.00	1,499,580.00	(183.75)
159325	3133EDLQ3	109	FFCB - BULLET	5/16/2014	5/16/2016		0.400%	0.420%	2,000,000	1,999,402.46	1,000.00	1,997,060.00	(2,342.46)
156044	3136G1M63	109	FNMA STEP UP	5/22/2013	5/22/2016	2/22/2015	0.750%	0.775%	4,000,000	3,998,505.48	3,250.00	3,988,280.00	(10,225.48)
156077	3133833M1	109	FHLB STEP UP	5/24/2013	5/23/2016	2/23/2015	0.750%	0.784%	3,500,000	3,498,254.80	2,770.83	3,471,790.00	(26,464.80)
160436	3133EDTP7	109	FFCB - BULLET	9/2/2014	5/26/2016		0.400%	0.440%	1,500,000	1,499,105.84	583.33	1,496,820.00	(2,285.84)
159481	3133EDMN9	109	FFCB - BULLET	6/2/2014	6/2/2016		0.375%	0.390%	2,000,000	1,999,551.03	604.17	1,995,060.00	(4,491.03)
156024	3133ECQG2	109	FFCB - BULLET	6/3/2013	6/3/2016		0.440%	0.440%	3,000,000	3,000,000.00	1,026.67	2,991,270.00	(8,730.00)
160699	3130A2N25	109	FHLB - BULLET	9/25/2014	6/6/2016		0.420%	0.460%	1,000,000	999,400.06	291.67	996,900.00	(2,500.06)
159596	3133EDNS7	109	FFCB - BULLET	6/20/2014	6/20/2016		0.450%	0.450%	1,000,000	1,000,000.00	137.50	997,450.00	(2,550.00)
160092	3133EDNS7	109	FFCB - BULLET	8/1/2014	6/20/2016		0.450%	0.450%	3,000,000	3,000,000.00	412.50	2,992,350.00	(7,650.00)
161618	3133EDVN9	109	FFCB - BULLET	9/22/2014	6/22/2016		0.500%	0.520%	2,300,000	2,299,310.90	287.50	2,294,204.00	(5,106.90)
157786	3133834R9	109	FHLB - BULLET	11/26/2013	6/24/2016		0.375%	0.400%	1,300,000	1,299,508.80	94.79	1,296,828.00	(2,680.80)
156016	3135G0XP3	109	FNMA - BULLET	5/21/2013	7/5/2016		0.375%	0.460%	2,900,000	2,895,116.61	5,316.67	2,892,025.00	(3,091.61)
159858	3133EDQ96	109	FFCB - BULLET	7/11/2014	7/11/2016		0.500%	0.500%	2,000,000	2,000,000.00	4,722.22	1,995,660.00	(4,340.00)
160180	3133EDSH6	109	FFCB - BULLET	8/13/2014	8/13/2016		0.500%	0.500%	2,000,000	2,000,055.56	3,888.89	1,989,800.00	(10,200.00)
160239	3130A2UX2	109	FHLB - BULLET	8/18/2014	8/15/2016		0.500%	0.501%	1,500,000	1,500,032.50	2,833.33	1,493,760.00	(6,210.00)
160396	3133EDT69	109	FFCB C I	8/28/2014	8/19/2016	8/19/2015	0.530%	0.591%	2,000,000	1,997,865.00	3,886.67	1,994,500.00	(3,100.00)
160336	3130A2QG4	109	FHLB STEP UP	8/26/2014	8/20/2016	2/20/2015	1.250%	1.263%	3,000,000	2,999,340.00	4,270.83	3,004,470.00	5,130.00
160349	3130A2RA6	109	FHLB STEP UP	8/27/2014	8/20/2016	2/20/2015	1.000%	1.013%	4,500,000	4,499,750.00	16,375.00	4,503,330.00	4,455.00
160286	3133EDTK8	109	FFCB - BULLET	8/26/2014	8/26/2016		0.500%	0.500%	2,000,000	2,000,000.00	3,472.22	1,990,820.00	(9,180.00)
160389	3130A2US3	109	FHLB STEP UP	8/28/2014	8/27/2016	2/27/2015	1.250%	1.314%	3,000,000	2,996,354.17	12,916.67	3,003,030.00	6,780.00
160478	3130A2US3	109	FHLB STEP UP	9/4/2014	8/27/2016	2/27/2015	1.250%	1.378%	2,000,000	1,995,486.11	8,611.11	2,002,020.00	7,020.00
160690	3134G5GH2	109	FHLMC STEP UP	9/25/2014	9/11/2016	3/11/2015	1.500%	1.552%	3,879,000	3,877,383.75	17,778.75	3,883,034.16	7,913.16
160691	3134G5GX7	109	FHLMC STEP UP	9/25/2014	9/16/2016	3/16/2015	1.625%	1.664%	2,000,000	1,999,312.50	9,479.17	1,996,280.00	(2,220.00)
160590	3133EDVZ2	109	FFCB - BULLET	9/23/2014	9/23/2016		0.650%	0.650%	2,000,000	2,000,000.00	3,538.89	1,995,480.00	(4,520.00)
160214	3130A2T97	109	FHLB - BULLET	8/15/2014	9/28/2016		0.500%	0.540%	2,000,000	1,998,398.71	2,583.32	1,994,700.00	(3,698.71)
157187	3134G3S50	109	FHLMC - BULLET	9/24/2013	11/1/2016		0.625%	0.850%	3,000,000	2,986,693.91	3,125.00	2,992,830.00	6,136.09
157502	3133ED6C1	109	FFCB - BULLET	11/1/2013	11/1/2016		0.650%	0.650%	2,000,000	2,000,000.00	2,166.67	1,998,200.00	(1,800.00)
157535	3133ED6C1	109	FFCB - BULLET	11/5/2013	11/1/2016		0.650%	0.658%	3,000,000	2,999,498.62	3,250.00	2,997,300.00	(2,198.62)
158836	3134G3S50	109	FHLMC - BULLET	3/25/2014	11/1/2016		0.625%	0.781%	2,000,000	1,993,850.21	2,083.33	1,995,220.00	1,369.79
157183	313381B53	109	FHLB - BULLET	9/24/2013	11/14/2016		0.580%	0.853%	3,000,000	2,983,885.27	2,271.67	2,993,310.00	9,424.73
157749	3130A0C65	109	FHLB - BULLET	11/22/2013	12/28/2016		0.625%	0.661%	2,000,000	1,998,594.17	104.17	1,994,860.00	(3,734.17)
157778	3130A0C65	109	FHLB - BULLET	11/26/2013	12/28/2016		0.625%	0.630%	1,600,000	1,599,834.32	83.34	1,595,888.00	(3,946.32)
159538	3133EDNC2	109	FFCB - BULLET	6/13/2014	1/13/2017		0.700%	0.724%	2,000,000	1,998,839.37	6,533.33	1,997,880.00	(959.37)
152682	3133EAA81	109	FFCB C I	7/30/2012	1/30/2017	1/8/2015	0.780%	0.803%	2,500,000	2,498,610.95	8,179.17	2,492,500.00	(6,110.95)
160110	3130A2MG8	109	FHLB STEP UP	8/1/2014	1/30/2017	1/30/2015	1.375%	1.488%	3,000,000	2,991,864.58	17,302.08	2,999,700.00	7,950.00
160166	3130A2MG8	109	FHLB STEP UP	8/8/2014	1/30/2017	1/30/2015	1.375%	1.396%	1,775,000	1,774,654.86	10,237.06	1,774,822.50	710.00
160506	3130A2QC3	109	FHLB STEP UP	9/10/2014	2/13/2017	2/13/2015	1.000%	1.021%	2,000,000	2,000,500.00	7,666.67	2,000,340.00	1,340.00
152965	3133EAK98	109	FFCB C I	8/20/2012	2/15/2017	1/8/2015	0.850%	0.896%	1,500,000	1,498,328.05	4,816.67	1,496,760.00	(1,568.05)

MIAMI-DADE COUNTY
REPORT WRITER
AS OF DATE: December 31, 2014
SORTING ORDER: FUND ICC#

INVSMT NUMBER	CUSIP NUMBER	FUND NUMBER	DESCRIPTION	PURCHASE SET DATE	MATURITY DATE	CALL DATE	INTEREST RATE	YTM TRADING	SCHEDULED PAR VALUE	CURRENT BOOK VALUE	PERIOD-END INTEREST ACCRL	MARKET VALUE	UNREALIZED GAIN/LOSS
154922	3133ECG99	109	FFCB - BULLET	2/22/2013	2/22/2017		0.660%	0.679%	1,500,000	1,499,296.19	3,547.50	1,490,595.00	(8,701.19)
160388	3134G5H24	109	FHLMC STEP UP	8/28/2014	2/28/2017	8/28/2015	1.500%	1.510%	4,495,000	4,493,876.25	23,036.88	4,498,326.30	4,450.05
160032	3133782N0	109	FHLB - BULLET	7/25/2014	3/10/2017		0.875%	0.875%	2,000,000	2,000,000.00	5,395.83	1,998,760.00	(1,240.00)
159156	3135G0VM2	109	FNMA - BULLET	4/24/2014	3/14/2017		0.750%	0.850%	2,050,000	2,044,954.96	4,569.79	2,042,497.00	(2,457.96)
155386	3133ECKC7	109	FFCB - BULLET	3/28/2013	3/28/2017		0.650%	0.658%	2,100,000	2,099,607.16	3,526.25	2,090,109.00	(9,498.16)
157185	3133ECKC7	109	FFCB - BULLET	9/24/2013	3/28/2017		0.650%	0.993%	1,500,000	1,487,401.75	2,518.75	1,492,935.00	5,533.25
160700	3130A2YK6	109	FHLB - BULLET	9/25/2014	3/29/2017		0.875%	0.876%	1,000,000	999,980.11	2,236.10	999,820.00	(160.11)
160395	3133EDUE0	109	FFCB - BULLET	9/5/2014	4/5/2017		0.850%	0.860%	2,000,000	1,999,516.44	4,061.11	1,992,180.00	(7,336.44)
159195	3135G0ZB2	109	FNMA - BULLET	4/29/2014	4/20/2017		0.750%	0.912%	2,200,000	2,191,343.13	3,254.17	2,193,136.00	1,792.87
159329	3135G0ZB2	109	FNMA - BULLET	5/14/2014	4/20/2017		0.750%	0.810%	2,000,000	1,997,039.40	2,958.33	1,993,760.00	(3,279.40)
153909	3133EAE38	109	FFCB C I	8/1/2012	5/1/2017	1/8/2015	0.820%	0.834%	5,000,000	4,998,292.53	6,833.33	4,978,850.00	(19,442.53)
153911	3133EAE38	109	FFCB C I	8/20/2012	5/1/2017	1/8/2015	0.820%	0.902%	5,700,000	5,688,645.70	7,790.00	5,675,889.00	(12,756.70)
159382	3133EDLV2	109	FFCB - BULLET	5/22/2014	5/22/2017		0.850%	0.850%	2,000,000	2,000,000.00	1,841.67	1,996,080.00	(3,920.00)
160043	3130A1NN4	109	FHLB - BULLET	7/29/2014	5/24/2017		0.875%	0.930%	1,000,000	998,646.77	899.31	998,160.00	(486.77)
159491	3133EDMV1	109	FFCB - BULLET	6/5/2014	6/5/2017		0.800%	0.866%	1,800,000	1,797,094.25	1,040.00	1,789,524.00	(7,570.25)
159634	3133ECKV5	109	FFCB - BULLET	6/17/2014	6/5/2017		0.700%	1.000%	1,000,000	992,638.38	505.56	991,930.00	(708.38)
152261	3133EATE8	109	FFCB - BULLET	6/22/2012	6/8/2017		0.900%	0.940%	4,000,000	3,996,094.31	2,300.00	3,987,040.00	(9,054.31)
159635	313379FW4	109	FHLB - BULLET	6/17/2014	6/9/2017		1.000%	1.001%	3,565,000	3,564,880.47	2,178.61	3,561,720.20	(3,160.27)
160499	3130A2Z33	109	FHLB - BULLET	9/9/2014	6/29/2017		1.000%	1.040%	1,000,000	999,020.31	55.56	995,670.00	(3,350.31)
159755	3133EDPQ9	109	FFCB - BULLET	7/3/2014	7/3/2017		0.900%	0.900%	800,000	800,000.00	3,560.00	798,096.00	(1,904.00)
160114	3133EDSE3	109	FFCB - BULLET	8/11/2014	7/11/2017		0.950%	0.950%	3,000,000	3,000,000.00	11,083.33	2,989,890.00	(10,110.00)
160296	3133EDSE3	109	FFCB - BULLET	8/21/2014	7/11/2017		0.950%	0.960%	3,000,000	2,999,921.67	11,083.34	2,989,890.00	(9,240.00)
159886	3133EDQM7	109	FFCB - BULLET	7/17/2014	7/17/2017		1.000%	1.000%	2,000,000	2,000,000.00	9,111.11	1,996,220.00	(3,780.00)
152639	3133EAAZK7	109	FFCB C I	7/24/2012	7/24/2017	1/8/2015	0.970%	0.985%	1,500,000	1,499,325.37	6,345.42	1,496,010.00	(3,315.37)
160500	3134G3ZH6	109	FHLMC - BULLET	9/9/2014	7/25/2017		1.000%	1.070%	1,000,000	999,242.22	4,333.33	1,000,600.00	2,580.00
159716	3137EADJ5	109	FHLMC - BULLET	6/23/2014	7/28/2017		1.000%	1.010%	1,000,000	999,699.87	4,250.00	999,620.00	(79.87)
160056	3137EADJ5	109	FHLMC - BULLET	7/29/2014	7/28/2017		1.000%	1.000%	2,000,000	2,000,055.56	8,500.00	1,999,240.00	(760.00)
152735	3133804V6	109	FHLB C I	8/9/2012	8/9/2017	1/8/2015	1.000%	1.000%	4,000,000	4,000,000.00	15,777.78	3,987,520.00	(12,480.00)
152859	3135G0MW0	109	FNMA C I	8/10/2012	8/9/2017	2/9/2015	1.050%	1.055%	2,000,000	1,999,700.00	8,283.33	1,994,840.00	(4,860.00)
152961	3133804V6	109	FHLB C I	8/21/2012	8/9/2017	1/8/2015	1.000%	1.021%	5,000,000	4,996,981.81	19,722.22	4,984,400.00	(12,581.81)
152851	3135G0NC3	109	FNMA C I	8/14/2012	8/14/2017	2/14/2015	1.000%	1.051%	1,000,000	998,500.83	3,805.56	996,280.00	(2,220.83)
152868	3135G0NC3	109	FNMA C I	8/14/2012	8/14/2017	2/14/2015	1.000%	1.041%	3,000,000	2,996,401.97	11,416.67	2,988,840.00	(7,561.97)
153199	3135G0NC3	109	FNMA C I	9/6/2012	8/14/2017	2/14/2015	1.000%	1.000%	5,100,000	5,100,000.00	19,408.33	5,081,028.00	(18,972.00)
160222	3133EDSU7	109	FFCB - BULLET	8/15/2014	8/15/2017		1.000%	1.000%	2,000,000	2,000,000.00	7,555.56	1,997,240.00	(2,760.00)
160235	3133EDSV5	109	FFCB C I	8/18/2014	8/18/2017	8/18/2015	1.070%	1.070%	2,000,000	2,000,000.00	7,906.11	1,994,720.00	(5,280.00)
152781	3135G0NF6	109	FNMA C I	8/21/2012	8/21/2017	1/21/2015	1.000%	1.000%	10,000,000	10,000,000.00	36,111.11	9,951,900.00	(48,100.00)
158973	3135G0MZ3	109	FNMA - BULLET	4/8/2014	8/28/2017		0.875%	1.100%	2,000,000	1,986,785.70	5,979.17	1,993,020.00	6,234.30
159330	3135G0MZ3	109	FNMA - BULLET	5/14/2014	8/28/2017		0.875%	0.970%	2,000,000	1,994,388.35	5,979.17	1,993,020.00	(1,368.35)
160391	3134G5GM1	109	FHLMC STEP UP	8/28/2014	8/28/2017	2/28/2015	1.700%	1.700%	3,000,000	3,000,000.00	17,425.00	2,980,470.00	(19,530.00)
153074	3133EAR26	109	FFCB C I	9/5/2012	9/5/2017	1/8/2015	0.970%	0.996%	2,000,000	1,998,248.91	6,251.11	1,993,540.00	(4,708.91)
157014	3133ECZ31	109	FFCB - BULLET	9/6/2013	9/6/2017		1.410%	1.436%	1,000,000	999,250.51	4,504.17	1,005,490.00	6,239.49
159482	313380EC7	109	FHLB - BULLET	5/30/2014	9/8/2017		0.750%	0.890%	1,480,000	1,473,893.98	3,484.17	1,468,160.00	(5,733.98)
160498	3134G5GK5	109	FHLMC STEP UP	9/12/2014	9/12/2017	3/12/2015	1.625%	1.634%	2,000,000	1,999,500.00	9,840.28	2,002,420.00	2,920.00
157186	3135G0PP2	109	FNMA - BULLET	9/24/2013	9/20/2017		1.000%	1.250%	3,000,000	2,978,130.06	8,416.67	2,989,140.00	11,009.94
160572	3133EDVU3	109	FFCB - BULLET	9/22/2014	9/22/2017		1.125%	1.133%	2,000,000	1,999,500.00	6,187.50	2,000,160.00	660.00
160692	3130A2X92	109	FHLB STEP UP	9/25/2014	9/24/2017	3/24/2015	1.500%	1.586%	2,000,000	1,995,083.33	8,083.33	1,998,680.00	3,680.00
160480	3135G0ZL0	109	FNMA - BULLET	9/4/2014	9/27/2017		1.000%	1.130%	1,000,000	996,180.71	2,611.11	997,990.00	1,809.29
159328	3137EADL0	109	FHLMC - BULLET	5/14/2014	9/29/2017		1.000%	1.000%	2,000,000	1,999,982.25	5,111.11	1,995,600.00	(4,382.25)
160176	3137EADL0	109	FHLMC - BULLET	8/12/2014	9/29/2017		1.000%	1.060%	2,000,000	1,996,458.48	5,111.11	1,995,600.00	(858.48)
159303	3135G0PQ0	109	FNMA - BULLET	5/12/2014	10/26/2017		0.875%	1.090%	5,000,000	4,968,485.15	7,899.31	4,957,750.00	(10,735.15)
159483	3133EC2N3	109	FFCB - BULLET	5/30/2014	11/13/2017		0.780%	0.950%	1,500,000	1,492,496.26	1,560.00	1,488,270.00	(4,226.26)
157111	3133EAA32	109	FFCB - BULLET	9/13/2013	11/15/2017		0.900%	1.500%	1,000,000	982,619.39	1,150.00	993,050.00	10,430.61
160435	3130A2X76	109	FHLB - BULLET	9/2/2014	11/28/2017		1.150%	1.150%	2,000,000	2,000,000.00	2,108.33	1,989,860.00	(10,140.00)
159332	3137EADN6	109	FHLMC - BULLET	5/14/2014	1/12/2018		0.750%	1.160%	2,000,000	1,971,993.82	7,041.67	1,971,300.00	(693.82)
159331	3137EADP1	109	FHLMC - BULLET	5/14/2014	3/7/2018		0.875%	1.220%	2,000,000	1,976,495.22	5,541.67	1,975,900.00	(595.22)
159381	3133EDLX8	109	FFCB - BULLET	5/21/2014	5/21/2018		1.320%	1.320%	2,000,000	2,000,000.00	2,933.33	2,006,140.00	6,140.00

MIAMI-DADE COUNTY
REPORT WRITER
AS OF DATE: December 31, 2014
SORTING ORDER: FUND ICC#

INVSMT NUMBER	CUSIP NUMBER	FUND NUMBER	DESCRIPTION	PURCHASE SET DATE	MATURITY DATE	CALL DATE	INTEREST RATE	YTM TRADING	SCHEDULED PAR VALUE	CURRENT BOOK VALUE	PERIOD-END INTEREST ACCRL	MARKET VALUE	UNREALIZED GAIN/LOSS
160479	3133EDTU6	109	FFCB - BULLET	9/4/2014	3/4/2019		1.700%	1.705%	1,000,000	999,770.00	5,525.00	1,005,330.00	5,560.00
109 Total									979,700,576	978,792,689.29	1,285,990.83	978,585,726.98	(421,944.39)
161161	313384FF1	154	FHLB D N	11/10/2014	5/6/2015		0.095%	0.095%	2,994,000	2,992,601.55	410.84	2,993,272.29	259.90
154 Total									2,994,000	2,992,601.55	410.84	2,993,272.29	259.90
151203	WACHOVIA8	300	WACHOVIA INT BEARING	3/1/2012	1/1/2015		0.020%	0.020%	3,170,892	3,170,892.33	17.74	3,170,892.33	0.00
160794	313384AB5	300	FHLB D N	10/3/2014	12/2015		0.040%	0.040%	2,400,000	2,399,757.33	240.00	2,399,996.67	(0.66)
160863	313588AE5	300	FNMA D N	10/14/2014	1/5/2015		0.045%	0.045%	3,900,000	3,899,595.38	385.12	3,899,978.33	(2.17)
160967	313588AG0	300	FNMA D N	10/22/2014	1/7/2015		0.040%	0.040%	3,850,000	3,849,670.61	303.72	3,849,967.92	(6.41)
160862	313384AJ8	300	FHLB D N	10/14/2014	1/9/2015		0.045%	0.045%	10,000,000	9,998,912.50	987.50	9,999,888.89	(11.11)
160824	313588AM7	300	FNMA D N	10/8/2014	1/12/2015		0.050%	0.050%	3,800,000	3,799,493.33	448.61	3,799,941.94	0.00
160826	313396AN3	300	FHLMC D N	10/8/2014	1/13/2015		0.050%	0.050%	1,000,000	999,865.28	118.05	999,983.33	0.00
160864	313396AP8	300	FHLMC D N	10/14/2014	1/14/2015		0.035%	0.035%	3,650,000	3,649,673.53	280.34	3,649,934.10	(19.77)
160965	313384AR0	300	FHLB D N	10/22/2014	1/16/2015		0.060%	0.060%	1,648,000	1,647,763.79	195.01	1,647,965.67	6.87
160966	313384AW9	300	FHLB D N	10/22/2014	1/21/2015		0.060%	0.060%	1,500,000	1,499,772.50	177.50	1,499,958.33	8.33
161095	313396AX1	300	FHLMC D N	11/4/2014	1/22/2015		0.060%	0.060%	2,722,000	2,721,641.60	263.13	2,721,920.61	15.88
160825	313384AY5	300	FHLB D N	10/8/2014	1/23/2015		0.050%	0.050%	1,300,000	1,299,806.81	153.47	1,299,960.28	0.00
161055	313384BD0	300	FHLB D N	10/29/2014	1/28/2015		0.062%	0.062%	3,000,000	2,999,529.83	330.67	2,999,887.50	27.00
161094	313384BF5	300	FHLB D N	11/4/2014	1/30/2015		0.070%	0.070%	3,750,000	3,749,365.63	422.91	3,749,848.96	60.42
161096	313396BJ1	300	FHLMC D N	11/4/2014	2/2/2015		0.060%	0.060%	2,346,000	2,345,648.10	226.78	2,345,895.73	20.85
161142	313384BL2	300	FHLB D N	11/7/2014	2/4/2015		0.070%	0.070%	1,600,000	1,599,723.11	171.11	1,599,924.44	30.22
161223	313396BM4	300	FHLMC D N	11/17/2014	2/5/2015		0.080%	0.080%	1,700,000	1,699,697.78	170.00	1,699,917.36	49.58
161057	313396BN2	300	FHLMC D N	10/29/2014	2/6/2015		0.055%	0.055%	1,000,000	999,847.22	97.78	999,950.00	5.00
161169	313396BR3	300	FHLMC D N	11/12/2014	2/9/2015		0.075%	0.075%	1,500,000	1,499,721.88	156.25	1,499,918.75	40.62
161054	313588BT1	300	FNMA D N	10/29/2014	2/11/2015		0.070%	0.070%	4,800,000	4,799,020.00	597.33	4,799,726.67	109.34
161224	313384BV0	300	FHLB D N	11/17/2014	2/13/2015		0.085%	0.085%	1,500,000	1,499,688.33	159.38	1,499,910.42	62.71
161143	313588BZ7	300	FNMA D N	11/7/2014	2/17/2015		0.080%	0.080%	1,052,000	1,051,761.55	128.58	1,051,931.33	41.20
161168	313588CA1	300	FNMA D N	11/12/2014	2/18/2015		0.075%	0.075%	2,300,000	2,299,530.42	239.58	2,299,846.67	76.67
161141	313312CB4	300	FFCB D N	11/7/2014	2/19/2015		0.075%	0.075%	2,000,000	1,999,566.67	229.16	1,999,863.89	68.06
154845	3136G1CW7	300	FNMA STEP UP	2/20/2013	2/20/2015	2/20/2015	0.800%	0.851%	2,000,000	1,999,498.63	5,822.22	1,995,560.00	(3,938.63)
161056	313384CC1	300	FHLB D N	10/29/2014	2/20/2015		0.070%	0.070%	2,000,000	1,999,556.67	248.89	1,999,861.11	55.55
161170	313384CF4	300	FHLB D N	11/12/2014	2/23/2015		0.080%	0.080%	700,000	699,839.78	77.78	699,948.47	30.91
161303	313396CG6	300	FHLMC D N	11/24/2014	2/24/2015		0.080%	0.080%	1,400,000	1,399,713.78	118.22	1,399,895.00	63.00
161225	313384CH0	300	FHLB D N	11/17/2014	2/25/2015		0.090%	0.090%	927,000	926,768.25	104.29	926,929.19	56.65
161167	313588CJ2	300	FNMA D N	11/12/2014	2/26/2015		0.080%	0.080%	3,607,000	3,606,150.35	400.78	3,606,719.46	168.33
161304	313384CK3	300	FHLB D N	11/24/2014	2/27/2015		0.100%	0.100%	900,000	899,762.50	95.00	899,928.75	71.25
161331	313384CK3	300	FHLB D N	12/1/2014	2/27/2015		0.085%	0.085%	9,250,000	9,248,078.06	677.05	9,249,267.71	512.60
161354	313588CP8	300	FNMA D N	12/3/2014	3/3/2015		0.095%	0.095%	1,800,000	1,799,572.50	137.75	1,799,817.00	106.75
161333	313384CS6	300	FHLB D N	12/1/2014	3/6/2015		0.095%	0.095%	1,000,000	999,749.31	81.80	999,893.33	62.22
161567	313384CS6	300	FHLB D N	12/18/2014	3/6/2015		0.135%	0.135%	8,840,000	8,837,414.30	464.10	8,839,057.07	1,178.67
161302	313384CV9	300	FHLB D N	11/24/2014	3/9/2015		0.100%	0.100%	2,400,000	2,399,300.00	253.33	2,399,732.00	178.67
161356	313396CX9	300	FHLMC D N	12/3/2014	3/11/2015		0.090%	0.090%	1,400,000	1,399,657.00	101.50	1,399,839.00	80.50
161418	313384CX5	300	FHLB D N	12/10/2014	3/11/2015		0.110%	0.110%	8,545,000	8,542,624.02	574.41	8,544,017.33	818.90
161353	313384CZ0	300	FHLB D N	12/3/2014	3/13/2015		0.110%	0.110%	2,100,000	2,099,358.33	186.08	2,099,751.50	207.09
161410	313396DC4	300	FHLMC D N	12/8/2014	3/16/2015		0.090%	0.090%	1,800,000	1,799,559.00	108.00	1,799,778.00	111.00
161355	313588DE2	300	FNMA D N	12/3/2014	3/18/2015		0.115%	0.115%	1,700,000	1,699,429.79	157.49	1,699,784.67	197.39
161332	313384DG1	300	FHLB D N	12/1/2014	3/20/2015		0.100%	0.100%	1,100,000	1,099,666.94	94.72	1,099,857.00	95.34
161412	313396DM2	300	FHLMC D N	12/8/2014	3/25/2015		0.110%	0.110%	1,300,000	1,299,574.97	95.33	1,299,820.17	149.87
161568	313384DP1	300	FHLB D N	12/18/2014	3/27/2015		0.135%	0.135%	5,000,000	4,998,143.75	262.50	4,999,291.67	885.42
161411	313384DS5	300	FHLB D N	12/8/2014	3/30/2015		0.110%	0.110%	1,430,000	1,429,510.62	104.87	1,429,790.27	174.78
161628	313384ER6	300	FHLB D N	12/24/2014	4/22/2015		0.140%	0.140%	4,550,000	4,547,894.36	141.56	4,549,017.96	982.04
161629	313384ET2	300	FHLB D N	12/24/2014	4/24/2015		0.150%	0.150%	1,840,000	1,839,072.33	61.33	1,839,595.71	462.05
160113	3130A2MG8	300	FHLB STEP UP	8/1/2014	1/30/2017	1/30/2015	1.375%	1.488%	2,000,000	1,994,576.39	11,534.72	1,999,800.00	5,300.00
153237	3133EAS33	300	FFCB C I	9/12/2012	9/5/2017	1/8/2015	0.990%	0.990%	1,000,000	1,000,000.00	3,190.00	993,850.00	(6,150.00)
300 Total									134,077,892	134,044,417.14	31,593.44	134,057,812.49	2,442.98
151204	WACHOVIA8	411	WACHOVIA INT BEARING	3/1/2012	1/1/2015		0.000%	0.000%	0	0.00	0.00	0.00	0.00
159686	313384AB5	411	FHLB D N	6/20/2014	12/2015		0.100%	0.100%	1,500,000	1,499,183.33	812.50	1,499,997.92	2.09

MIAMI-DADE COUNTY
REPORT WRITER
AS OF DATE: December 31, 2014
SORTING ORDER: FUND ICC#

INVSMT NUMBER	CUSIP NUMBER	FUND NUMBER	DESCRIPTION	PURCHASE SET DATE	MATURITY DATE	CALL DATE	INTEREST RATE	YTM TRADING	SCHEDULED PAR VALUE	CURRENT BOOK VALUE	PERIOD-END INTEREST ACCRL	MARKET VALUE	UNREALIZED GAIN/LOSS
160912	313588AE5	411	FNMA D N	10/16/2014	1/5/2015		0.070%	0.070%	1,900,000	1,899,700.75	284.47	1,899,989.44	4.22
159569	313396AF0	411	FHLMC D N	6/11/2014	1/6/2015		0.080%	0.080%	8,000,000	7,996,284.44	3,626.67	7,999,944.44	33.33
159621	313396AH6	411	FHLMC D N	6/16/2014	1/8/2015		0.090%	0.090%	2,900,000	2,898,506.50	1,442.75	2,899,971.81	22.56
159955	313312AH3	411	FFCB D N	7/18/2014	1/8/2015		0.085%	0.085%	7,700,000	7,696,836.58	3,036.16	7,699,925.14	52.40
160177	313312AH3	411	FFCB D N	8/12/2014	1/8/2015		0.090%	0.090%	700,000	699,739.25	248.50	699,993.19	5.44
159587	313396AN3	411	FHLMC D N	6/12/2014	1/13/2015		0.095%	0.095%	2,285,000	2,283,703.58	1,224.06	2,284,961.92	34.28
159647	313396AN3	411	FHLMC D N	6/18/2014	1/13/2015		0.100%	0.100%	4,392,000	4,389,450.20	2,403.40	4,391,926.80	73.20
159688	313396AN3	411	FHLMC D N	6/20/2014	1/13/2015		0.090%	0.090%	3,309,000	3,307,287.59	1,613.14	3,308,944.85	44.12
159920	313588AV7	411	FNMA D N	7/16/2014	1/20/2015		0.090%	0.090%	9,000,000	8,995,770.00	3,802.50	8,999,762.50	190.00
160103	313396AW3	411	FHLMC D N	8/1/2014	1/21/2015		0.095%	0.095%	2,300,000	2,298,949.99	928.62	2,299,936.11	57.50
159873	313396AX1	411	FHLMC D N	7/10/2014	1/22/2015		0.090%	0.090%	4,500,000	4,497,795.00	1,968.75	4,499,868.75	105.00
159893	313396AX1	411	FHLMC D N	7/11/2014	1/22/2015		0.095%	0.095%	2,600,000	2,598,662.08	1,193.84	2,599,924.17	68.25
159362	313384AY5	411	FHLB D N	5/15/2014	1/23/2015		0.090%	0.090%	2,830,000	2,828,210.03	1,634.32	2,829,913.53	69.18
159399	313384BB4	411	FHLB D N	5/21/2014	1/26/2015		0.090%	0.090%	700,000	699,562.50	393.75	699,975.69	19.44
159874	313396BD4	411	FHLMC D N	7/10/2014	1/28/2015		0.095%	0.095%	1,100,000	1,099,413.64	507.99	1,099,958.75	37.12
156817	313383U25	411	FHLB - BULLET	8/5/2013	2/2/2015		0.220%	0.220%	20,000,000.00	20,000,000.00	18,211.11	20,001,200.00	1,200.00
160911	313396BK8	411	FHLMC D N	10/16/2014	2/3/2015		0.070%	0.070%	1,700,000	1,699,636.39	254.53	1,699,922.08	31.16
160158	313588BL8	411	FNMA D N	8/8/2014	2/4/2015		0.100%	0.100%	6,151,000	6,147,924.50	2,494.57	6,150,709.54	290.47
160215	313384BL2	411	FHLB D N	8/15/2014	2/4/2015		0.100%	0.100%	2,000,000	1,999,038.89	772.22	1,999,905.56	94.45
160178	313384BN8	411	FHLB D N	8/12/2014	2/6/2015		0.100%	0.100%	1,250,000	1,249,381.94	493.06	1,249,937.50	62.50
159912	313396BS1	411	FHLMC D N	7/15/2014	2/10/2015		0.100%	0.100%	3,000,000	2,998,250.00	1,416.67	2,999,833.33	166.66
160200	313396BS1	411	FHLMC D N	8/14/2014	2/10/2015		0.095%	0.095%	6,000,000	5,997,150.00	2,216.67	5,999,666.67	300.00
154833	3136G1CV9	411	FNMA STEP UP	2/14/2013	2/14/2015	2/14/2015	0.750%	0.763%	1,500,000	1,499,905.99	4,281.25	1,487,685.00	(12,220.99)
160362	313588BZ7	411	FNMA D N	8/27/2014	2/17/2015		0.094%	0.094%	3,700,000	3,698,318.97	1,226.96	3,699,758.47	212.54
160910	313396BZ5	411	FHLMC D N	10/16/2014	2/17/2015		0.080%	0.080%	1,800,000	1,799,504.00	308.00	1,799,882.50	70.50
159899	313588CA1	411	FNMA D N	7/14/2014	2/18/2015		0.095%	0.095%	5,534,000	5,530,801.81	2,497.22	5,533,631.07	332.04
160105	313312CC2	411	FFCB D N	8/1/2014	2/20/2015		0.110%	0.110%	917,000	916,431.21	428.69	916,936.32	76.42
160168	313312CC2	411	FFCB D N	8/11/2014	2/20/2015		0.090%	0.090%	1,500,000	1,499,276.25	536.25	1,499,895.83	83.33
160104	313396CG6	411	FHLMC D N	8/1/2014	2/24/2015		0.100%	0.100%	2,786,000	2,784,398.05	1,184.05	2,785,791.05	208.95
160157	313396CG6	411	FHLMC D N	8/8/2014	2/24/2015		0.100%	0.100%	4,700,000	4,697,388.89	1,906.11	4,699,647.50	352.50
160159	313384CG2	411	FHLB D N	8/8/2014	2/24/2015		0.105%	0.105%	1,304,000	1,303,239.33	555.29	1,303,902.20	107.58
160167	313588CN3	411	FNMA D N	8/11/2014	3/2/2015		0.105%	0.105%	5,395,000	5,391,805.71	2,250.16	5,394,460.50	404.63
160216	313588CN3	411	FNMA D N	8/15/2014	3/2/2015		0.105%	0.105%	1,300,000	1,299,245.46	527.04	1,299,870.00	97.50
160573	313588CQ6	411	FNMA D N	9/16/2014	3/4/2015		0.080%	0.080%	2,400,000	2,399,098.67	570.66	2,399,752.00	82.67
160574	313588CQ6	411	FNMA D N	9/16/2014	3/4/2015		0.080%	0.080%	1,900,000	1,899,286.44	451.78	1,899,803.67	65.45
160198	313384CS6	411	FHLB D N	8/14/2014	3/6/2015		0.115%	0.115%	1,460,000	1,459,048.57	652.94	1,459,844.27	142.76
161235	313384CS6	411	FHLB D N	11/18/2014	3/6/2015		0.120%	0.120%	1,200,000	1,199,568.00	176.00	1,199,872.00	128.00
160217	313312CY4	411	FFCB D N	8/15/2014	3/12/2015		0.100%	0.100%	5,000,000	4,997,097.22	1,930.56	4,999,416.67	388.89
160483	313312CY4	411	FFCB D N	9/5/2014	3/12/2015		0.090%	0.090%	3,247,000	3,245,473.91	957.87	3,246,621.18	189.40
160508	313312CY4	411	FFCB D N	9/10/2014	3/12/2015		0.095%	0.095%	1,525,000	1,524,263.55	454.75	1,524,822.08	103.78
160199	313588DC6	411	FNMA D N	8/14/2014	3/16/2015		0.110%	0.110%	6,310,000	6,305,873.96	2,699.28	6,309,221.77	648.53
160232	313588DC6	411	FNMA D N	8/18/2014	3/16/2015		0.110%	0.110%	2,000,000	1,998,716.67	831.11	1,999,753.33	205.55
160320	313396DC4	411	FHLMC D N	8/22/2014	3/16/2015		0.105%	0.105%	5,000,000	4,996,995.83	1,925.00	4,999,383.33	462.50
160464	313588DC6	411	FNMA D N	9/4/2014	3/16/2015		0.100%	0.100%	5,200,000	5,197,212.22	1,718.89	5,199,358.67	427.56
160484	313588DC6	411	FNMA D N	9/5/2014	3/16/2015		0.090%	0.090%	1,600,000	1,599,232.00	472.00	1,599,802.67	98.67
160575	313588DC6	411	FNMA D N	9/16/2014	3/16/2015		0.080%	0.080%	5,200,000	5,197,908.44	1,236.45	5,199,358.67	213.78
160424	313396DD2	411	FHLMC D N	9/2/2014	3/17/2015		0.090%	0.090%	4,694,000	4,691,699.94	1,419.94	4,693,413.25	293.37
160462	313396DD2	411	FHLMC D N	9/4/2014	3/17/2015		0.105%	0.105%	1,060,000	1,059,400.22	367.91	1,059,867.50	99.37
160952	313384DE6	411	FHLB D N	10/21/2014	3/18/2015		0.100%	0.100%	1,400,000	1,399,424.44	280.00	1,399,822.67	118.23
160197	313396DF7	411	FHLMC D N	8/14/2014	3/19/2015		0.105%	0.105%	7,200,000	7,195,443.00	2,940.00	7,199,076.00	693.00
160485	313396DF7	411	FHLMC D N	9/5/2014	3/19/2015		0.100%	0.100%	1,460,000	1,459,209.17	478.55	1,459,812.63	124.91
160233	313384DM8	411	FHLB D N	8/18/2014	3/25/2015		0.110%	0.110%	2,000,000	1,998,661.67	831.11	1,999,723.33	230.55
160591	313384DP1	411	FHLB D N	9/17/2014	3/27/2015		0.085%	0.085%	2,000,000	1,999,098.06	500.55	1,999,716.67	118.06
160155	313312DS6	411	FFCB D N	8/8/2014	3/30/2015		0.110%	0.110%	2,103,000	2,101,496.36	938.17	2,102,691.56	257.03
160510	313384DS5	411	FHLB D N	9/10/2014	3/30/2015		0.110%	0.110%	1,300,000	1,299,201.58	448.86	1,299,809.33	158.89
160337	313312DT4	411	FFCB D N	8/26/2014	3/31/2015		0.105%	0.105%	2,700,000	2,698,291.13	1,008.00	2,699,599.50	300.37

MIAMI-DADE COUNTY
REPORT WRITER
AS OF DATE: December 31, 2014
SORTING ORDER: FUND ICC#

INVSMT NUMBER	CUSIP NUMBER	FUND NUMBER	DESCRIPTION	PURCHASE SET DATE	MATURITY DATE	CALL DATE	INTEREST RATE	YTM TRADING	SCHEDULED PAR VALUE	CURRENT BOOK VALUE	PERIOD-END INTEREST ACCRL	MARKET VALUE	UNREALIZED GAIN/LOSS
160654	313312DT4	411	FFCB D N	9/24/2014	3/31/2015		0.075%	0.075%	2,000,000	1,999,216.67	412.50	1,999,703.33	74.16
160463	313588DU6	411	FNMA D N	9/4/2014	4/1/2015		0.100%	0.100%	2,500,000	2,498,548.61	826.39	2,499,562.50	187.50
161146	313384DU0	411	FHLB D N	11/7/2014	4/1/2015		0.100%	0.100%	1,670,000	1,669,327.36	255.14	1,669,707.75	125.25
160511	313384EC9	411	FHLB D N	9/10/2014	4/9/2015		0.110%	0.110%	2,300,000	2,298,517.14	794.14	2,299,521.72	250.44
160914	313384EC9	411	FHLB D N	10/16/2014	4/9/2015		0.080%	0.080%	3,000,000	2,998,833.33	513.33	2,999,428.33	81.67
160509	313312ED8	411	FFCB D N	9/10/2014	4/10/2015		0.100%	0.100%	4,261,000	4,258,490.74	1,337.48	4,260,179.76	351.54
160512	313588EJ0	411	FNMA D N	9/10/2014	4/15/2015		0.100%	0.100%	4,022,000	4,019,575.63	1,262.46	4,021,186.66	348.57
160652	313384EL9	411	FHLB D N	9/23/2014	4/17/2015		0.100%	0.100%	1,000,000	999,427.78	277.78	999,793.89	88.33
160953	313363ES8	411	FHLMC D N	10/21/2014	4/23/2015		0.100%	0.100%	800,000	799,591.11	160.00	799,825.78	74.67
161089	313384ET2	411	FHLB D N	11/4/2014	4/24/2015		0.090%	0.090%	2,460,000	2,458,948.35	356.70	2,459,459.48	154.43
161479	313588EW1	411	FNMA D N	12/15/2014	4/27/2015		0.130%	0.130%	1,600,000	1,599,231.56	98.22	1,599,639.11	309.33
155672	3136G1KJ7	411	FNMA STEP UP	4/30/2013	4/30/2015	1/30/2015	0.750%	0.750%	1,500,000	1,500,000.00	1,906.25	1,494,795.00	(5,205.00)
161173	313588FA8	411	FNMA D N	11/12/2014	5/1/2015		0.095%	0.095%	6,770,000	6,766,962.90	893.26	6,768,420.33	564.17
161340	313384FA2	411	FHLB D N	12/2/2014	5/1/2015		0.120%	0.120%	3,705,000	3,703,147.50	370.50	3,704,135.50	617.50
160633	313384FD6	411	FHLB D N	9/18/2014	5/4/2015		0.100%	0.100%	2,000,000	1,998,733.33	583.33	1,999,521.67	205.01
160156	313312FE5	411	FFCB D N	8/8/2014	5/5/2015		0.130%	0.130%	1,600,000	1,598,440.00	843.56	1,599,614.22	330.66
160772	313312FE5	411	FFCB D N	10/2/2014	5/5/2015		0.085%	0.085%	2,600,000	2,598,680.14	558.64	2,599,373.11	134.33
161480	313312FE5	411	FFCB D N	12/15/2014	5/5/2015		0.130%	0.130%	5,100,000	5,097,403.25	313.08	5,098,770.33	1,054.00
161228	313384FF1	411	FHLB D N	11/18/2014	5/6/2015		0.120%	0.120%	3,500,000	3,498,028.33	513.33	3,499,149.31	607.65
161238	313384FF1	411	FHLB D N	11/19/2014	5/6/2015		0.120%	0.120%	4,600,000	4,597,424.00	659.33	4,598,881.94	798.61
160634	313384FH7	411	FHLB D N	9/19/2014	5/8/2015		0.120%	0.120%	1,000,000	999,230.00	346.67	999,753.06	176.39
160653	313384FH7	411	FHLB D N	9/23/2014	5/8/2015		0.110%	0.110%	900,000	899,375.75	275.00	899,777.75	127.00
161440	313312FM7	411	FFCB D N	12/10/2014	5/12/2015		0.110%	0.110%	5,000,000	4,997,662.50	336.11	4,998,726.39	727.78
161334	313588FN0	411	FNMA D N	12/1/2014	5/13/2015		0.120%	0.120%	3,558,000	3,556,066.82	367.66	3,557,086.78	652.30
160657	313384FU8	411	FHLB D N	9/24/2014	5/19/2015		0.075%	0.075%	3,400,000	3,398,321.25	701.25	3,399,087.67	65.17
160702	313384FU8	411	FHLB D N	9/26/2014	5/19/2015		0.080%	0.080%	1,700,000	1,699,112.22	366.45	1,699,543.83	65.16
161227	313384FU8	411	FHLB D N	11/17/2014	5/19/2015		0.110%	0.110%	2,400,000	2,398,658.00	330.00	2,399,356.00	368.00
160996	313384FV6	411	FHLB D N	10/24/2014	5/20/2015		0.095%	0.095%	7,000,000	6,996,157.78	1,274.58	6,998,108.06	675.70
161297	313384FX2	411	FHLB D N	11/24/2014	5/22/2015		0.113%	0.113%	1,500,000	1,499,160.94	178.12	1,499,588.75	249.69
160576	313384GB9	411	FHLB D N	9/16/2014	5/26/2015		0.110%	0.110%	3,200,000	3,197,536.00	1,046.22	3,199,097.78	515.56
161591	313396GB3	411	FHLMC D N	12/19/2014	5/26/2015		0.190%	0.190%	3,740,000	3,736,881.26	256.61	3,738,945.53	1,807.66
160773	313396GC1	411	FHLMC D N	10/2/2014	5/27/2015		0.100%	0.100%	2,400,000	2,398,420.00	606.67	2,399,318.67	292.00
161342	313384GC7	411	FHLB D N	12/2/2014	5/27/2015		0.125%	0.125%	6,656,000	6,651,932.44	693.33	6,654,110.44	1,484.67
161416	313384GC7	411	FHLB D N	12/9/2014	5/27/2015		0.140%	0.140%	2,200,000	2,198,554.11	196.78	2,199,375.44	624.55
161019	313312GD6	411	FFCB D N	10/28/2014	5/28/2015		0.100%	0.100%	4,000,000	3,997,644.44	722.22	3,998,856.67	490.01
160999	313312GE4	411	FFCB D N	10/24/2014	5/29/2015		0.100%	0.100%	3,672,000	3,669,786.60	703.80	3,670,943.28	452.88
161417	313384GE3	411	FHLB D N	12/9/2014	5/29/2015		0.140%	0.140%	1,700,000	1,698,869.50	152.06	1,699,510.78	489.22
160831	313588GH2	411	FNMA D N	10/9/2014	6/1/2015		0.080%	0.080%	1,100,000	1,099,425.56	205.33	1,099,677.03	46.14
160985	313384GH6	411	FHLB D N	10/23/2014	6/1/2015		0.085%	0.085%	1,900,000	1,899,008.57	314.03	1,899,442.14	119.54
160998	313588GH2	411	FNMA D N	10/24/2014	6/1/2015		0.100%	0.100%	1,100,000	1,099,327.78	210.83	1,099,677.03	138.42
161145	313588GH2	411	FNMA D N	11/7/2014	6/1/2015		0.110%	0.110%	1,400,000	1,399,118.78	235.28	1,399,588.94	234.88
161442	313588GK5	411	FNMA D N	12/10/2014	6/3/2015		0.140%	0.140%	1,398,000	1,397,048.58	119.61	1,397,584.10	415.91
161000	313396GR8	411	FHLMC D N	10/24/2014	6/9/2015		0.100%	0.100%	1,415,000	1,414,103.83	271.21	1,414,562.53	187.49
161090	313396GR8	411	FHLMC D N	11/4/2014	6/9/2015		0.120%	0.120%	800,000	799,421.33	154.67	799,752.67	176.67
161172	313396GR8	411	FHLMC D N	11/12/2014	6/9/2015		0.120%	0.120%	1,234,000	1,233,140.31	205.67	1,233,618.49	272.51
161441	313384GS2	411	FHLB D N	12/10/2014	6/10/2015		0.150%	0.150%	1,000,000	999,241.67	91.67	999,688.89	355.55
161234	313396GT4	411	FHLMC D N	11/18/2014	6/11/2015		0.115%	0.115%	3,825,000	3,822,495.16	537.62	3,823,802.56	769.78
160577	313396GY3	411	FHLMC D N	9/16/2014	6/16/2015		0.145%	0.145%	950,000	948,955.40	409.42	949,693.36	328.54
157864	3134G4PC6	411	FHLMC STEP UP	12/17/2013	6/17/2015	3/17/2015	1.375%	1.375%	1,000,000	1,000,000.00	534.72	1,001,710.00	1,710.00
161296	313396GZ0	411	FHLMC D N	11/24/2014	6/17/2015		0.105%	0.105%	8,000,000	7,995,216.67	886.67	7,997,402.22	1,298.88
161535	313588GZ2	411	FNMA D N	12/17/2014	6/17/2015		0.155%	0.155%	4,581,000	4,577,410.28	295.86	4,579,512.45	1,806.31
161241	313396HB2	411	FHLMC D N	11/19/2014	6/19/2015		0.105%	0.105%	2,886,000	2,884,215.49	361.95	2,885,051.63	474.19
161620	313312HP8	411	FFCB D N	12/23/2014	7/1/2015		0.170%	0.170%	2,428,000	2,425,821.55	103.19	2,426,779.26	854.52
161091	313384HW2	411	FHLB D N	11/4/2014	7/8/2015		0.120%	0.120%	946,000	945,224.28	182.89	945,555.38	148.21
161536	313312JK7	411	FFCB D N	12/17/2014	7/21/2015		0.160%	0.160%	4,306,000	4,301,866.24	287.07	4,303,595.82	1,442.51
161590	313312MP2	411	FFCB D N	12/19/2014	10/5/2015		0.220%	0.220%	5,000,000	4,991,138.89	397.22	4,993,850.00	2,313.89

MIAMI-DADE COUNTY
REPORT WRITER
AS OF DATE: December 31, 2014
SORTING ORDER: FUND ICC#

INVSMT NUMBER	CUSIP NUMBER	FUND NUMBER	DESCRIPTION	PURCHASE SET DATE	MATURITY DATE	CALL DATE	INTEREST RATE	YTM TRADING	SCHEDULED PAR VALUE	CURRENT BOOK VALUE	PERIOD-END INTEREST ACCRL	MARKET VALUE	UNREALIZED GAIN/LOSS
161018	3136G0N72	411	FNMA STEP UP	10/25/2014	10/25/2015	1/25/2015	0.850%	0.850%	2,000,000	2,000,000.00	3,116.67	1,996,860.00	(3,140.00)
161301	3134G5PX7	411	FHLMC STEP UP	11/28/2014	11/27/2015	2/27/2015	0.750%	0.750%	2,000,000	2,000,000.00	1,375.00	1,995,180.00	(4,820.00)
156413	3136G1N62	411	FNMA STEP UP	6/24/2013	12/13/2015	3/13/2015	0.800%	1.714%	1,000,000	991,121.95	400.00	990,120.00	(1,001.95)
161504	3136G07A3	411	FNMA STEP UP	12/13/2014	12/13/2015	3/13/2015	0.800%	0.800%	1,500,000	1,500,000.00	600.00	1,494,360.00	(5,640.00)
161652	3136G13P2	411	FNMA STEP UP	12/26/2014	12/26/2015	3/26/2015	0.800%	0.800%	1,500,000	1,500,000.00	166.67	1,493,055.00	(6,945.00)
154895	3136G1ET2	411	FNMA STEP UP	3/6/2013	3/6/2016	3/6/2015	1.000%	1.008%	1,500,000	1,499,813.19	4,791.67	1,494,135.00	(5,678.19)
160548	3130A2YF7	411	FHLB STEP UP	9/30/2014	3/27/2016	3/27/2015	1.000%	1.017%	1,500,000	1,499,625.00	3,791.67	1,495,860.00	(3,765.00)
160547	3133EDV66	411	FFCB - BULLET	9/18/2014	4/18/2016		0.450%	0.450%	1,500,000	1,500,000.00	1,368.75	1,501,755.00	1,755.00
161072	3136G0S69	411	FNMA STEP UP	10/30/2014	4/30/2016	1/30/2015	0.750%	0.750%	2,000,000	2,000,000.00	2,541.67	1,991,180.00	(8,820.00)
159443	3134G55U5	411	FHLMC STEP UP	5/28/2014	5/28/2016		1.125%	1.125%	2,500,000	2,500,000.00	2,578.13	2,504,000.00	4,000.00
161621	3130A3TZ7	411	FHLB STEP UP	12/26/2014	6/26/2016	3/26/2015	1.000%	1.000%	1,500,000	1,500,000.00	208.33	1,499,595.00	(405.00)
161623	3130A3MT8	411	FHLB STEP UP	12/30/2014	12/30/2016	6/30/2015	1.500%	1.551%	1,000,000	999,000.00	41.67	1,000,060.00	1,060.00
161624	3134G5TJ4	411	FHLMC STEP UP	12/30/2014	12/30/2016	3/30/2015	1.650%	1.650%	1,000,000	1,000,000.00	45.83	1,000,430.00	430.00
161647	3133EEFZ8	411	FFCB - BULLET	12/24/2014	2/23/2017		0.700%	0.851%	14,000,000	13,955,192.22	2,177.78	13,953,520.00	(1,400.00)
152277	3133EATE8	411	FFCB - BULLET	6/22/2012	6/8/2017		0.900%	0.940%	1,650,000	1,648,388.89	948.75	1,644,654.00	(3,734.89)
152166	3134G3XH8	411	FHLMC C I	6/28/2012	6/28/2017	3/28/2015	1.125%	1.125%	1,000,000	1,000,000.00	93.75	1,000,630.00	630.00
159950	3133EDQM7	411	FFCB - BULLET	7/17/2014	7/17/2017		1.000%	1.000%	2,000,000	2,000,000.00	9,111.11	1,996,220.00	(3,780.00)
160327	3134G5GM1	411	FHLMC STEP UP	8/28/2014	8/28/2017	2/28/2015	1.700%	1.707%	2,000,000	1,999,600.00	11,616.67	1,986,980.00	(12,620.00)
153188	3133EAS33	411	FFCB C I	9/6/2012	9/5/2017	1/8/2015	0.990%	0.990%	1,500,000	1,500,000.00	4,785.00	1,490,775.00	(9,225.00)
153326	3134G3M23	411	FHLMC C I	9/28/2012	9/28/2017	3/28/2015	1.020%	1.020%	2,000,000	2,000,000.00	5,270.00	1,992,100.00	(7,900.00)
154237	3136G14K2	411	FNMA C I	12/21/2012	12/21/2017	3/21/2015	0.900%	0.910%	1,000,000	999,700.17	250.00	987,220.00	(12,480.17)
155159	3135G0VL4	411	FNMA C I	3/20/2013	3/20/2018	3/20/2015	1.125%	1.132%	1,500,000	1,499,633.13	4,734.38	1,486,725.00	(12,908.13)
155910	3135G0XK4	411	FNMA C I	5/30/2013	5/25/2018	2/25/2015	1.050%	1.050%	2,000,000	2,000,000.00	2,100.00	1,958,760.00	(41,240.00)
156425	3135G0XX6	411	FNMA C I	6/24/2013	5/25/2018	2/25/2015	1.500%	1.646%	1,500,000	1,492,673.30	2,250.00	1,497,795.00	5,121.70
156021	3134G46D5	411	FHLMC C I	6/12/2013	6/12/2018	3/12/2015	1.200%	1.204%	2,000,000	1,999,720.27	1,266.67	1,977,800.00	(21,920.27)
159719	3130A1Y44	411	FHLB C I	6/24/2014	5/28/2019	1/8/2015	1.900%	1.900%	2,500,000	2,500,000.00	4,354.17	2,492,850.00	(7,150.00)
159726	3130A2BX3	411	FHLB STEP UP	6/26/2014	5/28/2019	3/26/2015	1.625%	1.625%	2,520,000	2,520,000.00	568.75	2,526,325.20	6,325.20
411 Total									408,165,000	407,910,999.73	187,818.60	407,869,558.18	(133,501.51)
160230	313396BT9	414	FHLMC D N	8/15/2014	2/1/2015		0.095%	0.095%	7,100	7,096.63	2.60	7,099.60	0.37
160231	313396BT9	414	FHLMC D N	8/15/2014	2/1/2015		0.095%	0.095%	13,900	13,893.40	5.10	13,899.21	0.71
160881	313396BV4	414	FHLMC D N	10/15/2014	2/13/2015		0.060%	0.060%	21,298	21,293.70	2.77	21,296.73	0.26
160882	313396BV4	414	FHLMC D N	10/15/2014	2/13/2015		0.060%	0.060%	41,702	41,693.60	5.41	41,699.51	0.50
160883	313588CX1	414	FNMA D N	10/15/2014	3/11/2015		0.065%	0.065%	148,000	147,960.72	20.84	147,982.98	1.42
160560	313312CY4	414	FFCB D N	9/15/2014	3/12/2015		0.090%	0.090%	215,458	215,362.12	58.17	215,432.86	12.57
160561	313312CY4	414	FFCB D N	9/15/2014	3/12/2015		0.090%	0.090%	12,542	12,536.42	3.39	12,540.54	0.73
160748	313384DP1	414	FHLB D N	10/1/2014	3/27/2015		0.065%	0.065%	382,323	382,200.82	63.51	382,268.84	4.51
160749	313384DP1	414	FHLB D N	10/1/2014	3/27/2015		0.065%	0.065%	394,677	394,550.86	65.56	394,621.09	4.67
160884	313588EJ0	414	FNMA D N	10/15/2014	4/15/2015		0.065%	0.065%	3,976,674.79	3,976,674.79	560.23	3,977,177.56	(57.46)
160885	313588EJ0	414	FNMA D N	10/15/2014	4/15/2015		0.065%	0.065%	120,018	119,978.56	16.90	119,993.73	(1.73)
161209	313312FM7	414	FFCB D N	11/14/2014	5/12/2015		0.100%	0.100%	7,093	7,089.47	0.95	7,091.19	0.77
161210	313312FM7	414	FFCB D N	11/14/2014	5/12/2015		0.100%	0.100%	6,907	6,903.57	0.92	6,905.24	0.75
161338	313588GH2	414	FNMA D N	12/1/2014	6/1/2015		0.095%	0.095%	891,890	891,461.65	72.96	891,628.13	93.52
161339	313588GH2	414	FNMA D N	12/1/2014	6/1/2015		0.095%	0.095%	927,110	926,664.72	75.84	926,837.79	97.23
161489	313384GX1	414	FHLB D N	12/15/2014	6/15/2015		0.090%	0.090%	100,151	100,105.43	4.26	100,118.87	9.18
161490	313384GX1	414	FHLB D N	12/15/2014	6/15/2015		0.090%	0.090%	24,332	24,320.93	1.03	24,324.19	2.23
161491	313384GX1	414	FHLB D N	12/15/2014	6/15/2015		0.090%	0.090%	811,838	811,468.61	34.50	811,577.54	74.43
161492	313384GX1	414	FHLB D N	12/15/2014	6/15/2015		0.090%	0.090%	94,498	94,455.00	4.02	94,467.68	8.66
161493	313384GX1	414	FHLB D N	12/15/2014	6/15/2015		0.090%	0.090%	124,619	124,562.30	5.30	124,579.02	11.42
161494	313384GX1	414	FHLB D N	12/15/2014	6/15/2015		0.090%	0.090%	1,407,266	1,406,625.70	59.81	1,406,814.50	128.99
161495	313384GX1	414	FHLB D N	12/15/2014	6/15/2015		0.090%	0.090%	164,866	164,790.99	7.01	164,813.11	15.11
161496	313384GX1	414	FHLB D N	12/15/2014	6/15/2015		0.090%	0.090%	98,214	98,169.31	4.17	98,182.49	9.01
161497	313384GX1	414	FHLB D N	12/15/2014	6/15/2015		0.090%	0.090%	804,840	804,473.80	34.21	804,581.78	73.77
161498	313384GX1	414	FHLB D N	12/15/2014	6/15/2015		0.090%	0.090%	499,491	499,263.73	21.23	499,330.75	45.79
161499	313384GX1	414	FHLB D N	12/15/2014	6/15/2015		0.090%	0.090%	379,030	378,857.54	16.11	378,908.39	34.74
161500	313384GX1	414	FHLB D N	12/15/2014	6/15/2015		0.090%	0.090%	221,293	221,192.31	9.41	221,222.00	20.28
161501	313384GX1	414	FHLB D N	12/15/2014	6/15/2015		0.090%	0.090%	203,562	203,469.38	8.65	203,496.69	18.66

MIAMI-DADE COUNTY
REPORT WRITER
AS OF DATE: December 31, 2014
SORTING ORDER: FUND ICC#

INVSMT NUMBER	CUSIP NUMBER	FUND NUMBER	DESCRIPTION	PURCHASE SET DATE	MATURITY DATE	CALL DATE	INTEREST RATE	YTM TRADING	SCHEDULED PAR VALUE	CURRENT BOOK VALUE	PERIOD-END INTEREST ACCRL	MARKET VALUE	UNREALIZED GAIN/LOSS
414 Total									12,102,000	12,097,116.06	1,164.86	12,098,892.01	611.09
161279	313384BD0	511	FHLB D N	11/21/2014	1/28/2015		0.075%	0.075%	500,000	499,929.17	42.71	499,981.25	9.37
511 Total									500,000	499,929.17	42.71	499,981.25	9.37
161278	313384BD0	522	FHLB D N	11/21/2014	1/28/2015		0.080%	0.080%	600,000	599,909.33	54.67	599,977.50	13.50
522 Total									600,000	599,909.33	54.67	599,977.50	13.50
161341	313384AG4	555	FHLB D N	12/1/2014	1/7/2015		0.060%	0.060%	2,000,000	1,999,876.67	103.33	1,999,983.33	3.33
161445	313396AH6	555	FHLMC D N	12/11/2014	1/8/2015		0.060%	0.060%	2,422,000	2,421,886.97	84.77	2,421,976.45	4.71
161537	313396BD4	555	FHLMC D N	12/17/2014	1/28/2015		0.080%	0.080%	1,000,000	999,906.67	33.33	999,962.50	22.50
161645	313384BK4	555	FHLB D N	12/24/2014	2/3/2015		0.090%	0.090%	2,000,000	1,999,795.00	40.00	1,999,908.33	73.33
555 Total									7,422,000	7,421,465.31	261.43	7,421,830.61	103.87
161646	313396AR4	566	FHLMC D N	12/24/2014	1/16/2015		0.080%	0.080%	900,000	899,954.00	16.00	899,981.25	11.25
566 Total									900,000	899,954.00	16.00	899,981.25	11.25
151205	WACHOVIA8	700	WACHOVIA INT BEARING	3/1/2012	1/1/2015		0.000%	0.000%	0	0.00	0.00	0.00	0.00
161662	313396AH6	700	FHLMC D N	12/29/2014	1/8/2015		0.050%	0.050%	2,100,000	2,099,970.83	8.75	2,099,979.58	0.00
700 Total									2,100,000	2,099,970.83	8.75	2,099,979.58	0.00
151206	825252869	712	AIM MONEY MARKET - D	3/1/2012	1/1/2015		0.010%	0.010%	1,531,400	1,531,400.00	0.03	1,531,400.00	0.00
159122	313588AE5	712	FNMA D N	4/23/2014	1/5/2015		0.075%	0.075%	1,300,000	1,299,303.96	685.21	1,299,992.78	3.61
160000	313588AE5	712	FNMA D N	7/23/2014	1/5/2015		0.090%	0.089%	1,000	999.59	0.40	999.99	0.00
159123	313396AG8	712	FHLMC D N	4/23/2014	1/7/2015		0.070%	0.070%	1,425,000	1,425,281.85	701.51	1,425,988.12	4.76
161466	313384AH2	712	FHLB D N	12/12/2014	1/8/2015		0.045%	0.045%	43,600	43,598.53	1.09	43,599.58	(0.04)
161584	313384AJ8	712	FHLB D N	12/18/2014	1/9/2015		0.080%	0.065%	500	499.98	0.01	499.99	0.00
159371	313396AN3	712	FHLMC D N	5/15/2014	1/13/2015		0.070%	0.070%	7,000,000	6,996,692.50	3,144.17	6,999,883.33	46.66
159595	313396AN3	712	FHLMC D N	6/12/2014	1/13/2015		0.085%	0.085%	1,515,000	1,514,230.93	726.15	1,514,974.75	17.67
159658	313396AN3	712	FHLMC D N	6/18/2014	1/13/2015		0.095%	0.095%	1,708,000	1,707,057.99	887.92	1,707,971.53	25.62
159683	313396AN3	712	FHLMC D N	6/19/2014	1/13/2015		0.085%	0.085%	9,391,000	9,386,387.97	4,345.95	9,390,843.48	109.56
159697	313396AN3	712	FHLMC D N	6/20/2014	1/13/2015		0.090%	0.090%	600,000	599,689.50	292.50	599,990.00	8.00
159715	313396AN3	712	FHLMC D N	6/23/2014	1/13/2015		0.090%	0.090%	501,000	500,744.49	240.48	500,991.65	6.68
159124	313396AP8	712	FHLMC D N	4/23/2014	1/14/2015		0.070%	0.070%	2,000,000	1,998,965.56	983.88	1,999,963.89	14.45
159531	313384AP4	712	FHLB D N	6/5/2014	1/14/2015		0.085%	0.085%	933,000	932,508.75	462.61	932,983.15	11.79
159823	313384AP4	712	FHLB D N	6/9/2014	1/14/2015		0.080%	0.080%	1,000,000	999,513.33	457.78	999,981.94	10.83
160048	313396AP8	712	FHLMC D N	7/29/2014	1/14/2015		0.090%	0.090%	595,000	594,748.61	232.05	594,989.26	8.60
160120	313384AP4	712	FHLB D N	8/4/2014	1/14/2015		0.095%	0.095%	400,000	399,827.94	158.34	399,992.78	6.50
160163	313396AP8	712	FHLMC D N	8/8/2014	1/14/2015		0.090%	0.090%	376,500	376,350.34	137.42	376,493.20	5.44
160269	313588AP0	712	FNMA D N	8/20/2014	1/14/2015		0.080%	0.080%	1,471,000	1,470,519.47	438.03	1,470,973.44	15.94
160818	313588AP0	712	FNMA D N	10/6/2014	1/14/2015		0.040%	0.040%	1,266,000	1,265,859.33	122.38	1,265,977.14	(4.57)
160946	313396AP8	712	FHLMC D N	10/20/2014	1/14/2015		0.050%	0.050%	1,105,000	1,104,868.01	112.04	1,104,980.05	0.00
161572	313384AP4	712	FHLB D N	12/18/2014	1/14/2015		0.060%	0.060%	1,600,000	1,599,928.00	37.33	1,599,971.11	5.78
161599	313384AP4	712	FHLB D N	12/19/2014	1/14/2015		0.080%	0.080%	1,617,300	1,617,206.55	46.73	1,617,270.80	17.52
161622	313588AP0	712	FNMA D N	12/23/2014	1/14/2015		0.070%	0.070%	1,500,000	1,499,935.83	26.25	1,499,972.92	10.84
160895	313312AQ3	712	FFCB D N	10/15/2014	1/15/2015		0.040%	0.040%	4,000,000	3,999,591.11	346.67	3,999,922.22	(15.56)
160897	313312AQ3	712	FFCB D N	10/15/2014	1/15/2015		0.040%	0.040%	4,500,000	4,499,540.00	390.00	4,499,912.50	(17.50)
160942	313588AQ8	712	FNMA D N	10/17/2014	1/15/2015		0.045%	0.045%	1,230,000	1,229,861.63	116.85	1,229,976.08	(2.40)
161454	313588AQ8	712	FNMA D N	12/11/2014	1/15/2015		0.060%	0.060%	1,114,400	1,114,334.99	39.01	1,114,378.33	4.33
159237	313396AR4	712	FHLMC D N	5/5/2014	1/16/2015		0.090%	0.090%	1,087,000	1,086,304.32	654.92	1,086,977.35	18.11
159255	313396AR4	712	FHLMC D N	5/6/2014	1/16/2015		0.090%	0.090%	1,396,000	1,395,110.05	837.60	1,395,970.92	23.27
159275	313396AR4	712	FHLMC D N	5/7/2014	1/16/2015		0.090%	0.090%	1,468,000	1,467,067.82	877.13	1,467,969.42	24.47
161687	313396AR4	712	FHLMC D N	12/31/2014	1/16/2015		0.010%	0.010%	1,201,000	1,200,994.66	0.33	1,200,974.98	(20.01)
159421	313384AV1	712	FHLB D N	5/22/2014	1/20/2015		0.080%	0.080%	1,728,000	1,727,066.88	860.16	1,727,954.40	27.36
159169	3130A1QE1	712	FHLB - BULLET	4/25/2014	1/21/2015		0.090%	0.113%	3,000,000	2,999,828.75	525.00	2,999,910.00	81.25
159497	313396AW3	712	FHLMC D N	6/2/2014	1/21/2015		0.080%	0.080%	600,000	599,689.33	284.00	599,983.33	10.00
161051	313396AW3	712	FHLMC D N	10/29/2014	1/21/2015		0.050%	0.050%	600,000	599,930.00	53.33	599,983.33	0.00
161322	313396AW3	712	FHLMC D N	11/26/2014	1/21/2015		0.060%	0.064%	200	199.98	0.01	199.99	0.00
161017	313396AX1	712	FHLMC D N	10/27/2014	1/22/2015		0.040%	0.040%	1,995,000	1,994,807.15	146.30	1,994,941.81	(11.64)
159145	313384BB4	712	FHLB D N	4/24/2014	1/26/2015		0.090%	0.090%	1,000,000	999,307.50	630.00	999,965.28	27.78
160603	313588BD6	712	FNMA D N	9/17/2014	1/28/2015		0.050%	0.050%	600,000	599,889.17	88.33	599,977.50	0.00
161028	313588BD6	712	FNMA D N	10/28/2014	1/28/2015		0.050%	0.050%	800,000	799,897.78	72.22	799,970.00	0.00

MIAMI-DADE COUNTY
REPORT WRITER
AS OF DATE: December 31, 2014
SORTING ORDER: FUND ICC#

INVSMT NUMBER	CUSIP NUMBER	FUND NUMBER	DESCRIPTION	PURCHASE SET DATE	MATURITY DATE	CALL DATE	INTEREST RATE	YTM TRADING	SCHEDULED PAR VALUE	CURRENT BOOK VALUE	PERIOD-END INTEREST ACCRL	MARKET VALUE	UNREALIZED GAIN/LOSS
159372	313396BE2	712	FHLMC D N	5/15/2014	1/29/2015		0.070%	0.070%	3,231,000	3,229,372.83	1,451.26	3,230,874.35	50.26
159125	313396BK8	712	FHLMC D N	4/23/2014	2/3/2015		0.080%	0.080%	1,400,000	1,399,110.22	787.11	1,399,935.83	38.50
161639	313312BL3	712	FFCB D N	12/24/2014	2/4/2015		0.060%	0.060%	302,000	301,978.86	4.03	301,985.74	2.85
159908	313396BM4	712	FHLMC D N	7/14/2014	2/5/2015		0.085%	0.085%	1,100,000	1,099,464.97	444.13	1,099,946.53	37.43
159232	313396BR3	712	FHLMC D N	5/2/2014	2/9/2015		0.085%	0.085%	1,839,000	1,837,771.19	1,059.47	1,838,900.39	69.73
159238	313396BR3	712	FHLMC D N	5/5/2014	2/9/2015		0.085%	0.085%	1,161,000	1,160,232.45	660.64	1,160,937.11	44.02
159498	313396BR3	712	FHLMC D N	6/2/2014	2/9/2015		0.085%	0.085%	139,000	138,917.30	69.90	138,992.47	5.27
160585	313588BT1	712	FNMA D N	9/16/2014	2/11/2015		0.070%	0.070%	3,139,300	3,138,396.58	653.15	3,139,121.23	71.50
160604	313588BT1	712	FNMA D N	9/17/2014	2/11/2015		0.065%	0.065%	440,000	439,883.22	84.21	439,974.94	7.51
159910	313396BU6	712	FHLMC D N	7/14/2014	2/12/2015		0.090%	0.090%	800,000	799,574.00	342.00	799,953.33	37.33
159146	313396BZ5	712	FHLMC D N	4/24/2014	2/17/2015		0.070%	0.070%	3,000,000	2,998,255.83	1,470.00	2,999,804.17	78.34
159909	313396CB7	712	FHLMC D N	7/14/2014	2/19/2015		0.090%	0.090%	781,000	780,570.45	333.88	780,946.85	42.52
159449	313312CC2	712	FFCB D N	5/28/2014	2/20/2015		0.100%	0.100%	2,000,000	1,998,511.11	1,211.11	1,999,861.11	138.89
160083	313312CC2	712	FFCB D N	7/31/2014	2/20/2015		0.110%	0.110%	600,400	600,025.75	282.52	600,358.31	50.04
161085	313312CC2	712	FFCB D N	11/3/2014	2/20/2015		0.060%	0.060%	2,000,000	1,999,636.67	196.66	1,999,861.11	27.78
159173	313396CG6	712	FHLMC D N	4/25/2014	2/24/2015		0.090%	0.090%	800,000	799,390.00	502.00	799,940.00	48.00
159945	313396CG6	712	FHLMC D N	7/17/2014	2/24/2015		0.100%	0.100%	3,985,000	3,982,542.58	1,859.67	3,984,701.13	298.88
159957	313396CG6	712	FHLMC D N	7/18/2014	2/24/2015		0.100%	0.100%	726,000	725,554.32	336.78	725,945.55	54.45
159998	313396CG6	712	FHLMC D N	7/23/2014	2/24/2015		0.100%	0.100%	1,474,300	1,473,415.42	663.44	1,474,189.43	110.57
160031	313396CG6	712	FHLMC D N	7/25/2014	2/24/2015		0.100%	0.100%	1,000,000	999,405.56	444.44	999,925.00	75.00
160033	313396CG6	712	FHLMC D N	7/28/2014	2/24/2015		0.100%	0.100%	464,000	463,728.04	202.36	463,965.20	34.80
160348	313396CG6	712	FHLMC D N	8/26/2014	2/24/2015		0.090%	0.090%	800,000	799,636.00	256.00	799,940.00	48.00
160434	313588CH6	712	FNMA D N	9/2/2014	2/25/2015		0.086%	0.086%	882,000	881,629.17	254.95	881,932.63	48.51
160458	313588CH6	712	FNMA D N	9/3/2014	2/25/2015		0.083%	0.083%	4,638,000	4,636,128.70	1,283.18	4,637,645.71	233.83
160799	313588CH6	712	FNMA D N	10/3/2014	2/25/2015		0.055%	0.055%	1,700,000	1,699,623.40	233.75	1,699,870.14	12.99
160870	313384CHO	712	FHLB D N	10/14/2014	2/25/2015		0.055%	0.055%	1,348,000	1,347,724.03	162.70	1,347,897.03	10.30
161641	313384CHO	712	FHLB D N	12/24/2014	2/25/2015		0.090%	0.090%	2,453,200	2,452,813.62	49.06	2,453,012.60	149.92
161029	313588CJ2	712	FNMA D N	10/28/2014	2/26/2015		0.080%	0.080%	1,200,000	1,199,677.33	173.34	1,199,906.67	56.00
161068	313588CJ2	712	FNMA D N	10/30/2014	2/26/2015		0.065%	0.065%	495,000	494,893.64	56.31	494,961.50	11.55
161111	313588CJ2	712	FNMA D N	11/5/2014	2/26/2015		0.065%	0.065%	590,000	589,879.62	60.72	589,954.11	13.77
161129	313588CJ2	712	FNMA D N	11/6/2014	2/26/2015		0.070%	0.070%	514,000	513,888.06	55.97	513,960.02	15.99
161218	313588CJ2	712	FNMA D N	11/14/2014	2/26/2015		0.080%	0.080%	600,000	599,861.33	64.00	599,953.33	28.00
159930	313588CN3	712	FNMA D N	7/16/2014	3/2/2015		0.105%	0.105%	901,000	900,398.21	444.12	900,909.90	67.57
160194	313588CN3	712	FNMA D N	8/13/2014	3/2/2015		0.105%	0.105%	1,474,000	1,473,135.87	606.18	1,473,852.60	110.55
160209	313588CN3	712	FNMA D N	8/14/2014	3/2/2015		0.100%	0.100%	2,124,000	2,122,820.00	826.00	2,123,787.60	141.60
159980	313396CR2	712	FHLMC D N	7/22/2014	3/5/2015		0.085%	0.085%	600,000	599,679.83	230.92	599,937.00	26.25
160145	313396CR2	712	FHLMC D N	8/6/2014	3/5/2015		0.085%	0.085%	601,000	600,700.59	210.01	600,936.90	26.30
160228	313384CS6	712	FHLB D N	8/15/2014	3/6/2015		0.120%	0.120%	1,260,000	1,259,147.40	583.80	1,259,865.60	134.40
160587	313396CX9	712	FHLMC D N	9/16/2014	3/11/2015		0.085%	0.085%	979,000	978,593.17	247.33	978,887.42	46.92
160229	313312CY4	712	FFCB D N	8/15/2014	3/12/2015		0.100%	0.100%	1,333,000	1,332,226.12	514.69	1,332,844.48	103.67
160237	313312CY4	712	FFCB D N	8/18/2014	3/12/2015		0.100%	0.100%	374,000	373,785.99	141.29	373,956.37	29.09
160213	313588DC6	712	FNMA D N	8/14/2014	3/16/2015		0.115%	0.115%	1,500,000	1,498,974.58	670.84	1,499,815.00	169.58
159946	313396DD2	712	FHLMC D N	7/17/2014	3/17/2015		0.105%	0.105%	1,301,000	1,300,077.92	637.49	1,300,837.38	121.97
160607	313396DF7	712	FHLMC D N	9/17/2014	3/19/2015		0.075%	0.075%	2,828,000	2,826,921.83	624.51	2,827,637.07	90.73
161153	313396DF7	712	FHLMC D N	11/10/2014	3/19/2015		0.075%	0.075%	615,000	614,834.72	66.62	614,921.08	19.74
161203	313396DM2	712	FHLMC D N	11/13/2014	3/25/2015		0.080%	0.080%	304,000	303,910.83	33.10	303,957.95	14.02
161663	313396DM2	712	FHLMC D N	12/29/2014	3/25/2015		0.120%	0.120%	1,000,000	999,713.33	10.00	999,861.67	138.34
159958	313312DU1	712	FFCB D N	7/18/2014	4/1/2015		0.100%	0.100%	404,500	404,211.23	187.64	404,429.21	30.34
160151	313312ED8	712	FFCB D N	8/7/2014	4/10/2015		0.120%	0.120%	298,600	298,355.15	146.31	298,542.52	41.06
161084	313396GC1	712	FHLMC D N	11/3/2014	5/27/2015		0.095%	0.095%	307,600	307,433.60	47.89	307,512.68	31.19
160608	313312LN8	712	FFCB D N	9/17/2014	9/10/2015		0.170%	0.170%	1,001,500	999,806.91	501.31	1,000,448.43	140.21
154688	3136G1DA4	712	FNMA STEP UP	2/28/2013	2/28/2016	2/28/2015	1.000%	1.000%	1,200,000	1,200,000.00	4,100.00	1,197,720.00	(2,280.00)
153225	3133EAU22	712	FFCB C I	9/12/2012	9/12/2016	1/8/2015	0.680%	0.680%	3,700,000	3,700,000.00	7,617.89	3,686,865.00	(13,135.00)
153217	3133EAK98	712	FFCB C I	9/13/2012	2/15/2017	1/8/2015	0.850%	0.862%	1,000,000	999,717.20	3,211.11	997,840.00	(1,877.20)
152804	3135G0NF6	712	FNMA C I	8/21/2012	8/21/2017	1/21/2015	1.000%	1.000%	1,200,000	1,200,000.00	4,333.33	1,194,228.00	(5,772.00)
153227	313380P92	712	FHLB C I	9/26/2012	9/26/2017	1/8/2015	1.000%	1.003%	3,300,000	3,299,703.17	8,708.33	3,274,128.00	(25,575.17)

MIAMI-DADE COUNTY
REPORT WRITER
AS OF DATE: December 31, 2014
SORTING ORDER: FUND ICC#

INVSMT NUMBER	CUSIP NUMBER	FUND NUMBER	DESCRIPTION	PURCHASE SET DATE	MATURITY DATE	CALL DATE	INTEREST RATE	YTM TRADING	SCHEDULED PAR VALUE	CURRENT BOOK VALUE	PERIOD-END INTEREST ACCRL	MARKET VALUE	UNREALIZED GAIN/LOSS
154705	3135G0UH4	712	FNMA C I	2/22/2013	2/22/2018	2/22/2015	1.200%	1.204%	2,300,000	2,299,677.80	9,890.00	2,278,564.00	(21,113.80)
157719	3135G0XD0	712	FNMA C I	5/21/2013	5/21/2018	2/21/2015	1.000%	1.015%	2,400,000	2,398,742.17	2,666.67	2,367,480.00	(31,262.17)
155991	3133836L0	712	FHLB C I	5/28/2013	5/24/2018	1/24/2015	1.200%	1.206%	3,500,000	3,499,264.66	4,316.67	3,465,525.00	(33,739.66)
155955	3135G0XK4	712	FNMA C I	5/30/2013	5/25/2018	2/25/2015	1.050%	1.050%	1,700,000	1,700,000.00	1,785.00	1,664,946.00	(35,054.00)
156020	3135G0XM0	712	FNMA C I	5/30/2013	5/25/2018	2/25/2015	1.125%	1.130%	1,900,000	1,899,667.16	2,137.50	1,882,368.00	(17,299.16)
155952	3133834Y4	712	FHLB C I	5/29/2013	5/29/2018	1/8/2015	1.040%	1.040%	1,500,000	1,500,000.00	1,386.67	1,480,170.00	(19,830.00)
156023	3134G46D5	712	FHLMC C I	6/12/2013	6/12/2018	3/12/2015	1.200%	1.200%	2,400,000	2,400,000.00	1,520.00	2,373,360.00	(26,640.00)
156025	313383AZ4	712	FHLB C I	6/13/2013	6/13/2018	3/13/2015	1.100%	1.100%	2,300,000	2,300,000.00	1,265.00	2,275,574.00	(24,426.00)
712 Total									158,409,300	158,352,531.82	95,539.08	158,140,514.70	(254,093.00)
151207	825252869	713	AIM MONEY MARKET - D	3/1/2012	1/1/2015		0.010%	0.010%	2,000,000	2,000,000.00	-0.01	2,000,000.00	0.00
160583	313588AB1	713	FNMA D N	9/16/2014	1/2/2015		0.055%	0.055%	96,700	96,684.04	15.81	96,699.87	0.02
161067	313588AG0	713	FNMA D N	10/30/2014	1/7/2015		0.040%	0.040%	913,000	912,930.00	63.91	912,992.39	(1.52)
161186	313384AG4	713	FHLB D N	11/12/2014	1/7/2015		0.060%	0.060%	999,600	999,506.70	83.30	999,591.67	1.67
161014	313396AH6	713	FHLMC D N	10/27/2014	1/8/2015		0.050%	0.050%	312,000	311,968.37	28.60	311,996.97	0.00
161127	313396AH6	713	FHLMC D N	11/6/2014	1/8/2015		0.050%	0.050%	172,000	171,984.95	13.38	171,998.33	0.00
161433	313384AH2	713	FHLB D N	12/10/2014	1/8/2015		0.070%	0.070%	5,200,000	5,199,706.77	222.45	5,199,949.44	20.22
161585	313384AJ8	713	FHLB D N	12/18/2014	1/9/2015		0.080%	0.080%	130,600	130,593.62	4.06	130,598.55	0.87
161128	313396AN3	713	FHLMC D N	11/6/2014	1/13/2015		0.060%	0.060%	1,725,000	1,724,804.50	161.00	1,724,971.25	5.75
160164	313396AP8	713	FHLMC D N	8/8/2014	1/14/2015		0.090%	0.090%	298,500	298,381.35	108.95	298,494.61	4.31
161264	313384AP4	713	FHLB D N	11/20/2014	1/14/2015		0.080%	0.080%	1,500,000	1,499,816.67	140.00	1,499,972.92	16.25
161434	313396AP8	713	FHLMC D N	12/10/2014	1/14/2015		0.050%	0.050%	1,114,000	1,113,945.85	34.04	1,113,979.89	0.00
161452	313396AP8	713	FHLMC D N	12/11/2014	1/14/2015		0.060%	0.060%	14,200	14,199.20	0.49	14,199.74	0.05
161573	313384AP4	713	FHLB D N	12/18/2014	1/14/2015		0.060%	0.060%	1,000,000	999,955.00	23.33	999,981.94	3.61
161455	313588AQ8	713	FNMA D N	12/11/2014	1/15/2015		0.060%	0.060%	885,600	885,548.34	31.00	885,582.78	3.44
161688	313396AR4	713	FHLMC D N	12/31/2014	1/16/2015		0.010%	0.010%	1,459,000	1,458,993.52	0.41	1,458,969.60	(24.33)
161263	313588AV7	713	FNMA D N	11/20/2014	1/20/2015		0.075%	0.075%	1,800,000	1,799,771.25	157.50	1,799,952.50	23.75
161052	313396AW3	713	FHLMC D N	10/29/2014	1/21/2015		0.050%	0.050%	543,000	542,936.65	48.27	542,984.92	0.00
161323	313396AW3	713	FHLMC D N	11/26/2014	1/21/2015		0.060%	0.060%	1,135,800	1,135,693.99	68.15	1,135,768.45	6.31
161217	313588AX3	713	FNMA D N	11/14/2014	1/22/2015		0.075%	0.075%	1,580,000	1,579,772.88	158.00	1,579,953.92	23.04
161262	313588BD6	713	FNMA D N	11/20/2014	1/28/2015		0.075%	0.075%	1,000,000	999,856.25	87.50	999,962.50	18.75
161437	313396BD4	713	FHLMC D N	12/10/2014	1/28/2015		0.080%	0.080%	3,200,000	3,199,651.56	156.44	3,199,880.00	72.00
161678	313384BD0	713	FHLB D N	12/30/2014	1/28/2015		0.025%	0.025%	471,000	470,990.51	0.65	470,982.34	(8.82)
161261	313588BL8	713	FNMA D N	11/20/2014	2/4/2015		0.080%	0.080%	1,246,400	1,246,189.50	116.33	1,246,341.14	35.31
161700	313384BL2	713	FHLB D N	12/31/2014	2/4/2015		0.010%	0.010%	2,100,000	2,099,979.58	0.58	2,099,900.83	(79.33)
160586	313588BT1	713	FNMA D N	9/16/2014	2/11/2015		0.070%	0.070%	60,700	60,682.53	12.63	60,696.54	1.38
161576	313588BZ7	713	FNMA D N	12/18/2014	2/17/2015		0.050%	0.050%	1,000,000	999,915.28	19.44	999,934.72	0.00
161602	313396BZ5	713	FHLMC D N	12/19/2014	2/17/2015		0.100%	0.100%	1,125,000	1,124,812.50	40.63	1,124,926.56	73.43
161577	313588CA1	713	FNMA D N	12/18/2014	2/18/2015		0.080%	0.080%	483,000	482,933.45	15.03	482,967.80	19.32
161456	313396CB7	713	FHLMC D N	12/11/2014	2/19/2015		0.100%	0.100%	700,000	699,863.89	40.83	699,952.36	47.64
161578	313396CB7	713	FHLMC D N	12/18/2014	2/19/2015		0.095%	0.095%	600,000	599,900.25	22.17	599,959.17	36.75
161579	313396CG6	713	FHLMC D N	12/18/2014	2/24/2015		0.100%	0.100%	1,100,000	1,099,792.22	42.78	1,099,917.50	82.50
161642	313384CH0	713	FHLB D N	12/24/2014	2/25/2015		0.090%	0.090%	438,800	438,730.89	8.78	438,766.48	26.81
154675	3136G1DB2	713	FNMA STEP UP	2/28/2013	2/28/2015	2/28/2015	1.000%	1.000%	1,100,000	1,100,000.00	3,758.33	1,095,721.00	(4,279.00)
161698	313588CN3	713	FNMA D N	12/31/2014	3/2/2015		0.050%	0.050%	1,250,000	1,249,894.10	1.74	1,249,875.00	(20.84)
161616	313384CQ0	713	FHLB D N	12/22/2014	3/4/2015		0.120%	0.120%	151,000	150,963.76	5.03	150,984.40	15.61
161617	313588CQ6	713	FNMA D N	12/22/2014	3/4/2015		0.140%	0.140%	400,000	399,888.00	15.56	399,958.67	55.11
154973	3136G1FW4	713	FNMA STEP UP	3/19/2013	3/19/2015	3/19/2015	1.000%	1.013%	3,500,000	3,499,784.25	9,916.67	3,486,840.00	(12,944.25)
161685	313396DF7	713	FHLMC D N	12/30/2014	3/19/2015		0.130%	0.130%	719,000	718,794.89	5.19	718,907.73	107.65
160036	313312FL9	713	FFCB D N	7/28/2014	5/11/2015		0.130%	0.130%	1,825,000	1,823,108.59	1,034.67	1,824,538.68	395.42
154894	3136G1ET2	713	FNMA STEP UP	3/6/2013	3/6/2016	3/6/2015	1.000%	1.008%	2,100,000	2,099,738.46	6,708.33	2,091,789.00	(7,949.46)
154706	3135G0UH4	713	FNMA C I	2/22/2013	2/22/2018	2/22/2015	1.200%	1.204%	2,000,000	1,999,831.89	1,560.00	1,988,816.00	(11,015.89)
713 Total									48,648,900	48,642,496.00	28,531.95	48,610,258.16	(35,226.47)
151208	825252869	714	AIM MONEY MARKET - D	3/1/2012	1/1/2015		0.010%	0.010%	4,156,600	4,156,600.00	43.71	4,156,600.00	0.00
161449	313384AG4	714	FHLB D N	12/11/2014	1/7/2015		0.060%	0.060%	7,000,000	6,999,685.00	245.00	6,999,941.67	11.67
161467	313384AH2	714	FHLB D N	12/12/2014	1/8/2015		0.045%	0.045%	2,162,000	2,161,927.03	54.05	2,161,978.98	(2.10)
161570	313396AH6	714	FHLMC D N	12/18/2014	1/8/2015		0.070%	0.070%	1,100,000	1,099,955.08	29.95	1,099,989.31	4.28

MIAMI-DADE COUNTY
REPORT WRITER
AS OF DATE: December 31, 2014
SORTING ORDER: FUND ICC#

INVSMT NUMBER	CUSIP NUMBER	FUND NUMBER	DESCRIPTION	PURCHASE SET DATE	MATURITY DATE	CALL DATE	INTEREST RATE	YTM TRADING	SCHEDULED PAR VALUE	CURRENT BOOK VALUE	PERIOD-END INTEREST ACCRL	MARKET VALUE	UNREALIZED GAIN/LOSS
161632	313384AH2	714	FHLB D N	12/24/2014	1/8/2015		0.060%	0.060%	2,100,000	2,099,947.50	28.00	2,099,979.58	4.08
161650	313396AH6	714	FHLMC D N	12/26/2014	1/8/2015		0.060%	0.060%	475,000	474,989.71	4.75	474,995.38	0.92
161686	912796DF3	714	TREASURY BILLS	12/31/2014	1/8/2015		0.010%	0.010%	25,431,000	25,430,943.49	7.06	25,431,000.00	49.45
161586	313384AJ8	714	FHLB D N	12/18/2014	1/9/2015		0.080%	0.080%	4,842,900	4,842,663.24	150.67	4,842,846.19	32.28
161614	313384AJ8	714	FHLB D N	12/22/2014	1/9/2015		0.075%	0.075%	950,000	949,964.38	19.79	949,989.44	5.27
161450	313396AM5	714	FHLMC D N	12/11/2014	1/12/2015		0.050%	0.050%	1,325,800	1,325,741.08	38.67	1,325,779.74	(0.01)
161633	313396AN3	714	FHLMC D N	12/24/2014	1/13/2015		0.060%	0.060%	4,000,000	3,999,866.67	53.33	3,999,933.33	13.33
161383	313588AP0	714	FNMA D N	12/4/2014	1/14/2015		0.060%	0.060%	5,200,000	5,199,644.67	242.66	5,199,906.11	18.78
161453	313396AP8	714	FHLMC D N	12/11/2014	1/14/2015		0.060%	0.060%	707,800	707,759.89	24.77	707,787.22	2.56
161550	313384AP4	714	FHLB D N	12/17/2014	1/14/2015		0.060%	0.060%	9,600,000	9,599,552.00	240.00	9,599,826.67	34.67
161574	313384AP4	714	FHLB D N	12/18/2014	1/14/2015		0.060%	0.060%	12,400,000	12,399,442.00	289.33	12,399,776.11	44.78
161600	313384AP4	714	FHLB D N	12/19/2014	1/14/2015		0.080%	0.080%	3,372,700	3,372,505.13	97.44	3,372,639.10	36.53
161601	313396AP8	714	FHLMC D N	12/19/2014	1/14/2015		0.100%	0.100%	10,000,000	9,999,277.78	361.11	9,999,819.44	180.55
161634	313384AP4	714	FHLB D N	12/24/2014	1/14/2015		0.060%	0.060%	1,155,000	1,154,959.58	15.40	1,154,979.15	4.17
161635	313396AP8	714	FHLMC D N	12/24/2014	1/14/2015		0.060%	0.060%	3,100,000	3,099,891.50	41.33	3,099,944.03	11.20
161575	313312AQ3	714	FFCB D N	12/18/2014	1/15/2015		0.060%	0.060%	10,000,000	9,999,533.33	233.34	9,999,805.56	38.89
161583	313588AQ8	714	FNMA D N	12/18/2014	1/15/2015		0.060%	0.060%	1,284,000	1,283,940.08	29.96	1,283,975.03	4.99
161676	313384AR0	714	FHLB D N	12/30/2014	1/16/2015		0.050%	0.050%	1,600,000	1,599,962.22	4.44	1,599,966.67	0.01
161615	313384AY5	714	FHLB D N	12/22/2014	1/23/2015		0.100%	0.100%	753,000	752,933.07	20.92	752,976.99	23.00
161637	313396AY9	714	FHLMC D N	12/24/2014	1/23/2015		0.075%	0.075%	9,000,000	8,999,437.50	150.00	8,999,725.00	137.50
161384	313384BD0	714	FHLB D N	12/4/2014	1/28/2015		0.060%	0.060%	7,000,000	6,999,358.33	326.67	6,999,737.50	52.50
161648	313384BD0	714	FHLB D N	12/26/2014	1/28/2015		0.075%	0.075%	2,749,700	2,749,510.96	34.37	2,749,596.89	51.56
161679	313384BD0	714	FHLB D N	12/30/2014	1/28/2015		0.025%	0.025%	774,000	773,984.41	1.08	773,970.98	(14.52)
161684	313384BF5	714	FHLB D N	12/30/2014	1/30/2015		0.060%	0.060%	1,260,000	1,259,934.90	4.20	1,259,949.25	10.15
714 Total									133,499,500	133,493,910.53	2,792.00	133,497,415.32	756.49
153349	316175108	740	FIDELITY GOVT FUND -	9/25/2012	1/1/2015		0.010%	0.010%	0	0.00	0.01	0.00	0.00
160788	313384DU0	740	FHLB D N	10/2/2014	4/1/2015		0.070%	0.070%	103,000	102,963.75	18.23	102,981.98	(0.01)
160811	313384DU0	740	FHLB D N	10/6/2014	4/1/2015		0.070%	0.070%	30,000,000	29,989,675.00	5,075.00	29,994,750.00	0.00
160915	313384DU0	740	FHLB D N	10/16/2014	4/1/2015		0.060%	0.060%	26,683,000	26,675,573.23	3,424.32	26,678,330.48	(667.08)
161259	313384DU0	740	FHLB D N	11/20/2014	4/1/2015		0.090%	0.090%	4,370,000	4,368,557.90	458.85	4,369,235.25	218.50
161281	313396DU4	740	FHLMC D N	11/21/2014	4/1/2015		0.090%	0.090%	2,900,000	2,899,050.25	297.25	2,899,492.50	145.00
161282	313396DU4	740	FHLMC D N	11/21/2014	4/1/2015		0.090%	0.090%	2,800,000	2,799,083.00	287.00	2,799,510.00	140.00
161283	313384DU0	740	FHLB D N	11/21/2014	4/1/2015		0.080%	0.080%	5,100,000	5,098,515.33	464.67	5,099,107.50	127.50
161293	313384DU0	740	FHLB D N	11/24/2014	4/1/2015		0.102%	0.102%	6,000,000	5,997,824.00	646.00	5,998,950.00	480.00
161294	313588DU6	740	FNMA D N	11/24/2014	4/1/2015		0.095%	0.095%	2,370,000	2,369,199.47	237.66	2,369,585.25	148.12
161538	313396DU4	740	FHLMC D N	12/17/2014	4/1/2015		0.110%	0.110%	4,500,000	4,498,556.25	206.25	4,499,212.50	450.00
161539	313588DU6	740	FNMA D N	12/17/2014	4/1/2015		0.110%	0.110%	7,000,000	6,997,754.17	320.83	6,998,775.00	700.00
161540	313396DU4	740	FHLMC D N	12/17/2014	4/1/2015		0.110%	0.110%	2,500,000	2,499,197.92	114.58	2,499,562.50	250.00
161541	313588DU6	740	FNMA D N	12/17/2014	4/1/2015		0.110%	0.110%	1,800,000	1,799,422.50	82.50	1,799,685.00	180.00
161542	313384DU0	740	FHLB D N	12/17/2014	4/1/2015		0.125%	0.125%	6,239,000	6,236,725.36	324.95	6,237,908.18	857.87
161582	313384DU0	740	FHLB D N	12/18/2014	4/1/2015		0.102%	0.102%	866,000	865,744.82	34.35	865,848.45	69.28
160812	313396MK6	740	FHLMC D N	10/6/2014	10/1/2015		0.130%	0.130%	25,043,000	25,010,444.10	7,867.68	25,012,447.54	(5,864.24)
740 Total									128,274,000	128,208,287.05	19,860.13	128,225,382.13	(2,765.06)
152295	316175108	741	FIDELITY GOVT FUND -	6/22/2012	1/1/2015		0.010%	0.010%	0	0.00	-4.19	0.00	0.00
154639	3136G1AP4	741	FNMA STEP UP	1/30/2013	1/22/2015	1/22/2015	0.700%	0.725%	1,000,000	999,873.27	3,091.67	992,430.00	(7,443.27)
158588	3130A14T2	741	FHLB STEP UP	2/28/2014	2/28/2015	2/28/2015	1.000%	1.000%	4,000,000	4,000,000.00	13,666.67	4,005,880.00	5,880.00
159075	3136G1JW0	741	FNMA STEP UP	4/18/2014	4/18/2015	1/18/2015	1.000%	1.000%	3,590,000	3,590,000.00	7,279.72	3,565,695.70	(24,304.30)
159612	313396ER0	741	FHLMC D N	6/13/2014	4/22/2015		0.120%	0.120%	47,000	46,950.96	31.65	46,989.86	7.25
154051	3136G13Q0	741	FNMA STEP UP	12/26/2012	6/26/2015	3/26/2015	0.750%	0.750%	3,488,000	3,488,000.00	363.33	3,479,035.84	(8,964.16)
156383	313383HS3	741	FHLB STEP UP	6/28/2013	6/27/2015	3/27/2015	1.125%	1.252%	2,595,000	2,593,389.25	324.37	2,597,880.45	4,491.20
160739	313396KP7	741	FHLMC D N	9/30/2014	8/18/2015		0.160%	0.160%	28,000	27,959.93	11.57	27,983.97	12.47
161291	313396KP7	741	FHLMC D N	11/24/2014	8/18/2015		0.140%	0.140%	40,000	39,958.47	5.91	39,977.10	12.72
160950	313384KS7	741	FHLB D N	10/20/2014	8/21/2015		0.130%	0.130%	343,000	342,622.22	90.42	342,801.06	88.42
160836	313396KW2	741	FHLMC D N	10/9/2014	8/25/2015		0.150%	0.150%	150,000	149,800.00	52.50	149,911.50	59.00
160501	313396LD3	741	FHLMC D N	9/9/2014	9/1/2015		0.160%	0.160%	1,345,000	1,342,865.93	681.47	1,343,638.19	90.79
160776	313384LM9	741	FHLB D N	10/2/2014	9/9/2015		0.150%	0.150%	198,000	197,717.85	75.08	197,792.93	(0.01)

MIAMI-DADE COUNTY
REPORT WRITER
AS OF DATE: December 31, 2014
SORTING ORDER: FUND ICC#

INVSMT NUMBER	CUSIP NUMBER	FUND NUMBER	DESCRIPTION	PURCHASE SET DATE	MATURITY DATE	CALL DATE	INTEREST RATE	YTM TRADING	SCHEDULED PAR VALUE	CURRENT BOOK VALUE	PERIOD-END INTEREST ACCRL	MARKET VALUE	UNREALIZED GAIN/LOSS
160638	313312LN8	741	FFCB D N	9/22/2014	9/10/2015		0.170%	0.170%	217,000	216,638.27	103.50	216,772.15	30.38
144035	31398A5R9	741	FNMA C I	11/12/2010	11/12/2015	11/12/2015	1.625%	1.646%	5,000,000	4,999,003.28	11,059.03	5,055,150.00	56,146.72
161343	313396PX5	741	FHLMC D N	12/2/2014	11/30/2015		0.187%	0.187%	1,416,000	1,413,330.01	220.66	1,413,720.24	169.57
161082	3133EEAT7	741	FFCB - BULLET	11/7/2014	12/7/2015		0.200%	0.219%	3,000,000	2,999,419.44	400.00	2,997,540.00	(1,879.44)
161399	313384QF9	741	FHLB D N	12/8/2014	12/8/2015		0.200%	0.200%	5,776,000	5,764,287.54	770.13	5,765,660.96	603.29
161505	3136G07A3	741	FNMA STEP UP	12/13/2014	12/13/2015	3/13/2015	0.800%	0.800%	1,692,000	1,692,000.00	676.80	1,685,638.08	(6,361.92)
156043	3136G1N88	741	FNMA STEP UP	6/19/2013	12/19/2015	3/19/2015	0.850%	0.856%	3,000,000	2,999,820.59	850.00	2,980,200.00	(19,620.59)
161656	3136G16W4	741	FNMA STEP UP	12/27/2014	12/27/2015	3/27/2015	0.750%	0.750%	3,138,000	3,138,000.00	261.50	3,121,148.94	(16,851.06)
161660	3136G16V6	741	FNMA STEP UP	12/27/2014	12/27/2015	6/27/2015	0.800%	0.800%	3,000,000	3,000,000.00	266.67	2,992,320.00	(7,680.00)
161037	3133EDZX3	741	FFCB - BULLET	10/29/2014	1/29/2016		0.230%	0.265%	3,500,000	3,498,460.00	1,386.39	3,494,610.00	(3,850.00)
160474	3133EDU83	741	FFCB - BULLET	9/4/2014	3/2/2016		0.400%	0.417%	2,600,000	2,599,381.78	3,437.78	2,599,194.00	(130.00)
161284	3130A3KJ2	741	FHLB - BULLET	11/21/2014	3/18/2016		0.320%	0.320%	2,510,000	2,510,000.00	892.44	2,507,013.10	(2,986.90)
161012	3133EDZ88	741	FFCB - BULLET	10/27/2014	4/2/2016		0.250%	0.330%	3,015,000	3,011,382.00	1,340.00	3,007,733.85	(3,648.15)
160322	3133EDSR4	741	FFCB - BULLET	8/22/2014	5/13/2016		0.400%	0.411%	3,104,000	3,103,515.78	1,655.47	3,103,130.88	(384.90)
157491	3133ECQG2	741	FFCB - BULLET	10/29/2013	6/3/2016		0.440%	0.513%	2,000,000	1,997,836.24	684.44	1,994,180.00	(3,656.24)
156245	313383FP1	741	FHLB STEP UP	6/20/2013	6/20/2016	3/20/2015	1.000%	1.034%	3,200,000	3,198,402.92	977.78	3,155,616.00	(42,786.92)
156246	313383EN7	741	FHLB STEP UP	6/20/2013	6/20/2016	7/10/2015	1.000%	1.042%	1,430,000	1,429,107.88	436.94	1,420,676.40	(8,431.48)
161593	3133EEFA3	741	FFCB - BULLET	12/19/2014	12/15/2016		0.720%	0.745%	3,500,000	3,498,530.00	1,120.00	3,499,650.00	1,400.00
161589	3136G13C1	741	FNMA STEP UP	12/19/2014	12/19/2016	3/19/2015	1.000%	1.000%	2,500,000	2,500,000.00	833.33	2,491,000.00	(9,000.00)
161664	3130A3MT8	741	FHLB STEP UP	12/30/2014	12/30/2016	6/30/2015	1.500%	1.564%	2,000,000	1,997,500.00	83.33	2,000,120.00	2,620.00
161665	3134G5TJ4	741	FHLMC STEP UP	12/30/2014	12/30/2016	6/30/2015	1.650%	1.650%	1,195,000	1,195,000.00	54.77	1,195,513.85	513.85
152706	3135G0MW0	741	FNMA C I	8/9/2012	8/9/2017	2/9/2015	1.050%	1.055%	6,149,000	6,148,078.16	25,467.11	6,133,135.58	(14,942.58)
153327	3135G0NC3	741	FNMA C I	9/28/2012	8/14/2017	2/14/2015	1.000%	1.000%	6,200,000	6,200,000.00	23,594.44	6,176,936.00	(23,064.00)
153347	3135G0NH2	741	FNMA C I	9/28/2012	8/23/2017	2/23/2015	0.950%	0.954%	2,548,000	2,547,688.26	8,606.58	2,530,724.56	(16,963.70)
160383	3134G5GM1	741	FHLMC STEP UP	8/28/2014	8/28/2017	2/28/2015	1.700%	1.700%	3,070,000	3,070,000.00	17,831.58	3,050,014.30	(19,985.70)
153159	3133EAR26	741	FFCB C I	9/6/2012	9/5/2017	1/8/2015	0.970%	1.001%	2,600,000	2,597,266.79	8,126.44	2,591,602.00	(5,664.79)
153398	3133EAR26	741	FFCB C I	9/28/2012	9/5/2017	1/8/2015	0.970%	0.970%	3,500,000	3,500,000.00	10,939.44	3,488,695.00	(11,305.00)
153215	3134G3H52	741	FHLMC C I	9/13/2012	9/12/2017	3/12/2015	1.000%	1.000%	4,000,000	4,000,000.00	12,111.11	3,976,000.00	(24,000.00)
161588	3134G3G46	741	FHLMC C I	12/18/2014	9/12/2017		1.000%	1.040%	3,000,000	3,004,760.00	9,083.33	2,995,890.00	(870.00)
154392	3133ECA95	741	FFCB C I	12/28/2012	9/18/2017	1/8/2015	0.790%	0.833%	4,162,000	4,156,716.07	9,407.28	4,114,137.00	(42,579.07)
153078	3134G3J27	741	FHLMC C I	9/20/2012	9/20/2017	3/20/2015	1.050%	1.050%	4,200,000	4,200,000.00	12,372.50	4,181,352.00	(18,648.00)
153310	3134G3M23	741	FHLMC C I	9/28/2012	9/28/2017	3/28/2015	1.020%	1.028%	4,800,000	4,798,848.63	12,648.00	4,781,040.00	(17,808.63)
155186	3135G0PL1	741	FNMA C I	3/8/2013	10/4/2017	2/4/2015	1.050%	1.052%	2,500,000	2,499,836.18	6,343.75	2,486,425.00	(13,411.18)
154328	3133813R4	741	FHLB C I	12/21/2012	11/9/2017	1/9/2015	1.000%	1.004%	3,135,000	3,134,615.15	4,528.33	3,105,656.40	(28,958.75)
154349	3133813R4	741	FHLB C I	12/26/2012	11/9/2017	1/9/2015	1.000%	1.000%	1,900,000	1,900,000.00	2,744.44	1,882,216.00	(17,784.00)
154474	3133813R4	741	FHLB C I	1/10/2013	11/9/2017	1/9/2015	1.000%	0.986%	610,000	609,924.27	881.11	604,290.40	(5,633.87)
161592	3130A3HF4	741	FHLB - BULLET	12/19/2014	12/8/2017		1.125%	1.167%	1,080,000	1,079,998.65	1,721.25	1,078,941.60	259.20
154282	3136G14K2	741	FNMA C I	12/21/2012	12/21/2017	3/21/2015	0.900%	0.910%	1,988,000	1,987,403.93	497.00	1,962,593.36	(24,810.57)
155187	3133ECGC2	741	FFCB C I	3/8/2013	2/26/2018	1/8/2015	1.080%	1.084%	3,000,000	2,999,577.42	11,250.00	2,982,510.00	(17,067.42)
155201	3133ECHS6	741	FFCB C I	3/12/2013	3/12/2018	1/8/2015	1.030%	1.071%	2,577,000	2,573,398.40	8,036.66	2,561,383.38	(12,015.02)
155101	3135G0VL4	741	FNMA C I	3/20/2013	3/20/2018	3/20/2015	1.125%	1.135%	3,000,000	2,998,951.81	9,468.75	2,973,450.00	(25,501.81)
155340	3136G1JD2	741	FNMA C I	4/11/2013	4/11/2018	4/11/2015	1.100%	1.100%	3,009,000	3,009,000.00	7,355.33	2,972,741.55	(36,258.45)
155559	3134G42G2	741	FHLMC C I	4/30/2013	4/30/2018	1/30/2015	1.050%	1.052%	3,500,000	3,499,755.23	6,227.08	3,450,825.00	(48,930.23)
156328	3135G0XX6	741	FNMA C I	6/21/2013	5/25/2018	2/25/2015	1.500%	1.500%	4,255,000	4,255,000.00	6,382.50	4,248,745.15	(6,254.85)
156052	3134G46D5	741	FHLMC C I	6/12/2013	6/12/2018	3/12/2015	1.200%	1.203%	1,567,000	1,566,835.63	992.43	1,549,606.30	(17,229.33)
156247	3134G47M4	741	FHLMC C I	6/26/2013	6/26/2018	3/26/2015	1.500%	1.517%	3,750,000	3,747,901.97	781.25	3,736,462.50	(11,439.47)
157958	3134G4QS0	741	FHLMC C I	12/26/2013	12/26/2018	3/26/2015	1.800%	1.832%	1,990,000	1,987,613.30	497.50	1,995,572.00	7,958.70
157960	3134G4QV3	741	FHLMC C I	12/27/2013	12/27/2018	3/27/2015	1.850%	1.850%	3,000,000	3,000,000.00	616.67	3,009,090.00	9,090.00
159419	3133EDM58	741	FFCB C I	5/22/2014	5/22/2019	1/8/2015	1.820%	1.825%	3,753,000	3,752,061.75	7,399.67	3,745,944.36	(6,117.39)
159754	3130A1Y44	741	FHLB C I	6/27/2014	5/28/2019	1/8/2015	1.900%	1.900%	4,020,000	4,020,000.00	7,001.50	4,008,502.80	(11,497.20)
159727	3130A27B6	741	FHLB C I	6/27/2014	6/10/2019	1/8/2015	1.800%	1.853%	4,345,000	4,345,140.28	4,562.25	4,345,608.30	10,468.02
161154	3134G5N43	741	FHLMC C I	11/26/2014	11/26/2019	2/26/2015	2.000%	2.000%	2,000,000	2,000,000.00	3,888.89	2,000,520.00	520.00
		741 Total							172,825,000	172,761,125.49	294,545.30	172,207,215.59	(546,298.77)
161199	313312NX4	742	FFCB D N	11/13/2014	11/6/2015		0.170%	0.170%	53,000	52,910.40	12.26	52,920.50	(2.16)
		742 Total							53,000	52,910.40	12.26	52,920.50	(2.16)
151209	825252869	756	AIM MONEY MARKET - D	3/1/2012	1/1/2015		0.010%	0.010%	435,200	435,200.00	0.00	435,200.00	0.00

MIAMI-DADE COUNTY
REPORT WRITER
AS OF DATE: December 31, 2014
SORTING ORDER: FUND ICC#

INVSMT NUMBER	CUSIP NUMBER	FUND NUMBER	DESCRIPTION	PURCHASE SET DATE	MATURITY DATE	CALL DATE	INTEREST RATE	YTM TRADING	SCHEDULED PAR VALUE	CURRENT BOOK VALUE	PERIOD-END INTEREST ACCRL	MARKET VALUE	UNREALIZED GAIN/LOSS
756 Total									435,200	435,200.00	0.00	435,200.00	0.00
151210	825252869	760	AIM MONEY MARKET - D	3/1/2012	1/1/2015		0.021%	0.021%	0	0.00	-0.01	0.00	0.00
161609	313384AB5	760	FHLB D N	12/22/2014	1/2/2015		0.050%	0.051%	13,600	13,599.79	0.19	13,599.98	0.00
161015	313396AH6	760	FHLMC D N	10/27/2014	1/8/2015		0.050%	0.050%	13,000	12,998.68	1.19	12,999.87	0.00
161468	313384AH2	760	FHLB D N	12/12/2014	1/8/2015		0.045%	0.045%	10,700	10,699.64	0.27	10,699.90	(0.01)
161689	313396AR4	760	FHLMC D N	12/31/2014	1/16/2015		0.010%	0.010%	432,000	431,998.08	0.12	431,991.00	(7.20)
161324	313396AW3	760	FHLMC D N	11/26/2014	1/21/2015		0.060%	0.060%	263,800	263,775.38	15.83	263,792.67	1.46
160457	313384BL2	760	FHLB D N	9/3/2014	2/4/2015		0.095%	0.095%	514,000	513,791.12	162.76	513,975.73	21.85
160333	313396BT9	760	FHLMC D N	8/25/2014	2/11/2015		0.090%	0.090%	31,500	31,486.61	10.16	31,498.21	1.44
160084	313312CC2	760	FFCB D N	7/31/2014	2/20/2015		0.110%	0.110%	304,800	304,610.01	143.42	304,778.83	25.40
159959	313312DU1	760	FFCB D N	7/18/2014	4/1/2015		0.100%	0.100%	8,595,500	8,589,363.77	3,987.36	8,593,995.79	644.66
160152	313312ED8	760	FFCB D N	8/7/2014	4/10/2015		0.120%	0.120%	3,701,400	3,698,364.85	1,813.69	3,700,687.48	508.94
160505	313312ED8	760	FFCB D N	9/9/2014	4/10/2015		0.100%	0.100%	716,500	716,076.07	226.89	716,262.07	59.11
160685	313588EJ0	760	FNMA D N	9/25/2014	4/15/2015		0.065%	0.062%	200	199.93	0.03	199.96	0.00
160871	313312ER7	760	FFCB D N	10/14/2014	4/22/2015		0.060%	0.060%	521,100	520,934.99	68.61	520,987.53	(16.07)
160121	313312FE5	760	FFCB D N	8/4/2014	5/5/2015		0.130%	0.130%	200,000	199,802.11	108.33	199,951.78	41.34
160820	313312FE5	760	FFCB D N	10/7/2014	5/5/2015		0.080%	0.080%	1,260,000	1,259,412.00	240.80	1,259,696.20	43.40
160076	313312FF2	760	FFCB D N	7/30/2014	5/6/2015		0.120%	0.120%	575,700	575,162.68	297.45	575,560.07	99.94
160264	313312FM7	760	FFCB D N	8/19/2014	5/12/2015		0.125%	0.125%	3,600,000	3,596,675.00	1,687.50	3,599,083.00	720.50
160846	313312FM7	760	FFCB D N	10/9/2014	5/12/2015		0.075%	0.075%	644,000	643,711.54	112.70	643,835.96	11.72
161681	313396FP3	760	FHLMC D N	12/30/2014	5/14/2015		0.180%	0.180%	16,100	16,089.13	0.16	16,095.84	6.55
160122	313312FW5	760	FFCB D N	8/4/2014	5/21/2015		0.130%	0.130%	5,000,000	4,994,763.89	2,708.33	4,998,638.89	1,166.67
161457	313312FX3	760	FFCB D N	12/11/2014	5/22/2015		0.120%	0.120%	4,000,000	3,997,840.00	280.00	3,998,903.33	783.33
160496	313312GD6	760	FFCB D N	9/8/2014	5/28/2015		0.120%	0.120%	2,000,000	1,998,253.33	766.67	1,999,428.33	408.33
155954	3136G1MK2	760	FNMA STEP UP	5/29/2013	5/29/2015	5/29/2015	0.750%	0.750%	1,800,000	1,800,000.00	1,200.00	1,783,170.00	(16,830.00)
161336	313396GY3	760	FHLMC D N	12/1/2014	6/16/2015		0.120%	0.120%	16,000	15,989.49	1.65	15,994.84	3.70
160015	313396HV8	760	FHLMC D N	7/24/2014	7/7/2015		0.150%	0.150%	5,447,000	5,439,101.85	3,654.03	5,444,453.53	1,697.65
160687	313396HV8	760	FHLMC D N	9/25/2014	7/7/2015		0.140%	0.140%	1,417,000	1,415,429.49	540.04	1,416,337.55	368.02
161643	313396HV8	760	FHLMC D N	12/24/2014	7/7/2015		0.195%	0.195%	339,000	338,641.93	14.69	338,841.52	184.90
159947	313396HX4	760	FHLMC D N	7/17/2014	7/9/2015		0.150%	0.150%	1,235,000	1,233,162.94	864.50	1,234,416.46	389.02
160688	313396HY2	760	FHLMC D N	9/25/2014	7/10/2015		0.140%	0.140%	3,660,000	3,655,900.80	1,394.87	3,658,261.50	965.83
160801	313396HY2	760	FHLMC D N	10/3/2014	7/10/2015		0.120%	0.120%	3,257,000	3,253,960.13	977.10	3,255,452.93	515.70
160933	313312JD3	760	FFCB D N	10/16/2014	7/15/2015		0.090%	0.090%	5,000,000	4,996,600.00	962.50	4,997,291.67	(270.83)
160995	313312JK7	760	FFCB D N	10/23/2014	7/21/2015		0.110%	0.110%	1,410,000	1,408,832.44	301.58	1,409,212.75	78.73
161005	313312JK7	760	FFCB D N	10/24/2014	7/21/2015		0.110%	0.110%	875,000	874,278.13	184.48	874,511.46	48.85
161130	313312JK7	760	FFCB D N	11/6/2014	7/21/2015		0.115%	0.115%	252,600	252,392.62	45.19	252,458.97	21.16
161290	313312JK7	760	FFCB D N	11/21/2014	7/21/2015		0.125%	0.125%	5,172,000	5,167,654.08	736.29	5,169,112.30	721.93
161385	313312JK7	760	FFCB D N	12/4/2014	7/21/2015		0.135%	0.135%	440,000	439,622.15	46.20	439,754.33	85.98
161458	313312JK7	760	FFCB D N	12/11/2014	7/21/2015		0.135%	0.135%	314,000	313,738.60	24.73	313,824.68	61.35
160648	313312JM3	760	FFCB D N	9/22/2014	7/23/2015		0.150%	0.150%	5,006,000	4,999,659.07	2,106.69	5,003,177.17	1,411.41
160649	313312JM3	760	FFCB D N	9/22/2014	7/23/2015		0.150%	0.150%	4,994,000	4,987,674.27	2,101.64	4,991,183.94	1,408.03
160473	313384KP3	760	FHLB D N	9/4/2014	8/18/2015		0.165%	0.165%	160,000	159,744.80	87.27	159,908.40	76.33
160497	313396KP7	760	FHLMC D N	9/8/2014	8/18/2015		0.170%	0.170%	677,000	675,900.25	367.65	676,612.42	344.52
161604	313312KP4	760	FFCB D N	12/19/2014	8/18/2015		0.230%	0.230%	1,175,500	1,173,682.55	97.63	1,174,752.25	972.07
160319	313384KS7	760	FHLB D N	8/22/2014	8/21/2015		0.170%	0.170%	1,488,000	1,485,442.29	927.52	1,487,136.96	767.15
152805	3136G0VT5	760	FNMA STEP UP	8/22/2012	8/22/2015	2/22/2015	0.700%	0.700%	1,400,000	1,400,000.00	3,511.67	1,396,010.00	(3,990.00)
160705	313384LM9	760	FHLB D N	9/26/2014	9/9/2015		0.170%	0.170%	1,125,000	1,123,151.25	515.31	1,123,823.44	156.88
160800	313384LM9	760	FHLB D N	10/3/2014	9/9/2015		0.150%	0.150%	2,002,000	1,999,155.49	750.75	1,999,906.24	0.00
160817	313384LM9	760	FHLB D N	10/6/2014	9/9/2015		0.170%	0.170%	275,000	274,561.07	112.98	274,712.40	38.35
160821	313384LM9	760	FHLB D N	10/7/2014	9/9/2015		0.165%	0.165%	359,500	358,944.72	141.70	359,124.02	37.60
160568	313312LN8	760	FFCB D N	9/15/2014	9/10/2015		0.170%	0.170%	5,236,000	5,227,098.80	2,670.36	5,230,502.20	733.04
160588	313312LN8	760	FFCB D N	9/16/2014	9/10/2015		0.165%	0.165%	6,030,000	6,020,078.14	2,957.21	6,023,668.50	633.15
160609	313312LN8	760	FFCB D N	9/17/2014	9/10/2015		0.170%	0.170%	3,006,000	3,000,918.19	1,504.67	3,002,843.70	420.84
160631	313312LN8	760	FFCB D N	9/18/2014	9/10/2015		0.170%	0.170%	1,125,000	1,123,103.44	557.81	1,123,818.75	157.50
160934	313384LP2	760	FHLB D N	10/16/2014	9/11/2015		0.130%	0.130%	2,990,000	2,986,436.92	831.39	2,986,848.04	(420.27)
161409	313396LP6	760	FHLMC D N	12/8/2014	9/11/2015		0.170%	0.170%	373,000	372,512.10	42.27	372,606.80	52.43

MIAMI-DADE COUNTY
REPORT WRITER
AS OF DATE: December 31, 2014
SORTING ORDER: FUND ICC#

INVSMT NUMBER	CUSIP NUMBER	FUND NUMBER	DESCRIPTION	PURCHASE SET DATE	MATURITY DATE	CALL DATE	INTEREST RATE	YTM TRADING	SCHEDULED PAR VALUE	CURRENT BOOK VALUE	PERIOD-END INTEREST ACCRL	MARKET VALUE	UNREALIZED GAIN/LOSS
161069	313312LZ1	760	FFCB D N	10/30/2014	9/21/2015		0.150%	0.150%	412,000	411,440.37	108.15	411,548.52	0.00
153216	3133EAK98	760	FFCB C I	9/13/2012	2/15/2017	1/8/2015	0.850%	0.862%	2,000,000	1,999,434.41	6,422.22	1,995,680.00	(3,754.41)
153110	3133EAS33	760	FFCB C I	9/5/2012	9/5/2017	1/8/2015	0.990%	1.021%	2,300,000	2,297,583.49	7,337.00	2,285,855.00	(11,728.49)
154295	3136G14K2	760	FNMA C I	12/21/2012	12/21/2017	3/21/2015	0.900%	0.910%	3,012,000	3,011,096.90	753.00	2,973,506.64	(37,590.26)
155928	3133ECNZ3	760	FFCB C I	5/13/2013	2/9/2018	1/8/2015	0.840%	0.885%	2,300,000	2,296,435.33	7,620.67	2,273,504.00	(22,931.33)
155951	3135G0XG3	760	FNMA C I	5/21/2013	5/21/2018	2/21/2015	1.000%	1.033%	1,900,000	1,897,875.67	2,111.11	1,872,374.00	(25,501.67)
155953	3133834Y4	760	FHLB C I	5/29/2013	5/29/2018	1/8/2015	1.040%	1.040%	1,800,000	1,800,000.00	1,664.00	1,776,204.00	(23,796.00)
156022	3134G46D5	760	FHLMC C I	6/12/2013	6/12/2018	3/12/2015	1.200%	1.200%	1,600,000	1,600,000.00	1,013.33	1,582,240.00	(17,760.00)
760 Total									115,794,500	115,676,842.77	69,894.30	115,567,404.30	(147,699.78)
151211	825252869	778	AIM MONEY MARKET - D	3/1/2012	1/1/2015		0.020%	0.020%	0	0.00	0.00	0.00	0.00
778 Total									0	0.00	0.00	0.00	0.00
151212	825252869	779	AIM MONEY MARKET - D	3/1/2012	1/1/2015		0.010%	0.010%	96,400	96,400.00	0.00	96,400.00	0.00
161610	313384AB5	779	FHLB D N	12/22/2014	1/2/2015		0.050%	0.050%	261,300	261,296.01	3.63	261,299.64	0.00
159948	313588AE5	779	FNMA D N	7/17/2014	1/5/2015		0.090%	0.090%	617,000	616,734.69	259.14	616,996.57	2.74
160001	313588AE5	779	FNMA D N	7/23/2014	1/5/2015		0.090%	0.090%	1,613,000	1,612,330.61	653.26	1,612,991.04	7.17
160119	313312AH3	779	FFCB D N	8/4/2014	1/8/2015		0.090%	0.090%	308,000	307,879.11	115.50	307,997.01	2.40
161016	313396AH6	779	FHLMC D N	10/27/2014	1/8/2015		0.050%	0.050%	79,000	78,991.99	7.24	78,999.23	0.00
160421	313588AM7	779	FNMA D N	8/29/2014	1/12/2015		0.070%	0.070%	501,000	500,867.51	121.77	500,992.35	3.07
160073	313396AN3	779	FHLMC D N	7/30/2014	1/13/2015		0.090%	0.090%	2,843,000	2,841,813.05	1,101.66	2,842,952.62	37.91
160282	313384AP4	779	FHLB D N	8/20/2014	1/14/2015		0.095%	0.095%	139,000	138,946.08	49.15	138,997.49	2.26
160521	313396AW3	779	FHLMC D N	9/10/2014	1/21/2015		0.080%	0.080%	581,000	580,828.28	145.90	580,983.86	9.68
161325	313396AW3	779	FHLMC D N	11/26/2014	1/21/2015		0.060%	0.060%	100,200	100,190.65	6.01	100,197.22	0.56
154638	3136G1AP4	779	FNMA STEP UP	1/25/2013	1/22/2015	1/22/2015	0.700%	0.725%	2,000,000	1,999,748.28	6,183.33	1,984,860.00	(14,888.28)
160283	313396AX1	779	FHLMC D N	8/20/2014	1/22/2015		0.085%	0.085%	600,000	599,780.42	189.83	599,982.50	12.25
160284	313588BD6	779	FNMA D N	8/20/2014	1/28/2015		0.090%	0.090%	970,000	969,609.58	324.95	969,963.63	29.10
160471	313384BL2	779	FHLB D N	9/4/2014	2/4/2015		0.090%	0.090%	1,260,000	1,259,518.05	374.85	1,259,940.50	47.60
161273	313588BL8	779	FNMA D N	11/20/2014	2/4/2015		0.080%	0.080%	103,600	103,582.50	9.67	103,595.11	2.94
160334	313396BT9	779	FHLMC D N	8/25/2014	2/11/2015		0.090%	0.090%	410,500	410,325.54	132.38	410,476.62	18.70
160605	313588BT1	779	FNMA D N	9/17/2014	2/11/2015		0.065%	0.065%	1,539,300	1,538,891.44	294.61	1,539,212.35	26.30
160433	313384CA5	779	FHLB D N	9/2/2014	2/18/2015		0.090%	0.090%	1,197,000	1,196,494.27	362.09	1,196,920.20	63.84
160085	313312CC2	779	FFCB D N	7/31/2014	2/20/2015		0.110%	0.110%	289,800	289,619.36	136.37	289,779.88	24.15
159999	313396CG6	779	FHLMC D N	7/23/2014	2/24/2015		0.100%	0.100%	425,700	425,444.58	191.57	425,668.07	31.92
160472	313588CH6	779	FNMA D N	9/4/2014	2/25/2015		0.088%	0.088%	240,000	239,897.92	69.81	239,981.67	13.94
154674	3136G1DB2	779	FNMA STEP UP	2/28/2013	2/28/2015	2/28/2015	1.000%	1.000%	2,700,000	2,700,000.00	9,225.00	2,689,497.00	(10,503.00)
160745	313384CQ0	779	FHLB D N	9/30/2014	3/4/2015		0.060%	0.060%	1,480,000	1,479,617.67	229.40	1,479,847.07	0.00
160630	313396CR2	779	FHLMC D N	9/18/2014	3/5/2015		0.075%	0.075%	529,000	528,814.85	115.72	528,944.46	13.89
160816	313588CX1	779	FNMA D N	10/6/2014	3/11/2015		0.060%	0.060%	668,000	667,826.32	96.86	667,923.18	0.00
159633	313312DE7	779	FFCB D N	6/16/2014	3/18/2015		0.090%	0.090%	891,000	890,387.44	443.27	890,887.14	56.43
154974	3136G1FW4	779	FNMA STEP UP	3/19/2013	3/19/2015	3/19/2015	1.000%	1.013%	2,500,000	2,499,845.89	7,083.33	2,490,600.00	(9,245.89)
160766	313588DM4	779	FNMA D N	10/1/2014	3/25/2015		0.070%	0.070%	1,375,000	1,374,532.12	245.97	1,374,809.79	31.70
160845	313588DM4	779	FNMA D N	10/9/2014	3/25/2015		0.065%	0.065%	411,000	410,876.07	62.34	410,943.15	4.74
160945	313588DU6	779	FNMA D N	10/20/2014	4/1/2015		0.060%	0.060%	921,000	920,749.80	112.05	920,838.83	(23.03)
160932	313384EB1	779	FHLB D N	10/16/2014	4/8/2015		0.065%	0.065%	1,450,000	1,449,544.46	201.59	1,449,726.51	(19.54)
160504	313312ED8	779	FFCB D N	9/9/2014	4/10/2015		0.100%	0.100%	1,022,500	1,021,895.02	323.79	1,022,303.17	84.36
160686	313588EJ0	779	FNMA D N	9/25/2014	4/15/2015		0.065%	0.065%	2,095,800	2,095,035.62	370.84	2,095,376.18	(30.28)
160872	313312ER7	779	FFCB D N	10/14/2014	4/22/2015		0.060%	0.060%	573,900	573,718.27	75.56	573,776.13	(17.70)
161204	313588EY7	779	FNMA D N	11/13/2014	4/29/2015		0.090%	0.090%	1,000,000	999,582.50	122.50	999,770.56	65.56
160077	313312FF2	779	FFCB D N	7/30/2014	5/6/2015		0.120%	0.120%	1,424,300	1,422,970.65	735.89	1,423,953.82	247.28
160037	313312FL9	779	FFCB D N	7/28/2014	5/11/2015		0.130%	0.130%	175,000	174,818.63	99.22	174,955.76	37.91
161603	313312FM7	779	FFCB D N	12/19/2014	5/12/2015		0.150%	0.150%	730,000	729,562.00	39.54	729,814.05	212.51
161682	313396FP3	779	FHLMC D N	12/30/2014	5/14/2015		0.180%	0.180%	73,300	73,250.52	0.73	73,281.04	29.79
160977	313384FV6	779	FHLB D N	10/22/2014	5/20/2015		0.085%	0.085%	571,000	570,716.88	95.72	570,845.67	33.07
161083	313396GC1	779	FHLMC D N	11/3/2014	5/27/2015		0.095%	0.095%	488,400	488,135.79	76.04	488,261.35	49.52
161408	313588GK5	779	FNMA D N	12/8/2014	6/3/2015		0.120%	0.120%	676,000	675,601.16	54.08	675,798.89	143.65
161369	313396GS6	779	FHLMC D N	12/3/2014	6/10/2015		0.135%	0.135%	2,625,000	2,623,139.53	285.47	2,624,183.33	758.33
161337	313396GY3	779	FHLMC D N	12/1/2014	6/16/2015		0.120%	0.120%	499,000	498,672.32	51.56	498,838.93	115.05

MIAMI-DADE COUNTY
REPORT WRITER
AS OF DATE: December 31, 2014
SORTING ORDER: FUND ICC#

INVSMT NUMBER	CUSIP NUMBER	FUND NUMBER	DESCRIPTION	PURCHASE SET DATE	MATURITY DATE	CALL DATE	INTEREST RATE	YTM TRADING	SCHEDULED PAR VALUE	CURRENT BOOK VALUE	PERIOD-END INTEREST ACCRL	MARKET VALUE	UNREALIZED GAIN/LOSS
161230	313312HM5	779	FFCB D N	11/17/2014	6/29/2015		0.120%	0.120%	1,524,000	1,522,862.08	228.60	1,523,469.56	378.88
161260	313588HP3	779	FNMA D N	11/20/2014	7/1/2015		0.110%	0.110%	1,081,000	1,080,263.42	138.73	1,080,510.85	108.70
161439	313396HX4	779	FHLMC D N	12/10/2014	7/9/2015		0.130%	0.130%	573,000	572,563.41	45.52	572,729.26	120.33
161053	313312JK7	779	FFCB D N	10/29/2014	7/21/2015		0.115%	0.115%	430,000	429,635.99	87.91	429,759.92	36.02
161131	313312JK7	779	FFCB D N	11/6/2014	7/21/2015		0.115%	0.115%	100,400	100,317.57	17.96	100,343.94	8.41
161459	313312JK7	779	FFCB D N	12/11/2014	7/21/2015		0.135%	0.135%	700,000	699,417.25	55.13	699,609.17	136.79
161644	313396JK0	779	FHLMC D N	12/24/2014	7/21/2015		0.200%	0.200%	888,000	886,968.93	39.47	887,553.78	545.38
161605	313312KP4	779	FFCB D N	12/19/2014	8/18/2015		0.230%	0.230%	824,500	823,225.23	68.48	823,975.53	681.82
160610	313312LN8	779	FFCB D N	9/17/2014	9/10/2015		0.170%	0.170%	500,500	499,653.88	250.53	499,974.48	70.07
160650	313312LN8	779	FFCB D N	9/22/2014	9/10/2015		0.170%	0.170%	213,900	213,543.44	102.02	213,675.41	29.95
161398	313384MP1	779	FHLB D N	12/5/2014	10/5/2015		0.190%	0.190%	327,000	326,475.35	46.60	326,597.79	75.84
154892	3136G1ET2	779	FNMA STEP UP	3/6/2013	3/6/2016	3/6/2015	1.000%	1.008%	1,000,000	999,875.46	3,194.44	996,090.00	(3,785.46)
154893	3136G1ET2	779	FNMA STEP UP	3/6/2013	3/6/2016	3/6/2015	1.000%	1.008%	1,900,000	1,899,763.37	6,069.44	1,892,571.00	(7,192.37)
779 Total									51,116,300	51,093,048.81	41,224.02	51,061,224.26	(41,293.04)
151213	825252869	796	AIM MONEY MARKET - D	3/1/2012	1/1/2015		0.010%	0.010%	64,600	64,600.00	0.01	64,600.00	0.00
796 Total									64,600	64,600.00	0.01	64,600.00	0.00
151214	825252869	1010	AIM MONEY MARKET - D	3/1/2012	1/1/2015		0.010%	0.010%	399,500	399,500.00	3.02	399,500.00	0.00
161677	313312BS8	1010	FFCB D N	12/30/2014	2/10/2015		0.050%	0.050%	7,000,000	6,999,591.67	19.44	6,999,611.11	0.00
161693	313312BS8	1010	FFCB D N	12/31/2014	2/10/2015		0.050%	0.050%	501,000	500,971.47	0.70	500,972.17	0.00
160822	313384LM9	1010	FHLB D N	10/7/2014	9/9/2015		0.165%	0.165%	39,700	39,638.68	15.65	39,658.48	4.15
1010 Total									7,940,200	7,939,701.82	38.81	7,939,741.76	4.15
151229	316175108	1022	FIDELITY GOVT FUND -	3/1/2012	1/1/2015		0.010%	0.010%	0	0.00	0.01	0.00	0.00
1022 Total									0	0.00	0.01	0.00	0.00
154380	316175108	1047	FIDELITY GOVT FUND -	12/27/2012	1/1/2015		0.010%	0.009%	152,000	152,000.00	0.00	152,000.00	0.00
158736	313384AB5	1047	FHLB D N	3/13/2014	1/2/2015		0.085%	0.085%	5,600,000	5,596,099.44	3,887.34	5,599,992.22	5.44
160584	313588AB1	1047	FNMA D N	9/16/2014	1/2/2015		0.055%	0.055%	278,300	278,254.08	45.49	278,299.61	0.04
161486	313384AB5	1047	FHLB D N	12/15/2014	1/2/2015		0.070%	0.070%	500,000	499,982.50	16.53	499,999.31	0.28
161611	313384AB5	1047	FHLB D N	12/22/2014	1/2/2015		0.050%	0.050%	328,000	327,994.99	4.55	327,999.54	0.00
159505	313312DE7	1047	FFCB D N	6/3/2014	3/18/2015		0.090%	0.090%	4,209,000	4,205,969.52	2,230.77	4,208,466.86	266.57
159277	3130A1UX4	1047	FHLB - BULLET	5/7/2014	5/1/2015		0.125%	0.125%	4,715,000	4,715,000.00	982.29	4,713,962.70	(1,037.30)
158481	3133EDFC1	1047	FFCB - BULLET	2/20/2014	8/14/2015		0.200%	0.220%	5,430,000	5,428,901.93	4,132.83	5,427,556.50	(1,345.43)
1047 Total									21,212,300	21,204,202.46	11,299.80	21,208,276.74	(2,110.40)
151230	316175108	1048	FIDELITY GOVT FUND -	3/1/2012	1/1/2015		0.010%	0.010%	0	0.00	0.01	0.00	0.00
161469	313384AH2	1048	FHLB D N	12/12/2014	1/8/2015		0.045%	0.045%	18,700	18,699.37	0.47	18,699.82	(0.02)
160606	313588BT1	1048	FNMA D N	9/17/2014	2/1/2015		0.065%	0.065%	20,700	20,694.51	3.96	20,698.82	0.35
161683	313396FP3	1048	FHLMC D N	12/30/2014	5/14/2015		0.180%	0.180%	17,600	17,588.12	0.18	17,595.45	7.15
160896	313384LG2	1048	FHLB D N	10/15/2014	9/4/2015		0.155%	0.155%	755,000	753,946.78	253.55	754,226.13	25.80
160823	313384LM9	1048	FHLB D N	10/7/2014	9/9/2015		0.165%	0.166%	800	798.76	0.32	799.16	0.08
160651	313312LN8	1048	FFCB D N	9/22/2014	9/10/2015		0.170%	0.170%	11,100	11,081.50	5.29	11,088.35	1.56
160671	313312LN8	1048	FFCB D N	9/24/2014	9/10/2015		0.170%	0.170%	659,000	657,907.71	308.08	658,308.05	92.26
160673	313384LT4	1048	FHLB D N	9/24/2014	9/15/2015		0.170%	0.170%	897,000	895,492.04	419.35	896,039.46	128.07
152187	3134G3XH8	1048	FHLMC C I	6/28/2012	6/28/2017	3/28/2015	1.125%	1.125%	1,120,000	1,120,000.00	105.00	1,120,705.60	705.60
153267	3133802C0	1048	FHLB C I	9/13/2012	7/26/2017	1/8/2015	1.050%	1.050%	4,000,000	4,000,000.00	18,083.33	3,982,120.00	(17,880.00)
154395	3133ECA95	1048	FFCB C I	12/28/2012	9/18/2017	1/8/2015	0.790%	0.833%	2,838,000	2,834,396.98	6,414.67	2,805,363.00	(29,033.98)
154398	3135G0TD5	1048	FNMA C I	12/31/2012	12/28/2017	3/28/2015	1.000%	1.000%	2,232,000	2,232,000.00	186.00	2,213,742.24	(18,257.76)
156092	3134G46D5	1048	FHLMC C I	6/12/2013	6/12/2018	3/12/2015	1.200%	1.221%	3,026,000	3,023,883.79	1,916.47	2,992,411.40	(31,472.39)
1048 Total									15,595,900	15,586,489.56	27,696.68	15,491,797.48	(95,683.28)
151231	316175108	1049	FIDELITY GOVT FUND -	3/1/2012	1/1/2015		0.010%	0.010%	2,386,775	2,386,775.04	-49.92	2,386,775.04	0.00
161187	313384AG4	1049	FHLB D N	11/12/2014	1/7/2015		0.060%	0.060%	1,000,400	1,000,306.63	83.37	1,000,391.66	1.66
161265	313384AG4	1049	FHLB D N	11/20/2014	1/7/2015		0.065%	0.065%	900,000	899,922.00	68.25	899,992.50	2.25
161395	313384AG4	1049	FHLB D N	12/5/2014	1/7/2015		0.050%	0.050%	2,500,000	2,499,885.42	93.75	2,499,979.17	0.00
161470	313384AH2	1049	FHLB D N	12/12/2014	1/8/2015		0.045%	0.045%	62,000	61,997.91	1.55	61,999.40	(0.06)
161571	313396AH6	1049	FHLMC D N	12/18/2014	1/8/2015		0.100%	0.100%	503,000	502,970.66	19.56	502,995.11	4.89
161613	313384AH2	1049	FHLB D N	12/22/2014	1/8/2015		0.055%	0.055%	2,297,000	2,296,940.34	35.09	2,296,977.67	2.24
161451	313396AM5	1049	FHLMC D N	12/11/2014	1/12/2015		0.050%	0.050%	2,774,200	2,774,076.70	80.92	2,774,157.62	0.00
161219	313384AP4	1049	FHLB D N	11/14/2014	1/14/2015		0.070%	0.070%	3,000,000	2,999,644.17	280.00	2,999,945.83	21.66

MIAMI-DADE COUNTY
REPORT WRITER
AS OF DATE: December 31, 2014
SORTING ORDER: FUND ICC#

INVSMT NUMBER	CUSIP NUMBER	FUND NUMBER	DESCRIPTION	PURCHASE SET DATE	MATURITY DATE	CALL DATE	INTEREST RATE	YTM TRADING	SCHEDULED PAR VALUE	CURRENT BOOK VALUE	PERIOD-END INTEREST ACCRL	MARKET VALUE	UNREALIZED GAIN/LOSS
161690	313396AR4	1049	FHLMC D N	12/31/2014	1/16/2015		0.010%	0.010%	427,700	427,698.10	0.12	427,691.09	(7.13)
161256	313588AW5	1049	FNMA D N	11/19/2014	1/21/2015		0.075%	0.075%	492,000	491,935.43	44.07	491,986.33	6.83
161364	313384AW9	1049	FHLB D N	12/3/2014	1/21/2015		0.070%	0.070%	1,500,000	1,499,857.08	84.59	1,499,958.33	16.66
161551	313384AW9	1049	FHLB D N	12/17/2014	1/21/2015		0.060%	0.060%	4,757,000	4,756,722.51	118.92	4,756,867.86	26.43
161365	313384BB4	1049	FHLB D N	12/3/2014	1/26/2015		0.050%	0.050%	3,720,000	3,719,721.00	149.83	3,719,870.83	0.00
161638	313588BD6	1049	FNMA D N	12/24/2014	1/28/2015		0.080%	0.080%	2,300,000	2,299,821.11	40.89	2,299,913.75	51.75
161649	313384BD0	1049	FHLB D N	12/26/2014	1/28/2015		0.075%	0.075%	2,300,300	2,300,141.85	28.75	2,300,213.74	43.14
161680	313384BD0	1049	FHLB D N	12/30/2014	1/28/2015		0.025%	0.025%	2,735,000	2,734,944.92	3.80	2,734,897.44	(51.28)
161694	313312BS8	1049	FFCB D N	12/31/2014	2/10/2015		0.050%	0.050%	2,499,000	2,498,857.70	3.47	2,498,861.17	0.00
161438	313384BT5	1049	FHLB D N	12/10/2014	2/11/2015		0.093%	0.093%	1,274,000	1,273,793.77	72.02	1,273,927.45	61.66
161397	313396BZ5	1049	FHLMC D N	12/5/2014	2/17/2015		0.080%	0.080%	2,769,000	2,768,544.65	166.14	2,768,819.25	108.46
161696	313384CHO	1049	FHLB D N	12/31/2014	2/25/2015		0.060%	0.060%	1,100,000	1,099,897.33	1.83	1,099,915.97	16.81
1049 Total									41,297,375	41,294,454.32	1,327.00	41,296,137.21	305.97
151232	316175108	1053	FIDELITY GOVT FUND -	3/1/2012	1/1/2015		0.010%	0.010%	6,013,100	6,013,100.00	-44.63	6,013,100.00	0.00
161612	313384AB5	1053	FHLB D N	12/22/2014	1/2/2015		0.050%	0.050%	391,100	391,094.02	5.44	391,099.46	0.00
161266	313588AE5	1053	FNMA D N	11/20/2014	1/5/2015		0.070%	0.070%	1,100,000	1,099,901.61	89.83	1,099,993.89	2.45
161394	313588AE5	1053	FNMA D N	12/5/2014	1/5/2015		0.050%	0.050%	3,745,000	3,744,838.76	140.43	3,744,979.19	0.00
161396	313384AG4	1053	FHLB D N	12/5/2014	1/7/2015		0.050%	0.050%	2,500,000	2,499,885.42	93.75	2,499,979.17	0.00
161699	912796DF3	1053	TREASURY BILLS	12/31/2014	1/8/2015		0.010%	0.010%	569,000	568,998.74	0.16	569,000.00	1.10
161692	313384BR9	1053	FHLB D N	12/31/2014	1/9/2015		0.010%	0.044%	4,100,000	4,099,954.44	5.06	4,099,954.44	(5.06)
161549	313588AM7	1053	FNMA D N	12/17/2014	1/12/2015		0.045%	0.045%	2,200,000	2,199,928.50	41.25	2,199,966.39	(3.36)
161435	313396AP8	1053	FHLMC D N	12/10/2014	1/14/2015		0.050%	0.050%	686,000	685,966.65	20.96	685,987.61	0.00
161436	313396AP8	1053	FHLMC D N	12/10/2014	1/14/2015		0.050%	0.050%	2,210,000	2,209,892.57	67.53	2,209,960.10	0.00
161691	313396AR4	1053	FHLMC D N	12/31/2014	1/16/2015		0.010%	0.010%	177,300	177,299.21	0.05	177,296.31	(2.95)
161295	313588AW5	1053	FNMA D N	11/24/2014	1/21/2015		0.065%	0.065%	4,600,000	4,599,518.28	315.61	4,599,872.22	38.33
161636	313384AW9	1053	FHLB D N	12/24/2014	1/21/2015		0.085%	0.085%	1,100,000	1,099,927.28	20.78	1,099,969.44	21.38
161502	313384BD0	1053	FHLB D N	12/15/2014	1/28/2015		0.075%	0.075%	3,500,000	3,499,679.17	123.96	3,499,868.75	65.62
161487	313396BJ1	1053	FHLMC D N	12/15/2014	2/2/2015		0.075%	0.075%	1,600,000	1,599,836.67	56.67	1,599,928.89	35.55
161488	313384BL2	1053	FHLB D N	12/15/2014	2/4/2015		0.070%	0.070%	1,300,000	1,299,871.08	42.97	1,299,938.61	24.56
161640	313312BL3	1053	FFCB D N	12/24/2014	2/4/2015		0.060%	0.060%	2,793,000	2,792,804.49	37.24	2,792,868.11	26.38
161695	313384BS7	1053	FHLB D N	12/31/2014	2/10/2015		0.040%	0.040%	900,000	899,959.00	1.00	899,950.00	(10.00)
161697	313384CHO	1053	FHLB D N	12/31/2014	2/25/2015		0.010%	0.010%	2,400,000	2,399,962.67	0.67	2,399,816.67	(146.67)
1053 Total									41,884,500	41,882,418.56	1,018.73	41,883,529.25	47.33
151233	316175108	1055	FIDELITY GOVT FUND -	3/1/2012	1/1/2015		0.010%	0.010%	1,984,500	1,984,500.00	-0.63	1,984,500.00	0.00
1055 Total									1,984,500	1,984,500.00	-0.63	1,984,500.00	0.00
151234	316175108	1056	FIDELITY GOVT FUND -	3/1/2012	1/1/2015		0.010%	0.010%	7,329,300	7,329,300.00	-25.29	7,329,300.00	0.00
1056 Total									7,329,300	7,329,300.00	-25.29	7,329,300.00	0.00
154399	316175108	1057	FIDELITY GOVT FUND -	12/14/2012	1/1/2015		0.010%	0.010%	0	0.00	-0.01	0.00	0.00
1057 Total									0	0.00	-0.01	0.00	0.00
158901	316175108	1058	FIDELITY GOVT FUND -	4/2/2014	1/1/2015		0.010%	0.010%	88,200	88,200.00	-0.02	88,200.00	0.00
1058 Total									88,200	88,200.00	-0.02	88,200.00	0.00
161554	316175108	1059	FIDELITY GOVT FUND -	12/17/2014	1/1/2015		0.010%	0.010%	1,436,700	1,436,700.00	-0.01	1,436,700.00	0.00
1059 Total									1,436,700	1,436,700.00	-0.01	1,436,700.00	0.00
Grand Total									3,454,701,805	3,452,594,715.87	2,805,052.35	3,450,853,562.09	(2,336,303.45)