



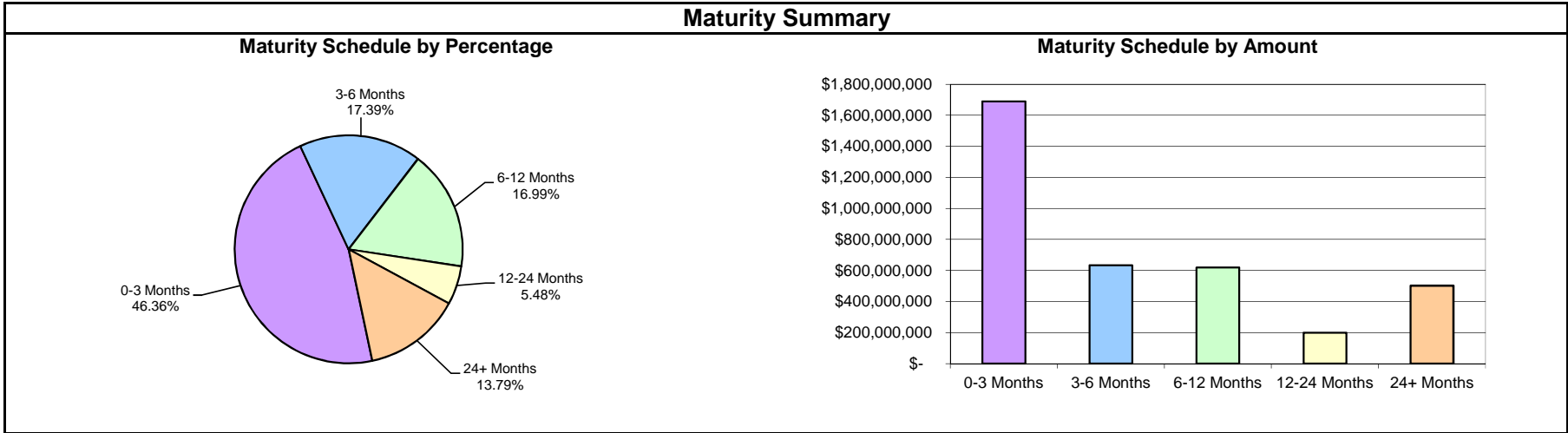
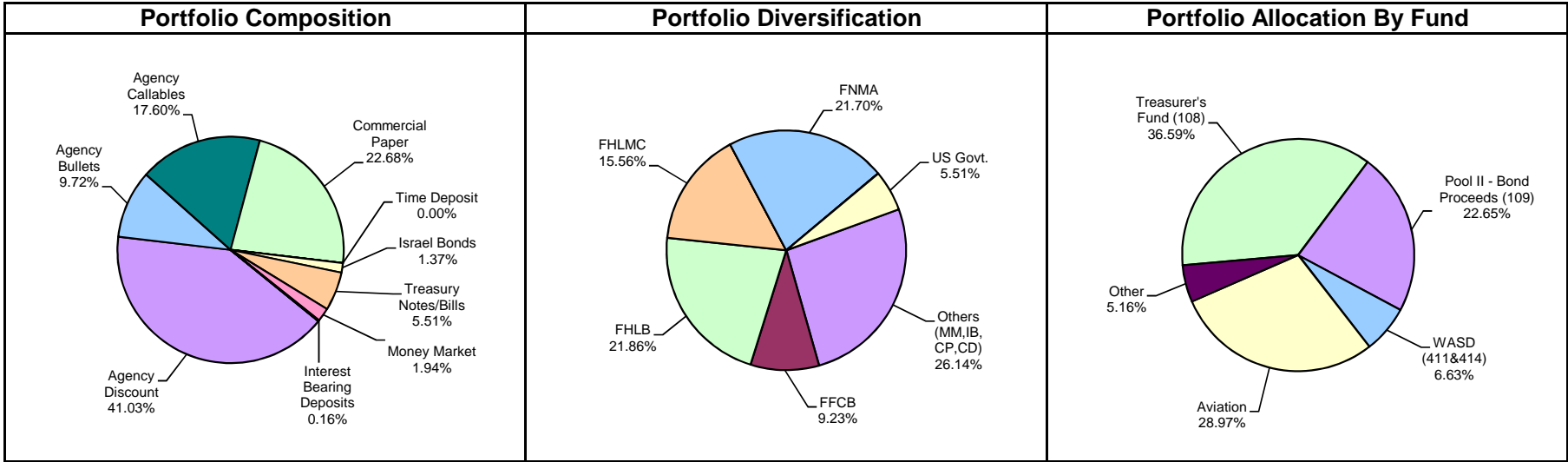
Monthly Summary Investment Report

For the Period Ended

December 31, 2016



**Miami-Dade County
Total Portfolio Summary
December 31, 2016**



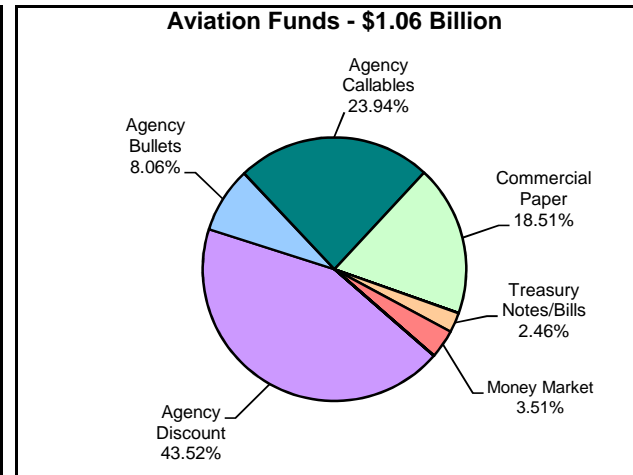
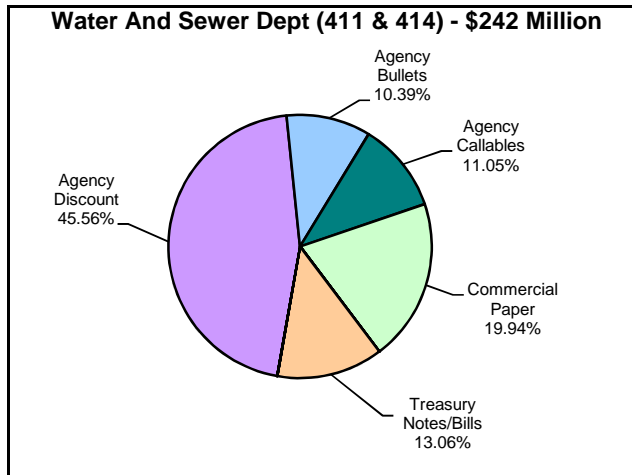
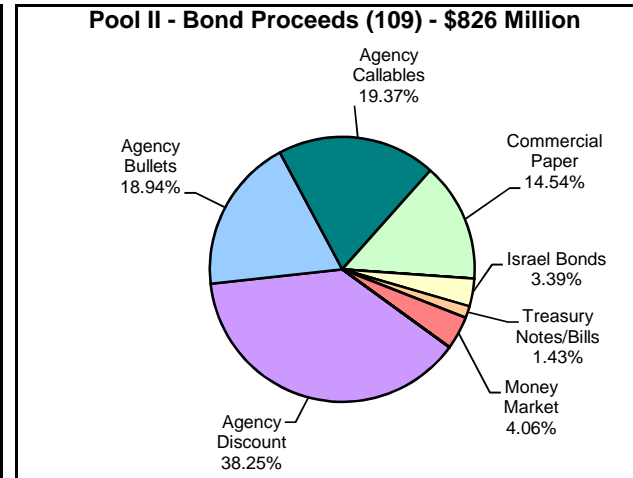
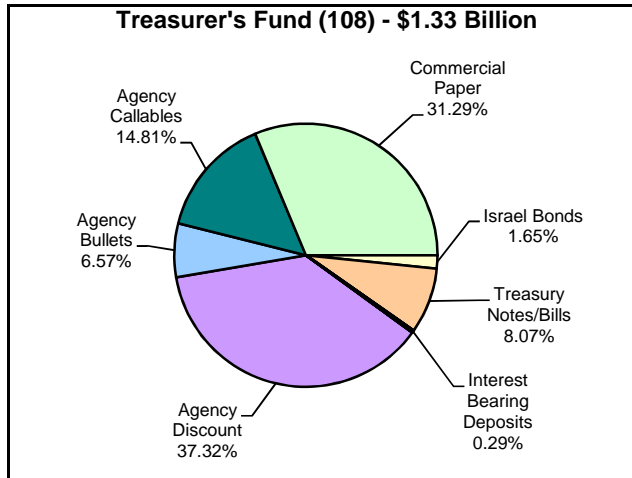
**Miami-Dade County
Summary Statement
December 31, 2016**

Portfolio Summary					
	Current 12/31/2016	Previous Month 11/30/2016	Change from Prior Month	Prior Quarter 9/30/2016	Change from Prior Quarter
Par Value	\$ 3,652,830,574.71	\$ 3,581,093,966.45	\$ 71,736,608.26	\$ 3,354,839,692.48	\$ 297,990,882.23
Book Value	\$ 3,648,717,661.31	\$ 3,576,815,123.95	\$ 71,902,537.36	\$ 3,352,068,875.02	\$ 296,648,786.29
Market Value	\$ 3,637,801,828.67	\$ 3,567,271,736.50	\$ 70,530,092.17	\$ 3,352,695,131.63	\$ 285,106,697.04
Market Value as a % of Book Value	99.70%	99.73%	-0.03%	100.02%	-0.32%
Accrued Interest	\$ 5,961,443.62	\$ 4,864,331.85	\$ 1,097,111.77	\$ 5,579,223.76	\$ 382,219.86
Total Value (Market Value+ Accrued Interest)	\$ 3,643,763,272.29	\$ 3,572,136,068.35	\$ 71,627,203.94	\$ 3,358,274,355.39	\$ 285,488,916.90
Interest Earned (Current Month)	\$ 2,223,466.87	\$ 1,825,210.26	\$ 398,256.61	\$ 1,775,284.42	\$ 448,182.45
Interest Earned Fiscal YTD (10/1 - 9/30)	\$ 5,824,445.09	\$ 3,600,978.24	\$ 5,824,445.09	\$ 17,197,744.61	\$ 5,824,445.09
Unrealized Gain (Loss)	\$ (10,915,832.64)	\$ (9,543,387.45)	\$ (1,372,445.19)	\$ 626,256.61	\$ (11,542,089.25)
Weighted Average Days to Maturity	305.06	299.4	5.6	293.6	11.5
Weighted Average Days to Call	112.4	127.4	-15.1	109.3	3.0
Yield to Maturity	0.75%	0.70%	0.06%	0.68%	0.08%
Earned Income Yield for Period	0.73%	0.73%	0.00%	0.67%	0.06%
Earned Income Yield for Year to Date	0.72%	0.72%	0.00%	0.52%	0.20%

Yield Maturity Breakdown	Policy Compliance															
	Security Type	% Limit	Current %	Result												
<table border="1"> <caption>Yield Maturity Breakdown Data</caption> <thead> <tr> <th>Term</th> <th>Yield</th> </tr> </thead> <tbody> <tr> <td>0-3 Months</td> <td>0.57%</td> </tr> <tr> <td>3-6 Months</td> <td>0.59%</td> </tr> <tr> <td>6-12 Months</td> <td>0.70%</td> </tr> <tr> <td>12-24 Months</td> <td>1.01%</td> </tr> <tr> <td>24-36 Months</td> <td>1.56%</td> </tr> </tbody> </table>	Term	Yield	0-3 Months	0.57%	3-6 Months	0.59%	6-12 Months	0.70%	12-24 Months	1.01%	24-36 Months	1.56%	Treasuries	100%	5.51%	PASS
	Term	Yield														
	0-3 Months	0.57%														
	3-6 Months	0.59%														
	6-12 Months	0.70%														
12-24 Months	1.01%															
24-36 Months	1.56%															
Agencies	100%	50.75%	PASS													
Agency Callables	25%	17.60%	PASS													
Commercial Paper	50%	22.68%	PASS													
-CP Single Issuer Max	5%	3.98%	PASS													
Israel Bonds	3%	1.37%	PASS													
Time Deposits	20%	0.00%	PASS													
SBA/Investment Pools	50%	0.00%	PASS													
Money Market Funds	30%	1.94%	PASS													
Interest Bearing Deposit	20%	0.16%	PASS													
Open/Closed End Funds	5%	0.00%	PASS													

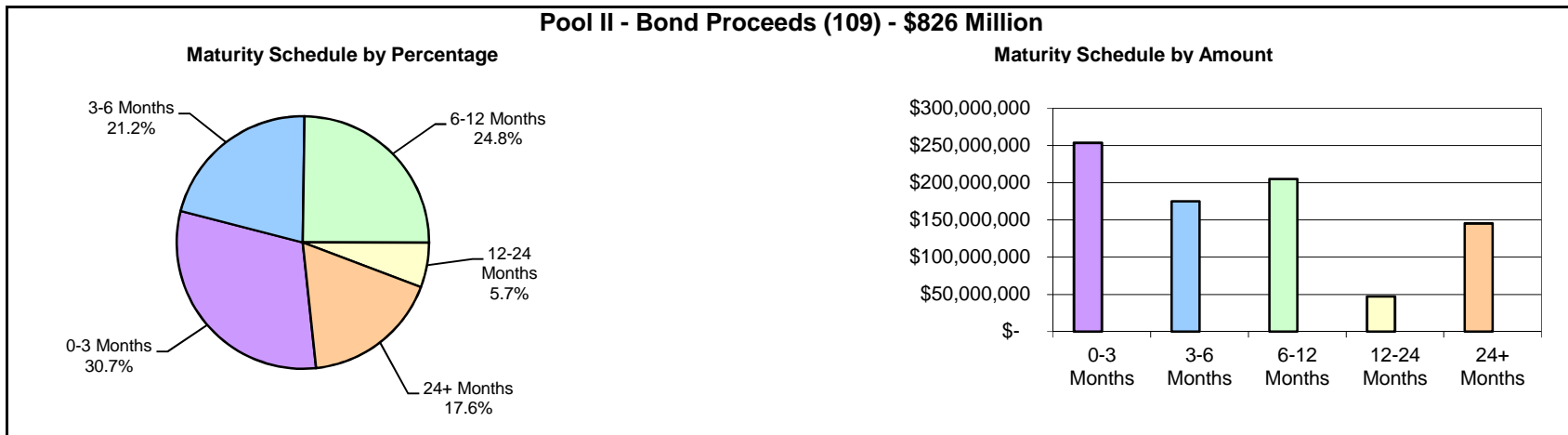

Note: The County currently holds \$1.76 billion in cash deposits with Wells Fargo Bank due to a high earnings credit rate of 0.52%. These balances offset the cost of banking services. They are not included in the investment portfolio data presented here.

Miami-Dade County Portfolio Composition December 31, 2016

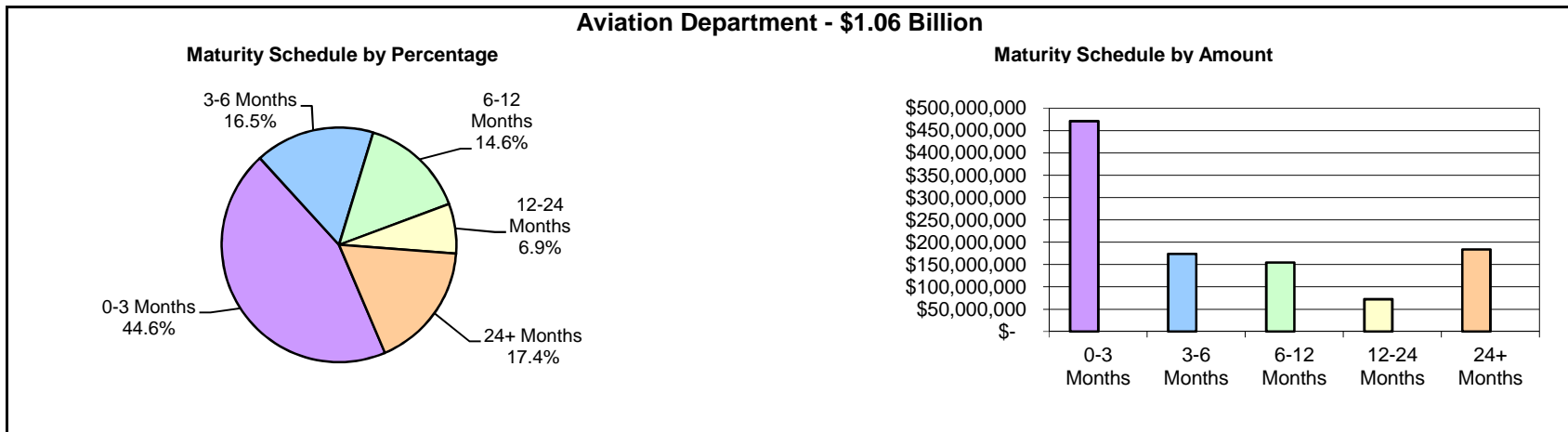
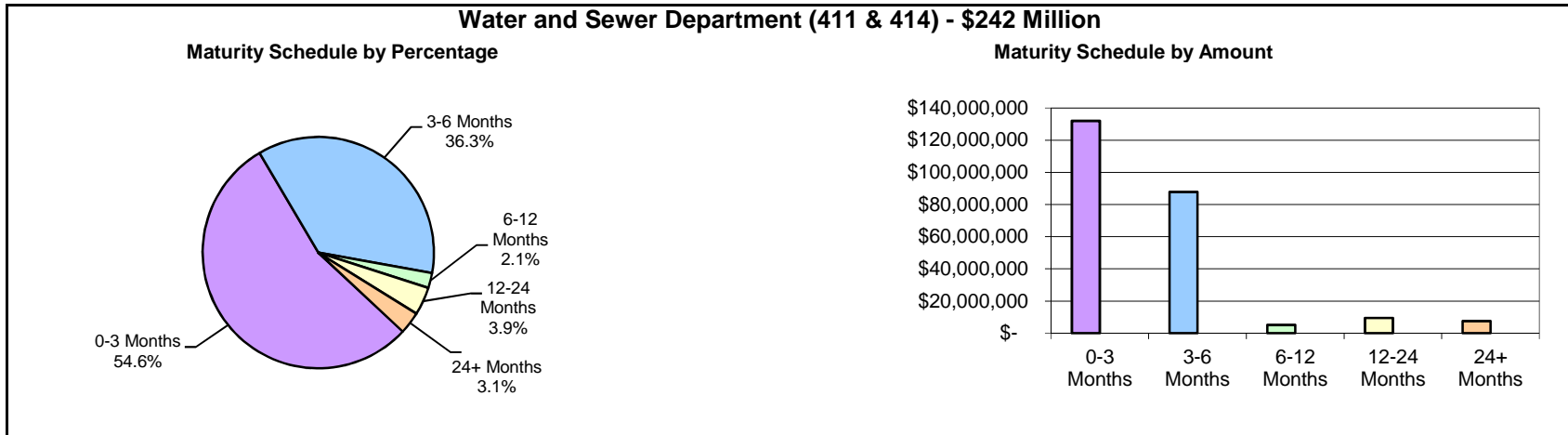


Note: Graphs above do not include miscellaneous funds totaling \$188 million and representing 5.2% of the portfolio.

Miami-Dade County Maturity Breakdown December 31, 2016

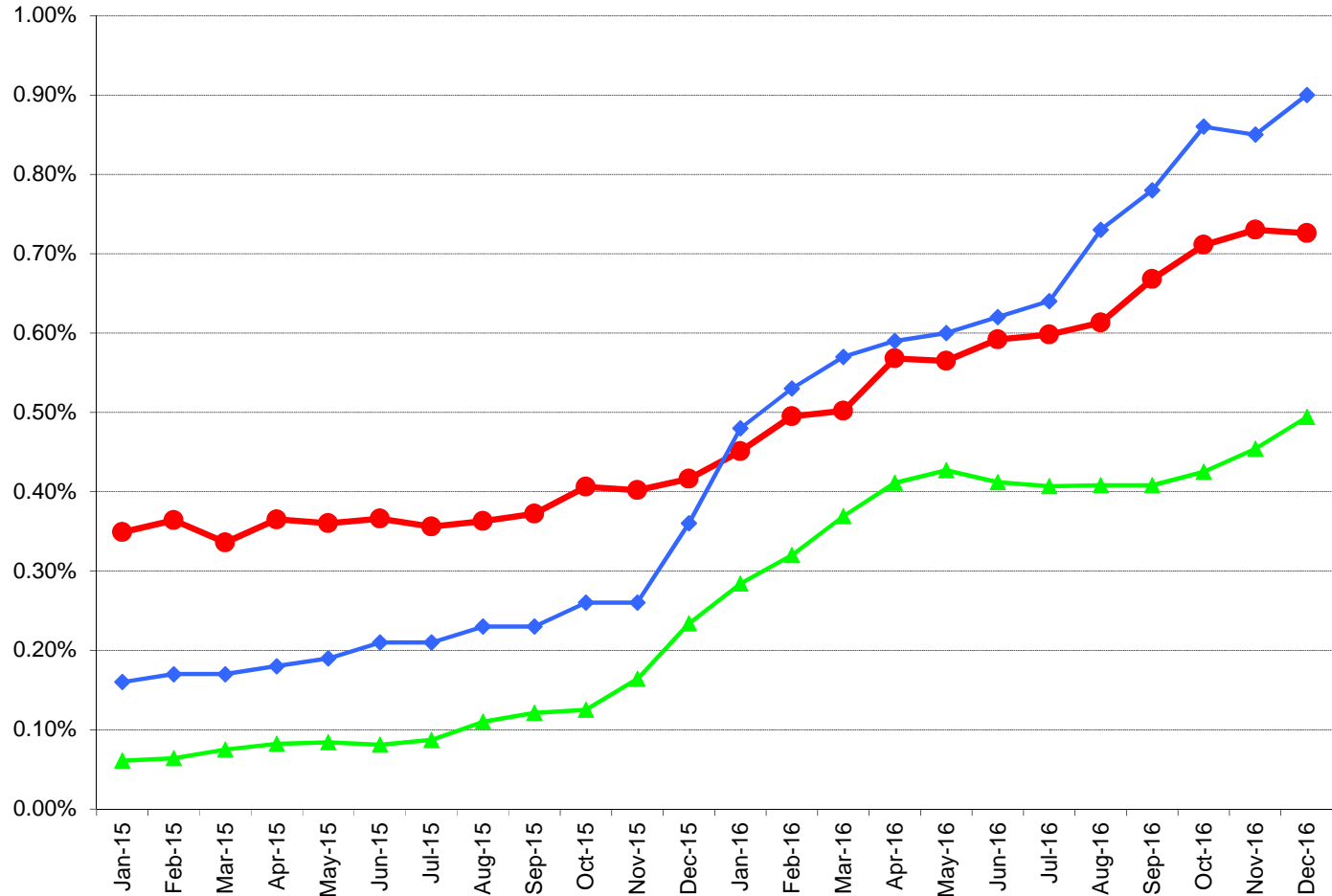


Miami-Dade County Maturity Breakdown December 31, 2016



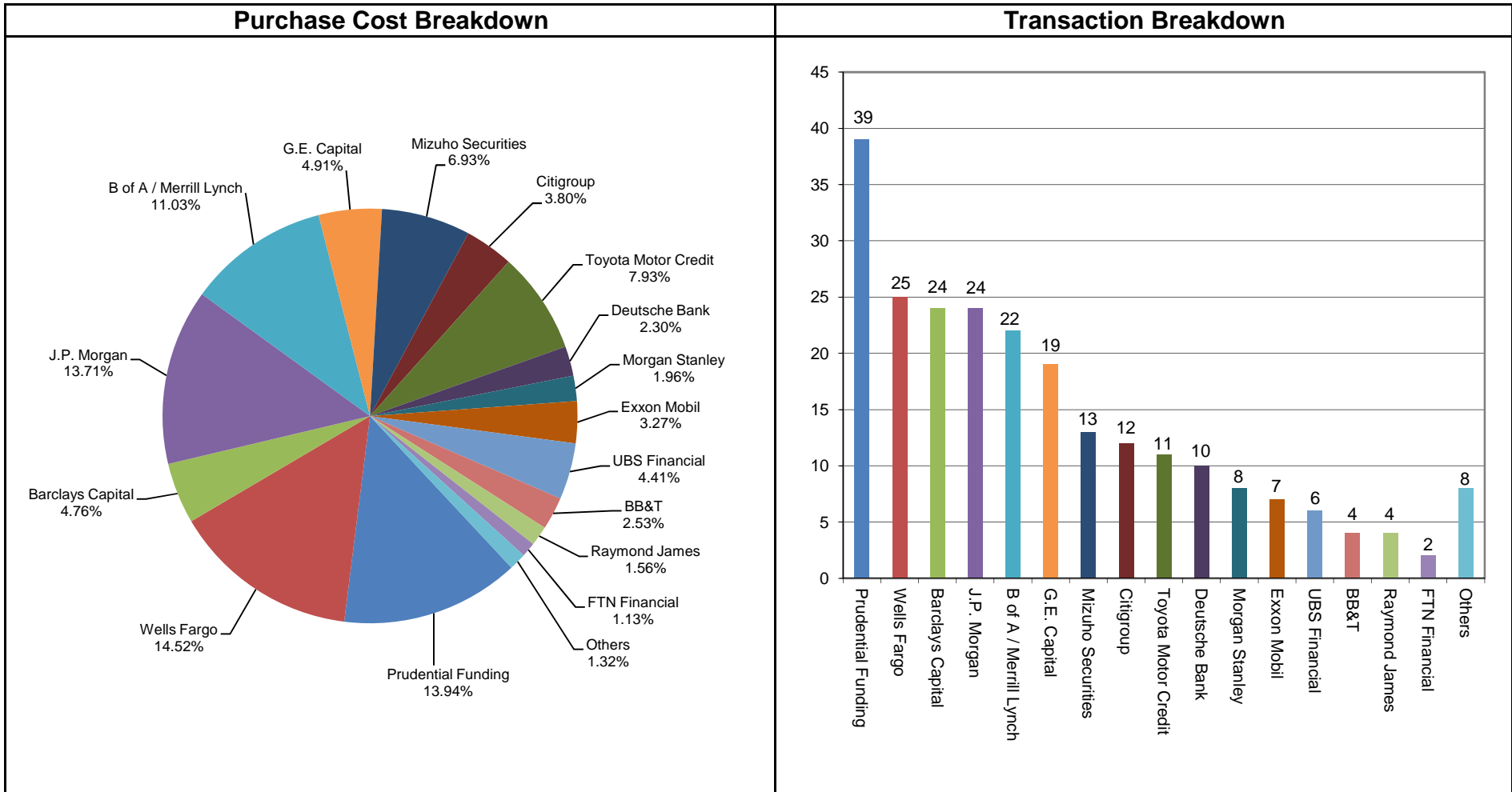
Note: Graphs above do not include miscellaneous funds totaling \$188 million and representing 5.2% of the portfolio.

Miami-Dade County Benchmark Comparisons December 31, 2016



	Jan-15	Feb-15	Mar-15	Apr-15	May-15	Jun-15	Jul-15	Aug-15	Sep-15	Oct-15	Nov-15	Dec-15	Jan-16	Feb-16	Mar-16	Apr-16	May-16	Jun-16	Jul-16	Aug-16	Sep-16	Oct-16	Nov-16	Dec-16
Miami-Dade - Earned Income Yield	0.35%	0.36%	0.34%	0.37%	0.36%	0.37%	0.36%	0.36%	0.37%	0.41%	0.40%	0.42%	0.45%	0.50%	0.50%	0.57%	0.57%	0.59%	0.60%	0.61%	0.67%	0.71%	0.73%	0.73%
Monthly Avg - Florida SBA Pool	0.16%	0.17%	0.17%	0.18%	0.19%	0.21%	0.21%	0.23%	0.23%	0.26%	0.26%	0.36%	0.48%	0.53%	0.57%	0.59%	0.60%	0.62%	0.64%	0.73%	0.78%	0.86%	0.85%	0.90%
6-Month Avg of 6-Mo T-Bill	0.06%	0.06%	0.08%	0.08%	0.08%	0.08%	0.09%	0.11%	0.12%	0.13%	0.16%	0.23%	0.28%	0.32%	0.37%	0.41%	0.43%	0.41%	0.41%	0.41%	0.41%	0.43%	0.45%	0.49%

Miami-Dade County Broker Purchase Distribution December 31, 2016





Detail Security Holdings Report

For the Period Ended

December 31, 2016



MIAMI-DADE COUNTY
REPORT WRITER
AS OF DATE: December 31, 2016
SORTING ORDER: FUND ICC#

INVESTMENT NUMBER	CUSIP NUMBER	FUND NUMBER	DESCRIPTION	PURCHASE SET DATE	MATURITY DATE	CALL DATE	INTEREST RATE	YTM TRADING	SCHEDULED PAR VALUE	CURRENT BOOK VALUE	PERIOD END INTEREST ACCRL	MARKET VALUE	UNREALIZED GAIN/LOSS
151194	WACHOVMM7	108	WELLS FARGO BANK MMK	3/1/2012	1/1/2017		0.020%	0.020%	3,887,062	3,887,061.65	0.00	3,887,061.65	0.00
151195	WACHOVIA8	108	WELLS FARGO BANK INT	3/1/2012	1/1/2017		0.019%	0.019%	0	0.00	64.49	0.00	0.00
165652	313397AC5	108	FHLMC D N	3/22/2016	1/3/2017		0.600%	0.603%	13,063,000	13,000,515.32	62,049.25	13,062,666.17	101.60
167815	30229AN47	108	CP - EXXON MOBIL	12/6/2016	1/4/2017		0.490%	0.490%	43,500,000	43,482,829.58	15,394.17	43,497,825.00	(398.75)
167767	59087AN54	108	CP - METLIFE FUND	11/30/2016	1/5/2017		0.540%	0.540%	45,000,000	44,975,700.00	21,600.00	44,997,000.00	(300.00)
167810	90328AN58	108	CP - USAA CAPITAL	12/6/2016	1/5/2017		0.450%	0.450%	20,900,000	20,892,162.50	6,792.50	20,898,606.67	(348.33)
167861	90328AN58	108	CP - USAA CAPITAL	12/13/2016	1/5/2017		0.470%	0.470%	35,000,000	34,989,490.28	8,681.94	34,997,666.67	(505.55)
167374	02665JN63	108	CP - AMERICAN HONDA	10/12/2016	1/6/2017		0.600%	0.601%	10,000,000	9,985,666.67	13,500.00	9,999,166.67	0.00
167857	48306AN94	108	CP - KAISER FOUNDATI	12/12/2016	1/9/2017		0.600%	0.600%	7,008,000	7,004,729.60	2,336.00	7,007,065.60	0.00
167920	38480JNH6	108	CP - GRAINGER	12/19/2016	1/17/2017		0.620%	0.620%	20,000,000	19,990,011.11	4,477.78	19,994,666.67	177.78
167604	02665JNK2	108	CP - AMERICAN HONDA	11/8/2016	1/19/2017		0.650%	0.651%	8,500,000	8,488,950.00	8,287.50	8,497,450.00	212.50
167691	48306ANK9	108	CP - KAISER FOUNDATI	11/18/2016	1/19/2017		0.730%	0.731%	20,140,000	20,114,679.54	17,969.36	20,133,958.00	1,309.10
165958	313385AV8	108	FHLB D N	5/3/2016	1/20/2017		0.500%	0.502%	7,485,000	7,457,762.92	25,261.87	7,483,182.81	158.02
167721	313385AV8	108	FHLB D N	11/22/2016	1/20/2017		0.425%	0.425%	48,000,000	47,966,566.67	22,666.66	47,988,346.67	(886.66)
167153	64105RNP1	108	CP - NESTLE FINANCIA	9/15/2016	1/23/2017		0.730%	0.732%	35,000,000	34,907,736.11	76,650.00	34,987,166.67	2,780.56
167553	02665JNP1	108	CP - AMERICAN HONDA	11/2/2016	1/23/2017		0.650%	0.651%	6,000,000	5,991,116.67	6,500.00	5,997,800.00	183.33
167280	46640PNQ2	108	CP - JP MORGAN	9/26/2016	1/24/2017		0.900%	0.903%	8,000,000	7,976,000.00	19,400.00	7,996,933.33	1,533.33
165928	3130A7UU7	108	FHLB - BULLET	4/27/2016	1/25/2017		0.540%	0.581%	3,300,000	3,299,336.37	7,722.00	3,299,802.00	465.63
162517	3137EADU0	108	FHLMC - BULLET	4/2/2015	1/27/2017		0.500%	0.510%	10,000,000	9,999,477.93	21,388.89	9,999,900.00	422.07
167713	313385BK1	108	FHLB D N	11/22/2016	2/3/2017		0.460%	0.460%	41,000,000	40,961,756.11	20,955.56	40,982,711.67	0.00
167173	46640PP31	108	CP - JP MORGAN	9/15/2016	2/3/2017		0.950%	0.954%	4,685,000	4,667,567.90	13,352.25	4,682,423.25	1,503.10
165762	313385BS4	108	FHLB D N	4/1/2016	2/10/2017		0.610%	0.613%	1,340,000	1,332,847.75	6,244.03	1,339,315.11	223.33
167701	48306APG6	108	CP - KAISER FOUNDATI	11/21/2016	2/16/2017		0.800%	0.802%	15,000,000	14,971,000.00	13,666.67	14,988,500.00	3,833.33
167740	313385BZ8	108	FHLB D N	11/28/2016	2/17/2017		0.500%	0.501%	48,000,000	47,946,000.00	22,666.67	47,971,173.33	2,506.66
167848	89233GPM2	108	CP - TOYOTA MOTOR	12/12/2016	2/21/2017		0.720%	0.721%	30,000,000	29,957,400.00	12,000.00	29,974,500.00	5,100.00
154921	3133ECG99	108	FFCB - BULLET	2/22/2013	2/22/2017		0.660%	0.679%	2,000,000	1,999,809.17	4,730.00	2,000,660.00	850.83
159433	3133ECG99	108	FFCB - BULLET	5/23/2014	2/22/2017		0.660%	0.710%	1,000,000	999,752.60	2,365.00	1,000,330.00	577.40
165714	912796JE0	108	TREASURY BILLS	3/29/2016	3/2/2017		0.605%	0.608%	4,500,000	4,474,438.75	21,023.75	4,496,547.54	1,085.04
167742	313385CP9	108	FHLB D N	11/28/2016	3/3/2017		0.500%	0.501%	40,000,000	39,947,222.22	18,888.89	39,966,111.11	0.00
167743	64105RQ37	108	CP - NESTLE FINANCIA	11/28/2016	3/3/2017		0.560%	0.561%	15,000,000	14,977,833.33	7,933.33	14,982,208.33	(3,558.33)
167865	89233GQ33	108	CP - TOYOTA MOTOR	12/13/2016	3/3/2017		0.750%	0.751%	20,000,000	19,966,666.67	7,916.67	19,976,277.78	1,694.44
167830	02665JQ60	108	CP - AMERICAN HONDA	12/8/2016	3/6/2017		0.800%	0.802%	16,036,000	16,004,640.71	8,552.53	16,016,044.09	2,850.85
167844	46640PQ89	108	CP - JP MORGAN	12/9/2016	3/8/2017		0.900%	0.902%	10,000,000	9,977,750.00	5,750.00	9,987,166.67	3,666.67
167749	313385DD5	108	FHLB D N	11/28/2016	3/17/2017		0.500%	0.501%	48,600,000	48,526,425.00	22,950.00	48,549,375.00	0.00
167232	46640PQL0	108	CP - JP MORGAN	9/21/2016	3/20/2017		1.000%	1.005%	10,000,000	9,950,000.00	28,333.33	9,984,833.33	6,500.00
155387	3133ECKC7	108	FFCB - BULLET	3/28/2013	3/28/2017		0.650%	0.658%	1,900,000	1,899,929.78	3,190.42	1,900,760.00	830.22
165968	313385DR4	108	FHLB D N	5/4/2016	3/29/2017		0.610%	0.613%	3,000,000	2,983,275.83	12,301.67	2,996,375.00	797.50
167756	912828J92	108	TREASURY NOTES	11/29/2016	3/31/2017		0.500%	0.535%	30,000,000	30,021,209.65	38,324.17	30,001,500.00	5,015.62
167750	313385DT0	108	FHLB D N	11/28/2016	3/31/2017		0.550%	0.551%	17,100,000	17,067,866.25	8,882.50	17,078,862.50	2,113.75
167523	313385DW3	108	FHLB D N	10/31/2016	4/3/2017		0.380%	0.381%	23,000,000	22,962,612.22	15,052.22	22,968,847.78	(8,816.66)
167744	313397DW8	108	FHLMC D N	11/28/2016	4/3/2017		0.545%	0.546%	15,000,000	14,971,387.50	7,720.83	14,979,683.33	575.00
167306	46640PR39	108	CP - JP MORGAN	9/29/2016	4/3/2017		1.000%	1.005%	10,000,000	9,948,333.33	26,111.11	9,974,444.44	0.00
167804	64105RR36	108	CP - NESTLE FINANCIA	12/6/2016	4/3/2017		0.630%	0.631%	15,000,000	14,969,025.00	6,825.00	14,961,666.67	(14,183.33)
167866	48306ARA7	108	CP - KAISER FOUNDATI	12/13/2016	4/10/2017		0.970%	0.973%	13,351,000	13,308,551.24	6,834.97	13,314,284.75	(1,101.46)
165946	3130A7TL9	108	FHLB - BULLET	4/29/2016	4/20/2017		0.625%	0.638%	3,000,000	2,999,801.71	3,697.92	2,999,370.00	(431.71)
162675	3133EEZR4	108	FFCB - BULLET	4/23/2015	4/21/2017		0.600%	0.651%	2,000,000	1,999,503.43	2,333.33	2,000,180.00	676.57
165553	3133ECMM3	108	FFCB - BULLET	3/10/2016	4/25/2017		0.600%	0.750%	2,300,000	2,298,298.34	2,530.00	2,300,138.00	1,839.66
165929	3130A7UG8	108	FHLB - BULLET	4/27/2016	4/26/2017		0.625%	0.648%	2,800,000	2,799,679.77	3,159.72	2,799,692.00	12.23
167532	313589FM0	108	FNMA D N	10/31/2016	5/12/2017		0.450%	0.451%	33,000,000	32,920,387.50	25,575.00	32,933,954.17	(12,008.33)
167139	313313FQ6	108	FFCB D N	9/13/2016	5/15/2017		0.600%	0.602%	12,000,000	11,951,200.00	22,000.00	11,975,433.33	2,233.33
166879	313313FS2	108	FFCB D N	8/17/2016	5/17/2017		0.550%	0.552%	5,000,000	4,979,145.83	10,465.28	4,989,611.11	0.00
166261	3130A5EP0	108	FHLB - BULLET	6/7/2016	5/30/2017		0.625%	0.667%	4,000,000	3,999,173.11	2,152.78	3,998,280.00	(893.11)
166262	3130A5EP0	108	FHLB - BULLET	6/8/2016	5/30/2017		0.625%	0.667%	2,000,000	1,999,585.39	1,076.39	1,999,140.00	(445.39)
166252	31359MEL3	108	FNMA - BULLET	6/3/2016	6/1/2017		0.690%	1.394%	3,000,000	2,979,270.00	11,960.00	2,991,300.00	12,030.00

MIAMI-DADE COUNTY
REPORT WRITER
AS OF DATE: December 31, 2016
SORTING ORDER: FUND ICC#

INVESTMENT NUMBER	CUSIP NUMBER	FUND NUMBER	DESCRIPTION	PURCHASE SET DATE	MATURITY DATE	CALL DATE	INTEREST RATE	YTM TRADING	SCHEDULED PAR VALUE	CURRENT BOOK VALUE	PERIOD END INTEREST ACCRL	MARKET VALUE	UNREALIZED GAIN/LOSS
167741	912796KB4	108	TREASURY BILLS	11/28/2016	7/20/2017		0.620%	0.623%	44,000,000	43,822,680.00	25,764.44	43,845,452.74	(2,991.70)
166735	912828TG5	108	TREASURY NOTES	8/2/2016	7/31/2017		0.500%	0.587%	4,300,000	4,296,421.54	8,997.28	4,295,614.00	(690.69)
167757	912828TG5	108	TREASURY NOTES	11/29/2016	7/31/2017		0.500%	0.709%	25,000,000	25,005,944.29	52,309.78	24,974,500.00	9,656.25
166859	313589JV6	108	FNMA D N	8/15/2016	7/31/2017		0.570%	0.573%	5,000,000	4,972,291.67	11,004.17	4,982,416.67	(879.17)
167755	313397JZ5	108	FHLMC D N	11/29/2016	8/4/2017		0.600%	0.602%	48,700,000	48,498,706.67	26,785.00	48,525,491.67	0.00
166977	313313KC1	108	FFCB D N	8/30/2016	8/7/2017		0.660%	0.664%	5,000,000	4,968,650.00	11,366.67	4,981,833.33	1,816.66
167022	3133EGTG0	108	FFCB - BULLE	9/6/2016	9/6/2017		0.680%	0.680%	5,000,000	5,000,000.00	10,861.11	4,993,000.00	(7,000.00)
167233	313313LP1	108	FFCB D N	9/21/2016	9/11/2017		0.690%	0.695%	3,500,000	3,476,185.42	6,842.50	3,483,765.83	737.91
167105	3130A9F22	108	FHLB - BULLE	9/12/2016	9/12/2017		0.625%	0.640%	2,800,000	2,799,580.00	5,298.61	2,796,416.00	(3,164.00)
167524	313397ML2	108	FHLMC D N	10/31/2016	10/2/2017		0.630%	0.634%	21,000,000	20,876,520.00	22,785.00	20,892,060.00	(7,245.00)
167526	313589ML4	108	FNMA D N	10/31/2016	10/2/2017		0.640%	0.644%	20,000,000	19,880,533.40	22,044.43	19,897,200.00	(5,377.83)
167530	313589ML4	108	FNMA D N	10/31/2016	10/2/2017		0.640%	0.644%	22,000,000	21,868,586.67	24,248.89	21,886,920.00	(5,915.56)
164425	3134G7S77	108	FHLMC STEP UP	10/29/2015	10/29/2017	1/29/2017	1.125%	1.188%	10,000,000	9,993,775.65	19,375.00	9,934,500.00	(59,275.65)
167612	313397NS6	108	FHLMC D N	11/9/2016	11/1/2017		0.620%	0.624%	8,500,000	8,447,739.17	7,758.61	8,450,785.00	(4,712.78)
167627	313313NT1	108	FFCB D N	11/10/2016	11/2/2017		0.740%	0.745%	10,000,000	9,926,616.67	10,688.89	9,941,900.00	4,594.44
165412	3134G8MC0	108	FHLMC C I	2/24/2016	11/7/2017	2/7/2017	0.850%	0.850%	2,000,000	2,000,000.00	2,550.00	1,999,480.00	(520.00)
165413	3134G8MC0	108	FHLMC C I	2/24/2016	11/7/2017	2/7/2017	0.850%	0.850%	4,000,000	4,000,000.00	5,100.00	3,998,960.00	(1,040.00)
164600	3130A6SA6	108	FHLB - BULLE	11/17/2015	11/17/2017		0.940%	0.940%	2,000,000	2,000,000.00	2,297.78	2,000,680.00	680.00
167722	313381B20	108	FHLB - BULLE	11/23/2016	12/8/2017		0.750%	0.898%	6,000,000	5,991,034.11	2,875.00	5,987,760.00	(3,274.11)
166734	3133EGGP4	108	FFCB - BULLE	8/2/2016	12/20/2017		0.700%	0.738%	4,600,000	4,598,242.71	983.89	4,588,178.00	(10,064.71)
167084	3130A8SE4	108	FHLB - BULLE	9/8/2016	1/19/2018		0.750%	0.750%	3,700,000	3,703,777.08	12,487.50	3,695,301.00	(4,699.00)
167613	3133EGE68	108	FFCB - BULLE	11/9/2016	3/8/2018		0.800%	0.800%	8,000,000	8,000,177.78	9,422.22	7,973,760.00	(26,240.00)
167082	3137EAEA3	108	FHLMC C I	9/8/2016	4/9/2018		0.750%	0.760%	5,000,000	4,999,244.29	8,541.68	4,981,550.00	(17,694.29)
167108	3133EGUA1	108	FFCB - BULLE	9/12/2016	4/12/2018		0.790%	0.790%	4,300,000	4,300,000.00	7,454.53	4,277,683.00	(22,317.00)
167309	3133EGUA1	108	FFCB - BULLE	9/29/2016	4/12/2018		0.790%	0.801%	4,000,000	3,999,376.00	6,934.44	3,979,240.00	(20,136.00)
164428	3136G2RK5	108	FNMA STEP UP	10/29/2015	4/29/2018	1/29/2017	1.375%	1.375%	5,000,000	5,000,000.00	11,840.28	4,962,550.00	(37,450.00)
166330	46513CLY0	108	JUBILEE ISSUE BONDS	6/15/2016	6/1/2018		1.620%	1.620%	22,000,000	22,000,000.00	59,562.74	21,932,460.00	(67,540.00)
167107	3130A96A4	108	FHLB C I	9/15/2016	6/15/2018	3/15/2017	1.000%	1.000%	4,400,000	4,400,000.00	1,955.56	4,377,032.00	(22,968.00)
167002	3134G92H9	108	FHLMC C I	8/31/2016	7/27/2018		0.850%	0.880%	4,000,000	4,000,931.11	14,544.44	3,980,400.00	(17,320.00)
166925	3134GAEG5	108	FHLMC STEP UP	8/24/2016	8/24/2018	2/24/2017	1.250%	1.250%	2,210,000	2,210,000.00	9,745.49	2,170,684.10	(39,315.90)
167296	3134GAMD3	108	FHLMC C I	9/28/2016	9/28/2018	3/28/2017	1.050%	1.050%	3,947,000	3,947,000.00	10,706.24	3,921,620.79	(25,379.21)
167663	3133EGJ48	108	FFCB - BULLE	11/16/2016	11/16/2018		0.890%	0.940%	4,000,000	3,996,040.00	4,450.00	3,973,320.00	(22,720.00)
166974	3134G92B2	108	FHLMC C I	8/30/2016	1/30/2019	7/30/2018	0.950%	1.014%	4,600,000	4,596,771.06	18,451.12	4,566,466.00	(26,542.00)
165584	3136G2ZF7	108	FNMA C I	3/15/2016	2/26/2019	2/26/2017	1.200%	1.300%	4,500,000	4,488,985.56	18,750.00	4,477,770.00	(11,215.56)
165601	3136G2ZG5	108	FNMA C I	3/16/2016	8/26/2019	2/26/2017	1.300%	1.374%	4,750,000	4,739,673.09	21,440.97	4,693,332.50	(46,340.59)
166973	3134GAFY5	108	FHLMC C I	8/30/2016	8/28/2019	2/28/2017	1.300%	1.300%	6,200,000	6,200,000.00	27,090.56	6,172,286.00	(27,714.00)
167699	3133EGJ30	108	FFCB - BULLE	11/18/2016	11/18/2019		1.100%	1.100%	6,000,000	6,000,000.00	7,883.33	5,931,420.00	(68,580.00)
165724	3134G8TX7	108	FHLMC C I	3/30/2016	12/30/2019	3/30/2017	1.375%	1.375%	5,250,000	5,250,000.00	18,247.40	5,193,982.50	(56,017.50)
167001	3136G3Z32	108	FNMA C I	8/31/2016	2/24/2020	2/24/2017	1.200%	1.229%	4,690,000	4,686,404.33	19,854.33	4,617,914.70	(67,395.30)
166976	3135G0N66	108	FNMA C I	8/30/2016	8/24/2020	2/24/2017	1.400%	1.413%	7,800,000	7,797,920.00	38,523.33	7,596,186.00	(199,914.00)
166957	3136G3U86	108	FNMA C I	8/26/2016	8/25/2020	8/25/2017	1.300%	1.300%	1,950,000	1,950,070.42	8,872.50	1,896,960.00	(53,040.00)
166975	3136G33E3	108	FNMA C I	8/30/2016	8/28/2020	8/28/2017	1.250%	1.276%	3,020,000	3,016,980.00	12,688.19	2,943,503.40	(73,476.60)
167845	3130A9ZQ7	108	FHLB C I	12/9/2016	2/26/2021	5/26/2017	1.500%	1.810%	4,300,000	4,247,776.50	5,554.17	4,196,198.00	(49,966.00)
166137	3136G3QU2	108	FNMA C I	5/25/2016	5/25/2021	2/25/2017	1.750%	1.750%	5,200,000	5,200,000.00	9,100.00	5,201,872.00	1,872.00
167913	3136GHW67	108	FNMA C I	12/16/2016	6/16/2021	6/16/2017	2.000%	2.035%	4,650,000	4,643,025.00	3,875.00	4,643,025.00	0.00
166972	3136G3A70	108	FNMA C I	8/30/2016	7/27/2021	1/27/2017	1.500%	1.526%	6,600,000	6,600,825.00	42,350.00	6,382,200.00	(209,550.00)
166801	3136G3X83	108	FNMA C I	8/24/2016	8/24/2021	2/24/2017	1.550%	1.550%	4,390,000	4,390,000.00	24,004.76	4,241,749.70	(148,250.30)
166958	3136G33A1	108	FNMA C I	8/30/2016	8/24/2021	2/24/2017	1.600%	1.600%	5,725,000	5,725,000.00	30,787.78	5,592,752.50	(132,247.50)
166802	3134G95L7	108	FHLMC C I	8/25/2016	8/25/2021	2/25/2017	1.600%	1.600%	7,000,000	7,000,000.00	39,200.00	6,759,130.00	(240,870.00)
166805	3134GAAE4	108	FHLMC C I	8/25/2016	8/25/2021	2/25/2017	1.625%	1.625%	6,100,000	6,100,000.00	34,693.75	5,874,544.00	(225,456.00)
167023	3136G35Q4	108	FNMA C I	9/15/2016	9/15/2021	3/15/2017	1.550%	1.571%	5,600,000	5,594,400.00	25,557.78	5,412,736.00	(181,664.00)
167025	3136G35G6	108	FNMA C I	9/23/2016	9/23/2021	3/23/2017	1.550%	1.560%	6,300,000	6,296,850.00	26,582.50	6,116,229.00	(180,621.00)
167329	3136G4DE0	108	FNMA C I	9/30/2016	9/29/2021	9/29/2017	1.450%	1.450%	8,000,000	8,000,000.00	29,322.22	7,722,640.00	(277,360.00)
167720	3134GAYJ7	108	FHLMC C I	11/30/2016	11/24/2021	2/24/2017	1.750%	1.750%	5,540,000	5,540,000.00	8,348.47	5,426,540.80	(113,459.20)

MIAMI-DADE COUNTY
REPORT WRITER
AS OF DATE: December 31, 2016
SORTING ORDER: FUND ICC#

INVESTMENT NUMBER	CUSIP NUMBER	FUND NUMBER	DESCRIPTION	PURCHASE SET DATE	MATURITY DATE	CALL DATE	INTEREST RATE	YTM TRADING	SCHEDULED PAR VALUE	CURRENT BOOK VALUE	PERIOD END INTEREST ACCRL	MARKET VALUE	UNREALIZED GAIN/LOSS
167718	3130AAAD0	108	FHLB C I	11/28/2016	11/24/2021	2/24/2017	2.050%	2.050%	7,350,000	7,350,000.00	13,811.88	7,288,701.00	(61,299.00)
167719	3136G4GY3	108	FNMA C I	11/30/2016	11/26/2021	5/26/2017	1.850%	1.850%	3,600,000	3,600,000.00	5,735.00	3,532,788.00	(67,212.00)
167862	3134GAZD9	108	FHLMC C I	12/13/2016	12/13/2021	3/13/2017	2.000%	2.000%	5,000,000	5,000,000.00	5,000.00	4,933,750.00	(66,250.00)
167919	3134GAC51	108	FHLMC C I	12/20/2016	12/20/2021	3/20/2017	2.420%	2.420%	10,000,000	10,000,000.00	7,394.44	10,002,100.00	2,100.00
167817	3130AAEF1	108	FHLB C I	12/23/2016	12/23/2021	6/23/2017	2.150%	2.150%	8,000,000	8,000,000.00	3,822.22	7,985,040.00	(14,960.00)
167818	3136G4JL8	108	FNMA C I	12/29/2016	12/29/2021	6/29/2017	2.100%	2.100%	6,000,000	6,000,000.00	700.00	5,984,580.00	(15,420.00)
168013	3134GAZR8	108	FHLMC CI	12/30/2016	12/30/2021	3/30/2017	2.050%	2.177%	5,000,000	4,970,000.00	284.72	4,975,400.00	5,400.00
108 Total									1,336,467,062	1,334,093,874.20	1,713,772.99	1,331,832,276.10	(3,003,912.05)
151198	WACHOVIA8	109	WELLS FARGO BANK INT	3/1/2012	1/1/2017		0.020%	0.020%	0	0.00	0.05	0.00	0.00
165774	825252885	109	AIM MMKT FUND 9922	4/5/2016	1/1/2017		0.256%	0.256%	0	0.00	0.01	0.00	0.00
165749	31607A703	109	FIDELITY GOV MMKT FU	3/30/2016	1/1/2017		0.372%	0.372%	33,533,620	33,533,619.53	-0.01	33,533,619.53	0.00
165630	313397AC5	109	FHLMC D N	3/18/2016	1/3/2017		0.600%	0.603%	5,100,000	5,075,265.00	24,565.00	5,099,869.67	39.67
165698	313397AC5	109	FHLMC D N	3/28/2016	1/3/2017		0.500%	0.502%	6,000,000	5,976,583.33	23,250.00	5,999,846.67	13.34
165732	313397AC5	109	FHLMC D N	3/30/2016	1/3/2017		0.560%	0.562%	734,000	730,814.44	3,162.72	733,981.24	4.08
167307	89233GN36	109	CP - TOYOTA MOTOR	9/29/2016	1/3/2017		0.620%	0.621%	2,498,000	2,493,869.97	4,043.99	2,497,916.73	2.77
165478	313397AD3	109	FHLMC D N	3/1/2016	1/4/2017		0.570%	0.573%	3,185,000	3,169,417.39	15,431.32	3,184,877.91	29.20
167140	89233GN44	109	CP - TOYOTA MOTOR	9/13/2016	1/4/2017		0.860%	0.862%	3,600,000	3,590,282.00	9,460.00	3,599,820.00	78.00
165728	313385AE6	109	FHLB D N	3/30/2016	1/5/2017		0.500%	0.502%	3,000,000	2,988,291.67	11,541.66	2,999,846.67	13.34
165729	313385AF3	109	FHLB D N	3/30/2016	1/6/2017		0.500%	0.502%	1,500,000	1,494,125.00	5,770.83	1,499,904.17	8.34
165954	313589AF0	109	FNMA D N	5/2/2016	1/6/2017		0.420%	0.421%	1,100,000	1,096,804.50	3,131.33	1,099,929.72	(6.11)
165960	313589AF0	109	FNMA D N	5/3/2016	1/6/2017		0.420%	0.421%	1,400,000	1,395,949.33	3,969.00	1,399,910.56	(7.77)
167373	02665JN63	109	CP - AMERICAN HONDA	10/12/2016	1/6/2017		0.600%	0.601%	10,000,000	9,985,666.67	13,500.00	9,999,166.67	0.00
165810	313397AJ0	109	FHLMC D N	4/13/2016	1/9/2017		0.440%	0.441%	1,498,000	1,493,038.29	4,815.24	1,497,846.87	(6.66)
165953	313589AL7	109	FNMA D N	5/2/2016	1/11/2017		0.420%	0.421%	1,400,000	1,395,851.33	3,985.34	1,399,821.11	(15.56)
166000	313589AL7	109	FNMA D N	5/6/2016	1/11/2017		0.410%	0.411%	2,000,000	1,994,305.56	5,466.66	1,999,744.44	(27.78)
159538	3133EDNC2	109	FFCB - BULLET	6/13/2014	1/13/2017		0.700%	0.724%	2,000,000	1,999,767.62	6,533.33	2,000,260.00	492.38
166075	3133EE3Y4	109	FFCB - BULLET	5/18/2016	1/13/2017		0.500%	0.521%	8,000,000	7,999,146.00	18,666.67	8,000,400.00	1,254.00
166220	313589AS2	109	FNMA D N	6/1/2016	1/17/2017		0.470%	0.471%	1,300,000	1,296,096.39	3,632.05	1,299,734.22	5.78
167447	02665JN5	109	CP - AMERICAN HONDA	10/19/2016	1/18/2017		0.650%	0.651%	5,000,000	4,991,784.72	6,680.56	4,998,583.33	118.05
165855	3130A7T62	109	FHLB - BULLET	4/19/2016	1/18/2017		0.550%	0.550%	2,000,000	2,000,030.56	7,730.56	1,999,980.00	(20.00)
165952	313385AV8	109	FHLB D N	5/2/2016	1/20/2017		0.500%	0.502%	2,515,000	2,505,813.26	8,523.06	2,514,389.41	53.09
166219	313589AV5	109	FNMA D N	6/1/2016	1/20/2017		0.470%	0.471%	1,700,000	1,694,828.69	4,749.62	1,699,587.28	8.97
165959	313589AY9	109	FNMA D N	5/3/2016	1/23/2017		0.430%	0.431%	2,100,000	2,093,352.92	6,095.25	2,099,409.67	(38.50)
166626	46640PNP4	109	CP - JP MORGAN	7/22/2016	1/23/2017		0.900%	0.904%	10,046,000	9,999,537.25	40,937.45	10,042,316.47	1,841.77
167916	48306ANP8	109	CP - KAISER FOUNDATI	12/16/2016	1/23/2017		0.700%	0.701%	3,941,000	3,938,088.04	1,226.09	3,939,554.97	240.84
167769	89233GNQ5	109	CP - TOYOTA MOTOR	11/30/2016	1/24/2017		0.610%	0.611%	15,000,000	14,986,020.83	8,133.34	14,994,250.00	95.83
165898	3130A7UU7	109	FHLB - BULLET	4/25/2016	1/25/2017		0.540%	0.580%	3,500,000	3,499,301.27	8,190.00	3,499,790.00	488.73
165704	313385BB1	109	FHLB D N	3/28/2016	1/26/2017		0.600%	0.603%	3,007,000	2,991,764.52	13,982.56	3,006,039.43	292.35
167625	02665JNT3	109	CP - AMERICAN HONDA	11/10/2016	1/27/2017		0.660%	0.661%	2,350,000	2,346,639.50	2,240.33	2,348,981.67	101.84
162937	3137EADU0	109	FHLMC - BULLET	5/27/2015	1/27/2017		0.500%	0.594%	2,000,000	1,999,065.53	4,277.78	1,999,980.00	914.47
165962	3137EADU0	109	FHLMC - BULLET	5/3/2016	1/27/2017		0.500%	0.519%	1,000,000	999,904.76	2,138.89	999,990.00	85.24
165804	912828H78	109	TREASURY NOTES	4/7/2016	1/31/2017		0.500%	0.524%	4,747,000	4,746,432.55	9,932.58	4,747,522.17	1,089.62
167962	38480JP19	109	CP - GRAINGER	12/23/2016	2/1/2017		0.630%	0.630%	6,000,000	5,995,800.00	945.00	5,996,900.00	155.00
165961	313385BJ4	109	FHLB D N	5/3/2016	2/2/2017		0.490%	0.492%	1,200,000	1,195,508.33	3,969.00	1,199,509.33	32.00
165702	313313BP2	109	FFCB D N	3/28/2016	2/7/2017		0.580%	0.583%	4,000,000	3,979,635.56	17,980.00	3,998,108.89	493.33
165716	313313BP2	109	FFCB D N	3/29/2016	2/7/2017		0.580%	0.583%	3,600,000	3,581,730.00	16,124.00	3,598,298.00	444.00
165717	313385BS4	109	FHLB D N	3/29/2016	2/10/2017		0.650%	0.654%	3,200,000	3,181,626.67	16,062.22	3,198,364.44	675.55
165965	313385BV7	109	FHLB D N	5/4/2016	2/13/2017		0.490%	0.492%	1,505,000	1,499,161.85	4,957.31	1,504,173.09	53.93
166854	46640PPD9	109	CP - JP MORGAN	8/15/2016	2/13/2017		0.920%	0.924%	5,000,000	4,976,744.44	17,761.11	4,996,416.67	1,911.12
166001	313589BW2	109	FNMA D N	5/6/2016	2/14/2017		0.450%	0.452%	1,400,000	1,395,030.00	4,200.00	1,399,212.89	(17.11)
166131	912828B74	109	TREASURY NOTES	5/24/2016	2/15/2017		0.625%	0.636%	3,600,000	3,599,807.23	8,498.64	3,600,864.00	1,056.77
165999	313385BY1	109	FHLB D N	5/6/2016	2/16/2017		0.480%	0.482%	2,600,000	2,598,085.34	8,319.99	2,598,471.78	66.45
167687	02665JPG9	109	CP - AMERICAN HONDA	11/17/2016	2/16/2017		0.650%	0.651%	3,246,000	3,240,666.64	2,637.38	3,243,511.40	207.38
167949	02665JPG9	109	CP - AMERICAN HONDA	12/22/2016	2/16/2017		0.750%	0.751%	5,000,000	4,994,166.67	1,041.67	4,996,166.67	958.33

MIAMI-DADE COUNTY
REPORT WRITER
AS OF DATE: December 31, 2016
SORTING ORDER: FUND ICC#

INVESTMENT NUMBER	CUSIP NUMBER	FUND NUMBER	DESCRIPTION	PURCHASE SET DATE	MATURITY DATE	CALL DATE	INTEREST RATE	YTM TRADING	SCHEDULED PAR VALUE	CURRENT BOOK VALUE	PERIOD END INTEREST ACCRL	MARKET VALUE	UNREALIZED GAIN/LOSS
166011	313397BZ3	109	FHLMC D N	5/10/2016	2/17/2017		0.450%	0.452%	2,000,000	1,992,925.00	5,900.00	1,998,798.89	(26.11)
167066	89233GPM2	109	CP - TOYOTA MOTOR	9/7/2016	2/21/2017		0.950%	0.954%	5,000,000	4,977,965.28	15,305.55	4,995,750.00	2,479.17
154922	3133ECG99	109	FFCB - BULLET	2/22/2013	2/22/2017		0.660%	0.679%	1,500,000	1,499,859.08	3,547.50	1,500,495.00	635.92
166052	313589CK7	109	FNMA D N	5/13/2016	2/27/2017		0.450%	0.452%	1,100,000	1,096,012.50	3,203.75	1,099,198.83	(17.42)
166050	313589CL5	109	FNMA D N	5/13/2016	2/28/2017		0.450%	0.452%	1,220,000	1,215,562.25	3,553.25	1,219,095.84	(19.66)
166051	313589CM3	109	FNMA D N	5/13/2016	3/1/2017		0.460%	0.462%	1,200,000	1,195,522.67	3,572.66	1,199,095.33	0.00
162287	3133EESK7	109	FFCB - BULLET	3/6/2015	3/3/2017		0.650%	0.740%	1,300,000	1,299,427.86	2,769.72	1,300,559.00	1,131.14
166217	313589CS0	109	FNMA D N	6/1/2016	3/6/2017		0.580%	0.583%	1,400,000	1,393,729.56	4,826.89	1,398,755.56	199.11
166089	313589CT8	109	FNMA D N	5/19/2016	3/7/2017		0.580%	0.583%	1,500,000	1,492,943.33	5,485.84	1,498,645.83	216.66
167067	64105RQ78	109	CP - NESTLE FINAN CIA	9/8/2016	3/7/2017		0.730%	0.733%	4,600,000	4,583,210.00	10,726.94	4,594,186.11	249.17
166216	313589CU5	109	FNMA D N	6/1/2016	3/8/2017		0.580%	0.583%	1,600,000	1,592,782.22	5,516.45	1,598,533.33	234.66
166088	313589CV3	109	FNMA D N	5/19/2016	3/9/2017		0.580%	0.583%	1,510,000	1,502,847.63	5,522.41	1,508,594.86	224.82
160032	3133782N0	109	FHLB - BULLET	7/25/2014	3/10/2017		0.875%	0.875%	2,000,000	2,000,000.00	5,395.83	2,000,740.00	740.00
167858	46640PQD8	109	CP - JP MORGAN	12/12/2016	3/13/2017		0.950%	0.952%	1,500,000	1,496,397.92	791.67	1,497,929.17	739.58
159156	3135G0VM2	109	FNMA - BULLET	4/24/2014	3/14/2017		0.750%	0.850%	2,050,000	2,049,003.18	4,569.79	2,050,369.00	1,365.82
166133	313589DC4	109	FNMA D N	5/24/2016	3/16/2017		0.590%	0.593%	2,200,000	2,189,327.56	8,004.33	2,197,738.89	407.00
167194	46640PQG1	109	CP - JP MORGAN	9/15/2016	3/16/2017		1.000%	1.005%	9,189,000	9,142,544.50	27,567.00	9,175,778.05	5,666.55
167928	48306AQG5	109	CP - KAISER FOUNDATI	12/20/2016	3/16/2017		0.950%	0.952%	5,013,000	5,001,623.28	1,587.45	5,005,786.85	2,576.12
166132	313589DG5	109	FNMA D N	5/24/2016	3/20/2017		0.600%	0.603%	2,400,000	2,388,000.00	8,880.00	2,397,400.00	520.00
167213	46640PQL0	109	CP - JP MORGAN	9/19/2016	3/20/2017		1.000%	1.005%	3,900,000	3,880,283.33	11,266.67	3,894,085.00	2,535.00
166215	313589DJ9	109	FNMA D N	6/1/2016	3/22/2017		0.590%	0.593%	2,150,000	2,139,640.58	7,540.53	2,147,611.11	430.00
167929	02665JQN3	109	CP - AMERICAN HONDA	12/20/2016	3/22/2017		0.850%	0.852%	2,004,000	1,999,646.87	567.80	2,000,882.67	668.00
166218	313589DL4	109	FNMA D N	6/1/2016	3/24/2017		0.590%	0.593%	3,900,000	3,881,080.67	13,678.16	3,895,558.33	799.50
162706	3133EEC73	109	FFCB - BULLET	4/27/2015	3/27/2017		0.550%	0.590%	2,000,000	1,999,604.00	2,872.22	2,000,040.00	436.00
155386	3133ECKC7	109	FFCB - BULLET	3/28/2013	3/28/2017		0.650%	0.658%	2,100,000	2,099,922.38	3,526.25	2,100,840.00	917.62
157185	3133ECKC7	109	FFCB - BULLET	9/24/2013	3/28/2017		0.650%	0.993%	1,500,000	1,497,510.77	2,518.75	1,500,600.00	3,089.23
160700	3130A2YK6	109	FHLB - BULLET	9/25/2014	3/29/2017		0.875%	0.876%	1,000,000	999,996.07	2,236.10	1,000,490.00	493.93
166130	313589DW0	109	FNMA D N	5/24/2016	4/3/2017		0.650%	0.654%	3,700,000	3,679,023.06	14,830.83	3,694,988.56	1,134.67
166269	313589DW0	109	FNMA D N	6/8/2016	4/3/2017		0.550%	0.553%	4,100,000	4,081,270.97	12,966.25	4,094,446.78	209.56
166425	313589DW0	109	FNMA D N	6/28/2016	4/3/2017		0.425%	0.426%	16,050,000	15,997,135.31	35,432.61	16,028,261.17	(4,306.75)
167723	48306AR33	109	CP - KAISER FOUNDATI	11/23/2016	4/3/2017		0.948%	0.951%	4,260,000	4,245,309.07	4,373.64	4,249,113.33	(569.38)
166305	313397DX6	109	FHLMC D N	6/13/2016	4/4/2017		0.530%	0.532%	4,600,000	4,580,021.94	13,679.89	4,593,701.83	0.00
166185	313589DX8	109	FNMA D N	5/27/2016	4/4/2017		0.620%	0.623%	3,100,000	3,083,342.67	11,692.16	3,095,755.58	720.75
166380	313397DY4	109	FHLMC D N	6/22/2016	4/5/2017		0.515%	0.517%	2,000,000	1,991,788.61	5,521.95	1,997,232.22	(78.34)
166184	313589DY6	109	FNMA D N	5/27/2016	4/5/2017		0.620%	0.623%	8,365,000	8,319,908.00	31,549.99	8,353,423.77	1,965.78
166268	313589DY6	109	FNMA D N	6/8/2016	4/5/2017		0.550%	0.553%	4,700,000	4,678,386.53	14,863.75	4,693,495.72	245.44
160395	3133EDUE0	109	FFCB - BULLET	9/5/2014	4/5/2017		0.850%	0.860%	2,000,000	1,999,904.03	4,061.11	2,001,440.00	1,535.97
166567	313313DZ8	109	FFCB D N	7/14/2016	4/6/2017		0.520%	0.522%	19,250,000	19,176,037.22	47,547.50	19,223,076.74	(507.98)
166304	313397DZ1	109	FHLMC D N	6/13/2016	4/6/2017		0.530%	0.532%	4,400,000	4,380,761.00	13,085.11	4,393,846.11	0.00
166267	313589DZ3	109	FNMA D N	6/8/2016	4/6/2017		0.550%	0.553%	5,400,000	5,375,085.00	17,077.50	5,392,447.50	285.00
166450	313397ED9	109	FHLMC D N	6/30/2016	4/10/2017		0.430%	0.431%	1,600,000	1,594,572.44	3,535.56	1,597,668.00	(440.00)
166590	313397ED9	109	FHLMC D N	7/18/2016	4/10/2017		0.490%	0.492%	1,800,000	1,793,483.00	4,091.50	1,797,376.50	(198.00)
166449	313397EE7	109	FHLMC D N	6/30/2016	4/11/2017		0.430%	0.431%	2,000,000	1,993,191.67	4,419.44	1,997,055.56	(555.55)
166451	313397EF4	109	FHLMC D N	6/30/2016	4/12/2017		0.430%	0.431%	1,550,000	1,544,705.03	3,425.07	1,547,695.24	(434.86)
166589	313397EF4	109	FHLMC D N	7/18/2016	4/12/2017		0.490%	0.492%	1,800,000	1,793,434.00	4,091.50	1,797,323.50	(202.00)
166599	313397EH0	109	FHLMC D N	7/19/2016	4/14/2017		0.490%	0.492%	2,800,000	2,789,748.11	6,326.45	2,795,754.11	(320.45)
167286	46640PRJ4	109	CP - JP MORGAN	9/27/2016	4/18/2017		1.000%	1.006%	3,200,000	3,181,955.56	8,533.33	3,190,488.89	0.00
159195	3135G0ZB2	109	FNMA - BULLET	4/29/2014	4/20/2017		0.750%	0.912%	2,200,000	2,198,281.92	3,254.17	2,200,858.00	2,576.08
159329	3135G0ZB2	109	FNMA - BULLET	5/14/2014	4/20/2017		0.750%	0.810%	2,000,000	1,999,412.43	2,958.33	2,000,780.00	1,367.57
162650	3133EEZR4	109	FFCB - BULLET	4/21/2015	4/21/2017		0.600%	0.600%	2,000,000	2,000,000.00	2,333.33	2,000,180.00	180.00
162676	3133EEZR4	109	FFCB - BULLET	4/23/2015	4/21/2017		0.600%	0.651%	2,000,000	1,999,503.43	2,333.33	2,000,180.00	676.57
162022	3133ECMM3	109	FFCB - BULLET	2/4/2015	4/25/2017		0.600%	0.680%	2,000,000	1,999,209.94	2,200.00	2,000,120.00	910.06
167915	89233GRT5	109	CP - TOYOTA MOTOR	12/16/2016	4/27/2017		1.010%	1.014%	4,000,000	3,985,186.67	1,795.56	3,987,111.11	128.88
165864	3130A7TT2	109	FHLB C I	4/28/2016	4/28/2017	1/28/2017	0.650%	0.650%	2,500,000	2,500,000.00	2,843.75	2,500,025.00	25.00

MIAMI-DADE COUNTY
REPORT WRITER
AS OF DATE: December 31, 2016
SORTING ORDER: FUND ICC#

INVESTMENT NUMBER	CUSIP NUMBER	FUND NUMBER	DESCRIPTION	PURCHASE SET DATE	MATURITY DATE	CALL DATE	INTEREST RATE	YTM TRADING	SCHEDULED PAR VALUE	CURRENT BOOK VALUE	PERIOD END INTEREST ACCRL	MARKET VALUE	UNREALIZED GAIN/LOSS
159482	313380EC7	109	FHLB - BULLET	5/30/2014	9/8/2017		0.750%	0.890%	1,480,000	1,477,970.24	3,484.17	1,479,274.80	1,304.56
162661	313380EC7	109	FHLB - BULLET	4/21/2015	9/8/2017		0.750%	0.750%	5,000,000	5,000,000.00	11,770.83	4,997,550.00	(2,450.00)
167579	313313LP1	109	FFCB D N	11/3/2016	9/11/2017		0.680%	0.684%	2,334,000	2,320,244.96	2,601.11	2,323,174.13	328.06
167689	313313LP1	109	FFCB D N	11/17/2016	9/11/2017		0.700%	0.704%	2,292,000	2,278,719.13	2,005.50	2,281,368.94	644.31
157186	3135G0PP2	109	FNMA - BULLET	9/24/2013	9/20/2017		1.000%	1.250%	3,000,000	2,992,729.99	8,416.67	3,002,640.00	9,910.01
167220	3130A9K59	109	FHLB - BULLET	9/21/2016	9/21/2017		0.680%	0.695%	4,000,000	3,999,400.00	7,555.56	3,995,960.00	(3,440.00)
160572	3133EDVU3	109	FFCB - BULLET	9/22/2014	9/22/2017		1.125%	1.133%	2,000,000	1,999,833.94	6,187.50	2,004,600.00	4,766.06
160480	3135G0ZL0	109	FNMA - BULLET	9/4/2014	9/27/2017		1.000%	1.130%	1,000,000	998,730.39	2,611.11	1,000,940.00	2,209.61
165466	3130A6K63	109	FHLB C I	2/29/2016	9/29/2017	3/29/2017	0.750%	0.877%	1,000,000	998,740.49	1,916.67	999,260.00	519.51
159328	3137EADL0	109	FHLMC - BULLET	5/14/2014	9/29/2017		1.000%	1.000%	2,000,000	1,999,994.09	5,111.11	2,001,940.00	1,945.91
160176	3137EADL0	109	FHLMC - BULLET	8/12/2014	9/29/2017		1.000%	1.060%	2,000,000	1,998,822.73	5,111.11	2,001,940.00	3,117.27
167655	313397ML2	109	FHLMC D N	11/15/2016	10/2/2017		0.660%	0.664%	5,000,000	4,970,575.00	4,308.33	4,974,300.00	(583.33)
167435	313589ML4	109	FNMA D N	10/18/2016	10/2/2017		0.640%	0.644%	4,325,000	4,298,165.78	5,766.67	4,302,769.50	(1,162.95)
167542	313589ML4	109	FNMA D N	11/1/2016	10/2/2017		0.640%	0.644%	23,800,000	23,658,257.78	25,809.78	23,677,668.00	(6,399.56)
167544	313589ML4	109	FNMA D N	11/1/2016	10/2/2017		0.640%	0.644%	23,000,000	22,863,022.22	24,942.22	22,881,780.00	(6,184.44)
167577	313589ML4	109	FNMA D N	11/3/2016	10/2/2017		0.640%	0.644%	8,216,000	8,167,361.28	8,617.67	8,173,769.76	(2,209.19)
165726	3134G8VQ9	109	FHLMC - BULLET	3/29/2016	10/4/2017		0.810%	0.826%	2,390,000	2,389,623.12	4,678.43	2,387,777.30	(1,845.82)
164250	3130A6LZ8	109	FHLB - BULLET	10/9/2015	10/26/2017		0.625%	0.733%	1,000,000	998,944.01	1,128.47	998,460.00	(484.01)
167611	3130A6LZ8	109	FHLB - BULLET	11/9/2016	10/26/2017		0.625%	0.707%	4,200,000	4,197,629.92	4,739.59	4,193,532.00	(3,150.00)
159303	3135G0PQ0	109	FNMA - BULLET	5/12/2014	10/26/2017		0.875%	1.090%	5,000,000	4,989,523.83	7,899.31	5,000,700.00	11,176.17
164217	3134G7V24	109	FHLMC C I	10/27/2015	10/27/2017	1/4/2017	0.750%	0.750%	5,000,000	5,000,000.00	6,666.67	4,992,500.00	(7,500.00)
167295	3134G76E6	109	FHLMC C I	9/28/2016	11/2/2017	2/2/2017	0.800%	0.800%	6,000,000	6,000,000.00	7,866.67	5,993,100.00	(6,900.00)
159483	3133EC2N3	109	FFCB - BULLET	5/30/2014	11/13/2017		0.780%	0.950%	1,500,000	1,497,505.60	1,560.00	1,497,840.00	334.40
157111	3133EAA32	109	FFCB - BULLET	9/13/2013	11/15/2017		0.900%	1.500%	1,000,000	994,222.34	1,150.00	999,580.00	5,357.66
160435	3130A2X76	109	FHLB - BULLET	9/2/2014	11/28/2017		1.150%	1.150%	2,000,000	2,000,000.00	2,108.33	2,002,680.00	2,680.00
159332	3137EADN6	109	FHLMC - BULLET	5/14/2014	1/12/2018		0.750%	1.160%	2,000,000	1,988,000.48	7,041.67	1,995,920.00	7,919.52
164606	3134G3N63	109	FHLMC - BULLET	11/18/2015	1/17/2018		1.000%	1.000%	2,000,000	2,000,000.00	4,111.11	2,000,560.00	560.00
159331	3137EADP1	109	FHLMC - BULLET	5/14/2014	3/7/2018		0.875%	1.220%	2,000,000	1,989,960.73	5,541.67	1,997,400.00	7,439.27
163427	3136G1GP8	109	FNMA - BULLET	7/16/2015	3/27/2018		1.000%	1.005%	3,000,000	2,999,767.61	7,833.33	2,992,380.00	(7,387.61)
162304	3130A4GJ5	109	FHLB - BULLET	3/10/2015	4/25/2018		1.125%	1.130%	750,000	749,942.63	1,546.88	750,577.50	634.87
159381	3133EDLX8	109	FFCB - BULLET	5/21/2014	5/21/2018		1.320%	1.320%	2,000,000	2,000,000.00	2,933.33	2,000,220.00	220.00
166706	3136G3XC4	109	FNMA C I	7/29/2016	7/27/2018	1/27/2017	0.800%	0.901%	2,000,000	1,996,088.89	6,844.45	1,982,720.00	(13,280.00)
167305	3135G0L84	109	FNMA C I	9/28/2016	7/27/2018	1/27/2017	0.875%	0.902%	3,600,000	3,603,537.50	13,475.00	3,578,004.00	(20,196.00)
167335	3135G0L68	109	FNMA C I	9/30/2016	7/27/2018	7/27/2017	0.750%	0.850%	7,200,000	7,196,418.00	23,100.00	7,156,584.00	(30,384.00)
167061	3134GAGF5	109	FHLMC C I	9/13/2016	9/13/2018	3/13/2017	1.100%	1.100%	5,400,000	5,400,000.00	17,820.00	5,389,902.00	(10,098.00)
167336	3130A92L4	109	FHLB - BULLET	9/30/2016	9/18/2018		0.865%	0.871%	8,400,000	8,401,414.00	20,788.83	8,338,764.00	(60,228.00)
167308	3130A9JM4	109	FHLB - BULLET	9/29/2016	9/19/2018		0.850%	0.863%	4,500,000	4,499,892.50	10,837.50	4,466,205.00	(32,625.00)
167210	3134GAMA9	109	FHLMC C I	9/21/2016	9/21/2018	3/21/2017	1.000%	1.005%	4,400,000	4,399,560.00	12,222.22	4,370,476.00	(29,084.00)
166781	3136G3XS9	109	FNMA C I	8/5/2016	1/25/2019	1/25/2017	0.875%	0.920%	3,000,000	2,997,429.17	11,375.00	2,964,960.00	(31,740.00)
160479	3133EDTU6	109	FFCB - BULLET	9/4/2014	3/4/2019		1.700%	1.705%	1,000,000	999,872.53	5,525.00	1,007,990.00	8,117.47
167287	3136G3KP9	109	FNMA C I	9/27/2016	4/26/2019	1/26/2017	1.050%	1.060%	3,000,000	2,999,273.91	5,687.50	2,976,960.00	(22,313.91)
166331	46513CML7	109	JUBILEE ISSUE BONDS	6/15/2016	6/1/2019		1.920%	1.920%	28,000,000	28,000,000.00	89,845.48	27,797,280.00	(202,720.00)
166707	3135G0M91	109	FNMA C I	7/29/2016	7/26/2019	1/26/2017	1.125%	1.125%	3,038,000	3,038,284.81	14,715.31	2,997,351.56	(40,648.44)
167337	3136G34K8	109	FNMA C I	9/30/2016	9/9/2019	3/9/2017	1.125%	1.137%	7,100,000	7,102,174.38	24,850.01	6,985,264.00	(112,251.00)
166186	3136G3QK4	109	FNMA C I	5/27/2016	5/22/2020	2/22/2017	1.500%	1.526%	3,000,000	2,997,370.88	4,875.00	2,949,150.00	(48,220.88)
166138	3136G3QF5	109	FNMA C I	5/25/2016	8/25/2020	2/25/2017	1.550%	1.565%	5,000,000	4,997,179.65	27,125.00	4,884,750.00	(112,429.65)
167284	3136G35C5	109	FNMA C I	9/27/2016	8/28/2020	2/28/2017	1.400%	1.400%	4,310,000	4,314,525.50	20,280.94	4,223,929.30	(86,070.70)
167062	3136G36B6	109	FNMA C I	9/15/2016	9/15/2020	3/15/2017	1.450%	1.450%	5,875,000	5,875,000.00	25,082.99	5,731,003.75	(143,996.25)
167977	3130AAGZ5	109	FHLB C I	12/29/2016	9/29/2020	6/29/2017	2.000%	2.000%	8,000,000	8,000,000.00	888.89	8,003,040.00	3,040.00
166443	3136G3WY7	109	FNMA C I	6/30/2016	9/30/2020	3/30/2017	1.270%	1.270%	7,335,000	7,335,000.00	23,547.39	7,087,590.45	(247,409.55)
166661	3136G3CZ9	109	FNMA C I	7/27/2016	10/27/2020	1/27/2017	1.350%	1.368%	4,000,000	3,997,179.65	9,600.00	3,873,760.00	(123,419.65)
167809	3134GAXZ2	109	FHLMC C I	11/30/2016	11/25/2020	5/25/2017	1.370%	1.740%	1,170,000	1,153,608.63	1,602.91	1,151,525.70	(1,860.30)
166160	3130A85K5	109	FHLB C I	5/26/2016	11/25/2020	2/25/2017	1.500%	1.558%	4,000,000	3,991,119.22	6,000.00	3,919,120.00	(71,999.22)
166444	3134G9E52	109	FHLMC C I	6/30/2016	12/30/2020	3/30/2017	1.330%	1.330%	7,000,000	7,000,000.00	258.61	6,750,590.00	(249,410.00)

MIAMI-DADE COUNTY
REPORT WRITER
AS OF DATE: December 31, 2016
SORTING ORDER: FUND ICC#

INVESTMENT NUMBER	CUSIP NUMBER	FUND NUMBER	DESCRIPTION	PURCHASE SET DATE	MATURITY DATE	CALL DATE	INTEREST RATE	YTM TRADING	SCHEDULED PAR VALUE	CURRENT BOOK VALUE	PERIOD END INTEREST ACCRL	MARKET VALUE	UNREALIZED GAIN/LOSS
166662	3136G3N92	109	FNMA C I	7/27/2016	7/27/2021	7/27/2018	1.350%	1.350%	6,000,000	6,000,000.00	34,650.00	5,777,820.00	(222,180.00)
166663	3136G3Q81	109	FNMA C I	7/27/2016	7/27/2021	1/27/2017	1.600%	1.600%	7,000,000	7,000,000.00	47,911.11	6,753,110.00	(246,890.00)
166690	3136G3S97	109	FNMA C I	7/28/2016	7/28/2021	7/28/2017	1.530%	1.530%	4,000,000	4,000,000.00	26,010.00	3,849,600.00	(150,400.00)
166782	3136G3N76	109	FNMA C I	8/10/2016	8/10/2021	2/10/2017	1.625%	1.635%	6,000,000	5,997,000.00	38,187.50	5,786,280.00	(210,720.00)
166789	3134G94T1	109	FHLMC C I	8/24/2016	8/24/2021	2/24/2017	1.550%	1.550%	5,600,000	5,600,000.00	30,621.11	5,455,072.00	(144,928.00)
166803	3134G95L7	109	FHLMC C I	8/25/2016	8/25/2021	2/25/2017	1.600%	1.600%	6,400,000	6,400,000.00	35,840.00	6,179,776.00	(220,224.00)
166804	3134G93Q8	109	FHLMC C I	8/25/2016	8/25/2021	2/25/2017	1.680%	1.680%	6,000,000	6,000,000.00	35,280.00	5,791,860.00	(208,140.00)
167771	3136G4HS5	109	FNMA C I	11/30/2016	8/25/2021	5/25/2017	1.875%	2.000%	2,000,000	1,989,260.83	3,750.00	1,980,660.00	(8,080.00)
167856	3134GATY0	109	FHLMC STEP UP	12/12/2016	10/28/2021	4/28/2017	1.000%	1.205%	7,530,000	7,466,162.33	13,177.50	7,424,580.00	(32,379.00)
109 Total									827,753,620	825,712,968.49	1,939,537.56	823,567,093.16	(3,035,538.67)
151203	WACHOVIA8	300	WELLS FARGO BANK INT	3/1/2012	1/1/2017		0.020%	0.020%	1,766,669	1,766,668.80	17.74	1,766,668.80	0.00
168022	313313AC2	300	FFCB D N	12/30/2016	1/3/2017		0.350%	0.350%	4,448,000	4,447,827.02	86.49	4,447,886.33	(27.18)
167886	30229AN62	300	CP - EXXON MOBIL	12/14/2016	1/6/2017		0.580%	0.580%	5,002,000	5,000,146.48	1,450.58	5,001,583.17	(13.89)
167864	48306AN94	300	CP - KAISER FOUNDATI	12/13/2016	1/9/2017		0.600%	0.600%	3,000,000	2,998,650.00	950.00	2,999,600.00	0.00
166737	313397AL5	300	FHLMC D N	8/2/2016	1/11/2017		0.350%	0.351%	5,000,000	4,992,125.00	7,388.89	4,999,361.11	(152.78)
167171	89233GNH5	300	CP - TOYOTA MOTOR	9/14/2016	1/17/2017		0.880%	0.883%	2,500,000	2,492,361.11	6,661.11	2,499,333.33	311.11
166901	313397AT8	300	FHLMC D N	8/19/2016	1/18/2017		0.400%	0.401%	5,000,000	4,991,555.56	7,500.00	4,998,913.89	(141.67)
167772	02665JNK2	300	CP - AMERICAN HONDA	11/30/2016	1/19/2017		0.600%	0.601%	2,000,000	1,998,333.33	1,066.67	1,999,400.00	0.00
167175	313589BA0	300	FNMA D N	9/15/2016	1/25/2017		0.390%	0.391%	5,000,000	4,992,850.00	5,850.00	4,998,466.67	(233.33)
167130	313397BW0	300	FHLMC D N	9/12/2016	2/14/2017		0.440%	0.441%	5,000,000	4,990,527.78	6,783.33	4,997,188.89	(122.22)
167904	30229APM5	300	CP - EXXON MOBIL	12/15/2016	2/21/2017		0.730%	0.731%	3,000,000	2,995,863.33	1,034.17	2,997,450.00	552.50
167357	912796KJ7	300	TREASURY BILLS	10/5/2016	2/23/2017		0.404%	0.405%	3,000,000	2,995,253.00	2,962.67	2,998,027.22	(188.45)
167086	313397CP4	300	FHLMC D N	9/8/2016	3/3/2017		0.465%	0.466%	3,000,000	2,993,180.00	4,456.25	2,997,458.33	(177.92)
167354	313385CS3	300	FHLB D N	10/5/2016	3/6/2017		0.460%	0.461%	5,000,000	4,990,288.89	5,622.22	4,995,555.56	(355.55)
167202	313385CU8	300	FHLB D N	9/16/2016	3/8/2017		0.482%	0.483%	5,000,000	4,988,418.61	7,163.06	4,995,416.67	(165.00)
167833	74433GQ82	300	CP - PRUDENTIAL FUND	12/8/2016	3/8/2017		0.600%	0.601%	4,000,000	3,994,000.00	1,600.00	3,994,866.67	(733.33)
167496	313397DA6	300	FHLMC D N	10/26/2016	3/14/2017		0.405%	0.406%	2,612,000	2,607,915.49	1,968.79	2,609,388.00	(496.28)
167172	46640PQF3	300	CP - JP MORGAN	9/14/2016	3/15/2017		1.000%	1.005%	2,000,000	1,989,888.89	6,055.55	1,997,161.11	1,216.67
167803	313385DJ2	300	FHLB D N	12/5/2016	3/22/2017		0.510%	0.511%	3,000,000	2,995,452.50	1,147.50	2,996,666.67	66.67
167408	313385DT0	300	FHLB D N	10/14/2016	3/31/2017		0.465%	0.466%	1,088,000	1,085,639.04	1,110.21	1,086,655.11	(94.14)
167017	313385EG7	300	FHLB D N	9/1/2016	4/13/2017		0.540%	0.542%	2,100,000	2,092,944.00	3,843.00	2,096,846.50	59.50
167350	313385EG7	300	FHLB D N	10/4/2016	4/13/2017		0.480%	0.481%	3,500,000	3,491,086.67	4,153.33	3,494,744.17	(495.83)
167407	313385ET9	300	FHLB D N	10/14/2016	4/24/2017		0.480%	0.481%	5,000,000	4,987,200.00	5,266.67	4,991,681.94	(784.73)
167788	313385ET9	300	FHLB D N	12/1/2016	4/24/2017		0.580%	0.581%	800,000	798,144.00	399.56	798,669.11	125.55
167482	3134GARN6	300	FHLMC STEP UP	10/28/2016	4/28/2017	4/28/2017	1.050%	1.050%	1,500,000	1,500,000.00	2,756.25	1,488,555.00	(11,445.00)
167725	313385FC5	300	FHLB D N	11/23/2016	5/3/2017		0.580%	0.582%	5,000,000	4,987,030.56	3,141.67	4,990,680.56	508.33
167759	313589FK4	300	FNMA D N	11/29/2016	5/10/2017		0.540%	0.541%	4,000,000	3,990,280.00	1,980.00	3,992,116.67	(143.33)
167758	313397FR7	300	FHLMC D N	11/29/2016	5/16/2017		0.590%	0.592%	2,550,000	2,542,979.00	1,379.13	2,544,740.63	382.50
167787	313589FS7	300	FNMA D N	11/21/2016	5/17/2017		0.510%	0.511%	3,000,000	2,992,902.50	1,317.50	2,993,766.67	(453.33)
168023	912796KZ1	300	TREASURY BILLS	12/30/2016	5/18/2017		0.570%	0.571%	7,000,000	6,984,594.17	221.67	6,984,225.14	(590.70)
167797	313385GN0	300	FHLB D N	12/2/2016	6/6/2017		0.600%	0.602%	3,000,000	2,990,700.00	1,500.00	2,992,590.00	390.00
167948	912796LD9	300	TREASURY BILLS	12/21/2016	6/8/2017		0.611%	0.612%	6,000,000	5,982,804.25	1,119.25	5,983,961.51	38.01
166633	3136G3G82	300	FNMA C I	7/27/2016	7/27/2021	1/27/2017	1.550%	1.550%	1,875,000	1,875,000.00	12,432.29	1,818,075.00	(56,925.00)
166604	3134G9U70	300	FHLMC C I	8/16/2016	8/16/2021	2/16/2017	1.600%	1.600%	1,115,000	1,115,000.00	6,690.00	1,072,942.20	(42,057.80)
300 Total									116,856,669	116,637,609.98	117,075.55	116,620,642.63	(112,146.62)
166946	313589AC7	303	FNMA D N	8/26/2016	1/3/2017		0.370%	0.370%	3,000,000	2,995,991.67	3,946.66	2,999,923.33	(15.00)
167921	90328AN58	303	CP - USAA CAPITAL	12/19/2016	1/5/2017		0.600%	0.600%	2,038,000	2,037,422.57	441.56	2,037,864.13	0.00
167406	02665JN63	303	CP - AMERICAN HONDA	10/14/2016	1/6/2017		0.600%	0.601%	1,164,000	1,162,370.40	1,532.60	1,163,903.00	0.00
167863	38480JN94	303	CP - GRAINGER	12/13/2016	1/9/2017		0.550%	0.550%	5,000,000	4,997,937.50	1,451.39	4,999,333.33	(55.56)
166988	313589AV5	303	FNMA D N	8/31/2016	1/20/2017		0.390%	0.391%	2,072,000	2,068,812.57	2,760.94	2,071,496.96	(76.55)
167887	89233GNP7	303	CP - TOYOTA MOTOR	12/14/2016	1/23/2017		0.700%	0.701%	2,505,000	2,503,051.67	876.75	2,504,081.50	153.08
167832	30229ANR6	303	CP - EXXON MOBIL	12/18/2016	1/25/2017		0.560%	0.560%	2,001,000	1,999,505.92	747.04	2,000,199.60	(53.36)
167289	64105RP12	303	CP - NESTLE FINANCIA	9/27/2016	2/1/2017		0.640%	0.641%	3,000,000	2,993,226.67	5,120.00	2,998,450.00	103.33
167816	89233GP18	303	CP - TOYOTA MOTOR	12/7/2016	2/1/2017		0.640%	0.641%	3,004,000	3,001,009.35	1,335.11	3,002,447.93	103.47

MIAMI-DADE COUNTY
REPORT WRITER
AS OF DATE: December 31, 2016
SORTING ORDER: FUND ICC#

INVESTMENT NUMBER	CUSIP NUMBER	FUND NUMBER	DESCRIPTION	PURCHASE SET DATE	MATURITY DATE	CALL DATE	INTEREST RATE	YTM TRADING	SCHEDULED PAR VALUE	CURRENT BOOK VALUE	PERIOD END INTEREST ACCRL	MARKET VALUE	UNREALIZED GAIN/LOSS
167068	313397BQ3	303	FHLMC D N	9/7/2016	2/8/2017		0.420%	0.421%	3,311,000	3,305,051.24	4,480.88	3,309,392.33	(139.79)
167204	313589BS1	303	FNMA D N	9/16/2016	2/10/2017		0.390%	0.391%	2,419,000	2,415,147.74	2,804.03	2,417,763.62	(188.15)
167702	02665JPG9	303	CP - AMERICAN HONDA	11/21/2016	2/16/2017		0.650%	0.651%	3,500,000	3,494,502.08	2,590.97	3,497,316.67	223.62
166989	313397BZ3	303	FHLMC D N	8/31/2016	2/17/2017		0.440%	0.441%	2,701,000	2,695,387.92	4,060.50	2,699,377.90	(70.52)
167463	313313CE6	303	FFCB D N	10/20/2016	2/22/2017		0.370%	0.370%	4,484,000	4,478,239.31	3,364.24	4,481,020.63	(582.92)
167464	313313CE6	303	FFCB D N	10/20/2016	2/22/2017		0.370%	0.370%	3,500,000	3,495,503.47	2,625.97	3,497,674.44	(455.00)
167170	313385CG9	303	FHLB D N	9/14/2016	2/24/2017		0.492%	0.493%	2,601,000	2,595,205.84	3,874.62	2,599,205.31	124.85
167508	313385CL8	303	FHLB D N	10/27/2016	2/28/2017		0.400%	0.401%	3,112,000	3,107,712.36	2,282.13	3,109,693.66	(300.83)
167268	313589CM3	303	FNMA D N	9/23/2016	3/1/2017		0.360%	0.361%	2,500,000	2,496,025.00	2,500.00	2,498,115.28	(409.72)
167477	912796KN8	303	TREASURY BILLS	10/21/2016	3/16/2017		0.387%	0.387%	2,003,000	1,999,858.57	1,549.20	2,001,023.71	(384.06)
167288	46640PQU0	303	CP - JP MORGAN	9/27/2016	3/28/2017		1.000%	1.005%	2,000,000	1,989,888.89	5,333.33	1,996,655.56	1,433.34
167489	313385ET9	303	FHLB D N	10/25/2016	4/24/2017		0.475%	0.476%	3,005,000	2,997,823.48	2,696.15	3,000,000.85	(518.78)
167773	912796JT7	303	TREASURY BILLS	11/30/2016	5/25/2017		0.575%	0.577%	966,000	963,284.47	493.73	963,697.59	(80.61)
168014	912796LD9	303	TREASURY BILLS	12/30/2016	6/8/2017		0.595%	0.597%	5,013,000	4,999,743.40	165.71	4,999,599.84	(309.27)
167338	313313JA7	303	FFCB D N	9/30/2016	7/12/2017		0.560%	0.562%	2,286,000	2,275,865.40	3,307.08	2,278,684.80	(487.68)
303 Total									67,185,000	67,068,567.49	60,340.59	67,126,921.97	(1,986.11)
151204	WACHOVIA8	411	WELLS FARGO BANK INT	3/1/2012	1/1/2017		0.000%	0.000%	0	0.00	0.00	0.00	0.00
166180	825252885	411	AIM MMKT FUND 9922	5/26/2016	1/1/2017		0.262%	0.262%	0	0.00	0.00	0.00	0.00
166179	31607A703	411	FIDELITY GOV INST 26	5/26/2016	1/1/2017		0.315%	0.315%	0	0.00	-0.08	0.00	0.00
167358	912796HV4	411	TREASURY BILLS	10/5/2016	1/5/2017		0.328%	0.328%	4,000,000	3,996,645.88	3,208.29	3,999,936.00	81.83
166192	313589AE3	411	FNMA D N	5/27/2016	1/5/2017		0.570%	0.572%	2,500,000	2,491,172.92	8,668.75	2,499,872.22	30.55
167760	59087AN54	411	CP - METLIFE FUND	11/29/2016	1/5/2017		0.540%	0.540%	5,000,000	4,997,225.00	2,475.00	4,999,666.67	(33.33)
167932	48306AN52	411	CP - KAISER FOUNDATI	12/20/2016	1/5/2017		0.760%	0.760%	2,000,000	1,999,324.44	506.67	1,999,866.67	35.56
167703	313385AF3	411	FHLB D N	11/21/2016	1/6/2017		0.385%	0.385%	8,087,000	8,083,021.65	3,545.92	8,086,483.33	(84.24)
167859	48306AN94	411	CP - KAISER FOUNDATI	12/12/2016	1/9/2017		0.600%	0.600%	5,000,000	4,997,666.67	1,666.66	4,999,333.33	0.00
167867	38480JN94	411	CP - GRAINGER	12/13/2016	1/9/2017		0.550%	0.550%	7,000,000	6,997,112.50	2,031.94	6,999,066.67	(77.77)
167727	89233GND4	411	CP - TOYOTA MOTOR	11/23/2016	1/13/2017		0.550%	0.550%	5,000,000	4,996,104.17	2,979.16	4,999,000.00	(83.33)
166980	313589AV5	411	FNMA D N	8/30/2016	1/20/2017		0.390%	0.391%	3,000,000	2,995,352.50	4,030.00	2,999,271.67	(110.83)
167805	64105RNP1	411	CP - NESTLE FINANCIA	12/6/2016	1/23/2017		0.560%	0.560%	5,000,000	4,996,266.67	2,022.22	4,998,166.67	(122.22)
167831	30229ANP0	411	CP - EXXON MOBIL	12/8/2016	1/23/2017		0.560%	0.560%	5,000,000	4,996,422.22	1,866.67	4,998,166.67	(122.22)
167485	02665JNS5	411	CP - AMERICAN HONDA	10/24/2016	1/26/2017		0.680%	0.681%	3,000,000	2,994,673.33	3,910.00	2,998,750.00	166.67
167973	30229ANS4	411	CP - EXXON MOBIL	12/27/2016	1/26/2017		0.630%	0.630%	2,560,000	2,558,656.00	224.00	2,558,933.33	53.33
167395	89233GNT9	411	CP - TOYOTA MOTOR	10/13/2016	1/27/2017		0.790%	0.792%	2,500,000	2,494,184.72	4,388.89	2,498,916.67	343.06
167889	02665JP61	411	CP - AMERICAN HONDA	12/14/2016	2/6/2017		0.650%	0.651%	4,000,000	3,996,100.00	1,300.00	3,997,600.00	200.00
168025	313385BP0	411	FHLB D N	12/30/2016	2/7/2017		0.485%	0.485%	10,000,000	9,994,745.83	269.44	9,995,272.22	256.95
167520	313397BX8	411	FHLMC D N	10/28/2016	2/15/2017		0.370%	0.370%	4,000,000	3,995,477.78	2,672.22	3,997,700.00	(450.00)
167922	48306APG6	411	CP - KAISER FOUNDATI	12/19/2016	2/16/2017		0.850%	0.851%	2,200,000	2,196,935.28	675.28	2,198,313.33	702.77
166593	313397BZ3	411	FHLMC D N	7/18/2016	2/17/2017		0.450%	0.451%	2,250,000	2,243,981.25	4,696.88	2,248,648.75	(29.38)
161647	3133EEFZ8	411	FFCB - BULLET	12/24/2014	2/23/2017		0.700%	0.851%	14,000,000	13,989,583.79	34,844.44	14,007,280.00	17,696.21
162710	3130A56G9	411	FHLB - BULLET	4/27/2015	2/24/2017		0.570%	0.581%	3,000,000	2,999,844.08	6,032.50	3,000,180.00	335.92
167231	3136G3BZ7	411	FNMA STEP UP	9/20/2016	2/26/2017	2/26/2017	0.750%	0.750%	2,000,000	2,001,000.00	5,208.33	1,993,280.00	(6,720.00)
167442	912796JE0	411	TREASURY BILLS	10/20/2016	3/2/2017		0.387%	0.387%	3,500,000	3,495,002.34	2,743.08	3,497,314.75	(430.67)
167071	313313CN6	411	FFCB D N	9/7/2016	3/2/2017		0.470%	0.471%	5,000,000	4,988,511.11	7,572.22	4,995,833.33	(250.00)
167113	313397CV1	411	FHLMC D N	9/9/2016	3/9/2017		0.480%	0.481%	2,000,000	1,995,173.33	3,040.00	1,998,138.89	(74.44)
166163	313313DB1	411	FFCB D N	5/26/2016	3/15/2017		0.600%	0.603%	2,500,000	2,487,791.67	9,166.66	2,497,465.28	506.95
167661	313313DB1	411	FFCB D N	11/15/2016	3/15/2017		0.540%	0.546%	6,000,000	5,989,100.00	4,269.17	5,993,916.67	547.50
167441	313589DD2	411	FNMA D N	10/19/2016	3/17/2017		0.390%	0.391%	8,500,000	8,486,279.58	6,814.17	8,491,145.83	(1,947.92)
167249	3136G3CA1	411	FNMA STEP UP	9/22/2016	3/22/2017	3/22/2017	1.000%	1.000%	1,625,000	1,625,000.00	4,468.75	1,620,921.25	(4,078.75)
166672	313385DL7	411	FHLB D N	7/27/2016	3/24/2017		0.520%	0.522%	1,500,000	1,494,800.00	3,423.33	1,498,291.67	68.34
167297	313589DW0	411	FNMA D N	9/28/2016	4/3/2017		0.440%	0.441%	3,000,000	2,993,143.33	3,483.34	2,995,936.67	(690.00)
167972	313589DW0	411	FNMA D N	12/27/2016	4/3/2017		0.560%	0.561%	4,913,000	4,905,586.83	382.12	4,906,345.61	376.66
167498	313397EH0	411	FHLMC D N	10/26/2016	4/14/2017		0.440%	0.441%	8,518,000	8,505,301.49	6,975.30	8,505,083.40	(2,193.39)
167527	313385EN2	411	FHLB D N	10/31/2016	4/19/2017		0.490%	0.491%	6,600,000	6,584,728.33	5,569.67	6,589,506.00	(792.00)
167931	912796KT5	411	TREASURY BILLS	12/20/2016	4/20/2017		0.564%	0.565%	7,000,000	6,986,730.33	1,316.00	6,988,832.45	786.12

MIAMI-DADE COUNTY
REPORT WRITER
AS OF DATE: December 31, 2016
SORTING ORDER: FUND ICC#

INVESTMENT NUMBER	CUSIP NUMBER	FUND NUMBER	DESCRIPTION	PURCHASE SET DATE	MATURITY DATE	CALL DATE	INTEREST RATE	YTM TRADING	SCHEDULED PAR VALUE	CURRENT BOOK VALUE	PERIOD END INTEREST ACCRL	MARKET VALUE	UNREALIZED GAIN/LOSS
162659	3133EEZR4	411	FFCB - BULLET	4/21/2015	4/21/2017		0.600%	0.615%	3,000,000	2,999,777.16	3,500.00	3,000,270.00	492.84
167529	313385EX0	411	FHLB D N	10/31/2016	4/28/2017		0.495%	0.496%	8,500,000	8,479,079.38	7,246.25	8,485,358.75	(966.88)
167483	3134GARN6	411	FHLMC STEP UP	10/28/2016	4/28/2017	4/28/2017	1.050%	1.050%	1,670,000	1,670,000.00	3,068.63	1,657,257.90	(12,742.10)
168024	313385FC5	411	FHLB D N	12/30/2016	5/3/2017		0.570%	0.571%	1,000,000	998,036.67	31.67	998,136.11	67.77
167761	313397FC0	411	FHLMC D N	11/29/2016	5/3/2017		0.560%	0.561%	7,150,000	7,132,760.56	3,670.33	7,136,673.19	242.30
167656	313397FQ9	411	FHLMC D N	11/15/2016	5/15/2017		0.620%	0.622%	2,991,000	2,981,676.39	2,421.05	2,984,876.76	779.32
167950	912796KZ1	411	TREASURY BILLS	12/22/2016	5/18/2017		0.585%	0.586%	6,000,000	5,985,667.50	975.00	5,986,478.70	(163.80)
168011	912796KZ1	411	TREASURY BILLS	12/29/2016	5/18/2017		0.565%	0.566%	7,000,000	6,984,619.44	329.58	6,984,225.14	(723.88)
166068	3134G9HS9	411	FHLMC STEP UP	5/25/2016	5/25/2017	2/25/2017	0.750%	0.750%	1,500,000	1,500,000.00	1,125.00	1,496,865.00	(3,135.00)
167930	313397GF2	411	FHLMC D N	12/20/2016	5/30/2017		0.620%	0.622%	1,600,000	1,595,563.56	330.67	1,596,357.78	463.55
167974	313589GH0	411	FNMA D N	12/27/2016	6/1/2017		0.630%	0.632%	3,000,000	2,991,810.00	262.50	2,992,827.50	755.00
152277	3133EATE8	411	FFCB - BULLET	6/22/2012	6/8/2017		0.900%	0.940%	1,650,000	1,649,680.25	948.75	1,651,303.50	1,623.25
167497	313313HF8	411	FFCB D N	10/26/2016	6/23/2017		0.560%	0.562%	2,500,000	2,490,666.68	2,605.55	2,493,152.08	(120.15)
167976	3134G9UG0	411	FHLMC STEP UP	12/28/2016	6/28/2017	3/28/2017	1.000%	1.000%	1,500,000	1,500,000.00	125.00	1,493,925.00	(6,075.00)
159950	3133EDQM7	411	FFCB - BULLET	7/17/2014	7/17/2017		1.000%	1.000%	2,000,000	2,000,000.00	9,111.11	2,001,620.00	1,620.00
167345	313397LH2	411	FHLMC D N	10/4/2016	9/5/2017		0.600%	0.603%	152,000	151,148.80	225.47	151,311.69	(62.58)
167481	3130A9UH2	411	FHLB STEP UP	10/27/2016	10/27/2017	10/27/2017	1.000%	1.000%	1,500,000	1,500,000.00	2,666.67	1,480,875.00	(19,125.00)
165809	3134G8XX2	411	FHLMC STEP UP	4/28/2016	10/28/2017	1/28/2017	1.250%	1.250%	1,500,000	1,500,000.00	3,281.25	1,487,280.00	(12,720.00)
164433	3136G2RK5	411	FNMA STEP UP	10/29/2015	4/29/2018	1/29/2017	1.375%	1.375%	2,000,000	2,000,000.00	4,736.11	1,985,020.00	(14,980.00)
166190	3133EFX69	411	FFCB - BULLET	5/27/2016	5/10/2018		0.960%	0.991%	1,500,000	1,499,278.84	3,440.00	1,494,345.00	(4,933.84)
155910	3135G0XK4	411	FNMA C I	5/30/2013	5/25/2018	2/25/2017	1.050%	1.050%	2,000,000	2,000,000.00	2,100.00	1,995,840.00	(4,160.00)
166665	3134G9X51	411	FHLMC C I	7/27/2016	7/27/2018	1/27/2017	1.000%	1.051%	1,500,000	1,498,500.00	6,416.67	1,495,035.00	(3,465.00)
166587	3134G9H83	411	FNMA STEP UP	7/27/2016	7/27/2018	1/27/2017	1.000%	1.051%	1,500,000	1,498,500.00	6,416.67	1,468,350.00	(30,150.00)
166929	3134GAEG5	411	FHLMC STEP UP	8/24/2016	8/24/2018	2/24/2017	1.250%	1.250%	930,000	930,000.00	4,101.04	913,455.30	(16,544.70)
166408	3135G0K93	411	FNMA C I	6/28/2016	6/28/2019	3/28/2017	1.250%	1.250%	1,000,000	1,000,000.00	104.17	994,430.00	(5,570.00)
167980	3134GAD76	411	FHLMC STEP UP	12/30/2016	12/30/2019	3/30/2017	2.000%	2.000%	1,500,000	1,500,000.00	83.33	1,499,415.00	(585.00)
168012	3136G4KN2	411	FNMA C I	12/30/2016	12/30/2020	6/30/2017	2.050%	2.050%	1,500,000	1,500,000.00	85.42	1,500,150.00	150.00
166625	3134G9U70	411	FHLMC C I	8/16/2016	8/16/2021	2/16/2017	1.600%	1.600%	2,000,000	2,000,000.00	12,000.00	1,924,560.00	(75,440.00)
167332	3136G4CW1	411	FNMA C I	9/30/2016	9/30/2021	3/30/2017	1.500%	1.500%	1,500,000	1,500,000.00	5,687.50	1,457,595.00	(42,405.00)
411 Total									232,896,000	232,580,410.25	243,542.38	232,459,425.40	(243,975.97)
167402	912796KG3	414	TREASURY BILLS	10/14/2016	2/9/2017		0.357%	0.358%	14,498	14,481.03	11.36	14,491.50	(0.89)
167403	912796KG3	414	TREASURY BILLS	10/14/2016	2/9/2017		0.357%	0.357%	48,502	48,445.25	37.99	48,480.25	(2.99)
166811	313397BX8	414	FHLMC D N	8/15/2016	2/15/2017		0.410%	0.411%	7,100	7,085.12	11.24	7,095.92	(0.44)
166812	313397BX8	414	FHLMC D N	8/15/2016	2/15/2017		0.410%	0.411%	13,900	13,870.87	22.01	13,892.01	(0.87)
167154	313397DA6	414	FHLMC D N	9/15/2016	3/14/2017		0.480%	0.481%	12,077	12,048.02	17.39	12,064.92	(0.49)
167155	313397DA6	414	FHLMC D N	9/15/2016	3/14/2017		0.480%	0.481%	216,923	216,402.38	312.37	216,706.08	(8.67)
167411	313589DB6	414	FNMA D N	10/14/2016	3/15/2017		0.430%	0.431%	148,000	147,731.30	139.65	147,849.94	(21.01)
167412	912796KS7	414	TREASURY BILLS	10/14/2016	4/13/2017		0.475%	0.476%	120,018	119,731.37	125.10	119,839.72	(16.75)
167413	912796KS7	414	TREASURY BILLS	10/14/2016	4/13/2017		0.475%	0.476%	3,977,982	3,968,481.81	4,146.49	3,972,072.96	(555.34)
167659	313397FQ9	414	FHLMC D N	11/15/2016	5/15/2017		0.510%	0.512%	3,278	3,269.59	2.18	3,271.29	(0.48)
167660	313397FQ9	414	FHLMC D N	11/15/2016	5/15/2017		0.510%	0.511%	5,722	5,707.33	3.81	5,710.29	(0.85)
167893	313397GX3	414	FHLMC D N	12/15/2016	6/15/2017		0.530%	0.531%	24,332	24,266.80	6.09	24,268.43	(4.46)
167894	313397GX3	414	FHLMC D N	12/15/2016	6/15/2017		0.530%	0.531%	94,498	94,244.80	23.65	94,251.12	(17.33)
167895	313397GX3	414	FHLMC D N	12/15/2016	6/15/2017		0.530%	0.531%	124,619	124,285.09	31.19	124,293.43	(22.85)
167896	313397GX3	414	FHLMC D N	12/15/2016	6/15/2017		0.530%	0.531%	1,407,664	1,403,892.23	352.31	1,403,986.48	(258.06)
167897	313397GX3	414	FHLMC D N	12/15/2016	6/15/2017		0.530%	0.531%	164,866	164,424.25	41.26	164,435.29	(30.22)
167898	313397GX3	414	FHLMC D N	12/15/2016	6/15/2017		0.530%	0.531%	811,838	809,662.73	203.18	809,717.07	(148.84)
167899	313397GX3	414	FHLMC D N	12/15/2016	6/15/2017		0.530%	0.531%	811,316	809,142.12	203.05	809,196.44	(148.73)
167900	313397GX3	414	FHLMC D N	12/15/2016	6/15/2017		0.530%	0.531%	503,512	502,162.87	126.02	502,196.57	(92.32)
167901	313397GX3	414	FHLMC D N	12/15/2016	6/15/2017		0.530%	0.531%	382,080	381,056.24	95.63	381,081.82	(70.05)
167902	313397GX3	414	FHLMC D N	12/15/2016	6/15/2017		0.530%	0.531%	223,074	222,476.29	55.83	222,491.22	(40.90)
167903	313397GX3	414	FHLMC D N	12/15/2016	6/15/2017		0.530%	0.531%	205,201	204,651.18	51.36	204,664.91	(37.63)
414 Total									9,321,000	9,297,518.67	6,019.16	9,302,057.66	(1,480.17)
167607	313397BP5	511	FHLMC D N	11/8/2016	2/7/2017		0.420%	0.420%	350,000	349,628.42	220.50	349,834.53	(14.39)

MIAMI-DADE COUNTY
REPORT WRITER
AS OF DATE: December 31, 2016
SORTING ORDER: FUND ICC#

INVESTMENT NUMBER	CUSIP NUMBER	FUND NUMBER	DESCRIPTION	PURCHASE SET DATE	MATURITY DATE	CALL DATE	INTEREST RATE	YTM TRADING	SCHEDULED PAR VALUE	CURRENT BOOK VALUE	PERIOD END INTEREST ACCRL	MARKET VALUE	UNREALIZED GAIN/LOSS
511 Total									350,000	349,628.42	220.50	349,834.53	(14.39)
167610	313397BP5	522	FHLMC D N	11/8/2016	2/7/2017		0.420%	0.420%	600,000	599,363.00	378.00	599,716.33	(24.67)
522 Total									600,000	599,363.00	378.00	599,716.33	(24.67)
167790	313385AC0	566	FHLB D N	12/1/2016	1/3/2017		0.360%	0.360%	800,000	799,736.00	248.00	799,979.56	(4.44)
167975	313385AC0	566	FHLB D N	12/28/2016	1/3/2017		0.380%	0.380%	2,700,000	2,699,829.00	114.00	2,699,931.00	(12.00)
566 Total									3,500,000	3,499,565.00	362.00	3,499,910.56	(16.44)
151205	WACHOVIA8	700	WACHOVIA INT BEARING	3/1/2012	1/1/2017		0.000%	0.000%	0	0.00	0.00	0.00	0.00
167511	31607A703	700	FIDELITY GOVT MKT FU	10/27/2016	1/1/2017		0.313%	0.313%	0	0.00	0.00	0.00	0.00
700 Total									0	0.00	0.00	0.00	0.00
151206	825252869	712	AIM MONEY MARKET - D	3/1/2012	1/1/2017		0.210%	0.210%	1,977,375	1,977,375.05	-82.22	1,977,375.05	0.00
165671	313397AC5	712	FHLMC D N	3/23/2016	1/3/2017		0.480%	0.482%	1,340,000	1,334,890.13	5,074.14	1,339,965.76	1.49
165746	313397AC5	712	FHLMC D N	3/30/2016	1/3/2017		0.560%	0.562%	603,000	600,382.98	2,598.26	602,984.59	3.35
166177	313589AC7	712	FNMA D N	5/26/2016	1/3/2017		0.540%	0.542%	2,007,000	2,000,316.69	6,623.10	2,006,948.71	8.92
165390	313397AD3	712	FHLMC D N	2/19/2016	1/4/2017		0.520%	0.522%	1,315,000	1,308,921.78	6,021.24	1,314,949.59	6.57
165689	313397AE1	712	FHLMC D N	3/24/2016	1/5/2017		0.480%	0.482%	3,200,000	3,187,754.67	12,074.66	3,199,836.44	7.11
165757	313385AL0	712	FHLB D N	3/31/2016	1/11/2017		0.490%	0.492%	698,000	695,282.84	2,622.15	697,910.81	5.82
165594	313397AL5	712	FHLMC D N	3/15/2016	1/11/2017		0.560%	0.563%	1,354,000	1,347,639.21	6,150.17	1,353,826.99	37.61
165722	313397AL5	712	FHLMC D N	3/29/2016	1/11/2017		0.500%	0.502%	373,500	372,006.00	1,442.13	373,452.28	4.15
166155	313589AL7	712	FNMA D N	5/25/2016	1/11/2017		0.530%	0.532%	2,107,000	2,099,834.44	6,855.36	2,106,730.77	40.97
167736	313385AT3	712	FHLB D N	11/23/2016	1/18/2017		0.448%	0.448%	3,670,100	3,667,542.35	1,781.22	3,669,302.77	(20.80)
165697	313397AT8	712	FHLMC D N	3/24/2016	1/18/2017		0.500%	0.502%	603,000	600,487.50	2,370.13	602,869.02	11.39
165870	3130A7T62	712	FHLB - BULLET	4/20/2016	1/18/2017		0.550%	0.550%	1,558,300	1,558,347.62	6,023.27	1,558,284.42	(15.58)
165642	313397AU5	712	FHLMC D N	3/18/2016	1/19/2017		0.500%	0.502%	222,000	221,053.42	891.08	221,948.94	4.44
165675	313397AU5	712	FHLMC D N	3/23/2016	1/19/2017		0.500%	0.502%	11,700,000	11,650,925.00	46,150.00	11,697,309.00	234.00
166044	313589AU7	712	FNMA D N	5/12/2016	1/19/2017		0.420%	0.421%	593,000	591,256.58	1,618.89	592,863.61	(11.86)
167878	89233GNK8	712	CP - TOYOTA MOTOR	12/14/2016	1/19/2017		0.580%	0.580%	2,065,000	2,063,802.30	598.85	2,064,380.50	(20.65)
165924	313385BA3	712	FHLB D N	4/27/2016	1/25/2017		0.490%	0.492%	480,000	478,216.40	1,626.80	479,852.80	9.60
167988	313385BA3	712	FHLB D N	12/28/2016	1/25/2017		0.480%	0.480%	1,296,300	1,295,816.05	69.14	1,295,902.47	17.28
166311	313397BA8	712	FHLMC D N	6/13/2016	1/25/2017		0.480%	0.481%	2,421,000	2,413,704.72	6,520.56	2,420,257.56	32.28
168003	912796KE8	712	TREASURY BILLS	12/29/2016	1/26/2017		0.412%	0.412%	2,915,000	2,914,065.90	100.08	2,914,243.22	77.24
165458	912828H78	712	TREASURY NOTES	2/25/2016	1/31/2017		0.500%	0.588%	1,942,000	1,941,145.08	4,063.42	1,942,213.62	1,068.54
165673	313397BH3	712	FHLMC D N	3/23/2016	2/1/2017		0.520%	0.522%	4,201,000	4,181,885.45	17,233.44	4,199,335.94	217.05
165690	313313BP2	712	FFCB D N	3/24/2016	2/7/2017		0.600%	0.603%	2,600,000	2,586,133.33	12,263.34	2,598,770.78	374.11
167841	64105RP87	712	CP - NESTLE FINANCIA	12/8/2016	2/8/2017		0.680%	0.681%	665,500	664,720.63	301.69	665,078.52	56.20
167996	313313BR8	712	FFCB D N	12/28/2016	2/9/2017		0.500%	0.500%	3,700	3,697.79	0.21	3,698.16	0.16
165691	313385BS4	712	FHLB D N	3/24/2016	2/10/2017		0.650%	0.654%	2,300,000	2,286,586.53	11,752.36	2,298,824.44	485.55
165579	313313BW7	712	FFCB D N	3/14/2016	2/14/2017		0.730%	0.735%	2,000,000	1,986,332.78	11,882.78	1,998,875.56	660.00
165680	912828B74	712	TREASURY NOTES	3/24/2016	2/15/2017		0.625%	0.638%	7,599,000	7,598,503.16	17,939.22	7,600,823.76	2,320.60
165820	313397BX8	712	FHLMC D N	4/13/2016	2/15/2017		0.480%	0.482%	2,327,402.72	2,327,402.72	8,195.08	2,335,656.27	58.43
166031	313589BX0	712	FNMA D N	5/11/2016	2/15/2017		0.450%	0.452%	3,346,700	3,334,986.55	9,830.93	3,344,775.65	(41.83)
166178	313589BX0	712	FNMA D N	5/26/2016	2/15/2017		0.550%	0.552%	2,008,000	1,999,870.39	6,749.11	2,006,845.40	225.90
165392	313313BZ0	712	FFCB D N	2/19/2016	2/17/2017		0.590%	0.594%	2,000,000	1,998,068.89	10,390.55	1,998,798.89	339.45
165844	313313CE6	712	FFCB D N	4/15/2016	2/22/2017		0.580%	0.583%	2,500,000	2,487,393.05	10,512.50	2,498,338.89	433.34
166213	313589CM3	712	FNMA D N	5/4/2016	3/1/2017		0.490%	0.492%	1,240,000	1,234,919.79	4,084.42	1,239,065.18	60.97
165995	313385CS3	712	FHLB D N	5/5/2016	3/6/2017		0.590%	0.593%	4,143,000	4,122,290.76	16,363.69	4,139,317.33	662.88
166100	313589CU5	712	FNMA D N	5/19/2016	3/8/2017		0.580%	0.583%	1,300,000	1,293,863.28	4,754.39	1,298,808.33	190.66
167673	02665JQD5	712	CP - AMERICAN HONDA	11/16/2016	3/13/2017		0.800%	0.802%	4,398,400	4,386,964.16	4,496.14	4,392,327.76	867.46
166086	313313DB1	712	FFCB D N	5/18/2016	3/15/2017		0.580%	0.583%	2,000,000	1,990,301.11	7,346.67	1,997,972.22	324.44
167188	46640PQG1	712	CP - JP MORGAN	9/15/2016	3/16/2017		1.000%	1.005%	4,647,000	4,623,506.83	13,941.00	4,640,313.48	2,865.65
166101	313589DJ9	712	FNMA D N	5/19/2016	3/22/2017		0.590%	0.593%	1,350,000	1,343,207.63	5,022.37	1,348,500.00	270.00
166102	313589DR1	712	FNMA D N	5/19/2016	3/29/2017		0.590%	0.593%	1,395,000	1,387,821.18	5,189.78	1,393,314.38	303.42
166239	313589DY6	712	FNMA D N	6/2/2016	4/5/2017		0.640%	0.644%	534,500	531,582.82	2,023.97	533,760.31	153.52
166285	313397EF4	712	FHLMC D N	6/9/2016	4/12/2017		0.540%	0.542%	1,309,000	1,302,972.06	4,044.81	1,307,053.59	36.72
166312	313385EN2	712	FHLB D N	6/13/2016	4/19/2017		0.540%	0.543%	1,300,000	1,293,955.00	3,939.00	1,297,933.00	39.00

MIAMI-DADE COUNTY
REPORT WRITER
AS OF DATE: December 31, 2016
SORTING ORDER: FUND ICC#

INVESTMENT NUMBER	CUSIP NUMBER	FUND NUMBER	DESCRIPTION	PURCHASE SET DATE	MATURITY DATE	CALL DATE	INTEREST RATE	YTM TRADING	SCHEDULED PAR VALUE	CURRENT BOOK VALUE	PERIOD END INTEREST ACCRL	MARKET VALUE	UNREALIZED GAIN/LOSS
166297	313589EV1	712	FNMA D N	6/10/2016	4/26/2017		0.550%	0.553%	1,250,000	1,243,888.89	3,914.93	1,247,883.68	79.86
166565	313397FC0	712	FHLMC D N	7/13/2016	5/3/2017		0.500%	0.502%	441,500	439,697.21	1,054.69	440,677.09	(74.81)
166298	313589FC2	712	FNMA D N	6/10/2016	5/3/2017		0.590%	0.593%	1,246,000	1,239,322.48	4,186.21	1,243,677.59	168.90
166303	313589FK4	712	FNMA D N	6/10/2016	5/10/2017		0.590%	0.593%	1,230,000	1,223,267.12	4,132.46	1,227,575.88	176.30
166344	313397FQ9	712	FHLMC D N	6/15/2016	5/15/2017		0.560%	0.563%	1,340,000	1,333,037.96	4,168.89	1,337,256.72	49.87
166345	313589FS7	712	FNMA D N	6/15/2016	5/17/2017		0.570%	0.573%	1,285,000	1,278,163.80	4,069.17	1,282,330.06	97.09
166346	313385FZ4	712	FHLB D N	6/15/2016	5/24/2017		0.560%	0.563%	1,917,000	1,906,771.74	5,964.00	1,912,811.89	76.15
165139	912828SY7	712	TREASURY NOTES	1/22/2016	5/31/2017		0.625%	0.794%	400	399.67	0.22	400.03	0.36
166347	313397GG0	712	FHLMC D N	6/15/2016	5/31/2017		0.560%	0.563%	1,290,000	1,282,976.67	4,013.33	1,286,936.25	(53.75)
166387	313385GP5	712	FHLB D N	6/22/2016	6/7/2017		0.630%	0.634%	500,000	496,937.50	1,688.75	498,757.08	130.83
166497	313397GP0	712	FHLMC D N	7/6/2016	6/7/2017		0.450%	0.452%	620,000	617,396.00	1,387.25	618,458.78	(324.47)
166348	313589GP2	712	FNMA D N	6/15/2016	6/7/2017		0.630%	0.634%	1,798,000	1,786,767.00	6,293.00	1,793,530.47	470.47
166642	313589GW7	712	FNMA D N	7/25/2016	6/14/2017		0.540%	0.543%	2,100,000	2,089,794.00	5,040.00	2,094,547.00	(287.00)
166684	313589GW7	712	FNMA D N	7/27/2016	6/14/2017		0.540%	0.543%	1,250,000	1,243,962.50	2,962.50	1,246,754.17	(170.83)
166685	313397HD6	712	FHLMC D N	7/27/2016	6/21/2017		0.550%	0.553%	1,280,000	1,273,566.22	3,089.78	1,276,534.40	(121.60)
166456	313313HM3	712	FFCB D N	6/30/2016	6/29/2017		0.570%	0.573%	2,000,000	1,988,473.34	5,858.33	1,994,331.67	0.00
166477	313385HM1	712	FHLB D N	7/1/2016	6/29/2017		0.550%	0.553%	2,114,000	2,102,276.11	5,942.69	2,108,008.57	(210.23)
166700	313397HT1	712	FHLMC D N	7/28/2016	7/5/2017		0.570%	0.573%	1,230,000	1,223,339.55	3,057.58	1,226,207.50	(189.63)
166897	313397JA0	712	FHLMC D N	8/18/2016	7/12/2017		0.515%	0.517%	2,081,200	2,071,434.55	4,049.09	2,074,540.16	(943.48)
166717	313589JA2	712	FNMA D N	7/29/2016	7/12/2017		0.550%	0.553%	1,355,000	1,347,795.92	3,229.42	1,350,664.00	(361.34)
166718	313589JH7	712	FNMA D N	7/29/2016	7/19/2017		0.560%	0.563%	666,000	662,322.20	1,616.16	663,791.10	(147.26)
166643	313385JJ6	712	FHLB D N	7/25/2016	7/20/2017		0.630%	0.634%	1,200,000	1,192,440.00	3,360.00	1,196,000.00	200.00
166730	313385JQ0	712	FHLB D N	8/1/2016	7/26/2017		0.610%	0.614%	936,000	930,306.26	2,426.58	932,786.40	53.56
167059	313589JX2	712	FNMA D N	9/6/2016	8/2/2017		0.560%	0.563%	1,506,000	1,498,269.20	2,740.92	1,500,653.70	(356.42)
167078	313397KE0	712	FHLMC D N	9/7/2016	8/9/2017		0.565%	0.568%	3,451,200	3,433,000.67	6,283.10	3,438,545.60	(738.17)
166813	3130A8ZN6	712	FHLB C I	8/15/2016	8/15/2017	2/15/2017	0.750%	0.750%	1,333,333	1,333,333.33	3,777.78	1,332,480.00	(853.33)
167278	313397KM2	712	FHLMC D N	9/23/2016	8/16/2017		0.540%	0.543%	895,000	890,610.03	1,342.50	891,613.92	(338.61)
167504	313397KM2	712	FHLMC D N	10/26/2016	8/16/2017		0.560%	0.563%	1,079,000	1,074,065.37	1,124.56	1,074,917.78	(272.15)
167538	313589KU6	712	FNMA D N	10/31/2016	8/23/2017		0.590%	0.593%	1,270,000	1,263,839.09	1,290.46	1,265,047.00	(82.55)
167539	313589LB7	712	FNMA D N	10/31/2016	8/30/2017		0.600%	0.603%	1,340,000	1,333,233.00	1,384.67	1,334,079.43	(538.24)
167540	313313LJ5	712	FFCB D N	10/31/2016	9/6/2017		0.650%	0.654%	915,000	909,878.54	1,024.29	910,839.80	(63.03)
167246	313313LP1	712	FFCB D N	9/21/2016	9/11/2017		0.690%	0.695%	3,420,700	3,397,424.99	6,687.47	3,404,833.65	721.19
167320	313313LP1	712	FFCB D N	9/29/2016	9/11/2017		0.650%	0.654%	3,201,000	3,180,944.85	5,432.81	3,186,152.70	(224.97)
167517	313313LP1	712	FFCB D N	10/27/2016	9/11/2017		0.670%	0.674%	341,000	338,975.50	418.86	339,418.33	23.97
167646	313397LR0	712	FHLMC D N	11/14/2016	9/13/2017		0.620%	0.623%	1,236,000	1,229,550.14	1,021.76	1,230,221.70	(350.20)
167711	313397LR0	712	FHLMC D N	11/21/2016	9/13/2017		0.620%	0.623%	615,800	612,660.79	434.82	612,921.14	(174.48)
167563	313589LY7	712	FNMA D N	11/2/2016	9/20/2017		0.620%	0.623%	1,019,500	1,013,846.31	1,053.48	1,014,603.00	(296.79)
167221	3130A9K59	712	FHLB - BULLET	9/21/2016	9/21/2017		0.680%	0.690%	1,785,000	1,784,821.50	3,371.67	1,783,197.15	(1,624.35)
167632	313397MF5	712	FHLMC D N	11/10/2016	9/27/2017		0.620%	0.623%	868,500	863,698.64	777.79	864,216.85	(259.58)
167587	313589MN0	712	FNMA D N	11/4/2016	10/4/2017		0.640%	0.644%	1,006,000	1,000,026.60	1,037.30	1,000,788.92	(274.98)
166766	3133EGGP4	712	FFCB - BULLET	8/4/2016	12/20/2017		0.700%	0.700%	1,275,000	1,275,000.00	272.71	1,271,723.25	(3,276.75)
166578	3134G9VV6	712	FHLMC C I	7/14/2016	1/12/2018	1/12/2017	0.850%	0.850%	2,325,000	2,325,109.79	9,277.39	2,314,723.50	(10,276.50)
166655	3130A8SE4	712	FHLB - BULLET	7/26/2016	1/19/2018		0.750%	0.820%	1,000,000	999,115.83	3,375.00	998,730.00	(240.00)
167324	3133EGUA1	712	FFCB - BULLET	9/29/2016	4/12/2018		0.790%	0.801%	2,400,000	2,399,625.60	4,160.67	2,387,544.00	(12,081.60)
157719	3135G0XD0	712	FNMA C I	5/21/2013	5/21/2018	2/21/2017	1.000%	1.015%	2,400,000	2,399,462.76	2,666.67	2,390,280.00	(9,182.76)
165330	3130A77J8	712	FHLB C I	2/25/2016	5/25/2018	2/25/2017	1.050%	1.050%	1,500,000	1,500,000.00	1,575.00	1,492,845.00	(7,155.00)
155955	3135G0XX4	712	FNMA C I	5/30/2013	5/25/2018	2/25/2017	1.050%	1.050%	1,700,000	1,700,000.00	1,785.00	1,696,464.00	(3,536.00)
155952	3133834Y4	712	FHLB C I	5/29/2013	5/29/2018	1/4/2017	1.040%	1.040%	1,500,000	1,500,000.00	1,386.67	1,492,350.00	(7,650.00)
167109	3130A96A4	712	FHLB C I	9/15/2016	6/15/2018	3/15/2017	1.000%	1.000%	2,700,000	2,700,000.00	1,200.00	2,685,906.00	(14,094.00)
166579	3135G0M67	712	FNMA C I	7/25/2016	1/25/2019	1/25/2017	1.000%	1.000%	3,200,000	3,200,000.00	13,866.67	3,178,400.00	(21,600.00)
166409	3136G3TD7	712	FNMA C I	6/28/2016	6/28/2019	3/28/2017	1.200%	1.214%	1,000,000	999,667.21	100.00	989,280.00	(10,387.21)
166410	3136G3TD7	712	FNMA C I	6/28/2016	6/28/2019	3/28/2017	1.200%	1.214%	600,000	599,800.33	60.00	593,568.00	(6,232.33)
166648	3134G9Q75	712	FHLMC C I	7/26/2016	7/26/2019	1/26/2017	1.250%	1.267%	2,459,000	2,457,770.50	13,234.20	2,443,409.94	(14,360.56)
165410	3136G2ZG5	712	FNMA C I	2/26/2016	8/26/2019	2/26/2017	1.300%	1.300%	2,300,000	2,300,000.00	10,381.94	2,272,561.00	(27,439.00)

MIAMI-DADE COUNTY
REPORT WRITER
AS OF DATE: December 31, 2016
SORTING ORDER: FUND ICC#

INVESTMENT NUMBER	CUSIP NUMBER	FUND NUMBER	DESCRIPTION	PURCHASE SET DATE	MATURITY DATE	CALL DATE	INTEREST RATE	YTM TRADING	SCHEDULED PAR VALUE	CURRENT BOOK VALUE	PERIOD END INTEREST ACCRL	MARKET VALUE	UNREALIZED GAIN/LOSS
166670	3136G3R49	712	FNMA C I	7/27/2016	1/27/2021	1/27/2017	1.500%	1.500%	2,001,000	2,001,000.00	12,839.75	1,939,149.09	(61,850.91)
166580	3136G3A70	712	FNMA C I	7/27/2016	7/27/2021	1/27/2017	1.500%	1.500%	4,800,000	4,800,000.00	30,800.00	4,641,600.00	(158,400.00)
166634	3136G3G82	712	FNMA C I	7/27/2016	7/27/2021	1/27/2017	1.550%	1.550%	582,000	582,000.00	3,858.98	564,330.48	(17,669.52)
712 Total									187,773,508	187,148,799.86	540,999.80	187,163,452.14	(380,110.29)
151207	825252869	713	AIM MONEY MARKET - D	3/1/2012	1/1/2017		0.211%	0.210%	4,177,500	4,177,500.00	-0.03	4,177,500.00	0.00
167557	89233GN44	713	CP - TOYOTA MOTOR	11/2/2016	1/4/2017		0.620%	0.621%	1,664,000	1,662,194.56	1,719.47	1,663,916.80	2.77
167791	30229AN47	713	CP - EXXON MOBIL	12/1/2016	1/4/2017		0.510%	0.510%	2,002,000	2,001,035.70	879.21	2,001,899.90	(15.01)
167877	38480JNA1	713	CP - GRAINGER	12/14/2016	1/10/2017		0.570%	0.570%	7,000,000	6,997,007.50	1,995.00	6,998,950.00	(52.50)
167591	313385AL0	713	FHLB D N	11/4/2016	1/11/2017		0.320%	0.320%	2,002,000	2,000,789.90	1,032.14	2,001,744.19	(77.85)
167738	313385AT3	713	FHLB D N	11/23/2016	1/18/2017		0.448%	0.448%	3,500,000	3,497,560.89	1,698.67	3,499,239.72	(19.84)
167747	89233GNK8	713	CP - TOYOTA MOTOR	11/28/2016	1/19/2017		0.580%	0.580%	2,076,000	2,074,260.77	1,137.19	2,075,377.20	(20.76)
167908	48306ANP8	713	CP - KAISER FOUNDATI	12/15/2016	1/23/2017		0.700%	0.701%	11,072,000	11,063,603.73	3,659.91	11,067,940.27	676.63
167712	313385BA3	713	FHLB D N	11/21/2016	1/25/2017		0.425%	0.425%	2,004,000	2,002,462.21	969.99	2,003,385.44	(46.76)
168004	912796KE8	713	TREASURY BILLS	12/29/2016	1/26/2017		0.412%	0.412%	3,999,000	3,997,718.54	137.30	3,997,961.80	105.96
167849	89233GNS1	713	CP - TOYOTA MOTOR	12/12/2016	1/26/2017		0.600%	0.600%	5,005,300	5,001,546.03	1,668.43	5,003,214.46	0.00
167937	313385BH8	713	FHLB D N	12/21/2016	2/1/2017		0.500%	0.500%	2,672,000	2,670,441.33	408.22	2,670,941.59	92.04
167842	64105RP87	713	CP - NESTLE FINANCIA	12/8/2016	2/8/2017		0.680%	0.681%	5,233,500	5,227,370.99	2,372.52	5,230,185.45	441.94
167997	313313BR8	713	FFCB D N	12/28/2016	2/9/2017		0.500%	0.500%	3,758,300	3,756,055.46	208.79	3,756,427.11	162.86
167907	02665JPD6	713	CP - AMERICAN HONDA	12/15/2016	2/13/2017		0.720%	0.721%	10,000,000	9,988,000.00	3,400.00	9,992,833.33	1,433.33
166032	313589BX0	713	FNMA D N	5/11/2016	2/15/2017		0.450%	0.452%	507,500	505,723.75	1,490.78	507,208.19	(6.34)
168005	912796KH1	713	TREASURY BILLS	12/29/2016	2/16/2017		0.455%	0.455%	3,000,000	2,998,141.68	113.77	2,998,414.47	159.02
168006	313589CM3	713	FNMA D N	12/29/2016	3/1/2017		0.420%	0.420%	3,200,000	3,197,685.33	112.00	3,197,587.56	(209.77)
168021	912796JE0	713	TREASURY BILLS	12/30/2016	3/2/2017		0.446%	0.446%	1,292,006.83	1,292,006.83	32.04	1,292,007.99	(30.88)
167843	02665JQ86	713	CP - AMERICAN HONDA	12/8/2016	3/8/2017		0.800%	0.802%	1,964,000	1,960,072.00	1,047.47	1,961,479.53	360.06
167199	46640PQF3	713	CP - JP MORGAN	9/16/2016	3/15/2017		1.000%	1.005%	2,010,500	2,000,447.50	5,975.65	2,007,646.21	1,223.06
167957	313385DR4	713	FHLB D N	12/22/2016	3/29/2017		0.540%	0.541%	5,581,700	5,573,578.63	837.25	5,574,955.45	539.57
168001	46640PQV8	713	CP - JP MORGAN	12/29/2016	3/29/2017		1.030%	1.033%	3,007,000	2,999,256.98	258.10	3,001,913.16	2,398.08
167079	313397KE0	713	FHLMC D N	9/7/2016	8/9/2017		0.565%	0.571%	100	99.47	0.18	99.63	(0.02)
713 Total									86,729,400	86,644,559.78	31,154.05	86,682,829.45	7,115.59
151208	825252869	714	AIM MONEY MARKET - D	3/1/2012	1/1/2017		0.215%	0.215%	10,381,400	10,381,400.00	43.68	10,381,400.00	0.00
167938	313385AD8	714	FHLB D N	12/21/2016	1/4/2017		0.480%	0.481%	7,000	6,998.69	1.03	6,999.73	0.01
167792	30229AN47	714	CP - EXXON MOBIL	12/1/2016	1/4/2017		0.510%	0.510%	6,297,000	6,293,966.95	2,765.43	6,296,685.15	(47.23)
167739	313385AF3	714	FHLB D N	11/23/2016	1/6/2017		0.360%	0.360%	5,000,000	4,997,800.00	1,950.00	4,999,680.56	(69.44)
167941	313385AL0	714	FHLB D N	12/21/2016	1/11/2017		0.500%	0.500%	1,300,000	1,299,620.83	198.61	1,299,833.89	14.45
167966	313385AL0	714	FHLB D N	12/23/2016	1/11/2017		0.470%	0.470%	6,400,000	6,398,412.44	752.00	6,399,182.22	17.78
167945	313385AM8	714	FHLB D N	12/21/2016	1/12/2017		0.460%	0.460%	3,013,000	3,012,153.01	423.50	3,012,576.51	0.00
168000	64105RND8	714	CP - NESTLE FINANCIA	12/28/2016	1/13/2017		0.050%	0.050%	12,996,600	12,993,711.87	722.03	12,994,000.68	(433.22)
167729	313385AT3	714	FHLB D N	11/23/2016	1/18/2017		0.448%	0.448%	9,642,000	9,635,280.60	4,679.58	9,639,905.54	(54.64)
167935	313385AT3	714	FHLB D N	12/21/2016	1/18/2017		0.490%	0.490%	18,000,000	17,993,140.00	2,695.00	17,996,090.00	255.00
167990	313397AU5	714	FHLMC D N	12/28/2016	1/19/2017		0.440%	0.440%	2,000,000	1,999,462.22	97.78	1,999,540.00	(20.00)
167839	89233GNK8	714	CP - TOYOTA MOTOR	12/8/2016	1/19/2017		0.550%	0.550%	10,178,000	10,171,469.12	3,731.93	10,174,946.60	(254.45)
167959	89233GNK8	714	CP - TOYOTA MOTOR	12/22/2016	1/19/2017		0.640%	0.640%	6,000,000	5,997,013.33	1,066.67	5,998,200.00	120.00
168002	313385AV8	714	FHLB D N	12/29/2016	1/20/2017		0.450%	0.450%	4,252,000	4,250,830.70	159.45	4,250,967.71	(22.44)
167986	313385BA3	714	FHLB D N	12/28/2016	1/25/2017		0.470%	0.470%	1,825,000	1,824,332.86	95.31	1,824,440.33	12.16
167987	313385BA3	714	FHLB D N	12/28/2016	1/25/2017		0.480%	0.480%	2,000,000	1,999,253.33	106.67	1,999,386.67	26.67
167989	313385BA3	714	FHLB D N	12/28/2016	1/25/2017		0.480%	0.480%	2,590,700	2,589,732.81	138.17	2,589,905.52	34.54
168016	313385BA3	714	FHLB D N	12/30/2016	1/25/2017		0.445%	0.445%	1,867,100	1,866,499.93	46.16	1,866,527.42	(18.67)
167967	38480JP19	714	CP - GRAINGER	12/23/2016	2/1/2017		0.630%	0.630%	9,000,000	8,993,700.00	1,417.50	8,995,350.00	232.50
714 Total									112,749,800	112,704,778.69	21,090.50	112,725,618.53	(206.98)
153349	316175108	740	FIDELITY GOVT FUND -	9/25/2012	1/1/2017		0.264%	0.264%	0	0.00	0.00	0.00	0.00
167439	313385DW3	740	FHLB D N	10/20/2016	4/3/2017		0.370%	0.371%	25,484,000	25,440,783.38	19,120.08	25,449,483.34	(10,420.12)
167476	313385DW3	740	FHLB D N	10/21/2016	4/3/2017		0.360%	0.361%	15,055,000	15,030,309.80	10,839.60	15,034,608.84	(6,540.56)
167494	313385DW3	740	FHLB D N	10/25/2016	4/3/2017		0.360%	0.361%	19,053,000	19,022,515.20	12,956.04	19,027,193.77	(8,277.47)
167685	313385DW3	740	FHLB D N	11/17/2016	4/3/2017		0.520%	0.521%	6,755,000	6,741,632.61	4,390.75	6,745,850.73	(172.63)

MIAMI-DADE COUNTY
REPORT WRITER
AS OF DATE: December 31, 2016
SORTING ORDER: FUND ICC#

INVESTMENT NUMBER	CUSIP NUMBER	FUND NUMBER	DESCRIPTION	PURCHASE SET DATE	MATURITY DATE	CALL DATE	INTEREST RATE	YTM TRADING	SCHEDULED PAR VALUE	CURRENT BOOK VALUE	PERIOD END INTEREST ACCRL	MARKET VALUE	UNREALIZED GAIN/LOSS
167892	313385DW3	740	FHLB D N	12/15/2016	4/3/2017		0.585%	0.586%	26,644,000	26,596,806.82	7,360.40	26,607,912.18	3,744.96
167684	313589DW0	740	FNMA D N	11/17/2016	4/3/2017		0.560%	0.561%	11,900,000	11,874,639.78	8,330.00	11,883,882.11	912.33
167686	313589DW0	740	FNMA D N	11/17/2016	4/3/2017		0.560%	0.561%	8,000,000	7,982,951.11	5,600.00	7,989,164.44	613.33
167353	64105RR36	740	CP - NESTLE FINANCIA	10/5/2016	4/3/2017		0.710%	0.713%	997,000	993,460.65	1,730.35	994,452.11	(738.89)
167475	313397ML2	740	FHLMC D N	10/21/2016	10/2/2017		0.630%	0.634%	5,000,000	4,969,725.00	6,300.00	4,974,300.00	(1,725.00)
167440	313589ML4	740	FNMA D N	10/19/2016	10/2/2017		0.640%	0.644%	21,131,000	21,000,269.55	27,799.00	21,022,386.66	(5,681.89)
167458	313589ML4	740	FNMA D N	10/20/2016	10/2/2017		0.640%	0.644%	1,163,000	1,155,825.58	1,509.32	1,157,022.18	(312.72)
167493	313589ML4	740	FNMA D N	10/25/2016	10/2/2017		0.640%	0.644%	3,000,000	2,981,760.00	3,626.67	2,984,580.00	(806.67)
740 Total									144,182,000	143,790,679.48	109,562.21	143,870,836.36	(29,405.33)
152295	316175108	741	FIDELITY GOVT FUND -	6/22/2012	1/1/2017		0.263%	0.263%	0	0.00	-4.21	0.00	0.00
165750	313385BS4	741	FHLB D N	3/31/2016	2/10/2017		0.650%	0.654%	160,000	159,087.11	797.33	159,918.22	33.78
166271	313589BS1	741	FNMA D N	6/8/2016	2/10/2017		0.490%	0.492%	331,000	329,887.20	932.59	330,830.82	11.03
167774	48306AQL4	741	CP - KAISER FOUNDATI	11/30/2016	3/20/2017		1.000%	1.003%	132,000	131,596.67	117.33	131,799.80	85.80
167060	313397KK6	741	FHLMC D N	9/6/2016	8/14/2017		0.580%	0.583%	1,494,000	1,485,768.06	2,816.19	1,488,397.50	(186.75)
167459	313397LH2	741	FHLMC D N	10/20/2016	9/5/2017		0.610%	0.613%	111,000	110,398.13	137.30	110,497.36	(38.08)
167533	313313LJ5	741	FFCB D N	10/31/2016	9/6/2017		0.650%	0.654%	1,268,000	1,260,902.72	1,419.46	1,262,234.83	(87.35)
161588	3134G3G46	741	FHLMC C I	12/18/2014	9/12/2017	1/4/2017	1.000%	1.040%	3,000,000	2,998,819.46	9,083.33	3,003,810.00	4,990.54
154392	3133ECA95	741	FFCB C I	12/28/2012	9/18/2017	1/4/2017	0.790%	0.833%	4,162,000	4,160,243.51	9,407.28	4,157,879.62	(2,363.89)
168015	313397PY1	741	FHLMC D N	12/30/2016	12/1/2017		0.700%	0.705%	219,000	217,569.20	8.52	217,445.10	(132.62)
161592	3130A3HF4	741	FHLB - BULLET	12/19/2014	12/8/2017		1.125%	1.167%	1,080,000	1,079,557.96	776.25	1,082,689.20	3,131.24
167647	3133EGG33	741	FFCB - BULLET	11/14/2016	5/14/2018		0.730%	0.803%	6,450,000	6,443,034.00	6,147.21	6,424,522.50	(18,511.50)
164446	3134G7T68	741	FHLMC C I	10/29/2015	7/27/2018	1/27/2017	1.000%	1.046%	1,709,000	1,707,445.78	7,310.72	1,697,293.35	(10,152.43)
166927	3134GAE65	741	FHLMC STEP UP	8/24/2016	8/24/2018	2/24/2017	1.250%	1.250%	1,575,000	1,575,000.00	6,945.31	1,546,980.75	(28,019.25)
165381	3136G2ZF7	741	FNMA C I	2/26/2016	2/26/2019	2/26/2017	1.200%	1.200%	3,015,000	3,015,000.00	12,562.50	3,000,105.90	(14,894.10)
166412	3135G0K93	741	FNMA C I	6/28/2016	6/28/2019	3/28/2017	1.250%	1.250%	4,900,000	4,900,000.00	510.42	4,872,707.00	(27,293.00)
165454	3136G3BF1	741	FNMA C I	2/26/2016	8/26/2019	2/26/2017	1.350%	1.350%	4,500,000	4,500,000.00	21,093.75	4,440,825.00	(59,175.00)
164445	3136G2RQ2	741	FNMA C I	10/29/2015	10/29/2019	1/29/2017	1.400%	1.400%	3,300,000	3,300,000.00	7,956.67	3,260,829.00	(39,171.00)
166187	3136G3RC1	741	FNMA C I	5/27/2016	11/25/2019	2/25/2017	1.400%	1.400%	4,200,000	4,200,000.00	5,880.00	4,164,048.00	(35,952.00)
166448	3136G3WR2	741	FNMA C I	6/30/2016	12/30/2019	6/30/2017	1.000%	1.000%	5,300,000	5,300,000.00	147.22	5,189,336.00	(110,664.00)
166710	3136G3E27	741	FNMA C I	7/29/2016	1/28/2020	7/28/2017	1.100%	1.137%	3,500,000	3,495,731.94	16,362.50	3,424,610.00	(71,015.00)
166362	3136G3TH8	741	FNMA C I	6/27/2016	3/27/2020	3/27/2017	1.300%	1.300%	4,800,000	4,800,000.00	16,293.33	4,751,376.00	(48,624.00)
166259	3136G3RZ0	741	FNMA C I	6/23/2016	6/23/2020	1/4/2017	1.500%	1.500%	3,000,000	3,000,000.00	1,000.00	2,938,290.00	(61,710.00)
165419	3130A7CT0	741	FHLB C I	2/26/2016	8/26/2020	2/26/2017	1.560%	1.560%	3,600,000	3,600,000.00	19,500.00	3,551,472.00	(48,528.00)
166964	3136G35C5	741	FNMA C I	8/30/2016	8/28/2020	2/28/2017	1.400%	1.400%	5,315,000	5,315,000.00	25,010.03	5,208,859.45	(106,140.55)
167063	3136G36B6	741	FNMA C I	9/15/2016	9/15/2020	3/15/2017	1.450%	1.450%	2,735,000	2,735,000.00	11,676.93	2,667,965.15	(67,034.85)
166446	3136G3WY7	741	FNMA C I	6/30/2016	9/30/2020	3/30/2017	1.270%	1.270%	7,665,000	7,665,000.00	24,606.78	7,406,459.55	(258,540.45)
166550	3130A8MP5	741	FHLB C I	7/13/2016	10/13/2020	1/4/2017	1.375%	1.375%	4,800,000	4,800,000.00	14,300.00	4,679,904.00	(120,096.00)
166664	3136G3C29	741	FNMA C I	7/29/2016	10/27/2020	1/27/2017	1.350%	1.368%	6,000,000	5,995,764.02	14,400.00	5,810,640.00	(185,124.02)
165299	3130A7BT1	741	FHLB C I	2/26/2016	2/26/2021	2/26/2017	1.730%	1.730%	3,880,000	3,880,000.00	23,306.94	3,843,644.40	(36,355.60)
165865	3135G0J87	741	FNMA C I	4/28/2016	4/28/2021	1/28/2017	1.650%	1.654%	3,200,000	3,199,424.49	9,240.00	3,126,016.00	(73,408.49)
166005	3135G0J87	741	FNMA C I	5/9/2016	4/28/2021	1/28/2017	1.650%	1.656%	3,515,000	3,514,046.01	10,149.56	3,433,733.20	(80,312.81)
166126	3136G3QU2	741	FNMA C I	5/25/2016	5/25/2021	2/25/2017	1.750%	1.750%	6,000,000	6,000,000.00	10,500.00	6,002,160.00	2,160.00
166141	3134G9NC7	741	FHLMC C I	5/26/2016	5/26/2021	2/26/2017	1.700%	1.710%	5,600,000	5,597,483.68	9,255.56	5,419,400.00	(178,083.68)
166212	3136G3RT4	741	FNMA C I	6/7/2016	6/7/2021	3/7/2017	1.800%	1.800%	4,500,000	4,500,000.00	5,400.00	4,501,305.00	1,305.00
166447	3136G3SJ5	741	FNMA C I	6/30/2016	6/30/2021	3/30/2017	1.500%	1.500%	3,555,000	3,555,000.00	148.13	3,426,628.95	(128,371.05)
166658	3136G3T21	741	FNMA C I	7/29/2016	7/27/2021	1/27/2017	1.600%	1.600%	7,500,000	7,500,666.67	51,333.34	7,245,975.00	(254,025.00)
166553	3136G3XZ3	741	FNMA C I	7/28/2016	7/28/2021	1/28/2017	1.500%	1.500%	6,000,000	6,000,000.00	38,250.00	5,822,820.00	(177,180.00)
166588	3136G3C78	741	FNMA C I	7/28/2016	7/28/2021	1/28/2017	1.550%	1.550%	5,500,000	5,500,000.00	36,231.25	5,324,715.00	(175,285.00)
166649	3136G3J30	741	FNMA C I	7/28/2016	7/28/2021	1/28/2017	1.600%	1.600%	5,800,000	5,800,000.00	39,440.00	5,600,190.00	(199,810.00)
166788	3136G3W35	741	FNMA C I	8/17/2016	8/17/2021	2/17/2017	1.550%	1.550%	3,038,000	3,038,000.00	17,527.57	2,948,530.90	(89,469.10)
166928	3136G3X83	741	FNMA C I	8/24/2016	8/24/2021	2/24/2017	1.550%	1.550%	4,300,000	4,300,000.00	23,512.64	4,154,789.00	(145,211.00)
166963	3136G34M4	741	FNMA C I	8/26/2016	8/24/2021	2/24/2017	1.550%	1.550%	6,495,000	6,495,559.29	35,515.02	6,284,691.90	(210,308.10)
167209	3136G35Q4	741	FNMA C I	9/21/2016	9/15/2021	3/15/2017	1.550%	1.550%	8,410,000	8,412,172.58	38,382.30	8,128,769.60	(281,230.40)
167331	3136G4DJ9	741	FNMA C I	9/30/2016	9/30/2021	3/30/2017	1.510%	1.510%	3,500,000	3,500,000.00	13,359.31	3,388,700.00	(111,300.00)

MIAMI-DADE COUNTY
REPORT WRITER
AS OF DATE: December 31, 2016
SORTING ORDER: FUND ICC#

INVESTMENT NUMBER	CUSIP NUMBER	FUND NUMBER	DESCRIPTION	PURCHASE SET DATE	MATURITY DATE	CALL DATE	INTEREST RATE	YTM TRADING	SCHEDULED PAR VALUE	CURRENT BOOK VALUE	PERIOD END INTEREST ACCRL	MARKET VALUE	UNREALIZED GAIN/LOSS
741 Total									169,114,000	169,073,158.48	598,746.36	165,633,795.05	(3,442,086.68)
164540	316175108	742	FIDELITY GOVT FUND -	11/9/2015	1/1/2017		0.001%	0.001%	0	0.00	-0.14	0.00	0.00
167301	3134GAMD3	742	FHLMC C I	9/28/2016	9/28/2018	3/28/2017	1.050%	1.050%	53,000	53,000.00	143.76	52,659.21	(340.79)
742 Total									53,000	53,000.00	143.62	52,659.21	(340.79)
151209	825252869	756	AIM MONEY MARKET - D	3/1/2012	1/1/2017		0.010%	0.010%	0	0.00	0.00	0.00	0.00
167870	74433GN51	756	CP - PRUDENTIAL FUND	12/13/2016	1/5/2017		0.550%	0.550%	437,000	436,846.44	126.85	436,970.87	(2.42)
756 Total									437,000	436,846.44	126.85	436,970.87	(2.42)
151210	825252869	760	AIM MONEY MARKET - D	3/1/2012	1/1/2017		0.143%	0.143%	0	0.00	-0.03	0.00	0.00
167319	89233GN36	760	CP - TOYOTA MOTOR	9/29/2016	1/3/2017		0.620%	0.621%	5,000,000	4,991,733.33	8,094.45	4,999,833.33	5.55
167053	64105RN97	760	CP - NESTLE FINANCIA	9/6/2016	1/9/2017		0.660%	0.662%	926,700	924,576.31	1,987.77	926,576.44	12.36
165723	313397AL5	760	FHLMC D N	3/29/2016	1/11/2017		0.500%	0.502%	10,500	10,458.00	40.54	10,498.66	0.12
165891	313397AL5	760	FHLMC D N	4/21/2016	1/11/2017		0.435%	0.436%	120,000	119,615.75	369.75	119,984.67	(0.83)
167999	64105RND8	760	CP - NESTLE FINANCIA	12/28/2016	1/13/2017		0.050%	0.503%	3,400	3,399.24	0.19	3,399.32	(0.11)
166867	313397AU5	760	FHLMC D N	8/15/2016	1/19/2017		0.385%	0.386%	5,291,000	5,282,116.26	7,865.22	5,289,783.07	(198.41)
165391	313313BZ0	760	FFCB D N	2/19/2016	2/17/2017		0.590%	0.594%	4,000,000	3,976,137.78	20,781.11	3,997,597.78	678.89
166889	46640PPH0	760	CP - JP MORGAN	8/17/2016	2/17/2017		0.920%	0.924%	4,018,000	3,999,106.47	14,067.47	4,014,852.57	1,678.63
167200	46640PQF3	760	CP - JP MORGAN	9/16/2016	3/15/2017		1.000%	1.005%	5,065,700	5,040,371.50	15,056.39	5,058,509.52	3,081.63
167879	46640PQN6	760	CP - JP MORGAN	12/14/2016	3/22/2017		1.000%	1.003%	4,326,000	4,314,223.67	2,163.00	4,319,270.67	2,884.00
166400	313313DK1	760	FFCB D N	6/23/2016	3/23/2017		0.570%	0.572%	2,403,000	2,392,613.03	7,305.12	2,400,296.63	378.48
167277	46640PQQ9	760	CP - JP MORGAN	9/23/2016	3/24/2017		1.000%	1.005%	2,623,000	2,623,668.50	7,325.00	2,632,795.45	1,801.95
164391	3133EFLM7	760	FFCB - BULLET	10/27/2015	3/27/2017		0.520%	0.535%	5,000,000	4,999,634.43	6,788.89	5,000,350.00	715.57
167958	313385DR4	760	FHLB D N	12/22/2016	3/29/2017		0.540%	0.541%	258,300	257,924.17	38.75	257,987.89	24.97
168009	46640PQV8	760	CP - JP MORGAN	12/29/2016	3/29/2017		1.030%	1.033%	1,484,000	1,480,178.70	127.38	1,481,489.57	1,183.99
166243	313589DY6	760	FNMA D N	6/2/2016	4/5/2017		0.640%	0.644%	115,500	114,869.63	437.36	115,340.16	33.17
164387	3133EFKR7	760	FFCB - BULLET	10/22/2015	4/21/2017		0.500%	0.554%	5,000,000	4,998,676.42	4,861.11	4,998,700.00	23.58
167993	313385ET9	760	FHLB D N	12/28/2016	4/24/2017		0.580%	0.581%	4,600	4,591.33	0.30	4,592.35	0.72
167882	46640PSH7	760	CP - JP MORGAN	12/14/2016	5/17/2017		1.100%	1.105%	1,001,200	996,488.80	550.66	996,850.34	(189.12)
165140	912828SY7	760	TREASURY NOTES	1/22/2016	5/31/2017		0.625%	0.793%	921,600	920,836.51	506.37	921,673.73	837.22
165997	3130A7Z99	760	FHLB C I	5/11/2016	6/5/2017	1/4/2017	0.700%	0.700%	5,535,000	5,535,000.00	2,798.25	5,534,557.20	(442.80)
166407	313313HF8	760	FFCB D N	6/24/2016	6/23/2017		0.580%	0.583%	3,000,000	2,982,406.67	9,231.66	2,991,782.50	144.17
165518	3133EFK30	760	FFCB - BULLET	3/11/2016	7/7/2017		0.770%	0.827%	3,920,000	3,917,784.35	14,588.94	3,918,432.00	647.65
166596	313589JA2	760	FNMA D N	7/18/2016	7/12/2017		0.570%	0.573%	562,900	559,700.38	1,488.40	561,098.72	(90.06)
167734	313397JH5	760	FHLMC D N	11/23/2016	7/19/2017		0.590%	0.592%	309,800	308,591.61	198.01	308,772.50	(17.12)
164395	3134G7W72	760	FHLMC C I	10/28/2015	7/28/2017	1/28/2017	0.700%	0.700%	2,500,000	2,500,000.00	7,437.50	2,498,750.00	(1,250.00)
165098	912828D49	760	TREASURY NOTES	1/15/2016	8/15/2017		0.875%	0.900%	2,600,000	2,599,360.41	8,593.07	2,602,444.00	3,083.59
164459	3134G74N8	760	FHLMC C I	11/18/2015	8/18/2017	2/18/2017	0.700%	0.700%	2,300,000	2,300,000.00	5,948.06	2,298,735.00	(1,265.00)
164474	3134G74N8	760	FHLMC C I	11/18/2015	8/18/2017	2/18/2017	0.700%	0.700%	2,900,000	2,900,000.00	7,499.72	2,898,405.00	(1,595.00)
164508	3134G82K4	760	FHLMC C I	11/25/2015	8/25/2017	2/25/2017	0.800%	0.843%	1,000,000	999,572.77	2,800.00	999,610.00	37.23
165331	3134G8L49	760	FHLMC C I	2/25/2016	8/25/2017	2/25/2017	0.800%	0.800%	3,842,000	3,842,000.00	10,757.60	3,839,425.86	(2,574.14)
165409	3134G8L49	760	FHLMC C I	2/25/2016	8/25/2017	2/25/2017	0.800%	0.800%	1,530,000	1,530,000.00	4,284.00	1,528,974.90	(1,025.10)
167093	313385LD6	760	FHLB D N	9/8/2016	9/1/2017		0.680%	0.685%	2,500,000	2,483,094.44	5,430.56	2,488,862.50	337.50
167457	313397LD1	760	FHLMC D N	10/19/2016	9/1/2017		0.610%	0.613%	335,000	333,200.58	420.05	333,507.58	(113.06)
164593	313380EC7	760	FHLB - BULLET	11/16/2015	9/8/2017		0.750%	0.836%	1,520,000	1,518,712.91	3,578.33	1,519,255.20	542.29
167398	313380EC7	760	FHLB - BULLET	10/13/2016	9/8/2017		0.750%	0.750%	3,922,600	3,925,460.23	9,234.46	3,920,677.93	(1,922.07)
167683	313313LP1	760	FFCB D N	11/17/2016	9/11/2017		0.700%	0.704%	708,000	703,897.53	619.50	704,716.06	199.03
167106	3130A9F22	760	FHLB - BULLET	9/12/2016	9/12/2017		0.625%	0.640%	5,700,000	5,699,145.00	10,786.46	5,692,704.00	(6,441.00)
167709	313397LR0	760	FHLMC D N	11/21/2016	9/13/2017		0.620%	0.623%	10,000	9,949.02	7.06	9,953.25	(2.83)
167631	313397MF5	760	FHLMC D N	11/10/2016	9/27/2017		0.620%	0.623%	421,500	419,169.81	377.48	419,421.30	(125.99)
165555	3134G8NM7	760	FHLMC C I	3/29/2016	9/29/2017	3/29/2017	0.850%	0.850%	4,000,000	4,000,000.00	8,688.89	3,993,520.00	(6,480.00)
167474	313397MM0	760	FHLMC D N	10/21/2016	10/3/2017		0.630%	0.634%	13,000	12,921.06	16.38	12,932.92	(4.52)
167541	313589MN0	760	FNMA D N	10/31/2016	10/4/2017		0.640%	0.644%	835,000	829,982.58	920.36	830,674.70	(228.24)
167588	313589MN0	760	FNMA D N	11/4/2016	10/4/2017		0.640%	0.644%	548,000	544,746.10	565.05	545,161.36	(149.79)
167589	313313MP0	760	FFCB D N	11/4/2016	10/5/2017		0.680%	0.684%	5,000,000	4,968,361.11	5,477.78	4,974,050.00	211.11
168019	313385MP8	760	FHLB D N	12/30/2016	10/5/2017		0.710%	0.714%	171,000	170,059.07	6.75	170,112.51	46.69

MIAMI-DADE COUNTY
REPORT WRITER
AS OF DATE: December 31, 2016
SORTING ORDER: FUND ICC#

INVESTMENT NUMBER	CUSIP NUMBER	FUND NUMBER	DESCRIPTION	PURCHASE SET DATE	MATURITY DATE	CALL DATE	INTEREST RATE	YTM TRADING	SCHEDULED PAR VALUE	CURRENT BOOK VALUE	PERIOD END INTEREST ACCRL	MARKET VALUE	UNREALIZED GAIN/LOSS
167389	313397MP3	760	FHLMC D N	10/13/2016	10/5/2017		0.630%	0.634%	881,000	875,495.95	1,233.40	876,427.61	(301.74)
167471	313397MP3	760	FHLMC D N	10/20/2016	10/5/2017		0.630%	0.634%	317,000	315,058.38	404.97	315,354.77	(108.58)
167492	313397MP3	760	FHLMC D N	10/25/2016	10/5/2017		0.630%	0.634%	3,052,000	3,033,573.55	3,631.88	3,036,160.12	(1,045.31)
167505	313397MP3	760	FHLMC D N	10/26/2016	10/5/2017		0.630%	0.634%	12,600	12,524.15	14.77	12,534.61	(4.31)
166767	3133EGGP4	760	FFCB - BULLET	8/4/2016	12/20/2017		0.700%	0.700%	808,500	808,500.00	172.93	806,422.16	(2,077.85)
164602	3135G0RT2	760	FNMA - BULLET	11/17/2015	12/20/2017		0.875%	0.940%	2,928,000	2,926,116.73	782.83	2,926,389.60	272.87
166411	3134G9WU7	760	FHLMC C I	6/28/2016	12/28/2017	3/28/2017	0.800%	0.800%	2,700,000	2,700,000.00	180.00	2,695,815.00	(4,185.00)
166743	3130A8SE4	760	FHLB - BULLET	8/3/2016	1/19/2018		0.750%	0.757%	2,000,000	2,000,383.33	6,750.00	1,997,460.00	(2,340.00)
167004	3133EGNT8	760	FFCB - BULLET	9/1/2016	1/26/2018		0.760%	0.820%	2,200,000	2,199,777.56	7,198.89	2,190,364.00	(7,788.00)
155928	3133ECNZ3	760	FFCB C I	5/13/2013	2/9/2018	1/4/2017	0.840%	0.885%	2,300,000	2,298,472.68	7,620.67	2,290,662.00	(7,810.68)
166545	3133EGKQ7	760	FFCB - BULLET	7/13/2016	4/6/2018		0.700%	0.720%	2,500,000	2,499,244.07	4,131.94	2,488,000.00	(11,244.07)
167089	3137EAEA3	760	FHLMC - BULLET	9/8/2016	4/9/2018		0.750%	0.760%	4,000,000	3,999,395.43	6,833.32	3,985,240.00	(14,155.43)
167325	3133EGUA1	760	FFCB - BULLET	9/29/2016	4/12/2018		0.790%	0.801%	2,600,000	2,599,594.40	4,507.39	2,586,506.00	(13,088.40)
167648	3133EGG33	760	FFCB - BULLET	11/14/2016	5/14/2018		0.730%	0.805%	5,261,000	5,255,107.68	5,014.03	5,240,219.05	(14,888.63)
155951	3135G0XG3	760	FNMA C I	5/21/2013	5/21/2018	2/21/2017	1.000%	1.033%	1,900,000	1,899,092.67	2,111.11	1,890,633.00	(8,459.67)
155953	3133834Y4	760	FHLB C I	5/29/2013	5/29/2018	1/4/2017	1.040%	1.040%	1,800,000	1,800,000.00	1,664.00	1,790,820.00	(9,180.00)
167110	3130A96A4	760	FHLB C I	9/15/2016	6/15/2018	3/15/2017	1.000%	1.000%	2,900,000	2,900,000.00	1,288.89	2,884,862.00	(15,138.00)
167323	3133EGJS5	760	FFCB - BULLET	9/29/2016	7/5/2018		0.700%	0.826%	4,400,000	4,397,506.67	15,057.78	4,366,560.00	(23,760.00)
164390	3134G73Q2	760	FHLMC C I	10/27/2015	7/27/2018	1/27/2017	1.000%	1.000%	2,000,000	2,000,000.00	8,555.56	1,986,060.00	(13,940.00)
167027	3133EGPL3	760	FFCB BULLET	9/2/2016	7/27/2018		0.830%	0.936%	4,000,000	3,995,227.78	14,202.22	3,979,200.00	(12,800.00)
167326	3130A9JM4	760	FHLB - BULLET	9/29/2016	9/19/2018		0.850%	0.863%	2,964,700	2,964,629.18	7,139.99	2,942,435.10	(21,494.08)
166035	3130A7S71	760	FHLB C I	5/11/2016	10/26/2018	1/4/2017	1.000%	1.004%	2,400,000	2,399,805.17	4,333.33	2,383,368.00	(16,437.17)
166657	3135G0M67	760	FNMA C I	7/26/2016	1/25/2019	1/25/2017	1.000%	1.051%	2,000,000	1,997,555.56	8,666.67	1,986,500.00	(11,000.00)
166188	3136G3NZ4	760	FNMA C I	5/27/2016	5/29/2020	2/28/2017	1.500%	1.500%	3,116,000	3,116,000.00	4,154.67	3,056,359.76	(59,640.24)
		760 Total							162,311,100	162,037,396.40	335,772.36	161,861,271.92	(276,139.89)
151211	825252869	778	AIM MONEY MARKET - D	3/1/2012	1/1/2017		0.020%	0.020%	0	0.00	0.00	0.00	0.00
		778 Total							0	0.00	0.00	0.00	0.00
151212	825252869	779	AIM MONEY MARKET - D	3/1/2012	1/1/2017		0.210%	0.210%	136,100	136,100.00	0.01	136,100.00	0.00
166422	313397AD3	779	FHLMC D N	6/27/2016	1/4/2017		0.350%	0.351%	1,032,000	1,030,083.63	1,886.27	1,031,960.44	(9.46)
167054	64105RN97	779	CP - NESTLE FINANCIA	9/6/2016	1/9/2017		0.660%	0.662%	2,573,300	2,567,402.85	5,519.73	2,572,956.89	34.31
167827	36164JNB6	779	CP - G. E. TREASURY	12/7/2016	1/11/2017		0.510%	0.510%	501,000	500,751.59	177.44	500,916.50	(12.53)
167152	89233GNH5	779	CP - TOYOTA MOTOR	9/13/2016	1/17/2017		0.910%	0.913%	1,000,000	996,815.00	2,780.56	999,733.33	137.77
165871	3130A7T62	779	FHLB - BULLET	4/20/2016	1/18/2017		0.550%	0.550%	1,241,700	1,241,737.94	4,799.51	1,241,687.58	(12.42)
165894	313385AU0	779	FHLB D N	4/22/2016	1/19/2017		0.540%	0.542%	427,000	425,257.84	1,626.87	426,901.79	17.08
166399	313397BA8	779	FHLMC D N	6/23/2016	1/25/2017		0.420%	0.421%	1,928,000	1,923,141.44	4,318.72	1,927,408.75	(51.41)
167012	313313BH0	779	FFCB D N	9/1/2016	2/1/2017		0.450%	0.451%	200,000	199,617.50	305.00	199,920.78	(1.72)
167013	313589BQ5	779	FNMA D N	9/1/2016	2/8/2017		0.430%	0.431%	1,212,000	1,209,683.73	1,766.16	1,211,411.51	(38.38)
167998	313313BR8	779	FFCB D N	12/28/2016	2/9/2017		0.500%	0.500%	353,000	352,789.18	19.61	352,824.09	15.30
166868	46640PPD9	779	CP - JP MORGAN	8/15/2016	2/13/2017		0.920%	0.924%	1,712,000	1,710,037.30	6,081.40	1,710,773.07	654.37
165125	912828B74	779	TREASURY NOTES	1/21/2016	2/15/2017		0.625%	0.654%	1,747,000	1,746,744.48	4,124.19	1,747,419.28	674.80
166033	313589BX0	779	FNMA D N	5/11/2016	2/15/2017		0.450%	0.452%	50,800	50,622.20	149.23	50,770.79	(0.64)
167434	313385CE4	779	FHLB D N	10/17/2016	2/22/2017		0.360%	0.360%	493,000	492,368.96	374.68	492,672.43	(71.21)
166440	313397CM1	779	FHLMC D N	6/29/2016	3/1/2017		0.420%	0.421%	2,516,000	2,508,808.43	5,459.72	2,514,103.22	(164.93)
166113	313589CM3	779	FNMA D N	5/20/2016	3/1/2017		0.580%	0.583%	707,000	703,753.69	2,574.27	706,467.00	139.04
167674	02665JQD5	779	CP - AMERICAN HONDA	11/16/2016	3/13/2017		0.800%	0.802%	791,600	789,541.84	809.19	790,507.15	156.12
167201	46640PQF3	779	CP - JP MORGAN	9/16/2016	3/15/2017		1.000%	1.005%	578,800	575,906.00	1,720.32	577,978.43	352.11
166072	313589DH3	779	FNMA D N	5/17/2016	3/21/2017		0.500%	0.502%	2,054,000	2,045,213.44	6,532.86	2,051,746.31	0.01
167880	46640PQN6	779	CP - JP MORGAN	12/14/2016	3/22/2017		1.000%	1.003%	1,000,000	997,277.78	500.00	998,444.44	666.66
166238	313589DY6	779	FNMA D N	6/2/2016	4/5/2017		0.640%	0.644%	400,000	397,816.89	1,514.67	399,446.44	114.88
167470	313589EN9	779	FNMA D N	10/20/2016	4/19/2017		0.471%	0.472%	176,000	175,583.22	168.09	175,720.16	(31.15)
166209	313385ET9	779	FHLB D N	5/31/2016	4/24/2017		0.700%	0.704%	81,200	80,682.12	339.46	81,064.91	43.33
167994	313385ET9	779	FHLB D N	12/28/2016	4/24/2017		0.580%	0.581%	250,300	249,828.18	16.13	249,883.60	39.29
166566	313397FC0	779	FHLMC D N	7/13/2016	5/3/2017		0.500%	0.502%	1,586,500	1,580,021.79	3,789.97	1,583,542.94	(268.82)
167487	313397FK2	779	FHLMC D N	10/24/2016	5/10/2017		0.470%	0.471%	1,286,000	1,282,675.69	1,158.47	1,283,465.51	(368.65)

MIAMI-DADE COUNTY
REPORT WRITER
AS OF DATE: December 31, 2016
SORTING ORDER: FUND ICC#

INVESTMENT NUMBER	CUSIP NUMBER	FUND NUMBER	DESCRIPTION	PURCHASE SET DATE	MATURITY DATE	CALL DATE	INTEREST RATE	YTM TRADING	SCHEDULED PAR VALUE	CURRENT BOOK VALUE	PERIOD END INTEREST ACCRL	MARKET VALUE	UNREALIZED GAIN/LOSS
167883	4664PSH7	779	CP - JP MORGAN	12/14/2016	5/17/2017		1.100%	1.105%	1,513,800	1,506,676.73	832.59	1,507,223.38	(285.94)
166240	3130A8CP6	779	FHLB - BULLET	6/2/2016	6/1/2017		0.750%	0.770%	1,600,000	1,599,840.88	1,000.00	1,599,952.00	111.12
167944	64105R7K6	779	CP - NESTLE FINANCA	12/21/2016	6/19/2017		0.950%	0.955%	2,425,000	2,413,481.25	703.92	2,411,908.37	(2,276.80)
166519	313313HU5	779	FFCB D N	7/7/2016	7/6/2017		0.540%	0.543%	1,200,000	1,193,448.00	3,204.00	1,196,280.00	(372.00)
166898	313397JA0	779	FHLMC D N	8/18/2016	7/12/2017		0.515%	0.517%	495,800	493,473.60	964.60	494,213.44	(224.76)
166597	313589JA2	779	FNMA D N	7/18/2016	7/12/2017		0.570%	0.573%	89,100	88,593.54	235.60	88,814.88	(14.26)
167735	313397JH5	779	FHLMC D N	11/23/2016	7/19/2017		0.590%	0.592%	1,201,200	1,196,514.65	767.77	1,197,216.02	(66.40)
167806	313385JY3	779	FHLB D N	12/5/2016	8/3/2017		0.670%	0.673%	1,512,000	1,505,218.26	759.78	1,506,607.20	629.16
167080	313397KE0	779	FHLMC D N	9/7/2016	8/9/2017		0.565%	0.568%	1,922,300	1,912,163.07	3,499.65	1,915,251.57	(411.15)
166814	3130A8ZN6	779	FHLB C I	8/15/2016	8/15/2017	2/15/2017	0.750%	0.750%	1,033,333	1,033,333.33	2,927.78	1,032,672.00	(661.33)
164509	3134G82K4	779	FHLMC C I	11/25/2015	8/25/2017	2/25/2017	0.800%	0.843%	500,000	499,786.39	1,400.00	499,805.00	18.61
167399	313380EC7	779	FHLB - BULLET	10/13/2016	9/8/2017		0.750%	0.750%	77,400	77,456.44	182.22	77,362.07	(37.93)
167247	313313LP1	779	FFCB D N	9/21/2016	9/11/2017		0.690%	0.695%	79,300	78,760.43	155.03	78,932.18	16.72
167708	313397LR0	779	FHLMC D N	11/21/2016	9/13/2017		0.620%	0.623%	145,200	144,459.80	102.53	144,521.19	(41.14)
167564	313589LY7	779	FNMA D N	11/2/2016	9/20/2017		0.620%	0.623%	651,500	647,887.07	673.22	648,370.63	(189.66)
167506	313397MP3	779	FHLMC D N	10/26/2016	10/5/2017		0.630%	0.634%	821,400	816,455.17	963.09	817,136.93	(281.33)
165773	3134G7U25	779	FHLMC C I	4/4/2016	10/27/2017	1/27/2017	0.800%	0.848%	1,000,000	999,521.89	1,422.22	998,860.00	(661.89)
166768	3133EGGP4	779	FFCB - BULLET	8/4/2016	12/20/2017		0.700%	0.700%	261,500	261,500.00	55.93	260,827.95	(672.06)
167649	3133EGG33	779	FFCB - BULLET	11/14/2016	5/14/2018		0.730%	0.805%	1,489,000	1,487,332.32	1,419.10	1,483,118.45	(4,213.87)
167327	3130A9JM4	779	FHLB - BULLET	9/29/2016	9/19/2018		0.850%	0.863%	2,435,300	2,435,241.82	5,865.01	2,417,010.90	(17,655.92)
166647	3134G9Q75	779	FHLMC C I	7/26/2016	7/26/2019	1/21/2017	1.250%	1.267%	601,000	600,699.50	3,234.55	597,189.66	(3,509.84)
165411	3136G2ZG5	779	FNMA C I	2/26/2016	8/26/2019	2/26/2017	1.300%	1.300%	2,700,000	2,700,000.00	12,187.50	2,667,789.00	(32,211.00)
166671	3136G3R49	779	FNMA C I	7/27/2016	1/27/2021	1/27/2017	1.500%	1.500%	1,499,000	1,499,000.00	9,618.58	1,452,665.91	(46,334.09)
779 Total									51,287,433	51,155,106.85	110,687.20	51,109,556.07	(107,332.01)
151213	825252869	796	AIM MONEY MARKET - D	3/1/2012	1/1/2017		0.010%	0.010%	0	0.00	0.01	0.00	0.00
167871	74433GN51	796	CP - PRUDENTIAL FUND	12/13/2016	1/5/2017		0.550%	0.550%	65,000	64,977.16	18.87	64,995.67	(0.36)
796 Total									65,000	64,977.16	18.88	64,995.67	(0.36)
151214	825252869	1010	AIM MONEY MARKET - D	3/1/2012	1/1/2017		0.010%	0.010%	0	0.00	3.02	0.00	0.00
167869	74433GN51	1010	CP - PRUDENTIAL FUND	12/13/2016	1/5/2017		0.550%	0.550%	7,975,000	7,972,197.67	2,314.97	7,974,468.33	(44.31)
1010 Total									7,975,000	7,972,197.67	2,317.99	7,974,468.33	(44.31)
154380	316175108	1047	FIDELITY GOVT FUND -	12/27/2012	1/1/2017		0.243%	0.243%	0	0.00	0.00	0.00	0.00
167590	313385AC0	1047	FHLB D N	11/4/2016	1/3/2017		0.300%	0.300%	1,511,000	1,510,244.50	730.32	1,510,961.39	(13.43)
165145	313397AC5	1047	FHLMC D N	1/22/2016	1/3/2017		0.600%	0.603%	3,000,000	2,982,650.00	17,250.00	2,999,923.33	23.33
165613	313397AC5	1047	FHLMC D N	3/16/2016	1/3/2017		0.570%	0.573%	7,000	6,967.53	32.25	6,999.82	0.04
166299	313397AC5	1047	FHLMC D N	6/10/2016	1/3/2017		0.480%	0.481%	1,009,000	1,006,215.16	2,757.93	1,008,974.21	1.12
168007	313397HL8	1047	FHLMC D N	12/29/2016	6/28/2017		0.500%	0.501%	1,507,000	1,503,211.57	62.79	1,502,752.77	(521.59)
166476	313385HM1	1047	FHLB D N	7/1/2016	6/29/2017		0.550%	0.553%	6,536,000	6,499,752.43	18,373.42	6,517,475.89	(649.96)
167058	313589HN6	1047	FNMA D N	9/6/2016	6/30/2017		0.470%	0.472%	2,015,000	2,007,186.84	3,077.91	2,008,955.00	(1,309.75)
167119	313397HR5	1047	FHLMC D N	9/9/2016	7/3/2017		0.520%	0.522%	1,893,000	1,884,879.03	3,117.14	1,887,226.35	(769.82)
166552	3133EGMC6	1047	FFCB - BULLET	7/18/2016	10/18/2017		0.670%	0.670%	3,793,000	3,793,000.00	5,153.21	3,789,017.35	(3,982.65)
1047 Total									21,271,000	21,194,107.06	50,554.97	21,232,286.11	(7,222.71)
151230	316175108	1048	FIDELITY GOVT FUND -	3/1/2012	1/1/2017		0.334%	0.334%	500,000	500,000.00	0.02	500,000.00	0.00
168008	46640PQV8	1048	CP - JP MORGAN	12/29/2016	3/29/2017		1.030%	1.032%	9,000	8,976.83	0.77	8,984.78	7.18
166210	313385ET9	1048	FHLB D N	5/31/2016	4/24/2017		0.700%	0.704%	565,800	562,191.45	2,365.36	564,858.73	301.92
167995	313385ET9	1048	FHLB D N	12/28/2016	4/24/2017		0.580%	0.581%	2,295,100	2,290,773.74	147.91	2,291,281.85	360.20
167081	313397KE0	1048	FHLMC D N	9/7/2016	8/9/2017		0.565%	0.568%	12,400	12,334.61	22.58	12,354.53	(2.66)
167698	313397KE0	1048	FHLMC D N	11/18/2016	8/9/2017		0.600%	0.603%	13,000	12,942.80	9.53	12,952.33	0.00
154395	3133ECA95	1048	FFCB C I	12/28/2012	9/18/2017	1/4/2017	0.790%	0.833%	2,838,000	2,836,802.29	6,414.67	2,835,190.38	(1,611.91)
166635	3136G3G82	1048	FNMA C I	7/27/2016	7/27/2021	1/27/2017	1.550%	1.550%	2,418,000	2,418,000.00	16,032.68	2,344,589.52	(73,410.48)
166962	3136G34M4	1048	FNMA C I	8/26/2016	8/24/2021	2/24/2017	1.550%	1.550%	3,505,000	3,505,301.82	19,165.54	3,391,508.10	(113,491.90)
167024	3136G36F7	1048	FNMA C I	9/14/2016	9/14/2021	3/14/2017	1.600%	1.600%	3,735,000	3,735,000.00	17,762.00	3,642,297.30	(92,702.70)
1048 Total									15,891,300	15,882,323.54	61,921.06	15,604,017.52	(280,550.35)
151231	316175108	1049	FIDELITY GOVT FUND -	3/1/2012	1/1/2017		0.334%	0.334%	4,816,375	4,816,375.04	-49.90	4,816,375.04	0.00
167939	313385AD8	1049	FHLB D N	12/21/2016	1/4/2017		0.480%	0.480%	3,008,500	3,007,938.41	441.25	3,008,384.67	5.01

MIAMI-DADE COUNTY
REPORT WRITER
AS OF DATE: December 31, 2016
SORTING ORDER: FUND ICC#

INVESTMENT NUMBER	CUSIP NUMBER	FUND NUMBER	DESCRIPTION	PURCHASE SET DATE	MATURITY DATE	CALL DATE	INTEREST RATE	YTM TRADING	SCHEDULED PAR VALUE	CURRENT BOOK VALUE	PERIOD END INTEREST ACCRL	MARKET VALUE	UNREALIZED GAIN/LOSS
167600	313385AE6	1049	FHLB D N	11/7/2016	1/5/2017		0.320%	0.320%	500,000	499,737.78	244.44	499,974.44	(7.78)
167828	36164JNB6	1049	CP - G. E. TREASURY	12/7/2016	1/11/2017		0.510%	0.510%	1,398,000	1,397,306.83	495.12	1,397,767.00	(34.95)
167737	313385AT3	1049	FHLB D N	11/23/2016	1/18/2017		0.448%	0.448%	3,502,900	3,500,458.87	1,700.07	3,502,139.09	(19.85)
167748	89233GNK8	1049	CP - TOYOTA MOTOR	11/28/2016	1/19/2017		0.580%	0.580%	2,138,000	2,136,208.83	1,171.15	2,137,358.60	(21.38)
167840	36164JNR1	1049	CP - G. E. TREASURY	12/8/2016	1/25/2017		0.530%	0.530%	2,112,000	2,110,507.52	746.24	2,111,155.20	(98.56)
167850	89233GNS1	1049	CP - TOYOTA MOTOR	12/12/2016	1/26/2017		0.600%	0.600%	3,504,700	3,502,071.48	1,168.23	3,503,239.71	0.00
167918	89233GP67	1049	CP - TOYOTA MOTOR	12/16/2016	2/6/2017		0.750%	0.751%	2,003,000	2,000,830.08	667.67	2,001,798.20	300.45
167956	313385BR6	1049	FHLB D N	12/22/2016	2/9/2017		0.505%	0.505%	3,180,000	3,177,814.19	446.08	3,178,415.30	155.03
167984	64105RPN4	1049	CP - NESTLE FINANCIA	12/28/2016	2/22/2017		0.560%	0.560%	5,804,100	5,799,043.98	361.14	5,799,069.78	(335.34)
1049 Total									31,967,575	31,948,293.01	7,391.49	31,955,677.03	(57.37)
151232	316175108	1053	FIDELITY GOVT FUND -	3/1/2012	1/1/2017		0.334%	0.334%	2,742,400	2,742,400.00	-44.63	2,742,400.00	0.00
167876	313385AD8	1053	FHLB D N	12/14/2016	1/4/2017		0.450%	0.450%	3,400,000	3,399,107.50	765.00	3,399,869.67	(2.83)
167765	89233GN93	1053	CP - TOYOTA MOTOR	11/29/2016	1/9/2017		0.510%	0.510%	1,904,000	1,902,894.09	890.12	1,903,746.13	(38.08)
167925	30229ANB1	1053	CP - EXXON MOBIL	12/19/2016	1/11/2017		0.620%	0.620%	2,048,000	2,047,188.76	458.53	2,047,658.67	11.38
167808	89233GNJ1	1053	CP - TOYOTA MOTOR	12/5/2016	1/18/2017		0.550%	0.550%	3,587,000	3,584,588.74	1,479.64	3,585,983.68	(84.70)
167829	30229ANP0	1053	CP - EXXON MOBIL	12/7/2016	1/23/2017		0.540%	0.540%	5,949,000	5,944,805.96	2,230.87	5,946,818.70	(218.13)
167943	313385BA3	1053	FHLB D N	12/21/2016	1/25/2017		0.490%	0.490%	3,793,000	3,791,193.06	567.90	3,791,836.81	75.85
167891	89233GPF7	1053	CP - TOYOTA MOTOR	12/14/2016	2/15/2017		0.710%	0.711%	3,762,000	3,757,325.71	1,335.51	3,759,178.50	517.28
167985	64105RPN4	1053	CP - NESTLE FINANCIA	12/28/2016	2/22/2017		0.560%	0.560%	6,695,900	6,690,067.13	416.63	6,690,096.89	(386.87)
1053 Total									33,881,300	33,859,570.95	8,099.57	33,867,589.05	(126.10)
151233	316175108	1055	FIDELITY GOVT FUND -	3/1/2012	1/1/2017		0.300%	0.300%	26,600	26,600.00	-0.62	26,600.00	0.00
1055 Total									26,600	26,600.00	-0.62	26,600.00	0.00
151234	316175108	1056	FIDELITY GOVT FUND -	3/1/2012	1/1/2017		0.334%	0.334%	4,547,919	4,547,919.00	-25.32	4,547,919.00	0.00
1056 Total									4,547,919	4,547,919.00	-25.32	4,547,919.00	0.00
163358	316175108	1060	FIDELITY GOVT FUND -	7/8/2015	1/1/2017		0.334%	0.334%	4,183,200	4,183,200.00	0.64	4,183,200.00	0.00
168017	313385BA3	1060	FHLB D N	12/30/2016	1/25/2017		0.445%	0.445%	843,900	843,628.78	20.86	843,641.20	(8.44)
1060 Total									5,027,100	5,026,828.78	21.50	5,026,841.20	(8.44)
163612	316175108	1061	FIDELITY GOVT FUND -	7/8/2015	1/1/2017		0.254%	0.254%	0	0.00	0.65	0.00	0.00
1061 Total									0	0.00	0.65	0.00	0.00
165509	316175108	1062	FIDELITY GOVT FUND -	3/3/2016	1/1/2017		0.344%	0.344%	3,343,214	3,343,214.00	-61.55	3,343,214.00	0.00
167940	313385AD8	1062	FHLB D N	12/21/2016	1/4/2017		0.480%	0.480%	4,108,500	4,107,733.08	602.58	4,108,342.51	6.85
167934	48306AN52	1062	CP - KAISER FOUNDATI	12/21/2016	1/5/2017		0.760%	0.760%	1,400,000	1,399,556.67	325.11	1,399,906.67	24.89
167936	313385AT3	1062	FHLB D N	12/21/2016	1/18/2017		0.490%	0.490%	3,410,000	3,408,700.41	510.55	3,409,259.27	48.31
168018	313385BA3	1062	FHLB D N	12/30/2016	1/25/2017		0.445%	0.445%	4,089,000	4,087,685.84	101.09	4,087,746.04	(40.89)
168020	313589BH5	1062	FNMA D N	12/30/2016	2/1/2017		0.410%	0.410%	6,000,000	5,997,745.00	136.67	5,997,623.33	(258.34)
1062 Total									22,350,714	22,344,635.00	1,614.45	22,346,091.82	(219.18)
165510	316175108	1063	FIDELITY GOVT FUND -	3/2/2016	1/1/2017		0.334%	0.334%	18,675	18,675.00	-2.66	18,675.00	0.00
1063 Total									18,675	18,675.00	-2.66	18,675.00	0.00
166955	316175108	1064	FIDELITY MMKT - COI	8/26/2016	1/1/2017		0.334%	0.334%	101,300	101,300.00	-0.01	101,300.00	0.00
1064 Total									101,300	101,300.00	-0.01	101,300.00	0.00
166956	316175108	1065	FIDELITY MMKT COI AC	8/26/2016	1/1/2017		0.334%	0.334%	140,500	140,500.00	-0.01	140,500.00	0.00
1065 Total									140,500	140,500.00	-0.01	140,500.00	0.00
Grand Total									3,652,830,575	3,646,011,758.65	5,961,443.62	3,637,801,828.67	(10,915,832.71)