



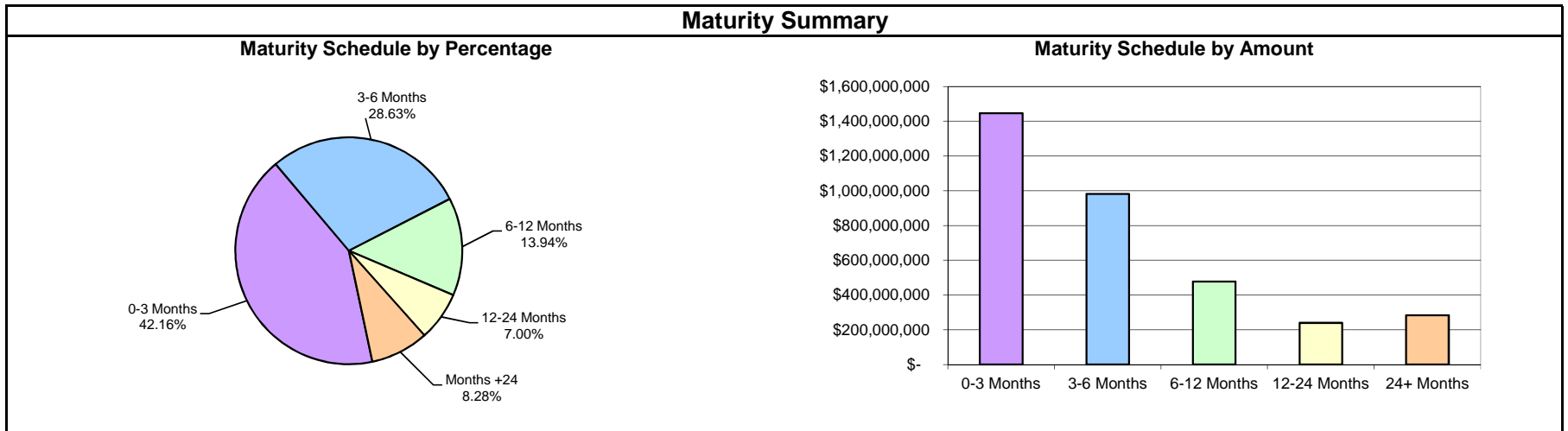
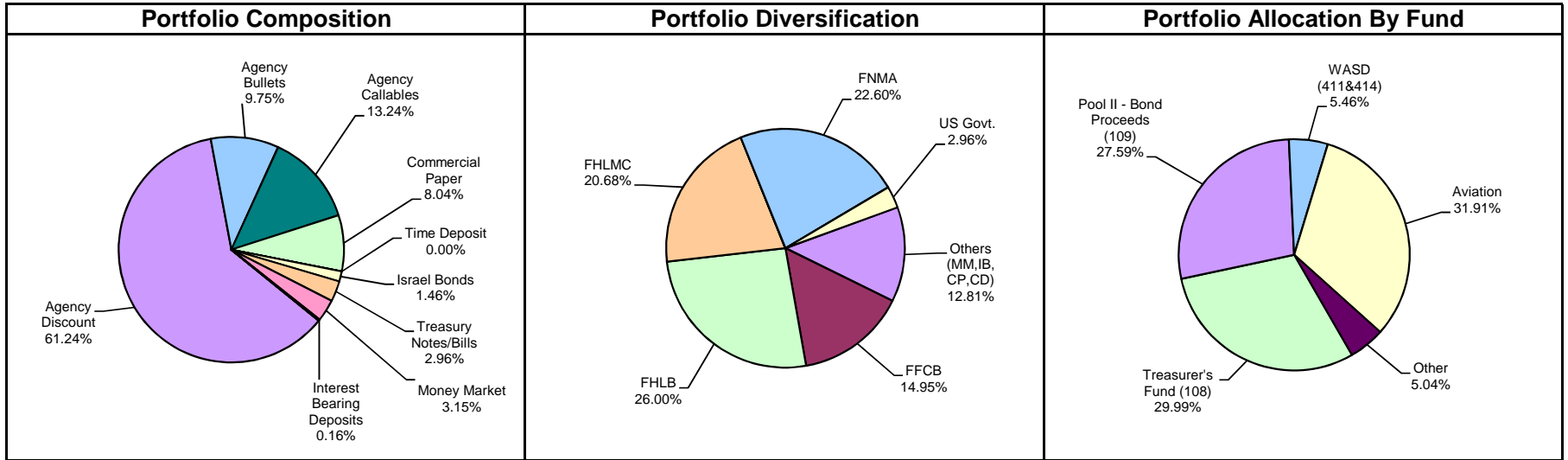
Monthly Summary Investment Report

For the Period Ended

June 30, 2016



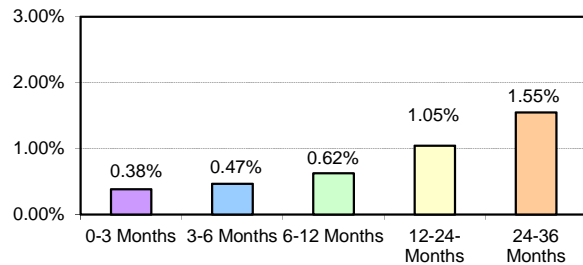
Miami-Dade County Total Portfolio Summary June 30, 2016



**Miami-Dade County
Summary Statement
June 30, 2016**

Portfolio Summary					
	Current 6/30/2016	Previous Month 5/31/2016	Change from Prior Month	Prior Quarter 3/31/2016	Change from Prior Quarter
Par Value	\$ 3,437,962,664.77	\$ 3,423,549,381.99	\$ 14,413,282.78	\$ 3,350,602,309.09	\$ 87,360,355.68
Book Value	\$ 3,434,796,765.68	\$ 3,420,397,179.93	\$ 14,399,585.75	\$ 3,347,456,804.32	\$ 87,339,961.36
Market Value	\$ 3,436,604,780.17	\$ 3,420,522,144.22	\$ 16,082,635.95	\$ 3,348,384,203.25	\$ 88,220,576.92
Market Value as a % of Book Value	100.05%	100.00%	0.05%	100.03%	0.02%
Accrued Interest	\$ 4,879,915.68	\$ 4,655,287.15	\$ 224,628.53	\$ 4,657,385.08	\$ 222,530.60
Total Value (Market Value+ Accrued Interest)	\$ 3,441,484,695.85	\$ 3,425,177,431.37	\$ 16,307,264.48	\$ 3,353,041,588.33	\$ 88,443,107.52
Interest Earned (Current Month)	\$ 1,717,056.79	\$ 1,516,897.91	\$ 200,158.88	\$ 1,422,525.41	\$ 294,531.38
Interest Earned Fiscal YTD (10/1 - 9/30)	\$ 11,990,426.18	\$ 10,272,405.64	\$ 1,718,020.54	\$ 7,309,563.65	\$ 4,680,862.53
Unrealized Gain (Loss)	\$ 1,808,014.49	\$ 124,964.29	\$ 1,683,050.20	\$ 927,398.93	\$ 880,615.56
Weighted Average Days to Maturity	233.77	232.0	1.8	227.7	6.1
Weighted Average Days to Call	113.7	104.7	9.1	113.9	-0.2
Yield to Maturity	0.58%	0.57%	0.01%	0.53%	0.05%
Earned Income Yield for Period	0.59%	0.57%	0.03%	0.50%	0.09%
Earned Income Yield for Year to Date	0.49%	0.48%	0.01%	0.45%	0.04%

Yield Maturity Breakdown

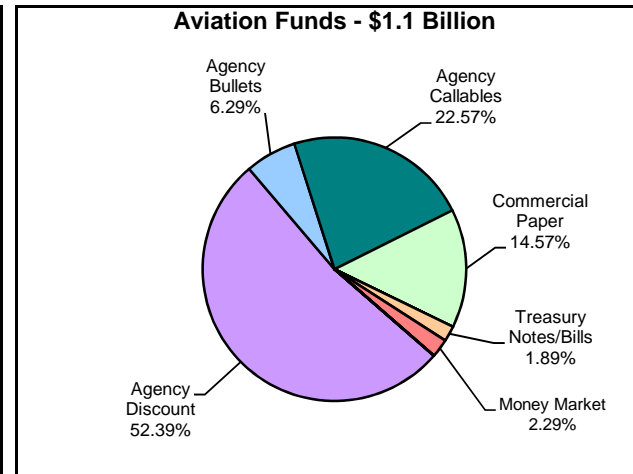
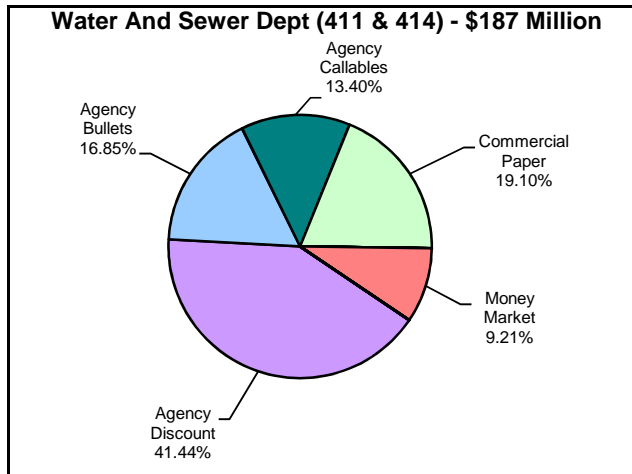
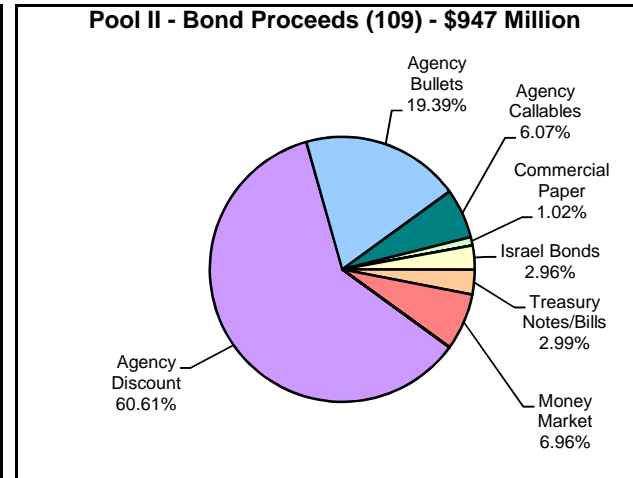
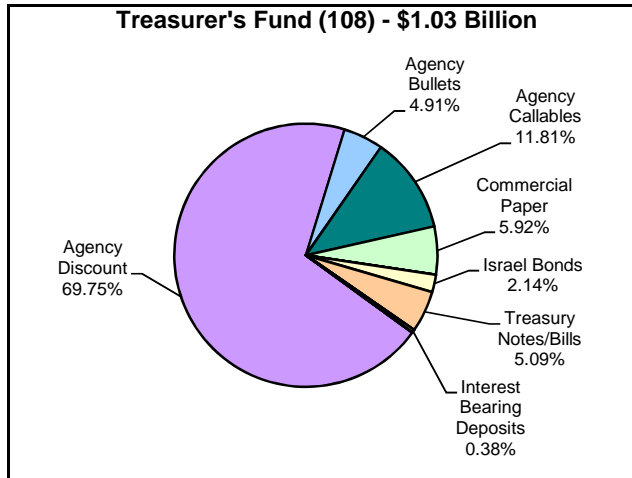


Policy Compliance

Security Type	% Limit	Current %	Result
Treasuries	100%	2.96%	PASS
Agencies	100%	70.99%	PASS
Agency Callables	25%	13.24%	PASS
Commercial Paper	50%	8.04%	PASS
-CP Single Issuer Max	5%	2.16%	PASS
Israel Bonds	3%	1.46%	PASS
Time Deposits	20%	0.00%	PASS
SBA/Investment Pools	50%	0.00%	PASS
Money Market Funds	30%	3.15%	PASS
Interest Bearing Deposit	20%	0.17%	PASS
Open/Closed End Funds	5%	0.00%	PASS

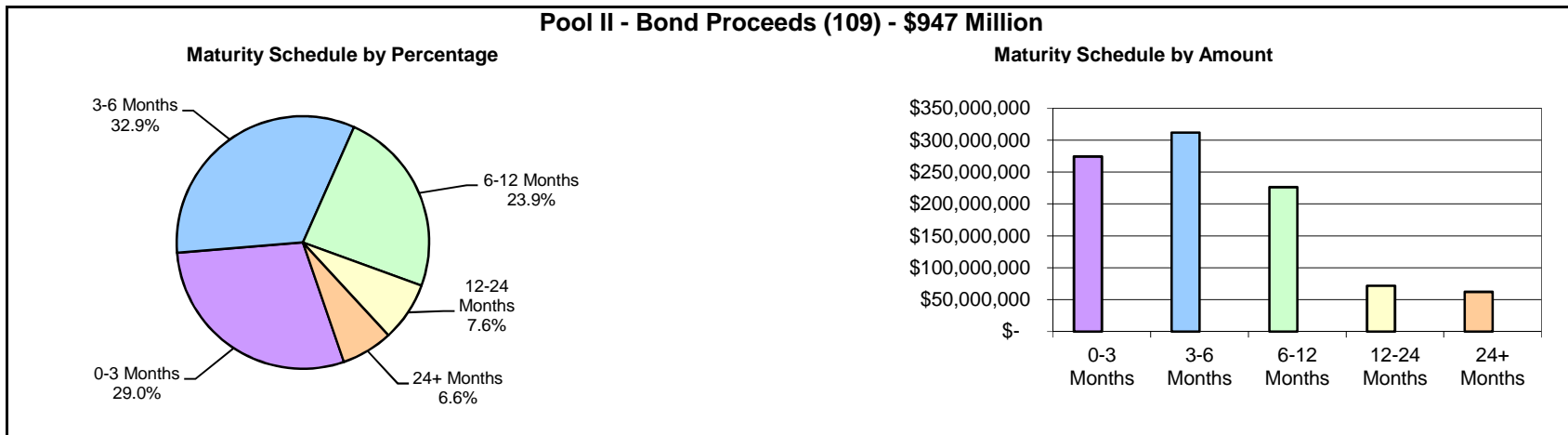

Note: The County currently holds \$1.22 billion in cash deposits with Wells Fargo Bank due to a high earnings credit rate of 0.35%. These balances offset the cost of banking services. They are not included in the investment portfolio data presented here.

**Miami-Dade County
Portfolio Composition
June 30, 2016**

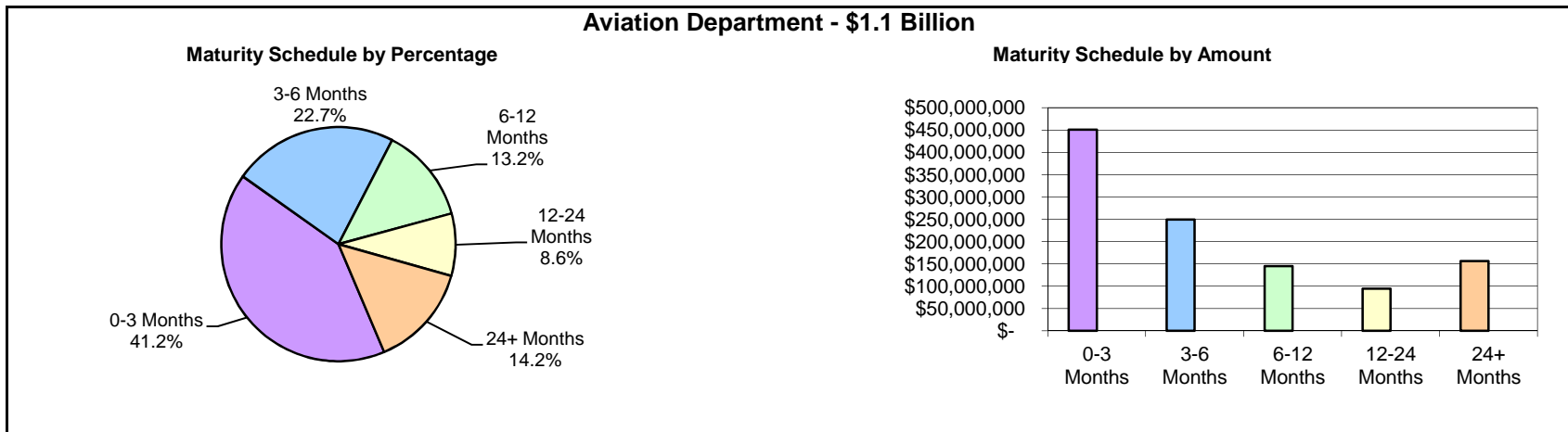
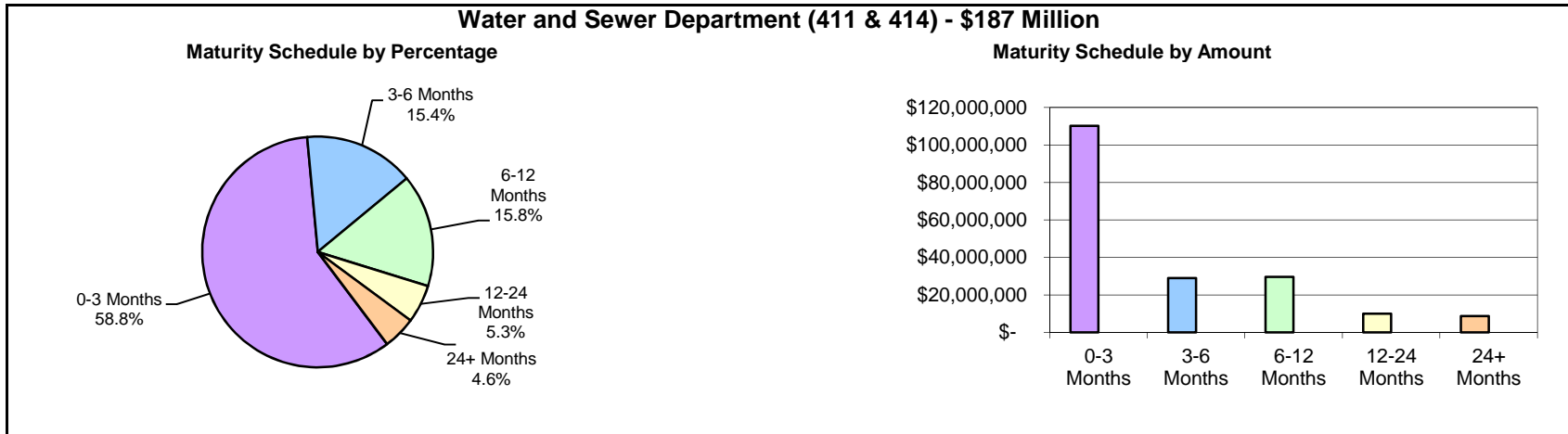


Note: Graphs above do not include miscellaneous funds totaling \$173 million and representing 5% of the portfolio.

Miami-Dade County Maturity Breakdown June 30, 2016

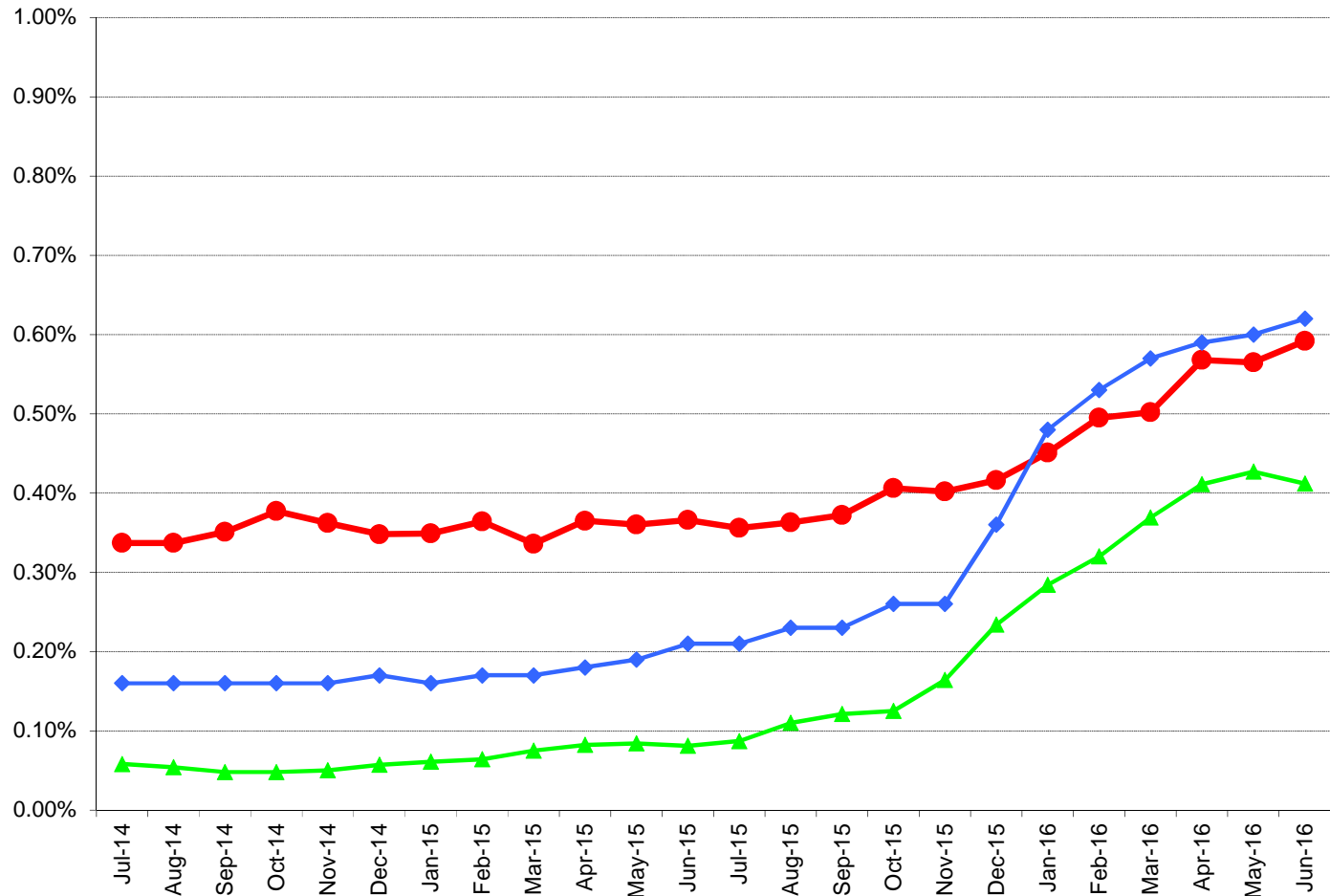


Miami-Dade County Maturity Breakdown June 30, 2016



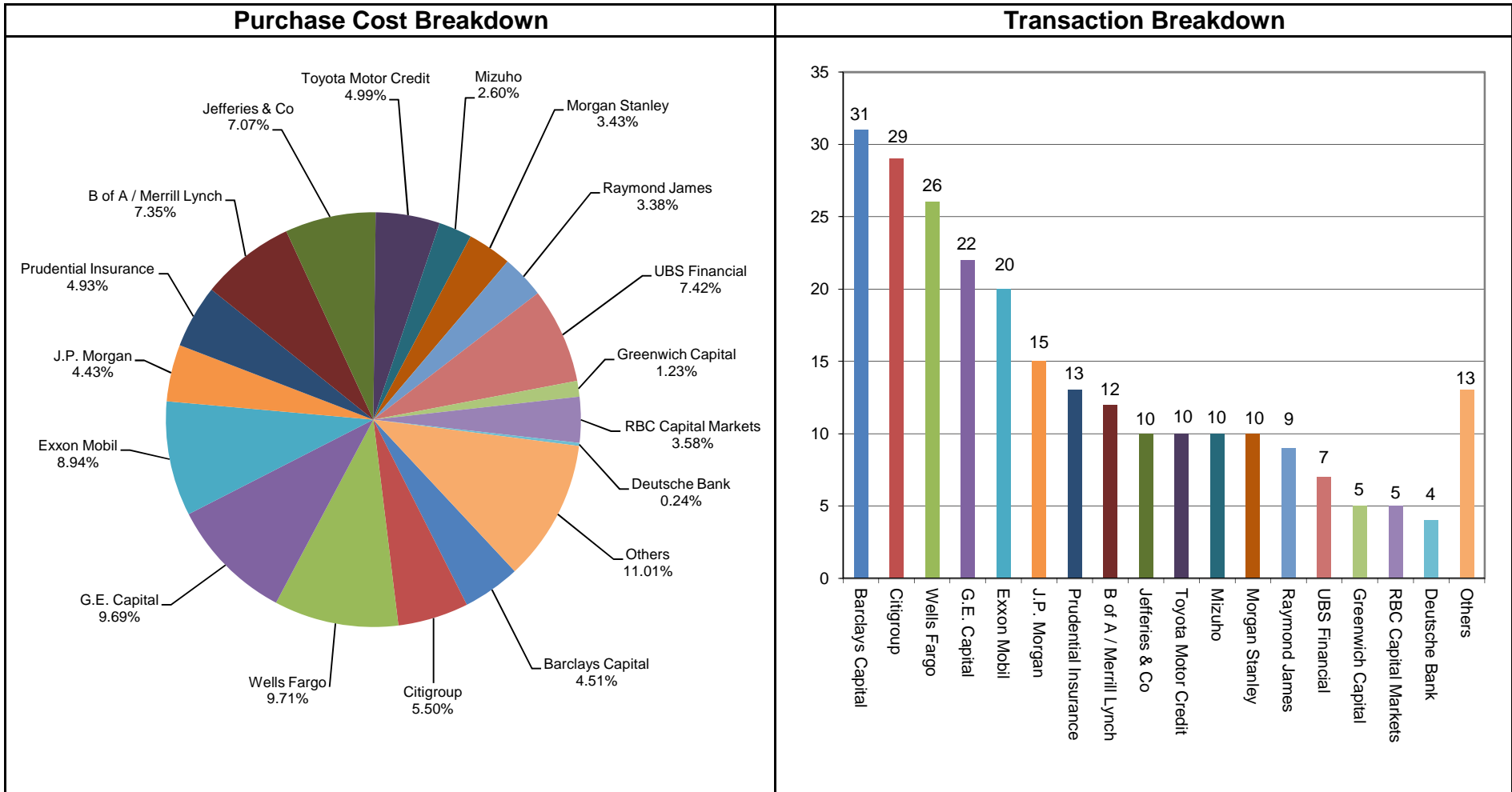
Note: Graphs above do not include miscellaneous funds totaling \$173 million and representing 5% of the portfolio.

Miami-Dade County Benchmark Comparisons June 30, 2016



	Jul-14	Aug-14	Sep-14	Oct-14	Nov-14	Dec-14	Jan-15	Feb-15	Mar-15	Apr-15	May-15	Jun-15	Jul-15	Aug-15	Sep-15	Oct-15	Nov-15	Dec-15	Jan-16	Feb-16	Mar-16	Apr-16	May-16	Jun-16
—●— Miami-Dade - Earned Income Yield	0.34%	0.34%	0.35%	0.38%	0.36%	0.35%	0.35%	0.36%	0.34%	0.37%	0.36%	0.37%	0.36%	0.36%	0.37%	0.41%	0.40%	0.42%	0.45%	0.50%	0.50%	0.57%	0.57%	0.59%
—◆— Monthly Avg - Florida SBA Pool	0.16%	0.16%	0.16%	0.16%	0.16%	0.17%	0.16%	0.17%	0.17%	0.18%	0.19%	0.21%	0.21%	0.23%	0.23%	0.26%	0.26%	0.36%	0.48%	0.53%	0.57%	0.59%	0.60%	0.62%
—▲— 6-Month Avg of 6-Mo T-Bill	0.06%	0.05%	0.05%	0.05%	0.05%	0.06%	0.06%	0.06%	0.08%	0.08%	0.08%	0.08%	0.09%	0.11%	0.12%	0.13%	0.16%	0.23%	0.28%	0.32%	0.37%	0.41%	0.43%	0.41%

Miami-Dade County Broker Purchase Distribution June 30, 2016





Detail Security Holdings Report

For the Period Ended

June 30, 2016



MIAMI-DADE COUNTY
REPORT WRITER
AS OF DATE: June 30, 2016
SORTING ORDER: FUND ICC#

INVTMNT NUMBER	CUSIP NUMBER	FUND NUMBER	DESCRIPTION	PURCHASE SET DATE	MATURITY DATE	CALL DATE	INTEREST RATE	YTM TRADING	SCHEDULED PAR VALUE	CURRENT BOOK VALUE	PERIOD END INTEREST ACRL	MARKET VALUE	UNREALIZED GAIN/LOSS
151194	WACHOVMM7	108	WACHOVIA MMKT LOC SB	3/1/2012	7/1/2016		0.020%	0.020%	3,887,062	3,887,061.65	0.00	3,887,061.65	0.00
151195	WACHOVIA8	108	WACHOVIA INT BEARING	3/1/2012	7/1/2016		0.019%	0.019%	0	0.00	64.49	0.00	0.00
163623	313588YV1	108	FNMA D N	8/10/2015	7/1/2016		0.380%	0.381%	5,000,000	4,982,794.44	17,205.56	5,000,000.00	0.00
163702	313588YV1	108	FNMA D N	8/19/2015	7/1/2016		0.380%	0.381%	5,000,000	4,983,269.44	16,730.56	5,000,000.00	0.00
163783	313588YV1	108	FNMA D N	8/26/2015	7/1/2016		0.370%	0.371%	782,000	779,508.46	2,491.54	782,000.00	0.00
163886	313312YV6	108	FFCB D N	9/8/2015	7/1/2016		0.410%	0.411%	1,000,000	996,617.50	3,382.50	1,000,000.00	0.00
164422	313588YV1	108	FNMA D N	10/27/2015	7/1/2016		0.240%	0.240%	10,000,000	9,983,466.67	16,533.33	10,000,000.00	0.00
164435	313588YV1	108	FNMA D N	10/28/2015	7/1/2016		0.240%	0.240%	10,000,000	9,983,533.33	16,466.67	10,000,000.00	0.00
166214	313384ZC6	108	FHLB D N	6/1/2016	7/8/2016		0.320%	0.320%	10,000,000	9,996,711.11	2,666.67	9,999,591.67	213.89
163449	313384ZK8	108	FHLB D N	7/17/2015	7/15/2016		0.340%	0.341%	5,000,000	4,982,811.00	16,527.88	4,999,591.67	252.79
163572	313312ZK9	108	FFCB D N	8/3/2015	7/15/2016		0.380%	0.381%	5,000,000	4,981,686.11	17,575.00	4,999,591.67	330.56
163584	313312ZK9	108	FFCB D N	8/5/2015	7/15/2016		0.400%	0.402%	4,270,000	4,253,631.67	15,704.11	4,269,651.28	315.50
164208	313588ZN8	108	FNMA D N	10/6/2015	7/18/2016		0.250%	0.250%	5,000,000	4,990,069.44	9,340.28	4,999,504.17	94.45
164256	313588ZN8	108	FNMA D N	10/13/2015	7/18/2016		0.265%	0.266%	2,000,000	1,995,892.50	3,857.22	1,999,801.67	51.95
164272	313588ZN8	108	FNMA D N	10/14/2015	7/18/2016		0.265%	0.266%	3,000,000	2,993,860.83	5,763.75	2,999,702.50	77.92
164280	313588ZN8	108	FNMA D N	10/15/2015	7/18/2016		0.265%	0.266%	3,000,000	2,993,882.92	5,741.66	2,999,702.50	77.92
164230	313588ZP3	108	FNMA D N	10/8/2015	7/19/2016		0.265%	0.266%	5,000,000	4,989,510.42	9,827.08	4,999,475.00	137.50
166280	59087AGK9	108	CP - METLIFE FUND	6/9/2016	7/19/2016		0.400%	0.400%	25,000,000	24,988,888.89	6,111.11	24,994,875.00	(125.00)
165786	64105RGL8	108	CP - NESTLE FINANCIA	4/7/2016	7/20/2016		0.580%	0.581%	15,025,000	14,999,824.78	20,575.90	15,021,748.76	1,348.08
164193	313396ZS5	108	FHLMC D N	10/5/2015	7/22/2016		0.240%	0.240%	10,000,000	9,980,600.00	18,000.00	9,998,775.00	175.00
166260	89233GGN0	108	CP - TOYOTA MOTOR	6/7/2016	7/22/2016		0.390%	0.390%	11,000,000	10,994,637.50	2,860.00	10,997,369.17	(128.33)
164338	313312ZX1	108	FFCB D N	10/19/2015	7/27/2016		0.310%	0.311%	10,000,000	9,975,716.67	22,044.44	9,998,483.33	722.22
164479	313312ZY9	108	FFCB D N	11/4/2015	7/28/2016		0.390%	0.391%	10,000,000	9,971,075.00	26,000.00	9,998,425.00	1,350.00
164347	313312ZZ6	108	FFCB D N	10/20/2015	7/29/2016		0.310%	0.311%	10,000,000	9,975,630.56	21,958.33	9,998,366.67	777.78
164022	313312A42	108	FFCB D N	9/21/2015	8/1/2016		0.390%	0.391%	5,000,000	4,982,937.50	15,383.33	4,999,095.83	775.00
164532	313384A41	108	FHLB D N	11/9/2015	8/1/2016		0.400%	0.401%	10,000,000	9,970,444.44	26,111.12	9,998,191.67	1,636.11
164544	313384A41	108	FHLB D N	11/12/2015	8/1/2016		0.400%	0.401%	10,000,000	9,970,777.78	25,777.78	9,998,191.67	1,636.11
164620	313384A41	108	FHLB D N	11/19/2015	8/1/2016		0.410%	0.411%	5,000,000	4,985,422.22	12,812.50	4,999,095.83	861.11
164642	313384A41	108	FHLB D N	11/20/2015	8/1/2016		0.420%	0.421%	3,310,000	3,300,152.75	8,650.13	3,309,401.44	598.56
164775	313384A41	108	FHLB D N	12/7/2015	8/1/2016		0.610%	0.612%	2,811,000	2,799,663.86	9,859.58	2,810,491.68	968.24
164774	313384A58	108	FHLB D N	12/7/2015	8/2/2016		0.610%	0.612%	25,000,000	24,898,756.94	87,687.50	24,995,333.33	8,888.89
163684	313588A62	108	FNMA D N	8/17/2015	8/3/2016		0.400%	0.402%	2,000,000	1,992,177.78	7,088.89	1,999,615.00	348.33
163816	313312A67	108	FFCB D N	8/31/2015	8/3/2016		0.420%	0.422%	4,250,000	4,233,240.83	15,122.92	4,249,181.88	818.13
165998	313384A82	108	FHLB D N	5/6/2016	8/5/2016		0.310%	0.310%	5,000,000	4,996,081.94	2,411.11	4,998,979.17	486.12
166024	313384A82	108	FHLB D N	5/11/2016	8/5/2016		0.325%	0.325%	5,000,000	4,996,118.06	2,302.08	4,998,979.17	559.03
163861	313312B58	108	FFCB D N	9/3/2015	8/10/2016		0.420%	0.422%	1,000,000	996,010.00	3,523.33	999,766.67	233.34
163695	313396B77	108	FHLMC D N	8/18/2015	8/12/2016		0.400%	0.402%	2,000,000	1,992,000.00	7,066.67	1,999,510.00	443.33
164117	313312B74	108	FFCB D N	9/25/2015	8/12/2016		0.410%	0.412%	3,000,000	2,988,998.33	9,566.67	2,999,265.00	700.00
163993	313588C29	108	FNMA D N	9/16/2015	8/15/2016		0.500%	0.502%	5,000,000	4,976,805.56	20,069.44	4,998,687.50	1,812.50
164257	313384C23	108	FHLB D N	10/13/2015	8/15/2016		0.290%	0.291%	1,000,000	997,526.94	2,110.56	999,737.50	100.00
164521	313384C23	108	FHLB D N	11/6/2015	8/15/2016		0.390%	0.391%	4,553,000	4,539,041.26	11,739.15	4,551,804.84	1,024.43
164541	313312C24	108	FFCB D N	11/10/2015	8/15/2016		0.450%	0.452%	6,316,000	6,293,972.95	18,474.30	6,314,342.05	1,894.80
164588	313312C24	108	FFCB D N	11/16/2015	8/15/2016		0.455%	0.457%	1,665,000	1,659,255.06	4,797.97	1,664,562.94	509.91
164801	313588C29	108	FNMA D N	12/10/2015	8/15/2016		0.640%	0.643%	20,000,000	19,911,466.67	72,533.33	19,994,750.00	10,750.00
162350	3133EETK6	108	FFCB - BULLET	3/16/2015	8/16/2016		0.550%	0.550%	2,000,000	2,000,000.00	4,125.00	2,000,620.00	620.00
166241	313384C31	108	FHLB D N	6/3/2016	8/16/2016		0.360%	0.360%	24,500,000	24,481,870.00	6,860.00	24,493,425.83	4,695.83
164093	313312C40	108	FFCB D N	9/25/2015	8/17/2016		0.410%	0.412%	3,000,000	2,988,827.50	9,566.67	2,999,177.50	783.33
164783	313312C40	108	FFCB D N	12/8/2015	8/17/2016		0.620%	0.623%	5,000,000	4,978,213.89	17,738.89	4,998,629.17	2,676.39
164909	313588C52	108	FNMA D N	12/22/2015	8/18/2016		0.590%	0.592%	5,000,000	4,980,333.33	15,733.34	4,998,600.00	2,533.33
165847	89233GHN9	108	CP - TOYOTA MOTOR	4/18/2016	8/22/2016		0.620%	0.621%	10,000,000	9,978,300.00	12,744.44	9,994,077.78	3,033.34
166232	313384D30	108	FHLB D N	6/2/2016	8/24/2016		0.360%	0.360%	30,000,000	29,975,100.00	8,700.00	29,990,550.00	6,750.00
165599	313384E47	108	FHLB D N	3/16/2016	9/2/2016		0.500%	0.501%	20,048,000	20,000,664.44	29,793.56	20,038,878.16	8,420.16
166242	313384E47	108	FHLB D N	6/3/2016	9/2/2016		0.460%	0.461%	40,000,000	39,953,488.80	14,311.14	39,981,800.00	14,000.06
164852	313312F62	108	FFCB D N	12/16/2015	9/12/2016		0.720%	0.724%	5,000,000	4,972,900.00	19,800.00	4,997,363.89	4,663.89

MIAMI-DADE COUNTY
REPORT WRITER
AS OF DATE: June 30, 2016
SORTING ORDER: FUND ICC#

INVTMNT NUMBER	CUSIP NUMBER	FUND NUMBER	DESCRIPTION	PURCHASE SET DATE	MATURITY DATE	CALL DATE	INTEREST RATE	YTM TRADING	SCHEDULED PAR VALUE	CURRENT BOOK VALUE	PERIOD END INTEREST ACRL	MARKET VALUE	UNREALIZED GAIN/LOSS
163995	313312F96	108	FFCB D N	9/17/2015	9/15/2016		0.530%	0.533%	580,000	576,891.84	2,459.20	579,681.64	330.60
165761	313384F95	108	FHLB D N	4/1/2016	9/15/2016		0.450%	0.451%	8,719,000	8,700,799.09	9,917.86	8,714,214.24	3,497.29
166201	313384G29	108	FHLB D N	5/31/2016	9/16/2016		0.400%	0.400%	50,000,000	49,940,000.00	17,222.22	49,972,194.44	14,972.22
164597	313312H60	108	FFCB D N	11/16/2015	9/28/2016		0.490%	0.492%	5,000,000	4,978,426.39	15,516.67	4,996,786.11	2,843.05
164598	313312H60	108	FFCB D N	11/17/2015	9/28/2016		0.490%	0.492%	5,000,000	4,978,494.44	15,448.61	4,996,786.11	2,843.06
164192	313312J35	108	FFCB D N	10/5/2015	10/3/2016		0.360%	0.361%	5,000,000	4,981,800.00	13,500.00	4,996,083.33	783.33
164215	313312J35	108	FFCB D N	10/7/2015	10/3/2016		0.360%	0.361%	5,000,000	4,981,900.00	13,400.00	4,996,083.33	783.33
164231	313312J35	108	FFCB D N	10/8/2015	10/3/2016		0.360%	0.361%	5,000,000	4,981,950.00	13,350.00	4,996,083.33	783.33
164255	313312J35	108	FFCB D N	10/13/2015	10/3/2016		0.360%	0.361%	2,728,000	2,718,288.32	7,147.36	2,725,863.07	427.39
164372	313588J30	108	FNMA D N	10/22/2015	10/3/2016		0.340%	0.341%	5,000,000	4,983,613.89	11,947.22	4,996,083.33	522.22
165317	313396J38	108	FHLMC D N	2/12/2016	10/3/2016		0.460%	0.461%	15,100,000	15,054,851.00	27,012.22	15,088,171.67	6,308.45
165318	313588J30	108	FNMA D N	2/12/2016	10/3/2016		0.435%	0.436%	15,043,000	15,000,465.92	25,447.74	15,031,216.32	5,302.66
165319	313312J35	108	FFCB D N	2/12/2016	10/3/2016		0.460%	0.461%	10,000,000	9,970,100.00	17,888.89	9,992,166.67	4,177.78
165600	313396J38	108	FHLMC D N	3/16/2016	10/3/2016		0.500%	0.501%	7,000,000	6,980,458.33	10,402.78	6,994,516.67	3,655.56
166246	313396J79	108	FHLMC D N	6/3/2016	10/7/2016		0.400%	0.401%	32,000,000	31,955,200.00	9,955.56	31,973,866.67	8,711.11
164273	313312K33	108	FFCB D N	10/14/2015	10/11/2016		0.370%	0.371%	3,000,000	2,988,807.50	8,047.50	2,997,450.00	595.00
164281	313312K33	108	FFCB D N	10/15/2015	10/11/2016		0.370%	0.371%	1,692,000	1,685,704.82	4,521.40	1,690,561.80	335.58
164502	313312K58	108	FFCB D N	11/5/2015	10/13/2016		0.500%	0.502%	5,000,000	4,976,180.56	16,597.22	4,995,666.67	2,888.89
164523	313312K58	108	FFCB D N	11/6/2015	10/13/2016		0.500%	0.502%	5,000,000	4,976,250.00	16,527.78	4,995,666.67	2,888.89
164565	313312K58	108	FFCB D N	11/13/2015	10/13/2016		0.510%	0.512%	5,000,000	4,976,270.83	16,362.50	4,995,666.67	3,033.34
164590	313312K58	108	FFCB D N	11/16/2015	10/13/2016		0.500%	0.502%	10,447,000	10,398,827.72	33,082.17	10,437,945.93	6,036.04
163089	3130A3CW2	108	FHLB - BULLET	6/10/2015	10/17/2016		0.500%	0.530%	4,300,000	4,299,351.79	4,419.44	4,301,462.00	2,110.21
165538	3130A3CW2	108	FHLB - BULLET	3/9/2016	10/17/2016		0.500%	0.583%	3,000,000	2,998,770.27	3,083.33	3,001,020.00	2,249.73
164503	313396L35	108	FHLMC D N	11/5/2015	10/19/2016		0.400%	0.402%	1,000,000	996,122.22	2,655.56	999,083.33	305.55
166250	313384L31	108	FHLB D N	6/3/2016	10/19/2016		0.450%	0.451%	10,875,000	10,856,240.63	3,806.25	10,865,031.25	4,984.37
164396	3136G2QN0	108	FNMA STEP UP	10/28/2015	10/28/2016		1.125%	1.125%	5,000,000	5,000,000.00	9,843.75	5,004,750.00	4,750.00
164430	3136G2PQ4	108	FNMA STEP UP	10/29/2015	10/29/2016	7/29/2016	1.000%	1.000%	3,900,000	3,900,000.00	6,716.67	3,894,189.00	(5,811.00)
164434	3136G2RW9	108	FNMA STEP UP	10/30/2015	10/29/2016	7/29/2016	0.750%	0.750%	7,000,000	7,000,000.00	9,041.67	7,001,400.00	1,400.00
157536	3133ED6C1	108	FFCB - BULLET	11/5/2013	11/1/2016		0.650%	0.658%	2,000,000	1,999,916.21	2,166.67	2,001,280.00	1,363.79
166127	313384M97	108	FHLB D N	5/24/2016	11/2/2016		0.540%	0.541%	8,000,000	7,980,560.00	4,560.00	7,991,182.22	6,062.22
166248	313396M91	108	FHLMC D N	6/3/2016	11/2/2016		0.430%	0.431%	28,000,000	27,949,164.44	9,364.45	27,969,137.78	10,608.89
166203	313384N70	108	FHLB D N	5/31/2016	11/8/2016		0.515%	0.516%	40,000,000	39,907,872.22	17,738.89	39,953,777.78	28,166.67
165925	313384N96	108	FHLB D N	4/27/2016	11/10/2016		0.400%	0.401%	14,000,000	13,969,355.54	10,111.12	13,983,573.33	4,106.67
166202	912796HQ5	108	TREASURY BILLS	5/31/2016	11/10/2016		0.440%	0.441%	48,000,000	47,904,373.33	18,186.67	47,954,880.00	32,320.00
164604	313312P87	108	FFCB D N	11/18/2015	11/17/2016		0.590%	0.594%	5,000,000	4,970,090.28	18,519.44	4,993,822.22	5,212.50
164641	313312P87	108	FFCB D N	11/20/2015	11/17/2016		0.590%	0.594%	5,012,000	4,982,182.78	18,399.61	5,005,807.40	5,225.01
164643	313384P94	108	FHLB D N	11/20/2015	11/18/2016		0.600%	0.604%	940,000	934,297.33	3,509.34	938,830.22	1,023.55
165846	313312R77	108	FFCB D N	4/18/2016	12/2/2016		0.500%	0.502%	5,000,000	4,984,166.67	5,138.89	4,992,300.00	2,994.44
164873	313384T25	108	FHLB D N	12/17/2015	12/13/2016		0.720%	0.725%	5,000,000	4,963,800.00	19,700.00	4,991,750.00	8,250.00
165966	313384U49	108	FHLB D N	5/4/2016	12/23/2016		0.400%	0.401%	2,320,000	2,313,993.78	1,495.11	2,315,940.00	451.11
165652	313397AC5	108	FHLMC D N	3/22/2016	1/3/2017		0.600%	0.603%	13,063,000	13,000,515.32	21,989.38	13,037,352.98	14,848.28
165958	313385AV8	108	FHLB D N	5/3/2016	1/20/2017		0.500%	0.502%	7,485,000	7,457,762.92	6,133.54	7,468,961.31	5,064.85
165928	3130A7UU7	108	FHLB - BULLET	4/27/2016	1/25/2017		0.540%	0.581%	3,300,000	3,299,109.00	3,267.00	3,302,145.00	3,135.00
162517	3137EADU0	108	FHLMC - BULLET	4/2/2015	1/27/2017		0.500%	0.510%	10,000,000	9,998,958.71	21,388.89	9,999,500.00	541.29
165762	313385BS4	108	FHLB D N	4/1/2016	2/10/2017		0.610%	0.613%	1,340,000	1,332,847.75	2,066.21	1,336,831.64	1,917.68
154921	3133ECG99	108	FFCB - BULLET	2/22/2013	2/22/2017		0.660%	0.679%	2,000,000	1,999,619.38	4,730.00	2,001,460.00	1,840.62
159433	3133ECG99	108	FFCB - BULLET	5/23/2014	2/22/2017		0.660%	0.710%	1,000,000	999,506.56	2,365.00	1,000,730.00	1,223.44
165714	912796JE0	108	TREASURY BILLS	3/29/2016	3/2/2017		0.605%	0.608%	4,500,000	4,474,438.75	7,108.75	4,488,210.00	6,662.50
155387	3133ECKC7	108	FFCB - BULLET	3/28/2013	3/28/2017		0.650%	0.658%	1,900,000	1,899,857.99	3,190.42	1,901,102.00	1,244.01
165968	313385DR4	108	FHLB D N	5/4/2016	3/29/2017		0.610%	0.613%	3,000,000	2,983,275.83	2,948.33	2,989,620.00	3,395.84
165946	3130A7TL9	108	FHLB - BULLET	4/29/2016	4/20/2017		0.625%	0.638%	3,000,000	3,000,078.75	3,697.92	3,002,970.00	3,360.00
162675	3133EEZR4	108	FFCB - BULLET	4/23/2015	4/21/2017		0.600%	0.651%	2,000,000	1,999,001.37	2,333.33	2,000,160.00	1,158.63
162677	3130A52A6	108	FHLB STEP UP	4/23/2015	4/22/2017	7/22/2016	1.000%	1.178%	6,370,000	6,358,883.04	12,209.17	6,372,548.00	13,664.96
165553	3133ECMM3	108	FFCB - BULLET	3/10/2016	4/25/2017		0.600%	0.750%	2,300,000	2,296,577.87	2,530.00	2,300,184.00	3,606.13

MIAMI-DADE COUNTY
REPORT WRITER
AS OF DATE: June 30, 2016
SORTING ORDER: FUND ICC#

INVTMNT NUMBER	CUSIP NUMBER	FUND NUMBER	DESCRIPTION	PURCHASE SET DATE	MATURITY DATE	CALL DATE	INTEREST RATE	YTM TRADING	SCHEDULED PAR VALUE	CURRENT BOOK VALUE	PERIOD END INTEREST ACRL	MARKET VALUE	UNREALIZED GAIN/LOSS
165929	3130A7UG8	108	FHLB - BULLET	4/27/2016	4/26/2017		0.625%	0.648%	2,800,000	2,799,404.61	3,159.72	2,802,660.00	3,304.00
165942	3136G2QY6	108	FNMA STEP UP	4/29/2016	4/29/2017	7/29/2016	1.000%	1.000%	5,000,000	5,000,000.00	8,611.11	5,002,400.00	2,400.00
166261	3130A5EP0	108	FHLB - BULLET	6/7/2016	5/30/2017		0.625%	0.667%	4,000,000	3,998,846.11	2,152.78	4,001,840.00	3,480.00
166262	3130A5EP0	108	FHLB - BULLET	6/8/2016	5/30/2017		0.625%	0.667%	2,000,000	1,999,457.78	1,076.39	2,000,920.00	1,740.00
166252	31359MEL3	108	FNMA - BULLET	6/3/2016	6/1/2017		0.690%	1.394%	3,000,000	2,979,270.00	1,610.00	2,983,140.00	3,870.00
165927	3134G9EA1	108	FHLMC C I	4/27/2016	10/27/2017	7/27/2016	0.875%	0.875%	7,000,000	7,000,000.00	10,888.89	7,001,260.00	1,260.00
164425	3134G7S77	108	FHLMC STEP UP	10/29/2015	10/29/2017	7/29/2016	1.125%	1.188%	10,000,000	9,990,646.37	19,375.00	10,002,800.00	12,153.63
164429	3130A6ND5	108	FHLB STEP UP	10/29/2015	10/29/2017	7/29/2016	1.000%	1.000%	5,000,000	5,000,000.00	8,611.11	5,001,300.00	1,300.00
165412	3134G8MCO	108	FHLMC C I	2/24/2016	11/7/2017	8/7/2016	0.850%	0.850%	2,000,000	2,000,000.00	2,550.00	2,000,340.00	340.00
165413	3134G8MCO	108	FHLMC C I	2/24/2016	11/7/2017	8/7/2016	0.850%	0.850%	4,000,000	4,000,000.00	5,100.00	4,000,680.00	680.00
164600	3130A6SA6	108	FHLB - BULLET	11/17/2015	11/17/2017		0.940%	0.940%	2,000,000	2,000,000.00	2,297.78	2,008,100.00	8,100.00
165527	3134G8P29	108	FHLMC C I	3/8/2016	12/8/2017	9/8/2016	1.000%	1.038%	2,600,000	2,598,555.58	1,661.11	2,601,378.00	2,822.42
165572	3134G8P29	108	FHLMC C I	3/14/2016	12/8/2017	9/8/2016	1.000%	1.053%	3,000,000	2,997,670.50	1,916.67	3,001,590.00	3,919.50
164428	3136G2RK5	108	FNMA STEP UP	10/29/2015	4/29/2018	7/29/2016	1.375%	1.375%	5,000,000	5,000,000.00	11,840.28	5,001,500.00	1,500.00
166330	46513CLY0	108	JUBILEE ISSUE BONDS	6/15/2016	6/1/2018		1.620%	1.620%	22,000,000	22,000,000.00	15,623.01	22,000,000.00	0.00
165615	3134G8PX1	108	FHLMC C I	3/28/2016	9/28/2018	9/28/2016	1.200%	1.200%	2,700,000	2,700,000.00	8,370.00	2,702,538.00	2,538.00
164486	3136G2SX6	108	FNMA C I	11/27/2015	11/28/2018	11/28/2016	1.200%	1.200%	3,000,000	3,000,000.00	3,300.00	3,005,910.00	5,910.00
165584	3136G2ZF7	108	FNMA C I	3/15/2016	2/26/2019	8/26/2016	1.200%	1.300%	4,500,000	4,489,845.00	18,750.00	4,501,845.00	14,850.00
165614	3134G8RG6	108	FHLMC C I	3/28/2016	6/28/2019	9/28/2016	1.350%	1.374%	4,200,000	4,196,850.00	14,647.50	4,208,106.00	11,256.00
165601	3136G2ZG5	108	FNMA C I	3/16/2016	8/26/2019	8/26/2016	1.300%	1.374%	4,750,000	4,741,555.56	21,440.98	4,752,612.50	14,487.50
165571	3134G8N62	108	FHLMC C I	3/14/2016	11/26/2019	8/26/2016	1.470%	1.491%	5,000,000	4,996,455.25	7,145.83	5,002,500.00	6,044.75
165724	3134G8TX7	108	FHLMC C I	3/30/2016	12/30/2019	3/30/2017	1.375%	1.375%	5,250,000	5,250,000.00	18,247.40	5,260,972.50	10,972.50
165660	3134G8SF7	108	FHLMC C I	3/30/2016	3/30/2021	9/30/2016	1.900%	1.900%	5,000,000	5,000,000.00	24,013.89	5,005,950.00	5,950.00
166137	3136G3QU2	108	FNMA C I	5/25/2016	5/25/2021	11/25/2016	1.750%	1.750%	5,200,000	5,200,000.00	9,100.00	5,221,684.00	21,684.00
165964	3134G9DV6	108	FHLMC C I	5/26/2016	5/26/2021	8/26/2016	1.850%	1.850%	5,500,000	5,500,000.00	9,892.36	5,502,970.00	2,970.00
166104	3134G9PM3	108	FHLMC C I	5/26/2016	5/26/2021	8/26/2016	1.830%	1.830%	10,600,000	10,600,000.00	18,859.17	10,605,618.00	5,618.00
108 Total									1,031,431,062	1,029,285,757.86	1,600,300.16	1,031,020,182.34	487,198.86
151198	WACHOVIA8	109	WACHOVIA INT BEARING	3/1/2012	7/1/2016		0.020%	0.020%	0	0.00	0.05	0.00	0.00
163423	313588YV1	109	FNMA D N	7/16/2015	7/1/2016		0.270%	0.271%	976,000	973,430.68	2,569.32	976,000.00	0.00
163694	313588YV1	109	FNMA D N	8/18/2015	7/1/2016		0.380%	0.381%	5,000,000	4,983,216.67	16,783.33	5,000,000.00	0.00
163836	313384YV5	109	FHLB D N	9/2/2015	7/1/2016		0.400%	0.401%	2,630,000	2,621,145.67	8,854.33	2,630,000.00	0.00
164247	313588YV1	109	FNMA D N	10/9/2015	7/1/2016		0.250%	0.250%	5,000,000	4,990,763.89	9,236.11	5,000,000.00	0.00
164398	313588YV1	109	FNMA D N	10/26/2015	7/1/2016		0.240%	0.240%	16,995,000	16,966,788.30	28,211.70	16,995,000.00	0.00
164460	313588YV1	109	FNMA D N	10/30/2015	7/1/2016		0.240%	0.240%	21,200,000	21,165,373.33	34,626.67	21,200,000.00	0.00
164498	313588YV1	109	FNMA D N	11/5/2015	7/1/2016		0.255%	0.255%	10,000,000	9,983,070.83	16,929.17	10,000,000.00	0.00
165269	313384YV5	109	FHLB D N	2/8/2016	7/1/2016		0.350%	0.350%	10,014,000	9,999,980.40	14,019.60	10,014,000.00	0.00
165774	825252885	109	AIM MMKT FUND 9922	4/5/2016	7/1/2016		0.256%	0.256%	0	0.00	0.01	0.00	0.00
165749	31607A703	109	FIDELITY GOV MMKT FU	3/30/2016	7/1/2016		0.294%	0.294%	65,842,600	65,842,599.88	0.00	65,842,599.88	0.00
165016	3135G0XP3	109	FNMA - BULLET	5/21/2013	7/5/2016		0.375%	0.460%	2,900,000	2,898,789.18	5,316.67	2,900,000.00	1,210.82
163450	313384ZA0	109	FHLB D N	7/17/2015	7/6/2016		0.340%	0.341%	690,000	687,686.58	2,280.84	689,979.88	12.46
165495	313588ZA6	109	FNMA D N	3/3/2016	7/6/2016		0.340%	0.340%	5,005,000	4,999,091.32	5,672.33	5,004,854.02	90.37
163395	313396ZB2	109	FHLMC D N	7/14/2015	7/7/2016		0.290%	0.291%	607,000	605,244.59	1,726.07	606,978.76	8.10
163394	313396ZC0	109	FHLMC D N	7/14/2015	7/8/2016		0.290%	0.291%	1,000,000	997,100.00	2,843.61	999,959.17	15.56
159858	3133EDQ96	109	FFCB - BULLET	7/11/2014	7/11/2016		0.500%	0.500%	2,000,000	2,000,000.00	4,722.22	2,000,160.00	160.00
163393	313396ZG1	109	FHLMC D N	7/14/2015	7/12/2016		0.290%	0.291%	1,000,000	997,067.78	2,843.61	999,935.83	24.44
163453	313396ZH9	109	FHLMC D N	7/20/2015	7/13/2016		0.300%	0.301%	1,000,000	997,008.33	2,891.67	999,930.00	30.00
163473	313396ZJ5	109	FHLMC D N	7/21/2015	7/14/2016		0.330%	0.331%	1,000,000	996,709.17	3,171.66	999,924.17	43.34
163472	313396ZK2	109	FHLMC D N	7/21/2015	7/15/2016		0.330%	0.331%	1,000,000	996,700.00	3,171.67	999,918.33	46.66
163576	313312ZK9	109	FFCB D N	8/4/2015	7/15/2016		0.380%	0.381%	730,000	727,333.88	2,558.24	729,940.38	48.26
163457	313384ZN2	109	FHLB D N	7/20/2015	7/18/2016		0.360%	0.361%	793,000	790,113.48	2,751.71	792,921.36	56.17
163511	313384ZN2	109	FHLB D N	7/24/2015	7/18/2016		0.360%	0.361%	785,000	782,174.00	2,692.55	784,922.15	55.60
163527	313384ZN2	109	FHLB D N	7/28/2015	7/18/2016		0.370%	0.371%	1,795,000	1,788,432.29	6,254.08	1,794,822.00	135.63
163570	313384ZN2	109	FHLB D N	7/31/2015	7/18/2016		0.370%	0.371%	865,000	861,861.73	2,987.14	864,914.22	65.35
163478	313384ZP7	109	FHLB D N	7/22/2015	7/19/2016		0.350%	0.351%	1,000,000	996,470.83	3,354.17	999,895.00	70.00

MIAMI-DADE COUNTY
REPORT WRITER
AS OF DATE: June 30, 2016
SORTING ORDER: FUND ICC#

INVTMNT NUMBER	CUSIP NUMBER	FUND NUMBER	DESCRIPTION	PURCHASE SET DATE	MATURITY DATE	CALL DATE	INTEREST RATE	YTM TRADING	SCHEDULED PAR VALUE	CURRENT BOOK VALUE	PERIOD END INTEREST ACRL	MARKET VALUE	UNREALIZED GAIN/LOSS
163479	313384ZQ5	109	FHLB D N	7/22/2015	7/20/2016		0.350%	0.351%	1,000,000	996,461.11	3,354.17	999,889.17	73.89
165653	64105RGL8	109	CP - NESTLE FINANCIA	3/22/2016	7/20/2016		0.580%	0.581%	4,712,000	4,702,890.13	7,667.47	4,710,980.38	422.78
163480	313384ZR3	109	FHLB D N	7/22/2015	7/21/2016		0.350%	0.351%	1,000,000	996,451.39	3,354.17	999,883.33	77.77
163568	313384ZS1	109	FHLB D N	7/31/2015	7/22/2016		0.350%	0.351%	2,000,000	1,993,058.33	6,533.34	1,999,755.00	163.33
163567	313384ZV4	109	FHLB D N	7/31/2015	7/25/2016		0.350%	0.351%	2,100,000	2,092,650.00	6,860.00	2,099,706.00	196.00
163625	313312ZV5	109	FFCB D N	8/10/2015	7/25/2016		0.410%	0.412%	781,000	777,886.85	2,899.68	780,890.66	104.13
163065	3130A5LV9	109	FHLB - BULLET	6/9/2015	7/26/2016		0.400%	0.400%	3,000,000	3,000,000.00	5,166.67	3,000,270.00	270.00
163569	313384ZX0	109	FHLB D N	7/31/2015	7/27/2016		0.350%	0.351%	1,500,000	1,494,720.83	4,900.00	1,499,772.50	151.67
163668	313588ZY4	109	FNMA D N	8/14/2015	7/28/2016		0.390%	0.391%	2,000,000	1,992,438.33	6,976.67	1,999,685.00	270.00
163553	313384ZZ5	109	FHLB D N	7/30/2015	7/29/2016		0.360%	0.361%	2,000,000	1,992,700.00	6,740.00	1,999,673.33	233.33
163655	313588A47	109	FNMA D N	8/13/2015	8/1/2016		0.400%	0.402%	2,147,000	2,138,555.13	7,705.35	2,146,611.75	351.27
163667	313588A54	109	FNMA D N	8/14/2015	8/2/2016		0.410%	0.412%	2,000,000	1,991,936.67	7,334.44	1,999,626.67	355.56
163671	313396A60	109	FHLMC D N	8/14/2015	8/3/2016		0.400%	0.402%	1,500,000	1,494,083.33	5,366.67	1,499,711.25	261.25
163809	313312A67	109	FFCB D N	8/28/2015	8/3/2016		0.420%	0.422%	2,000,000	1,992,043.34	7,186.66	1,999,615.00	385.00
163670	313588A70	109	FNMA D N	8/14/2015	8/4/2016		0.410%	0.412%	1,615,000	1,608,452.07	5,922.57	1,614,679.69	305.05
163682	313396A86	109	FHLMC D N	8/17/2015	8/5/2016		0.400%	0.402%	2,500,000	2,490,166.67	8,861.11	2,499,489.58	461.80
163683	313588B38	109	FNMA D N	8/17/2015	8/8/2016		0.400%	0.402%	2,000,000	1,992,066.67	7,088.89	1,999,556.67	401.11
163681	313396B44	109	FHLMC D N	8/17/2015	8/9/2016		0.400%	0.402%	2,415,000	2,405,393.67	8,559.83	2,414,450.59	497.09
163669	313396B51	109	FHLMC D N	8/14/2015	8/10/2016		0.400%	0.402%	2,000,000	1,991,955.56	7,155.55	1,999,533.33	422.22
160180	3133EDSH6	109	FFCB - BULLET	8/13/2014	8/11/2016		0.500%	0.500%	2,000,000	2,000,000.00	3,888.89	2,000,480.00	480.00
160239	3130A2UX2	109	FHLB - BULLET	8/18/2014	8/15/2016		0.500%	0.501%	1,500,000	1,499,992.54	2,833.33	1,500,450.00	457.46
163746	313312C24	109	FFCB D N	8/21/2015	8/15/2016		0.440%	0.442%	3,184,000	3,169,990.40	12,258.40	3,183,164.20	915.40
165897	313384C23	109	FHLB D N	4/25/2016	8/15/2016		0.360%	0.360%	12,000,000	11,986,560.00	8,040.00	11,986,850.00	2,250.00
163787	313588C37	109	FNMA D N	8/27/2015	8/16/2016		0.380%	0.381%	2,000,000	1,992,505.56	6,523.33	1,999,463.33	434.44
162125	3133EEQG8	109	FFCB - BULLET	2/17/2015	8/17/2016		0.550%	0.550%	2,000,000	2,000,000.00	4,094.44	2,000,420.00	420.00
163810	313588C52	109	FNMA D N	8/28/2015	8/18/2016		0.380%	0.381%	2,000,000	1,992,484.44	6,502.23	1,999,440.00	453.33
163788	313588C60	109	FNMA D N	8/27/2015	8/19/2016		0.380%	0.381%	2,000,000	1,992,442.22	6,523.34	1,999,428.33	462.77
164034	313396C92	109	FHLMC D N	9/22/2015	8/22/2016		0.305%	0.306%	2,000,000	1,994,323.61	4,795.28	1,999,393.33	274.44
164036	313396D26	109	FHLMC D N	9/22/2015	8/23/2016		0.305%	0.306%	2,000,000	1,994,306.67	4,795.27	1,999,381.67	279.73
164037	313396D34	109	FHLMC D N	9/22/2015	8/24/2016		0.305%	0.306%	2,000,000	1,994,289.72	4,795.28	1,999,370.00	285.00
164035	313396D42	109	FHLMC D N	9/22/2015	8/25/2016		0.305%	0.306%	2,000,000	1,994,272.78	4,795.28	1,999,358.33	290.27
160286	3133EDTK8	109	FFCB - BULLET	8/26/2014	8/26/2016		0.500%	0.500%	2,000,000	2,000,000.00	3,472.22	2,000,200.00	200.00
163859	313396D83	109	FHLMC D N	9/3/2015	8/29/2016		0.370%	0.371%	1,000,000	996,289.72	3,103.89	999,655.83	262.22
163882	313396D83	109	FHLMC D N	9/4/2015	8/29/2016		0.360%	0.361%	1,000,000	996,400.00	3,010.00	999,655.83	245.83
163881	313396D91	109	FHLMC D N	9/4/2015	8/30/2016		0.360%	0.361%	2,000,000	1,992,780.00	6,020.00	1,999,133.33	333.33
163883	313396E25	109	FHLMC D N	9/4/2015	8/31/2016		0.360%	0.361%	1,000,000	996,380.00	3,010.00	999,559.44	169.44
164038	313588E35	109	FNMA D N	9/22/2015	9/1/2016		0.300%	0.301%	1,714,000	1,709,072.25	4,042.18	1,713,232.51	118.08
164044	313312E48	109	FFCB D N	9/23/2015	9/2/2016		0.370%	0.371%	3,000,000	2,989,362.50	8,695.00	2,998,635.00	577.50
162097	3133EEND8	109	FFCB - BULLET	2/12/2015	9/6/2016		0.420%	0.580%	3,000,000	2,997,608.21	4,025.00	3,000,000.00	2,391.79
163953	313396E82	109	FHLMC D N	9/14/2015	9/6/2016		0.410%	0.412%	1,346,000	1,340,512.06	4,460.87	1,345,348.69	375.76
164546	313312E97	109	FFCB D N	11/12/2015	9/7/2016		0.400%	0.401%	185,000	184,383.33	476.89	184,909.14	48.92
164547	313312E97	109	FFCB D N	11/12/2015	9/7/2016		0.550%	0.553%	110,000	109,495.83	389.89	109,945.98	60.26
162995	3133EET59	109	FFCB - BULLET	6/8/2015	9/8/2016		0.450%	0.450%	2,000,000	2,000,000.00	2,825.00	1,999,980.00	(20.00)
164572	313588F34	109	FNMA D N	11/13/2015	9/9/2016		0.375%	0.376%	1,000,000	996,864.58	2,406.25	999,494.44	223.61
164423	313588F67	109	FNMA D N	10/27/2015	9/12/2016		0.290%	0.291%	995,000	992,427.10	1,987.79	994,475.41	60.52
164571	313396F73	109	FHLMC D N	11/13/2015	9/13/2016		0.300%	0.301%	1,000,000	997,458.33	1,925.00	999,465.56	82.23
164570	313396F81	109	FHLMC D N	11/13/2015	9/14/2016		0.300%	0.301%	1,000,000	997,450.00	1,925.00	999,458.33	83.33
164045	313312F96	109	FFCB D N	9/23/2015	9/15/2016		0.420%	0.422%	3,000,000	2,987,470.00	9,870.00	2,998,353.33	1,013.33
164708	313396G23	109	FHLMC D N	11/30/2015	9/16/2016		0.425%	0.426%	2,000,000	1,993,129.17	5,052.78	1,998,887.78	705.83
164046	313396G56	109	FHLMC D N	9/23/2015	9/19/2016		0.335%	0.336%	2,000,000	1,993,262.78	5,248.33	1,998,844.44	333.33
164522	313588G66	109	FNMA D N	11/6/2015	9/20/2016		0.310%	0.311%	755,000	752,926.06	1,547.33	754,558.33	84.94
164534	313588G74	109	FNMA D N	11/9/2015	9/21/2016		0.390%	0.391%	1,000,000	996,565.83	2,545.84	999,407.78	296.11
164043	313396G80	109	FHLMC D N	9/23/2015	9/22/2016		0.335%	0.336%	3,000,000	2,989,810.42	7,872.50	2,998,201.67	518.75
160590	3133EDVZ2	109	FFCB - BULLET	9/23/2014	9/23/2016		0.650%	0.650%	2,000,000	2,000,000.00	3,538.89	2,001,180.00	1,180.00

MIAMI-DADE COUNTY
REPORT WRITER
AS OF DATE: June 30, 2016
SORTING ORDER: FUND ICC#

INVTMNT NUMBER	CUSIP NUMBER	FUND NUMBER	DESCRIPTION	PURCHASE SET DATE	MATURITY DATE	CALL DATE	INTEREST RATE	YTM TRADING	SCHEDULED PAR VALUE	CURRENT BOOK VALUE	PERIOD END INTEREST ACRL	MARKET VALUE	UNREALIZED GAIN/LOSS
164569	313396H48	109	FHLMC D N	11/13/2015	9/26/2016		0.310%	0.311%	1,000,000	997,261.67	1,989.16	999,371.67	120.84
164567	313588H57	109	FNMA D N	11/13/2015	9/27/2016		0.390%	0.391%	3,000,000	2,989,632.50	7,507.50	2,998,093.33	953.33
160214	3130A2T97	109	FHLB - BULLET	8/15/2014	9/28/2016		0.500%	0.540%	2,000,000	1,999,598.58	2,583.32	2,000,780.00	1,181.42
164568	313396H71	109	FHLMC D N	11/13/2015	9/29/2016		0.310%	0.311%	1,000,000	997,235.83	1,989.17	999,250.00	25.00
164545	313588H81	109	FNMA D N	11/12/2015	9/30/2016		0.395%	0.396%	1,000,000	996,455.97	2,545.56	999,241.67	240.14
164210	313312J35	109	FFCB D N	10/6/2015	10/3/2016		0.360%	0.361%	13,659,000	13,609,417.83	36,742.71	13,648,300.45	2,139.91
164337	313588J30	109	FNMA D N	10/19/2015	10/3/2016		0.320%	0.321%	15,915,000	15,865,486.67	36,215.46	15,902,533.25	831.12
164351	313588J30	109	FNMA D N	10/21/2015	10/3/2016		0.340%	0.341%	10,076,000	10,042,883.55	24,171.20	10,068,107.13	1,052.38
164399	313588J30	109	FNMA D N	10/26/2015	10/3/2016		0.320%	0.321%	10,000,000	9,969,511.11	22,133.33	9,992,166.67	522.23
164499	313588J30	109	FNMA D N	11/5/2015	10/3/2016		0.330%	0.331%	10,000,000	9,969,475.00	21,908.33	9,992,166.67	783.34
164566	313588J30	109	FNMA D N	11/13/2015	10/3/2016		0.395%	0.396%	3,905,000	3,891,074.88	9,897.55	3,901,941.08	968.65
165282	313588J30	109	FNMA D N	2/9/2016	10/3/2016		0.470%	0.471%	6,520,000	6,499,826.03	12,172.48	6,514,892.67	2,894.16
165300	313588J30	109	FNMA D N	2/11/2016	10/3/2016		0.400%	0.401%	3,190,000	3,181,670.56	4,997.66	3,187,501.17	832.95
165333	313396J38	109	FHLMC D N	2/17/2016	10/3/2016		0.460%	0.461%	8,557,000	8,531,961.27	14,760.82	8,550,297.02	3,574.93
165334	313396J38	109	FHLMC D N	2/17/2016	10/3/2016		0.460%	0.461%	5,000,000	4,985,369.44	8,625.00	4,996,083.33	2,088.89
165494	313588J30	109	FNMA D N	3/3/2016	10/3/2016		0.460%	0.461%	13,477,000	13,440,147.89	20,664.73	13,466,443.02	5,630.40
165712	313396J38	109	FHLMC D N	3/29/2016	10/3/2016		0.420%	0.421%	15,000,000	14,967,100.00	16,450.00	14,988,250.00	4,700.00
165984	89233GK39	109	CP - TOYOTA MOTOR	5/5/2016	10/3/2016		0.700%	0.702%	5,000,000	4,985,319.44	5,541.67	4,992,819.44	1,958.33
164702	313588J48	109	FNMA D N	11/30/2015	10/4/2016		0.425%	0.427%	2,000,000	1,992,704.17	5,052.78	1,998,416.67	659.72
164703	313588J55	109	FNMA D N	11/30/2015	10/5/2016		0.425%	0.427%	2,000,000	1,992,680.56	5,052.77	1,998,400.00	666.67
164704	313396J61	109	FHLMC D N	11/30/2015	10/6/2016		0.450%	0.452%	2,000,000	1,992,225.00	5,350.00	1,998,383.33	808.33
165895	313588J63	109	FNMA D N	4/25/2016	10/6/2016		0.350%	0.351%	15,000,000	14,976,083.33	9,770.83	14,987,875.00	2,020.84
165896	912796JN0	109	TREASURY BILLS	4/25/2016	10/6/2016		0.320%	0.321%	14,500,000	14,478,841.75	8,643.92	14,489,995.00	2,509.33
164705	313396J79	109	FHLMC D N	11/30/2015	10/7/2016		0.450%	0.452%	2,000,000	1,992,200.00	5,350.00	1,998,366.67	816.67
164695	313588K38	109	FNMA D N	11/30/2015	10/11/2016		0.510%	0.512%	2,000,000	1,991,046.67	6,063.33	1,998,300.00	1,190.00
164696	313396K44	109	FHLMC D N	11/30/2015	10/12/2016		0.450%	0.452%	2,000,000	1,992,075.00	5,350.00	1,998,283.33	858.33
164501	313312K58	109	FFCB D N	11/5/2015	10/13/2016		0.490%	0.492%	2,000,000	1,990,662.78	6,506.11	1,998,266.67	1,097.78
162243	3133EEMF7	109	FFCB - BULLET	3/2/2016	10/14/2016		0.580%	0.595%	1,600,000	1,599,881.94	1,984.89	1,600,704.00	822.06
166061	313384K65	109	FHLB D N	5/16/2016	10/14/2016		0.390%	0.391%	9,000,000	8,985,277.50	4,485.00	8,992,125.00	2,362.50
163048	3130A3CW2	109	FHLB - BULLET	6/5/2015	10/17/2016		0.500%	0.530%	2,000,000	1,999,701.52	2,055.56	2,000,680.00	978.48
163049	3130A3CW2	109	FHLB - BULLET	6/5/2015	10/17/2016		0.500%	0.530%	700,000	699,895.53	719.44	700,238.00	342.47
163066	3130A3CW2	109	FHLB - BULLET	6/9/2015	10/17/2016		0.500%	0.510%	2,000,000	1,999,897.26	2,055.56	2,000,680.00	782.74
164957	313588L29	109	FNMA D N	12/28/2015	10/18/2016		0.640%	0.643%	4,447,000	4,423,677.96	14,704.74	4,442,960.64	4,577.94
162847	3133EEM64	109	FFCB - BULLET	5/19/2015	10/19/2016		0.480%	0.480%	2,000,000	2,000,000.00	1,920.00	2,000,260.00	260.00
164533	313588L37	109	FNMA D N	11/9/2015	10/19/2016		0.405%	0.407%	1,300,000	1,294,954.38	3,436.87	1,298,808.33	417.08
165854	3130A6K97	109	FHLB STEP UP	4/19/2016	10/19/2016	7/19/2016	0.875%	0.875%	3,000,000	3,000,000.00	5,250.00	3,000,540.00	540.00
164535	313588L45	109	FNMA D N	11/9/2015	10/20/2016		0.405%	0.407%	1,000,000	996,107.50	2,643.75	999,075.00	323.75
164621	313588L52	109	FNMA D N	11/19/2015	10/21/2016		0.400%	0.402%	853,000	849,805.99	2,132.50	852,203.87	265.38
164731	313396L84	109	FHLMC D N	12/2/2015	10/24/2016		0.505%	0.507%	2,000,000	1,990,825.83	5,947.78	1,998,083.33	1,309.72
164732	313396L92	109	FHLMC D N	12/2/2015	10/25/2016		0.505%	0.507%	2,000,000	1,990,797.78	5,947.78	1,998,066.67	1,321.11
164733	313396M26	109	FHLMC D N	12/2/2015	10/26/2016		0.505%	0.507%	2,000,000	1,990,769.72	5,947.78	1,998,050.00	1,332.50
164734	313396M34	109	FHLMC D N	12/2/2015	10/27/2016		0.505%	0.507%	3,000,000	2,986,112.50	8,921.67	2,997,050.00	2,015.83
164397	3136G2QN0	109	FNMA STEP UP	10/28/2015	10/28/2016		1.125%	1.125%	3,000,000	3,000,000.00	5,906.25	3,002,850.00	2,850.00
164314	3134G7W23	109	FHLMC STEP UP	10/29/2015	10/29/2016	7/29/2016	0.750%	0.750%	2,000,000	2,000,000.00	2,583.33	2,000,180.00	180.00
164735	313396M75	109	FHLMC D N	12/2/2015	10/31/2016		0.505%	0.507%	2,288,000	2,277,280.08	6,804.26	2,285,518.79	1,434.45
157187	3134G3S50	109	FHLMC - BULLET	9/24/2013	11/1/2016		0.625%	0.850%	3,000,000	2,996,664.36	3,125.00	3,001,800.00	5,135.64
157502	3133ED6C1	109	FFCB - BULLET	11/1/2013	11/1/2016		0.650%	0.650%	2,000,000	2,000,000.00	2,166.67	2,001,280.00	1,280.00
157535	3133ED6C1	109	FFCB - BULLET	11/5/2013	11/1/2016		0.650%	0.658%	3,000,000	2,999,874.31	3,250.00	3,001,920.00	2,045.69
158836	3134G3S50	109	FHLMC - BULLET	3/25/2014	11/1/2016		0.625%	0.781%	2,000,000	1,998,458.34	2,083.33	2,001,200.00	2,741.66
164750	313588M93	109	FNMA D N	12/3/2015	11/2/2016		0.480%	0.482%	2,000,000	1,991,066.67	5,626.66	1,997,795.56	1,102.23
166129	313384M97	109	FHLB D N	5/24/2016	11/2/2016		0.540%	0.541%	5,000,000	4,987,850.00	2,850.00	4,994,488.89	3,788.89
164500	313312N22	109	FFCB D N	11/5/2015	11/3/2016		0.500%	0.503%	1,460,000	1,452,618.89	4,846.39	1,458,377.78	912.50
162758	3133EEG20	109	FFCB - BULLET	5/4/2015	11/4/2016		0.480%	0.530%	2,000,000	1,999,507.56	1,520.00	2,000,300.00	792.44
164751	313396N66	109	FHLMC D N	12/3/2015	11/7/2016		0.560%	0.563%	1,810,000	1,800,427.11	5,940.82	1,807,924.53	1,556.60

MIAMI-DADE COUNTY
REPORT WRITER
AS OF DATE: June 30, 2016
SORTING ORDER: FUND ICC#

INVTMNT NUMBER	CUSIP NUMBER	FUND NUMBER	DESCRIPTION	PURCHASE SET DATE	MATURITY DATE	CALL DATE	INTEREST RATE	YTM TRADING	SCHEDULED PAR VALUE	CURRENT BOOK VALUE	PERIOD END INTEREST ACRL	MARKET VALUE	UNREALIZED GAIN/LOSS
164770	313588N76	109	FNMA D N	12/4/2015	11/8/2016		0.500%	0.502%	1,910,000	1,900,980.56	5,570.83	1,907,792.89	1,241.50
164776	313396N82	109	FHLMC D N	12/7/2015	11/9/2016		0.620%	0.624%	1,151,000	1,144,299.90	4,103.32	1,149,659.72	1,256.50
164784	313588N92	109	FNMA D N	12/8/2015	11/10/2016		0.600%	0.603%	3,472,000	3,452,441.07	11,920.53	3,467,926.19	3,564.59
157183	313381B53	109	FHLB - BULLET	9/24/2013	11/14/2016		0.580%	0.853%	3,000,000	2,995,960.28	2,271.67	3,001,500.00	5,539.72
164786	313588P66	109	FNMA D N	12/8/2015	11/15/2016		0.610%	0.614%	1,000,000	994,188.06	3,490.55	998,782.22	1,103.61
164812	313396P72	109	FHLMC D N	12/11/2015	11/16/2016		0.670%	0.674%	850,000	844,605.57	3,211.35	848,957.33	1,140.41
164605	313312P87	109	FFCB D N	11/18/2015	11/17/2016		0.590%	0.594%	2,888,000	2,870,724.14	10,696.83	2,884,431.72	3,010.75
164832	313396P80	109	FHLMC D N	12/15/2015	11/17/2016		0.645%	0.649%	1,000,000	993,944.17	3,565.41	998,764.44	1,254.86
164853	313396P80	109	FHLMC D N	12/16/2015	11/17/2016		0.645%	0.649%	893,000	887,608.14	3,167.92	891,896.65	1,120.59
164831	313396P98	109	FHLMC D N	12/15/2015	11/18/2016		0.645%	0.649%	1,000,000	993,926.25	3,565.42	998,755.56	1,263.89
164958	313588P90	109	FNMA D N	12/28/2015	11/18/2016		0.660%	0.664%	4,024,000	3,999,949.89	13,721.84	4,018,992.36	5,320.63
164830	313396Q48	109	FHLMC D N	12/15/2015	11/21/2016		0.645%	0.649%	1,000,000	993,872.50	3,565.42	998,728.89	1,290.97
164897	313396Q48	109	FHLMC D N	12/18/2015	11/21/2016		0.645%	0.649%	1,000,000	993,926.25	3,511.67	998,728.89	1,290.97
164896	313396Q55	109	FHLMC D N	12/18/2015	11/22/2016		0.645%	0.649%	1,000,000	993,908.33	3,511.67	998,720.00	1,300.00
164785	313588Q65	109	FNMA D N	12/8/2015	11/23/2016		0.610%	0.614%	2,000,000	1,988,105.00	6,981.11	1,997,422.22	2,336.11
164895	313396Q63	109	FHLMC D N	12/18/2015	11/23/2016		0.645%	0.649%	1,000,000	993,890.42	3,511.66	998,711.11	1,309.03
166062	313384Q69	109	FHLB D N	5/16/2016	11/23/2016		0.400%	0.401%	4,100,000	4,091,298.89	2,095.56	4,094,715.56	1,321.11
166442	313588Q65	109	FNMA D N	6/29/2016	11/23/2016		0.310%	0.310%	7,100,000	7,091,012.61	122.28	7,090,848.89	(286.00)
162349	3134G5S89	109	FHLMC C I	3/16/2015	11/25/2016	8/25/2016	0.550%	0.699%	1,000,000	999,262.10	550.00	1,000,380.00	1,117.90
164894	313396Q89	109	FHLMC D N	12/18/2015	11/25/2016		0.645%	0.649%	1,000,000	993,854.58	3,511.67	998,693.33	1,327.08
164892	313396R39	109	FHLMC D N	12/18/2015	11/28/2016		0.645%	0.649%	1,000,000	993,800.83	3,511.67	998,500.00	1,187.50
164893	313396R39	109	FHLMC D N	12/18/2015	11/28/2016		0.645%	0.649%	779,000	774,170.85	2,735.59	777,831.50	925.06
164910	313588R49	109	FNMA D N	12/22/2015	11/29/2016		0.660%	0.664%	580,000	576,352.77	2,041.60	579,124.20	729.83
164728	912828G46	109	TREASURY NOTES	12/1/2015	11/30/2016		0.500%	0.673%	2,000,000	1,998,285.96	846.99	2,001,080.00	2,794.04
164902	313588R64	109	FNMA D N	12/21/2015	12/1/2016		0.680%	0.684%	905,000	899,085.32	3,299.23	903,615.35	1,230.80
164918	313588R72	109	FNMA D N	12/23/2015	12/2/2016		0.680%	0.684%	1,000,000	993,483.33	3,607.78	998,460.00	1,368.89
164916	313588S22	109	FNMA D N	12/23/2015	12/5/2016		0.680%	0.684%	1,000,000	993,426.67	3,607.78	998,430.00	1,395.55
164915	313588S30	109	FNMA D N	12/23/2015	12/6/2016		0.680%	0.685%	1,000,000	993,407.78	3,607.78	998,420.00	1,404.44
165718	313312S35	109	FFCB D N	3/29/2016	12/6/2016		0.560%	0.562%	2,247,000	2,238,191.76	3,285.61	2,243,449.74	1,972.37
164917	313588S48	109	FNMA D N	12/23/2015	12/7/2016		0.680%	0.685%	824,000	818,552.44	2,972.81	822,689.84	1,164.59
164970	313396S53	109	FHLMC D N	12/30/2015	12/8/2016		0.640%	0.644%	1,103,000	1,096,254.54	3,608.04	1,101,235.20	1,372.62
165002	313396S61	109	FHLMC D N	1/4/2016	12/9/2016		0.630%	0.634%	1,212,000	1,204,788.60	3,796.59	1,210,048.68	1,463.49
164819	313384S91	109	FHLB D N	12/14/2015	12/12/2016		0.760%	0.766%	1,648,000	1,635,336.04	6,958.22	1,645,297.28	3,003.02
164820	313384S91	109	FHLB D N	12/14/2015	12/12/2016		0.760%	0.766%	1,000,000	992,315.56	4,222.22	998,360.00	1,822.22
164821	313384T25	109	FHLB D N	12/14/2015	12/13/2016		0.760%	0.766%	1,000,000	992,294.44	4,222.22	998,350.00	1,833.34
164874	313384T25	109	FHLB D N	12/17/2015	12/13/2016		0.720%	0.725%	750,000	744,570.00	2,955.00	748,762.50	1,237.50
165730	313396T29	109	FHLMC D N	3/30/2016	12/13/2016		0.450%	0.451%	2,000,000	1,993,550.00	2,325.00	1,996,700.00	825.00
165105	313396T37	109	FHLMC D N	1/19/2016	12/14/2016		0.585%	0.588%	1,558,000	1,549,645.23	4,152.07	1,555,413.72	1,616.42
162934	3130A5GM5	109	FHLB - BULLET	5/27/2015	12/15/2016		0.550%	0.570%	2,000,000	1,999,801.34	488.89	2,000,400.00	598.66
165154	313396T52	109	FHLMC D N	1/26/2016	12/16/2016		0.580%	0.583%	1,000,000	994,763.89	2,529.44	998,320.00	1,026.67
165374	313588T88	109	FNMA D N	2/18/2016	12/19/2016		0.495%	0.497%	2,010,000	2,001,570.56	3,703.43	2,006,562.90	1,288.91
165378	313588T96	109	FNMA D N	2/18/2016	12/20/2016		0.495%	0.497%	2,907,000	2,894,768.80	5,356.15	2,901,999.96	1,875.01
165700	313312U24	109	FFCB D N	3/28/2016	12/21/2016		0.650%	0.653%	5,000,000	4,975,805.56	8,576.39	4,991,350.00	6,968.05
165705	313312U24	109	FFCB D N	3/28/2016	12/21/2016		0.650%	0.653%	2,599,000	2,586,423.73	4,458.01	2,594,503.73	3,621.99
165719	313384U80	109	FHLB D N	3/29/2016	12/27/2016		0.500%	0.502%	2,100,000	2,092,037.50	2,741.67	2,096,241.00	1,461.83
165731	313588U86	109	FNMA D N	3/30/2016	12/27/2016		0.440%	0.441%	1,000,000	996,675.56	1,136.67	998,210.00	397.77
157749	3130A0C65	109	FHLB - BULLET	11/22/2013	12/28/2016		0.625%	0.661%	2,000,000	1,999,649.50	104.17	2,001,560.00	1,910.50
157778	3130A0C65	109	FHLB - BULLET	11/26/2013	12/28/2016		0.625%	0.630%	1,600,000	1,599,958.69	83.34	1,601,248.00	1,289.31
165630	313397AC5	109	FHLMC D N	3/18/2016	1/3/2017		0.600%	0.603%	5,100,000	5,075,265.00	8,925.00	5,089,987.00	5,797.00
165698	313397AC5	109	FHLMC D N	3/28/2016	1/3/2017		0.500%	0.502%	6,000,000	5,976,583.33	7,916.67	5,988,220.00	3,720.00
165732	313397AC5	109	FHLMC D N	3/30/2016	1/3/2017		0.560%	0.562%	734,000	730,814.44	1,061.85	732,558.91	682.62
165478	313397AD3	109	FHLMC D N	3/1/2016	1/4/2017		0.570%	0.573%	3,185,000	3,169,417.39	6,152.36	3,178,713.16	3,143.41
165728	313385AE6	109	FHLB D N	3/30/2016	1/5/2017		0.500%	0.502%	3,000,000	2,988,291.67	3,875.00	2,994,046.67	1,880.00
165729	313385AF3	109	FHLB D N	3/30/2016	1/6/2017		0.500%	0.502%	1,500,000	1,494,125.00	1,937.50	1,497,007.50	945.00

MIAMI-DADE COUNTY
REPORT WRITER
AS OF DATE: June 30, 2016
SORTING ORDER: FUND ICC#

INVTMNT NUMBER	CUSIP NUMBER	FUND NUMBER	DESCRIPTION	PURCHASE SET DATE	MATURITY DATE	CALL DATE	INTEREST RATE	YTM TRADING	SCHEDULED PAR VALUE	CURRENT BOOK VALUE	PERIOD END INTEREST ACRL	MARKET VALUE	UNREALIZED GAIN/LOSS
165954	313589AF0	109	FNMA D N	5/2/2016	1/6/2017		0.420%	0.421%	1,100,000	1,096,804.50	770.00	1,097,805.50	231.00
165960	313589AF0	109	FNMA D N	5/3/2016	1/6/2017		0.420%	0.421%	1,400,000	1,395,949.33	963.67	1,397,207.00	294.00
165810	313397AJ0	109	FHLMC D N	4/13/2016	1/9/2017		0.440%	0.441%	1,498,000	1,493,038.29	1,446.40	1,494,964.05	479.36
165953	313589AL7	109	FNMA D N	5/2/2016	1/11/2017		0.420%	0.421%	1,400,000	1,395,851.33	980.00	1,397,133.11	301.78
166000	313589AL7	109	FNMA D N	5/6/2016	1/11/2017		0.410%	0.411%	2,000,000	1,994,305.56	1,275.55	1,995,904.44	323.33
159538	3133EDNC2	109	FFCB - BULLET	6/13/2014	1/13/2017		0.700%	0.724%	2,000,000	1,999,536.51	6,533.33	2,002,020.00	2,483.49
166075	3133EE3Y4	109	FFCB - BULLET	5/18/2016	1/13/2017		0.500%	0.521%	8,000,000	8,012,768.89	18,666.67	7,999,600.00	720.00
166220	313589AS2	109	FNMA D N	6/1/2016	1/17/2017		0.470%	0.471%	1,300,000	1,296,096.39	509.17	1,297,255.56	650.00
165855	3130A7T62	109	FHLB - BULLET	4/19/2016	1/18/2017		0.550%	0.550%	2,000,000	2,000,030.56	2,230.56	2,001,400.00	1,400.00
165952	313385AV8	109	FHLB D N	5/2/2016	1/20/2017		0.500%	0.502%	2,515,000	2,505,813.26	2,095.83	2,509,610.91	1,701.82
166219	313589AV5	109	FNMA D N	6/1/2016	1/20/2017		0.470%	0.471%	1,700,000	1,694,828.69	665.83	1,696,357.28	862.76
165959	313589AY9	109	FNMA D N	5/3/2016	1/23/2017		0.430%	0.431%	2,100,000	2,093,352.92	1,479.92	2,095,433.67	600.83
165898	3130A7UU7	109	FHLB - BULLET	4/25/2016	1/25/2017		0.540%	0.580%	3,500,000	3,498,950.00	3,465.00	3,502,275.00	3,325.00
165704	313385BB1	109	FHLB D N	3/28/2016	1/26/2017		0.600%	0.603%	3,007,000	2,991,764.52	4,761.09	3,000,366.22	3,840.61
162937	3137EADU0	109	FHLMC - BULLET	5/27/2015	1/27/2017		0.500%	0.594%	2,000,000	1,998,136.17	4,277.78	1,999,900.00	1,763.83
165962	3137EADU0	109	FHLMC - BULLET	5/3/2016	1/27/2017		0.500%	0.519%	1,000,000	1,001,193.33	2,138.89	999,950.00	90.00
165804	912828H78	109	TREASURY NOTES	4/7/2016	1/31/2017		0.500%	0.524%	4,747,000	4,750,441.65	9,911.31	4,748,566.51	2,493.66
165961	313385BJ4	109	FHLB D N	5/3/2016	2/2/2017		0.490%	0.492%	1,200,000	1,195,508.33	963.67	1,197,264.00	792.00
165702	313313BP2	109	FFCB D N	3/28/2016	2/7/2017		0.580%	0.583%	4,000,000	3,979,635.56	6,122.22	3,989,932.22	4,174.44
165716	313313BP2	109	FFCB D N	3/29/2016	2/7/2017		0.580%	0.583%	3,600,000	3,581,730.00	5,452.00	3,590,939.00	3,757.00
165717	313385BS4	109	FHLB D N	3/29/2016	2/10/2017		0.650%	0.654%	3,200,000	3,181,626.67	5,431.11	3,192,433.78	5,376.00
165965	313385BV7	109	FHLB D N	5/4/2016	2/13/2017		0.490%	0.492%	1,505,000	1,499,161.85	1,188.11	1,501,393.85	1,043.89
166001	313589BW2	109	FNMA D N	5/6/2016	2/14/2017		0.450%	0.452%	1,400,000	1,395,030.00	980.00	1,396,630.67	620.67
166131	912828B74	109	TREASURY NOTES	5/24/2016	2/15/2017		0.625%	0.636%	3,600,000	3,605,838.26	8,468.41	3,603,888.00	4,169.25
165999	313385BY1	109	FHLB D N	5/6/2016	2/16/2017		0.480%	0.482%	2,600,000	2,590,085.34	1,941.33	2,593,687.78	1,661.11
166011	313397BZ3	109	FHLMC D N	5/10/2016	2/17/2017		0.450%	0.452%	2,000,000	1,992,925.00	1,300.00	1,995,123.33	898.33
154922	3133ECG99	109	FFCB - BULLET	2/22/2013	2/22/2017		0.660%	0.679%	1,500,000	1,499,718.94	3,547.50	1,501,095.00	1,376.06
166052	313589CK7	109	FNMA D N	5/13/2016	2/27/2017		0.450%	0.452%	1,100,000	1,096,012.50	673.75	1,096,538.97	(147.28)
166050	313589CL5	109	FNMA D N	5/13/2016	2/28/2017		0.450%	0.452%	1,220,000	1,215,562.25	747.25	1,216,145.48	(164.02)
166051	313589CM3	109	FNMA D N	5/13/2016	3/1/2017		0.460%	0.462%	1,200,000	1,195,522.67	751.33	1,196,193.00	(81.00)
162287	3133EESK7	109	FFCB - BULLET	3/6/2015	3/3/2017		0.650%	0.740%	1,300,000	1,298,843.00	2,769.72	1,300,845.00	2,002.00
166217	313589CS0	109	FNMA D N	6/1/2016	3/6/2017		0.580%	0.583%	1,400,000	1,393,729.56	676.67	1,395,467.11	1,060.88
166089	313589CT8	109	FNMA D N	5/19/2016	3/7/2017		0.580%	0.583%	1,500,000	1,492,943.33	1,039.17	1,495,123.75	1,141.25
166216	313589CU5	109	FNMA D N	6/1/2016	3/8/2017		0.580%	0.583%	1,600,000	1,592,782.22	773.33	1,594,777.78	1,222.23
166088	313589CV3	109	FNMA D N	5/19/2016	3/9/2017		0.580%	0.583%	1,510,000	1,502,847.63	1,046.09	1,505,051.81	1,158.09
160032	3133782N0	109	FHLB - BULLET	7/25/2014	3/10/2017		0.875%	0.875%	2,000,000	2,000,000.00	5,395.83	2,005,720.00	5,720.00
159156	3135G0VM2	109	FNMA - BULLET	4/24/2014	3/14/2017		0.750%	0.850%	2,050,000	2,047,984.20	4,569.79	2,052,993.00	5,008.80
166133	313589DC4	109	FNMA D N	5/24/2016	3/16/2017		0.590%	0.593%	2,200,000	2,189,327.56	1,370.11	2,192,589.67	1,892.00
166132	313589DG5	109	FNMA D N	5/24/2016	3/20/2017		0.600%	0.603%	2,400,000	2,388,000.00	1,520.00	2,391,790.67	2,270.67
166215	313589DJ9	109	FNMA D N	6/1/2016	3/22/2017		0.590%	0.593%	2,150,000	2,139,640.58	1,057.08	2,142,589.67	1,892.01
166218	313589DL4	109	FNMA D N	6/1/2016	3/24/2017		0.590%	0.593%	3,900,000	3,881,080.67	1,917.50	3,886,456.17	3,458.00
162706	3133EEC73	109	FFCB - BULLET	4/27/2015	3/27/2017		0.550%	0.590%	2,000,000	1,999,199.20	2,872.22	1,999,700.00	500.80
155386	3133ECKC7	109	FFCB - BULLET	3/28/2013	3/28/2017		0.650%	0.658%	2,100,000	2,099,843.03	3,526.25	2,101,218.00	1,374.97
157185	3133ECKC7	109	FFCB - BULLET	9/24/2013	3/28/2017		0.650%	0.993%	1,500,000	1,494,966.23	2,518.75	1,500,870.00	5,903.77
160700	3130A2YK6	109	FHLB - BULLET	9/25/2014	3/29/2017		0.875%	0.876%	1,000,000	999,992.05	2,236.10	1,002,870.00	2,877.95
166130	313589DW0	109	FNMA D N	5/24/2016	4/3/2017		0.650%	0.654%	3,700,000	3,679,023.06	2,538.61	3,685,829.00	4,267.33
166269	313589DW0	109	FNMA D N	6/8/2016	4/3/2017		0.550%	0.553%	4,100,000	4,081,270.97	1,440.69	4,084,297.00	1,585.34
166425	313589DW0	109	FNMA D N	6/28/2016	4/3/2017		0.425%	0.426%	16,050,000	15,997,135.31	568.44	15,988,528.50	(9,175.25)
166185	313589DX8	109	FNMA D N	5/27/2016	4/4/2017		0.620%	0.623%	3,100,000	3,083,342.67	1,868.61	3,088,065.00	2,853.72
166305	313397DX6	109	FHLMC D N	6/13/2016	4/4/2017		0.530%	0.532%	4,600,000	4,580,021.94	1,219.00	4,582,290.00	1,049.06
160395	3133EDUE0	109	FFCB - BULLET	9/5/2014	4/5/2017		0.850%	0.860%	2,000,000	1,999,807.00	4,061.11	2,004,120.00	4,313.00
166184	313589DY6	109	FNMA D N	5/27/2016	4/5/2017		0.620%	0.623%	8,365,000	8,319,908.00	5,042.24	8,332,711.10	7,760.86
166268	313589DY6	109	FNMA D N	6/8/2016	4/5/2017		0.550%	0.553%	4,700,000	4,678,386.53	1,651.53	4,681,858.00	1,819.94
166380	313397DY4	109	FHLMC D N	6/22/2016	4/5/2017		0.515%	0.517%	2,000,000	1,991,788.61	257.50	1,992,280.00	233.89

MIAMI-DADE COUNTY
REPORT WRITER
AS OF DATE: June 30, 2016
SORTING ORDER: FUND ICC#

INVTMNT NUMBER	CUSIP NUMBER	FUND NUMBER	DESCRIPTION	PURCHASE SET DATE	MATURITY DATE	CALL DATE	INTEREST RATE	YTM TRADING	SCHEDULED PAR VALUE	CURRENT BOOK VALUE	PERIOD END INTEREST ACRL	MARKET VALUE	UNREALIZED GAIN/LOSS
166267	313589DZ3	109	FNMA D N	6/8/2016	4/6/2017		0.550%	0.553%	5,400,000	5,375,085.00	1,897.50	5,379,102.00	2,119.50
166304	313397DZ1	109	FHLMC D N	6/13/2016	4/6/2017		0.530%	0.532%	4,400,000	4,380,761.00	1,166.00	4,382,972.00	1,045.00
166450	313397ED9	109	FHLMC D N	6/30/2016	4/10/2017		0.430%	0.431%	1,600,000	1,594,572.44	19.11	1,593,712.00	(879.55)
166449	313397EE7	109	FHLMC D N	6/30/2016	4/11/2017		0.430%	0.431%	2,000,000	1,993,191.67	23.89	1,992,120.00	(1,095.56)
166451	313397EF4	109	FHLMC D N	6/30/2016	4/12/2017		0.430%	0.431%	1,550,000	1,544,705.03	18.51	1,543,862.00	(861.54)
159195	3135G0ZB2	109	FNMA - BULLET	4/29/2014	4/20/2017		0.750%	0.912%	2,200,000	2,196,544.85	3,254.17	2,204,444.00	7,899.15
159329	3135G0ZB2	109	FNMA - BULLET	5/14/2014	4/20/2017		0.750%	0.810%	2,000,000	1,998,818.36	2,958.33	2,004,040.00	5,221.64
162650	3133EEZR4	109	FFCB - BULLET	4/21/2015	4/21/2017		0.600%	0.600%	2,000,000	2,000,000.00	2,333.33	2,000,160.00	160.00
162676	3133EEZR4	109	FFCB - BULLET	4/23/2015	4/21/2017		0.600%	0.651%	2,000,000	1,999,001.37	2,333.33	2,000,160.00	1,158.63
162022	3133ECMM3	109	FFCB - BULLET	2/4/2015	4/25/2017		0.600%	0.680%	2,000,000	1,998,411.14	2,200.00	2,000,160.00	1,748.86
165864	3130A7TT2	109	FHLB C I	4/28/2016	4/28/2017	7/28/2016	0.650%	0.650%	2,500,000	2,500,000.00	2,843.75	2,498,975.00	(1,025.00)
165713	912828K66	109	TREASURY NOTES	3/28/2016	4/30/2017		0.500%	0.709%	3,500,000	3,492,747.72	2,948.37	3,499,825.00	7,077.28
159382	3133EDLV2	109	FFCB - BULLET	5/22/2014	5/22/2017		0.850%	0.850%	2,000,000	2,000,000.00	1,841.67	2,004,300.00	4,300.00
162877	3133EEN48	109	FFCB - BULLET	5/22/2015	5/22/2017		0.625%	0.625%	2,000,000	2,000,000.00	1,354.17	2,000,300.00	300.00
160043	3130A1NN4	109	FHLB - BULLET	7/29/2014	5/24/2017		0.875%	0.930%	1,000,000	999,459.30	899.31	1,002,710.00	3,250.70
163474	3130A5EP0	109	FHLB - BULLET	7/21/2015	5/30/2017		0.625%	0.715%	1,000,000	999,110.10	538.19	1,000,460.00	1,349.90
166251	31359MEL3	109	FNMA - BULLET	6/3/2016	6/1/2017		0.690%	1.394%	5,000,000	4,965,450.00	2,683.33	4,971,900.00	6,450.00
159491	3133EDMV1	109	FFCB - BULLET	6/5/2014	6/5/2017		0.800%	0.866%	1,800,000	1,798,840.25	1,040.00	1,803,042.00	4,201.75
159634	3133ECKV5	109	FFCB - BULLET	6/17/2014	6/5/2017		0.700%	1.000%	1,000,000	997,061.81	505.56	1,000,770.00	3,708.19
165996	3130A7Z99	109	FHLB C I	5/11/2016	6/5/2017	12/5/2016	0.700%	0.700%	3,610,000	3,610,000.00	3,509.72	3,612,851.90	2,851.90
152261	3133EATE8	109	FFCB - BULLET	6/22/2012	6/8/2017		0.900%	0.940%	4,000,000	3,998,441.15	2,300.00	4,010,480.00	12,038.85
159635	313379FW4	109	FHLB - BULLET	6/17/2014	6/9/2017		1.000%	1.001%	3,565,000	3,564,952.29	2,178.61	3,578,939.15	13,986.86
160499	3130A2Z33	109	FHLB - BULLET	9/9/2014	6/29/2017		1.000%	1.040%	1,000,000	999,608.98	55.56	1,004,310.00	4,701.02
159755	3133EDPQ9	109	FFCB - BULLET	7/3/2014	7/3/2017		0.900%	0.900%	800,000	800,000.00	3,560.00	802,184.00	2,184.00
160114	3133EDSE3	109	FFCB - BULLET	8/11/2014	7/11/2017		0.950%	0.950%	3,000,000	3,000,000.00	13,458.33	3,009,720.00	9,720.00
160296	3133EDSE3	109	FFCB - BULLET	8/21/2014	7/11/2017		0.950%	0.960%	3,000,000	2,999,549.74	13,458.33	3,009,720.00	10,170.26
159886	3133EDQM7	109	FFCB - BULLET	7/17/2014	7/17/2017		1.000%	1.000%	2,000,000	2,000,000.00	9,111.11	2,007,520.00	7,520.00
163680	3133EE4K3	109	FFCB - BULLET	7/29/2015	7/21/2017		0.720%	0.790%	2,000,000	1,997,930.79	6,400.00	2,001,660.00	3,729.21
160500	3134G3ZH6	109	FHLMC - BULLET	9/9/2014	7/25/2017		1.000%	1.070%	1,000,000	998,970.40	4,333.33	1,004,070.00	5,099.60
159716	3137EADJ5	109	FHLMC - BULLET	6/23/2014	7/28/2017		1.000%	1.010%	1,000,000	999,850.34	4,250.00	1,004,280.00	4,429.66
160056	3137EADJ5	109	FHLMC - BULLET	7/29/2014	7/28/2017		1.000%	1.000%	2,000,000	2,000,000.00	8,500.00	2,008,560.00	8,560.00
160222	3133EDSU7	109	FFCB - BULLET	8/15/2014	8/15/2017		1.000%	1.000%	2,000,000	2,000,000.00	7,555.56	2,007,860.00	7,860.00
158973	3135G0MZ3	109	FNMA - BULLET	4/8/2014	8/28/2017		0.875%	1.100%	2,000,000	1,993,410.95	5,979.17	2,005,520.00	12,109.05
159330	3135G0MZ3	109	FNMA - BULLET	5/14/2014	8/28/2017		0.875%	0.970%	2,000,000	1,997,201.86	5,979.17	2,005,520.00	8,318.14
157014	3133ECZ31	109	FFCB - BULLET	9/6/2013	9/6/2017		1.410%	1.436%	1,000,000	999,624.91	4,504.17	1,009,400.00	9,775.09
159482	313380EC7	109	FHLB - BULLET	5/30/2014	9/8/2017		0.750%	0.890%	1,480,000	1,476,944.20	3,484.17	1,481,776.00	4,831.80
162661	313380EC7	109	FHLB - BULLET	4/21/2015	9/8/2017		0.750%	0.750%	5,000,000	5,000,000.00	11,770.83	5,006,000.00	6,000.00
157186	3135G0PP2	109	FNMA - BULLET	9/24/2013	9/20/2017		1.000%	1.250%	3,000,000	2,989,055.04	8,416.67	3,014,130.00	25,074.96
160572	3133EDVU3	109	FFCB - BULLET	9/22/2014	9/22/2017		1.125%	1.133%	2,000,000	1,999,750.00	6,187.50	2,012,980.00	13,230.00
160480	3135G0ZL0	109	FNMA - BULLET	9/4/2014	9/27/2017		1.000%	1.130%	1,000,000	998,088.61	2,611.11	1,004,580.00	6,491.39
164120	3133EFFH5	109	FFCB C I	9/28/2015	9/28/2017	7/5/2016	0.810%	0.810%	3,000,000	3,000,000.00	6,277.50	3,000,030.00	30.00
159328	3137EADL0	109	FHLMC - BULLET	5/14/2014	9/29/2017		1.000%	1.000%	2,000,000	1,999,991.11	5,111.11	2,009,560.00	9,568.89
160176	3137EADL0	109	FHLMC - BULLET	8/12/2014	9/29/2017		1.000%	1.060%	2,000,000	1,998,227.63	5,111.11	2,009,560.00	11,332.37
165466	3130A6K63	109	FHLB C I	2/29/2016	9/29/2017	9/29/2016	0.750%	0.877%	1,000,000	998,103.81	1,916.67	1,000,210.00	2,106.19
165726	3134G8VQ9	109	FHLMC - BULLET	3/29/2016	10/4/2017		0.810%	0.826%	2,390,000	2,389,433.65	4,678.43	2,394,947.30	5,513.65
159303	3135G0PP0	109	FNMA - BULLET	5/12/2014	10/26/2017		0.875%	1.090%	5,000,000	4,984,256.97	7,899.31	5,017,400.00	33,143.03
164250	3130A6LZ8	109	FHLB - BULLET	10/9/2015	10/26/2017		0.625%	0.733%	1,000,000	998,413.12	1,128.47	1,000,360.00	1,946.88
164217	3134G7V24	109	FHLMC C I	10/27/2015	10/27/2017	7/5/2016	0.750%	0.750%	5,000,000	5,000,000.00	6,666.67	5,011,800.00	11,800.00
159483	3133EC2N3	109	FFCB - BULLET	5/30/2014	11/13/2017		0.780%	0.950%	1,500,000	1,496,244.70	1,560.00	1,503,795.00	7,550.30
157111	3133EAA32	109	FFCB - BULLET	9/13/2013	11/15/2017		0.900%	1.500%	1,000,000	991,301.76	1,150.00	1,004,360.00	13,058.24
160435	3130A2X76	109	FHLB - BULLET	9/2/2014	11/28/2017		1.150%	1.150%	2,000,000	2,000,000.00	2,108.33	2,012,000.00	12,000.00
159332	3137EADN6	109	FHLMC - BULLET	5/14/2014	1/12/2018		0.750%	1.160%	2,000,000	1,984,015.24	7,041.67	2,003,420.00	19,404.76
164606	3134G3N63	109	FHLMC - BULLET	11/18/2015	1/17/2018		1.000%	1.000%	2,000,000	2,000,000.00	4,111.11	2,012,320.00	12,320.00
159331	3137EADP1	109	FHLMC - BULLET	5/14/2014	3/7/2018		0.875%	1.220%	2,000,000	1,986,571.32	5,541.67	2,003,680.00	17,108.68

MIAMI-DADE COUNTY
REPORT WRITER
AS OF DATE: June 30, 2016
SORTING ORDER: FUND ICC#

INVTMNT NUMBER	CUSIP NUMBER	FUND NUMBER	DESCRIPTION	PURCHASE SET DATE	MATURITY DATE	CALL DATE	INTEREST RATE	YTM TRADING	SCHEDULED PAR VALUE	CURRENT BOOK VALUE	PERIOD END INTEREST ACRL	MARKET VALUE	UNREALIZED GAIN/LOSS
163427	3136G1GP8	109	FNMA - BULLET	7/16/2015	3/27/2018		1.000%	1.005%	3,000,000	2,999,689.15	7,833.33	3,013,320.00	13,630.85
162304	3130A4GJ5	109	FHLB - BULLET	3/10/2015	4/25/2018		1.125%	1.130%	750,000	749,923.40	1,546.88	756,112.50	6,189.10
159381	3133EDLX8	109	FFCB - BULLET	5/21/2014	5/21/2018		1.320%	1.320%	2,000,000	2,000,000.00	2,933.33	2,023,900.00	23,900.00
160479	3133EDTU6	109	FFCB - BULLET	9/4/2014	3/4/2019		1.700%	1.705%	1,000,000	999,846.75	5,525.00	1,022,820.00	22,973.25
166139	3136G3LR4	109	FNMA C I	5/25/2016	5/23/2019	11/23/2016	1.350%	1.367%	3,500,000	3,498,512.50	4,987.50	3,502,555.00	4,305.00
166331	46513CML7	109	JUBILEE ISSUE BONDS	6/15/2016	6/1/2019		1.920%	1.920%	28,000,000	28,000,000.00	23,566.03	28,000,000.00	0.00
166186	3136G3QK4	109	FNMA C I	5/27/2016	5/22/2020	11/22/2016	1.500%	1.526%	3,000,000	2,997,000.00	4,250.00	3,002,400.00	5,400.00
166138	3136G3QF5	109	FNMA C I	5/25/2016	8/25/2020	11/25/2016	1.550%	1.565%	5,000,000	4,997,000.00	7,750.00	5,004,400.00	7,400.00
166443	3136G3WY7	109	FNMA C I	6/30/2016	9/30/2020	12/30/2016	1.270%	1.270%	7,335,000	7,335,000.00	258.76	7,317,909.45	(17,090.55)
166160	3130A85K5	109	FHLB C I	5/26/2016	11/25/2020	11/25/2016	1.500%	1.558%	4,000,000	3,990,166.67	6,000.00	4,004,640.00	14,640.00
166444	3134G9E52	109	FHLMC C I	6/30/2016	12/30/2020	12/30/2016	1.330%	1.330%	7,000,000	7,000,000.00	258.61	6,998,670.00	(1,330.00)
165727	3134G8UQ0	109	FHLMC C I	3/30/2016	3/30/2021	9/30/2016	1.800%	1.800%	3,500,000	3,500,000.00	15,925.00	3,502,415.00	2,415.00
109 Total									948,869,600	946,653,421.70	1,551,010.73	948,481,722.36	768,554.55
151203	WACHOVIA8	300	WACHOVIA INT BEARING	3/1/2012	7/1/2016		0.020%	0.020%	1,766,492	1,766,492.15	17.74	1,766,492.15	0.00
165851	313384ZA0	300	FHLB D N	4/18/2016	7/6/2016		0.330%	0.330%	5,000,000	4,996,379.17	3,391.66	4,999,854.17	83.34
165320	313312ZG8	300	FFCB D N	2/12/2016	7/12/2016		0.400%	0.401%	3,000,000	2,994,966.67	4,666.66	2,999,807.50	174.17
165101	313588ZH1	300	FNMA D N	1/15/2016	7/13/2016		0.530%	0.531%	2,000,000	1,994,700.00	4,946.67	1,999,860.00	213.33
166366	89233GGK6	300	CP - TOYOTA MOTOR	6/20/2016	7/19/2016		0.320%	0.320%	2,000,000	1,999,484.44	195.56	1,999,590.00	(90.00)
165416	313588ZQ1	300	FNMA D N	2/23/2016	7/20/2016		0.400%	0.401%	6,009,000	5,999,118.53	8,612.90	6,008,334.00	602.57
166053	30229AGM5	300	CP - EXXON MOBIL	5/13/2016	7/21/2016		0.390%	0.390%	2,000,000	1,998,505.00	1,061.67	1,999,544.44	(22.23)
165394	313396ZX4	300	FHLMC D N	2/19/2016	7/27/2016		0.400%	0.401%	4,506,000	4,498,039.40	6,658.87	4,505,316.59	618.32
165539	313396A60	300	FHLMC D N	3/9/2016	8/3/2016		0.410%	0.411%	5,000,000	4,991,629.17	6,491.66	4,999,037.50	916.67
165475	313396A78	300	FHLMC D N	2/29/2016	8/4/2016		0.460%	0.461%	2,014,000	2,009,959.69	3,165.34	2,013,600.56	475.53
165490	313396A78	300	FHLMC D N	3/2/2016	8/4/2016		0.460%	0.461%	1,038,000	1,035,944.18	1,604.87	1,037,794.13	245.08
165474	313396B36	300	FHLMC D N	2/29/2016	8/8/2016		0.420%	0.421%	5,000,000	4,990,608.33	7,175.00	4,998,891.67	1,108.34
165512	313396B77	300	FHLMC D N	3/4/2016	8/12/2016		0.450%	0.451%	4,300,000	4,291,346.25	6,396.25	4,298,946.50	1,204.00
165530	313396C35	300	FHLMC D N	3/8/2016	8/16/2016		0.420%	0.421%	5,000,000	4,990,608.33	6,708.34	4,998,658.33	1,341.66
165540	313384D55	300	FHLB D N	3/9/2016	8/26/2016		0.490%	0.491%	1,354,000	1,350,866.99	2,100.96	1,353,557.69	589.74
165520	313396D59	300	FHLMC D N	3/7/2016	8/26/2016		0.480%	0.481%	1,500,000	1,496,560.00	2,320.00	1,499,510.00	630.00
165542	313384E21	300	FHLB D N	3/9/2016	8/31/2016		0.500%	0.501%	2,000,000	1,995,138.89	3,166.67	1,999,118.89	813.33
165734	313396E90	300	FHLMC D N	3/30/2016	9/7/2016		0.390%	0.391%	3,000,000	2,994,767.50	3,022.50	2,998,526.67	736.67
165519	313396F65	300	FHLMC D N	3/7/2016	9/12/2016		0.480%	0.481%	5,000,000	4,987,400.00	7,733.33	4,997,363.89	2,230.56
165787	313588H65	300	FNMA D N	4/7/2016	9/28/2016		0.320%	0.320%	3,000,000	2,995,360.00	2,266.67	2,998,071.67	445.00
165811	313588J55	300	FNMA D N	4/13/2016	10/5/2016		0.350%	0.351%	5,000,000	4,991,493.06	3,840.28	4,996,000.00	666.66
166454	313384K65	300	FHLB D N	6/30/2016	10/14/2016		0.400%	0.400%	3,000,000	2,996,466.67	33.33	2,997,375.00	875.00
166022	313396M26	300	FHLMC D N	5/10/2016	10/26/2016		0.350%	0.351%	3,000,000	2,995,070.83	1,516.67	2,997,075.00	487.50
166255	313396M26	300	FHLMC D N	6/6/2016	10/26/2016		0.410%	0.411%	3,500,000	3,494,339.72	996.53	3,496,587.50	1,251.25
166076	313588M93	300	FNMA D N	5/18/2016	11/2/2016		0.415%	0.416%	4,000,000	3,992,253.33	2,028.89	3,995,591.11	1,308.89
166115	313312N71	300	FFCB D N	5/23/2016	11/8/2016		0.500%	0.501%	2,050,000	2,045,188.19	1,110.42	2,047,631.11	1,332.50
166091	313588Q57	300	FNMA D N	5/19/2016	11/22/2016		0.480%	0.481%	2,004,000	1,999,003.36	1,148.96	2,001,434.88	1,282.56
166157	313384Q69	300	FHLB D N	5/25/2016	11/23/2016		0.575%	0.577%	2,011,000	2,005,154.13	1,188.45	2,008,408.04	2,065.46
165541	313312R44	300	FFCB D N	3/9/2016	11/29/2016		0.590%	0.593%	2,000,000	1,991,313.89	3,736.67	1,996,980.00	1,929.44
166332	313384R50	300	FHLB D N	6/15/2016	11/30/2016		0.460%	0.461%	3,000,000	2,993,559.99	613.33	2,995,440.00	1,266.68
166253	313396R70	300	FHLMC D N	6/6/2016	12/2/2016		0.475%	0.476%	2,000,000	1,995,276.39	659.72	1,996,920.00	983.89
166270	313384S42	300	FHLB D N	6/8/2016	12/7/2016		0.500%	0.501%	2,000,000	1,994,944.44	638.89	1,996,820.00	1,236.67
166452	313396T37	300	FHLMC D N	6/30/2016	12/14/2016		0.345%	0.346%	5,024,000	5,015,959.51	48.15	5,015,660.16	(347.50)
164431	3134G72J9	300	FHLMC STEP UP	10/29/2015	10/29/2017	7/29/2016	1.000%	1.000%	1,500,000	1,500,000.00	2,583.33	1,500,390.00	390.00
164432	3136G2QT7	300	FNMA STEP UP	10/29/2015	10/29/2018	7/29/2016	1.500%	1.500%	1,500,000	1,500,000.00	3,875.00	1,500,555.00	555.00
300 Total									106,076,492	105,887,898.20	105,721.94	106,014,744.15	27,600.08
165422	313588ZX6	303	FNMA D N	2/24/2016	7/27/2016		0.390%	0.391%	2,018,000	2,014,633.30	2,798.30	2,017,693.94	262.34
165721	64105RGT1	303	CP - NESTLE FINANCIA	3/29/2016	7/27/2016		0.580%	0.581%	2,806,000	2,800,575.07	4,249.53	2,805,169.11	344.51
165806	64105RH29	303	CP - NESTLE FINANCIA	4/12/2016	8/2/2016		0.590%	0.591%	1,747,000	1,743,793.28	2,290.51	1,746,363.32	279.53
165513	313396B36	303	FHLMC D N	3/4/2016	8/8/2016		0.450%	0.451%	2,006,000	2,002,063.23	2,983.92	2,005,555.34	508.19
165644	313588D36	303	FNMA D N	3/21/2016	8/24/2016		0.360%	0.361%	5,000,000	4,992,200.00	5,100.00	4,998,425.00	1,125.00

MIAMI-DADE COUNTY
REPORT WRITER
AS OF DATE: June 30, 2016
SORTING ORDER: FUND ICC#

INVTMNT NUMBER	CUSIP NUMBER	FUND NUMBER	DESCRIPTION	PURCHASE SET DATE	MATURITY DATE	CALL DATE	INTEREST RATE	YTM TRADING	SCHEDULED PAR VALUE	CURRENT BOOK VALUE	PERIOD END INTEREST ACRL	MARKET VALUE	UNREALIZED GAIN/LOSS
165679	313588E27	303	FNMA D N	3/24/2016	8/31/2016		0.370%	0.371%	6,000,000	5,990,133.33	6,105.00	5,997,356.67	1,118.34
165529	313312E97	303	FFCB D N	3/8/2016	9/7/2016		0.500%	0.501%	2,005,000	1,999,903.96	3,202.43	2,004,015.32	908.93
166265	89233GJ72	303	CP - TOYOTA MOTOR	6/7/2016	9/7/2016		0.510%	0.511%	1,300,000	1,298,305.67	442.00	1,298,870.44	122.77
165775	313396F81	303	FHLMC D N	4/6/2016	9/14/2016		0.350%	0.351%	7,010,000	6,999,027.40	5,861.14	7,006,202.92	1,314.38
165677	313384G78	303	FHLB D N	3/24/2016	9/21/2016		0.450%	0.451%	4,894,000	4,882,927.33	6,056.32	4,891,101.66	2,118.01
165678	313384G78	303	FHLB D N	3/24/2016	9/21/2016		0.500%	0.501%	2,600,000	2,593,463.89	3,575.00	2,598,460.22	1,421.33
166034	313384H51	303	FHLB D N	5/11/2016	9/27/2016		0.360%	0.361%	2,406,000	2,402,655.66	1,227.06	2,404,470.85	588.13
165969	313588J48	303	FNMA D N	5/4/2016	10/4/2016		0.330%	0.330%	3,000,000	2,995,792.50	1,595.00	2,997,625.00	237.50
165970	313588K38	303	FNMA D N	5/4/2016	10/11/2016		0.330%	0.330%	3,956,000	3,950,197.87	2,103.27	3,952,637.40	336.26
166116	313384K40	303	FHLB D N	5/23/2016	10/12/2016		0.500%	0.501%	1,305,000	1,302,426.25	706.88	1,303,879.88	746.75
166221	313384K40	303	FHLB D N	6/1/2016	10/12/2016		0.515%	0.516%	1,900,000	1,896,384.99	815.42	1,898,369.17	1,168.76
165931	313384L31	303	FHLB D N	4/27/2016	10/19/2016		0.445%	0.446%	5,000,000	4,989,184.03	4,017.36	4,995,416.67	2,215.28
166453	313312L99	303	FFCB D N	6/30/2016	10/25/2016		0.370%	0.370%	3,109,000	3,105,261.43	31.95	3,105,994.63	701.25
166264	313588P74	303	FNMA D N	6/7/2016	11/16/2016		0.400%	0.401%	1,613,000	1,610,096.60	430.13	1,611,021.39	494.66
166092	313588P82	303	FNMA D N	5/19/2016	11/17/2016		0.480%	0.481%	727,000	725,235.81	416.81	726,101.75	449.13
166222	313384Q69	303	FHLB D N	6/1/2016	11/23/2016		0.570%	0.572%	3,764,000	3,753,570.58	1,787.90	3,759,148.62	3,790.14
303 Total									64,166,000	64,047,832.18	55,795.93	64,123,879.30	20,251.19
151204	WACHOVIA8	411	WACHOVIA INT BEARING	3/1/2012	7/1/2016		0.000%	0.000%	0	0.00	0.00	0.00	0.00
166180	825252885	411	AIM MMKT FUND 9922	5/26/2016	7/1/2016		0.262%	0.262%	8,632,800	8,632,800.00	0.00	8,632,800.00	0.00
166179	31607A703	411	FIDELITY GOV INST 26	5/26/2016	7/1/2016		0.290%	0.290%	8,632,767	8,632,767.00	-0.01	8,632,767.00	0.00
164465	313396YZ0	411	FHLMC D N	10/30/2015	7/5/2016		0.300%	0.301%	1,000,000	997,925.00	2,041.67	999,976.67	10.00
166204	313588YZ2	411	FNMA D N	5/31/2016	7/5/2016		0.300%	0.300%	7,000,000	6,997,958.33	1,808.34	6,999,836.67	70.00
166315	30229AG60	411	CP - EXXON MOBIL	6/14/2016	7/6/2016		0.380%	0.380%	3,000,000	2,999,303.33	538.34	2,999,829.17	(12.50)
166055	89233GGC4	411	CP - TOYOTA MOTOR	5/13/2016	7/12/2016		0.440%	0.440%	1,000,000	999,266.67	598.89	999,874.72	9.16
166368	38480JGC5	411	CP - GRAINGER	6/20/2016	7/12/2016		0.400%	0.400%	2,500,000	2,499,388.89	305.56	2,499,686.81	(7.64)
165585	64105RGF1	411	CP - NESTLE FINANCIA	3/15/2016	7/15/2016		0.580%	0.581%	3,000,000	2,994,103.33	5,220.00	2,999,521.67	198.34
166161	64105RGF1	411	CP - NESTLE FINANCIA	5/26/2016	7/15/2016		0.400%	0.400%	1,200,000	1,199,333.33	480.00	1,199,808.67	(4.66)
166069	30229AGJ2	411	CP - EXXON MOBIL	5/17/2016	7/18/2016		0.380%	0.380%	3,000,000	2,998,036.37	1,425.22	2,999,419.17	(42.42)
166290	59087AGK9	411	CP - METLIFE FUND	6/10/2016	7/19/2016		0.400%	0.400%	5,000,000	4,997,833.33	1,166.67	4,998,975.00	(25.00)
166369	46640PGK3	411	CP - JP MORGAN	6/20/2016	7/19/2016		0.400%	0.400%	1,275,000	1,274,589.17	155.83	1,274,738.63	(6.38)
165866	313384ZQ5	411	FHLB D N	4/20/2016	7/20/2016		0.340%	0.340%	6,000,000	5,994,843.33	4,080.00	5,999,335.00	411.67
165477	313588ZQ1	411	FNMA D N	2/29/2016	7/20/2016		0.380%	0.381%	4,010,000	4,003,989.46	5,206.31	4,009,555.56	359.79
166426	38480JGM3	411	CP - GRAINGER	6/28/2016	7/21/2016		0.420%	0.420%	3,000,000	2,999,195.00	105.00	2,999,316.67	16.67
166367	313384ZS1	411	FHLB D N	6/20/2016	7/22/2016		0.280%	0.280%	4,336,000	4,334,920.82	370.97	4,335,468.84	177.05
166378	36164JGN8	411	CP - GENERAL ELECTRI	6/22/2016	7/22/2016		0.350%	0.350%	4,000,000	3,998,833.33	350.00	3,999,043.33	(140.00)
166314	46640PGR8	411	CP - JP MORGAN	6/14/2016	7/25/2016		0.400%	0.400%	2,100,000	2,099,043.33	396.67	2,099,426.00	(14.00)
166445	64105RGT1	411	CP - NESTLE FINANCIA	6/30/2016	7/27/2016		0.390%	0.390%	2,500,000	2,499,268.75	27.08	2,499,259.72	(36.11)
166441	89233GH25	411	CP - TOYOTA MOTOR	6/29/2016	8/2/2016		0.370%	0.370%	3,000,000	2,998,951.67	61.67	2,998,906.67	(106.67)
163901	313312B66	411	FFCB D N	9/9/2015	8/11/2016		0.420%	0.422%	671,000	668,361.85	2,317.19	670,839.52	160.48
165841	313384C98	411	FHLB D N	4/15/2016	8/22/2016		0.365%	0.365%	3,000,000	2,996,076.25	2,342.08	2,999,090.00	671.67
165395	89233GHS8	411	CP - TOYOTA MOTOR	2/19/2016	8/26/2016		0.680%	0.682%	1,250,000	1,245,537.50	3,140.28	1,249,202.78	525.00
164126	313312E48	411	FFCB D N	9/29/2015	9/2/2016		0.360%	0.361%	1,000,000	996,610.00	2,760.00	999,545.00	175.00
166093	313588E43	411	FNMA D N	5/19/2016	9/2/2016		0.375%	0.375%	7,000,000	6,992,270.83	3,135.42	6,996,815.00	1,408.75
162147	3133EEND8	411	FFCB - BULLET	2/19/2015	9/6/2016		0.420%	0.550%	2,000,000	1,998,704.43	2,683.33	2,000,000.00	1,295.57
164392	313312E97	411	FFCB D N	10/23/2015	9/7/2016		0.340%	0.341%	2,500,000	2,492,444.44	5,950.00	2,498,772.22	377.78
165852	313396F99	411	FHLMC D N	4/18/2016	9/15/2016		0.345%	0.345%	7,000,000	6,989,937.50	4,964.17	6,996,157.78	1,256.11
165899	313396G56	411	FHLMC D N	4/25/2016	9/19/2016		0.310%	0.310%	5,300,000	5,293,291.08	3,057.81	5,296,937.78	588.89
166162	313588G66	411	FNMA D N	5/26/2016	9/20/2016		0.390%	0.390%	5,000,000	4,993,662.50	1,950.00	4,997,075.00	1,462.50
165711	3136G2NZ6	411	FNMA STEP UP	3/28/2016	9/28/2016	9/28/2016	0.750%	0.750%	1,000,000	1,000,000.00	1,937.50	1,000,390.00	390.00
164041	3136G2MP9	411	FNMA STEP UP	9/30/2015	9/30/2016	9/30/2016	1.000%	1.050%	2,500,000	2,499,375.00	6,319.44	2,502,200.00	2,825.00
166193	313384K40	411	FHLB D N	5/27/2016	10/12/2016		0.510%	0.511%	2,850,000	2,844,428.25	1,413.13	2,847,553.75	1,712.37
164400	3136G2QN0	411	FNMA STEP UP	10/28/2015	10/28/2016		1.125%	1.125%	1,500,000	1,500,000.00	1,295.13	1,501,425.00	1,425.00
164350	3136G2PQ4	411	FNMA STEP UP	10/29/2015	10/29/2016	7/29/2016	1.000%	1.000%	2,000,000	2,000,000.00	3,444.44	1,997,020.00	(2,980.00)
165396	313312N89	411	FFCB D N	2/19/2016	11/9/2016		0.520%	0.522%	2,000,000	1,992,373.33	3,842.22	1,997,671.11	1,455.56

MIAMI-DADE COUNTY
REPORT WRITER
AS OF DATE: June 30, 2016
SORTING ORDER: FUND ICC#

INVTMNT NUMBER	CUSIP NUMBER	FUND NUMBER	DESCRIPTION	PURCHASE SET DATE	MATURITY DATE	CALL DATE	INTEREST RATE	YTM TRADING	SCHEDULED PAR VALUE	CURRENT BOOK VALUE	PERIOD END INTEREST ACRL	MARKET VALUE	UNREALIZED GAIN/LOSS
164724	313312P95	411	FFCB D N	12/1/2015	11/18/2016		0.650%	0.654%	2,555,000	2,538,715.42	9,826.11	2,551,820.44	3,278.91
164587	3130A3J70	411	FHLB - BULLET	11/17/2015	11/23/2016		0.625%	0.645%	4,455,000	4,454,561.69	2,939.05	4,457,405.70	2,844.01
166335	313384S42	411	FHLB D N	6/15/2016	12/7/2016		0.490%	0.491%	1,468,000	1,464,503.31	319.70	1,465,665.88	842.87
166329	3134G9UG0	411	FHLMC STEP UP	6/28/2016	12/28/2016		0.750%	0.750%	1,500,000	1,500,000.00	93.75	1,499,670.00	(330.00)
166192	313589AE3	411	FNMA D N	5/27/2016	1/5/2017		0.570%	0.572%	2,500,000	2,491,172.92	1,385.42	2,495,038.89	2,480.55
161647	3133EEFZ8	411	FFCB - BULLET	12/24/2014	2/23/2017		0.700%	0.851%	14,000,000	13,979,224.49	34,844.44	14,013,720.00	34,495.51
162710	3130A56G9	411	FHLB - BULLET	4/27/2015	2/24/2017		0.570%	0.581%	3,000,000	2,999,689.01	6,032.50	3,002,490.00	2,800.99
166163	313313DB1	411	FFCB D N	5/26/2016	3/15/2017		0.600%	0.603%	2,500,000	2,487,791.67	1,500.00	2,491,611.81	2,320.14
162659	3133EEZR4	411	FFCB - BULLET	4/21/2015	4/21/2017		0.600%	0.615%	3,000,000	2,999,551.85	3,500.00	3,000,240.00	688.15
166068	3134G9HS9	411	FHLMC STEP UP	5/25/2016	5/25/2017	8/25/2016	0.750%	0.750%	1,500,000	1,500,000.00	1,125.00	1,500,165.00	165.00
152277	3133EATE8	411	FFCB - BULLET	6/22/2012	6/8/2017		0.900%	0.940%	1,650,000	1,649,356.97	948.75	1,654,323.00	4,966.03
159950	3133EDQM7	411	FFCB - BULLET	7/17/2014	7/17/2017		1.000%	1.000%	2,000,000	2,000,000.00	9,111.11	2,007,520.00	7,520.00
165809	3134G8XX2	411	FHLMC STEP UP	4/28/2016	10/28/2017	10/28/2016	1.250%	1.250%	1,500,000	1,500,000.00	3,281.25	1,500,690.00	690.00
154237	3136G14K2	411	FNMA C I	12/21/2012	12/21/2017	9/21/2016	0.900%	0.910%	1,000,000	999,850.22	250.00	1,000,260.00	409.78
164433	3136G2RK5	411	FNMA STEP UP	10/29/2015	4/29/2018	7/29/2016	1.375%	1.375%	2,000,000	2,000,000.00	4,736.11	2,000,600.00	600.00
166190	3133EFX69	411	FFCB - BULLET	5/27/2016	5/10/2018		0.960%	0.991%	1,500,000	1,501,195.00	3,440.00	1,505,835.00	6,720.00
155910	3135G0XK4	411	FNMA C I	5/30/2013	5/25/2018	8/25/2016	1.050%	1.050%	2,000,000	2,000,000.00	2,100.00	2,000,340.00	340.00
165258	3134G8JK6	411	FHLMC STEP UP	2/5/2016	7/29/2018	7/29/2016	1.375%	1.375%	1,500,000	1,500,343.75	8,708.33	1,500,045.00	45.00
165710	3136G3CA1	411	FNMA STEP UP	3/28/2016	3/22/2019	9/22/2016	0.875%	0.883%	1,625,000	1,624,830.73	3,910.16	1,626,072.50	1,478.75
166408	3135G0K93	411	FNMA C I	6/28/2016	6/28/2019	12/28/2016	1.250%	1.250%	1,000,000	1,000,000.00	104.17	1,000,750.00	750.00
165631	3133EFP43	411	FFCB C I	3/18/2016	6/17/2020	7/5/2016	1.650%	1.650%	1,500,000	1,500,000.00	962.50	1,500,060.00	60.00
165735	3134G8UQ0	411	FHLMC C I	3/30/2016	3/30/2021	9/30/2016	1.800%	1.800%	1,500,000	1,500,000.00	6,825.00	1,501,035.00	1,035.00
166413	3134G9ZF7	411	FHLMC C I	6/30/2016	6/30/2021	9/30/2016	1.700%	1.700%	1,500,000	1,500,000.00	70.83	1,500,645.00	645.00
411 Total									177,510,567	177,346,210.43	182,562.53	177,504,244.13	88,452.67
165315	313588C29	414	FNMA D N	2/12/2016	8/15/2016		0.430%	0.431%	28,398	28,335.25	47.49	28,390.55	7.81
165316	313588C29	414	FNMA D N	2/12/2016	8/15/2016		0.430%	0.431%	55,602	55,479.13	92.98	55,587.40	15.29
165596	313396F81	414	FHLMC D N	3/15/2016	9/14/2016		0.480%	0.481%	216,402	215,873.98	311.62	216,284.78	99.18
165597	313396F81	414	FHLMC D N	3/15/2016	9/14/2016		0.480%	0.481%	159,598	159,208.58	229.82	159,511.55	73.15
165769	313384H85	414	FHLB D N	4/1/2016	9/30/2016		0.450%	0.451%	383,818	382,944.81	436.60	383,526.94	145.53
165770	313384H85	414	FHLB D N	4/1/2016	9/30/2016		0.450%	0.451%	394,182	393,285.24	448.38	393,883.08	149.46
165821	313384K65	414	FHLB D N	4/15/2016	10/14/2016		0.420%	0.421%	3,645,984	3,638,242.36	3,275.31	3,642,793.76	1,276.09
165822	313384K65	414	FHLB D N	4/15/2016	10/14/2016		0.420%	0.421%	110,016	109,782.40	98.83	109,919.74	38.51
166059	313396P64	414	FHLMC D N	5/13/2016	11/15/2016		0.370%	0.371%	4,680	4,671.05	2.36	4,674.30	0.89
166060	313396P64	414	FHLMC D N	5/13/2016	11/15/2016		0.370%	0.371%	5,320	5,309.83	2.68	5,313.52	1.01
166223	313588R64	414	FNMA D N	6/1/2016	12/1/2016		0.510%	0.511%	618,108	616,505.56	262.70	617,162.29	394.03
166224	313588R64	414	FNMA D N	6/1/2016	12/1/2016		0.510%	0.511%	895,892	893,569.40	380.75	894,521.29	571.14
166316	313588T39	414	FNMA D N	6/15/2016	12/14/2016		0.410%	0.411%	502,162	501,121.13	91.51	501,328.41	115.77
166317	313588T39	414	FNMA D N	6/15/2016	12/14/2016		0.410%	0.411%	381,056	380,266.16	69.44	380,423.45	87.85
166318	313588T39	414	FNMA D N	6/15/2016	12/14/2016		0.410%	0.411%	98,739	98,534.34	17.99	98,575.09	22.76
166319	313588T39	414	FNMA D N	6/15/2016	12/14/2016		0.410%	0.411%	809,142	807,464.83	147.44	807,798.82	186.55
166320	313588T39	414	FNMA D N	6/15/2016	12/14/2016		0.410%	0.411%	204,651	204,226.80	37.29	204,311.28	47.19
166321	313588T39	414	FNMA D N	6/15/2016	12/14/2016		0.410%	0.411%	615,594	614,318.00	112.18	614,572.11	141.93
166322	313588T39	414	FNMA D N	6/15/2016	12/14/2016		0.410%	0.411%	96,172	95,972.66	17.52	96,012.35	22.17
166323	313588T39	414	FNMA D N	6/15/2016	12/14/2016		0.410%	0.411%	55,124	55,009.74	10.04	55,032.49	12.71
166324	313588T39	414	FNMA D N	6/15/2016	12/14/2016		0.410%	0.411%	72,695	72,544.32	13.25	72,574.33	16.76
166325	313588T39	414	FNMA D N	6/15/2016	12/14/2016		0.410%	0.411%	58,422	58,300.90	10.65	58,325.02	13.47
166326	313588T39	414	FNMA D N	6/15/2016	12/14/2016		0.410%	0.411%	473,573	472,591.39	86.30	472,786.87	109.18
166327	313588T39	414	FNMA D N	6/15/2016	12/14/2016		0.410%	0.411%	14,194	14,164.58	2.59	14,170.44	3.27
166328	313588T39	414	FNMA D N	6/15/2016	12/14/2016		0.410%	0.411%	222,476	222,014.86	40.54	222,106.69	51.29
414 Total									10,122,000	10,099,737.30	6,246.26	10,109,586.55	3,602.99
166058	313384B57	511	FHLB D N	5/13/2016	8/10/2016		0.325%	0.325%	500,000	499,598.26	221.18	499,883.33	63.89
511 Total									500,000	499,598.26	221.18	499,883.33	63.89
166054	313384B57	522	FHLB D N	5/13/2016	8/10/2016		0.325%	0.325%	600,000	599,517.92	265.41	599,860.00	76.67
522 Total									600,000	599,517.92	265.41	599,860.00	76.67

MIAMI-DADE COUNTY
REPORT WRITER
AS OF DATE: June 30, 2016
SORTING ORDER: FUND ICC#

INVTMNT NUMBER	CUSIP NUMBER	FUND NUMBER	DESCRIPTION	PURCHASE SET DATE	MATURITY DATE	CALL DATE	INTEREST RATE	YTM TRADING	SCHEDULED PAR VALUE	CURRENT BOOK VALUE	PERIOD END INTEREST ACRL	MARKET VALUE	UNREALIZED GAIN/LOSS
166353	313384ZA0	555	FHLB D N	6/16/2016	7/6/2016		0.240%	0.240%	2,000,000	1,999,733.33	200.00	1,999,941.67	8.34
555 Total									2,000,000	1,999,733.33	200.00	1,999,941.67	8.34
151205	WACHOVIA8	700	WACHOVIA INT BEARING	3/1/2012	7/1/2016		0.000%	0.000%	0	0.00	0.00	0.00	0.00
700 Total									0	0.00	0.00	0.00	0.00
166124	313384YV5	712	FHLB D N	5/23/2016	7/1/2016		0.300%	0.277%	100	99.97	0.03	100.00	0.00
151206	825252869	712	AIM MONEY MARKET - D	3/1/2012	7/1/2016		0.112%	0.112%	523,775	523,775.05	-82.21	523,775.05	0.00
164982	313396ZA4	712	FHLMC D N	12/30/2015	7/6/2016		0.490%	0.491%	2,417,000	2,410,782.27	6,053.24	2,416,929.50	93.99
166355	36164JG65	712	CP - G.E. TREASURY	6/16/2016	7/6/2016		0.330%	0.360%	100	99.98	0.02	99.99	(0.01)
165849	313384ZH5	712	FHLB D N	4/18/2016	7/13/2016		0.340%	0.340%	442,000	441,641.00	308.91	441,969.06	19.15
163451	313384ZK8	712	FHLB D N	7/17/2015	7/15/2016		0.340%	0.341%	2,000,000	1,993,124.44	6,611.12	1,999,836.67	101.11
165136	313588ZQ1	712	FNMA D N	1/21/2016	7/20/2016		0.450%	0.451%	2,458,000	2,452,438.78	4,977.45	2,457,727.57	311.34
165173	313312ZX1	712	FFCB D N	1/27/2016	7/27/2016		0.490%	0.491%	2,000,000	1,995,045.56	4,246.66	1,999,696.67	404.45
166227	313384A41	712	FHLB D N	6/1/2016	8/1/2016		0.320%	0.320%	925,400	924,898.23	246.77	925,232.66	87.66
165185	313396A60	712	FHLMC D N	1/28/2016	8/3/2016		0.440%	0.441%	1,710,000	1,706,070.80	3,239.50	1,709,670.83	360.53
165297	313588B53	712	FNMA D N	2/10/2016	8/10/2016		0.430%	0.431%	1,604,000	1,600,513.08	2,720.56	1,603,625.73	392.09
164185	313312B74	712	FFCB D N	10/2/2015	8/12/2016		0.390%	0.391%	500,000	498,293.75	1,478.75	499,877.50	105.00
165507	313384B73	712	FHLB D N	3/3/2016	8/12/2016		0.475%	0.476%	274,600	274,013.05	434.78	274,532.72	84.89
163476	3130A5ZA0	712	FHLB - BULLET	7/21/2015	8/16/2016		0.390%	0.390%	1,100,000	1,100,000.00	1,608.76	1,100,176.00	176.00
166388	313384D30	712	FHLB D N	6/22/2016	8/24/2016		0.320%	0.320%	645,600	645,238.46	51.65	645,396.64	106.53
165298	313588D36	712	FNMA D N	2/10/2016	8/24/2016		0.450%	0.451%	2,447,000	2,441,004.85	4,343.43	2,446,229.20	880.92
166122	313384E21	712	FHLB D N	5/23/2016	8/31/2016		0.350%	0.350%	413,000	412,598.47	156.60	412,818.05	62.98
166437	313384E21	712	FHLB D N	6/29/2016	8/31/2016		0.340%	0.340%	109,500	109,434.85	2.07	109,451.76	14.84
165338	313396E33	712	FHLMC D N	2/17/2016	9/1/2016		0.440%	0.441%	1,010,000	1,007,568.14	1,666.50	1,009,547.74	313.10
166461	313384E96	712	FHLB D N	6/30/2016	9/7/2016		0.320%	0.320%	2,247,000	2,245,621.84	19.97	2,245,896.47	254.66
165339	313588E92	712	FNMA D N	2/17/2016	9/7/2016		0.450%	0.451%	1,185,200	1,182,192.56	2,000.02	1,184,617.94	425.36
166385	313384F87	712	FHLB D N	6/22/2016	9/14/2016		0.390%	0.390%	10,771,000	10,761,198.39	1,050.17	10,765,165.71	2,917.15
166421	313384F87	712	FHLB D N	6/27/2016	9/14/2016		0.350%	0.350%	2,300,000	2,298,233.47	89.44	2,298,754.17	431.26
165341	313588F83	712	FNMA D N	2/17/2016	9/14/2016		0.450%	0.451%	1,210,000	1,206,823.75	2,041.88	1,209,344.58	478.95
165342	313588G74	712	FNMA D N	2/17/2016	9/21/2016		0.460%	0.461%	1,608,000	1,603,541.37	2,773.80	1,607,047.71	732.54
165368	313588H65	712	FNMA D N	2/18/2016	9/28/2016		0.465%	0.466%	1,350,000	1,346,111.44	2,336.62	1,349,132.25	684.19
165432	313396H71	712	FHLMC D N	2/24/2016	9/29/2016		0.440%	0.441%	4,274,000	4,262,612.16	6,686.44	4,270,794.50	1,495.90
165369	313588J55	712	FNMA D N	2/18/2016	10/5/2016		0.470%	0.471%	1,215,000	1,211,351.63	2,125.57	1,214,028.00	550.80
165370	313396K44	712	FHLMC D N	2/18/2016	10/12/2016		0.460%	0.461%	1,250,000	1,246,214.58	2,140.28	1,248,927.08	572.22
164596	313312K58	712	FFCB D N	11/16/2015	10/13/2016		0.500%	0.502%	53,000	52,755.61	167.83	52,954.07	30.63
165371	313588L37	712	FNMA D N	2/18/2016	10/19/2016		0.480%	0.482%	1,230,000	1,225,998.40	2,197.60	1,228,872.50	676.50
165372	313396M26	712	FHLMC D N	2/18/2016	10/26/2016		0.465%	0.467%	1,255,000	1,250,931.19	2,172.19	1,253,776.38	673.00
165379	912828F88	712	TREASURY NOTES	2/18/2016	10/31/2016		0.375%	0.510%	3,500,000	3,497,654.42	2,211.28	3,500,245.00	2,590.58
165408	313588M93	712	FNMA D N	2/22/2016	11/2/2016		0.470%	0.472%	1,100,000	1,096,352.28	1,866.94	1,098,787.56	568.34
165329	313312N89	712	FFCB D N	2/16/2016	11/9/2016		0.520%	0.522%	2,008,000	2,000,255.81	3,944.61	2,005,661.80	1,461.38
165388	313588P58	712	FNMA D N	2/19/2016	11/14/2016		0.480%	0.482%	1,230,000	1,225,588.40	2,181.20	1,228,513.07	743.47
165404	313396P72	712	FHLMC D N	2/22/2016	11/16/2016		0.475%	0.477%	1,305,000	1,300,385.38	2,238.44	1,303,399.20	775.38
165840	313396P72	712	FHLMC D N	4/14/2016	11/16/2016		0.380%	0.381%	5,011,000	4,999,574.92	4,125.72	5,004,853.17	1,152.53
165405	313396Q63	712	FHLMC D N	2/22/2016	11/23/2016		0.475%	0.477%	1,400,000	1,394,920.14	2,401.39	1,398,195.56	874.03
165389	313588Q65	712	FNMA D N	2/19/2016	11/23/2016		0.480%	0.482%	1,039,000	1,035,148.77	1,842.49	1,037,660.84	669.58
165492	3130A3J70	712	FHLB - BULLET	3/2/2016	11/23/2016		0.625%	0.625%	1,225,400	1,225,400.00	808.41	1,226,061.72	661.72
165406	313396R54	712	FHLMC D N	2/22/2016	11/30/2016		0.475%	0.477%	1,265,000	1,260,293.15	2,169.82	1,263,077.20	614.23
165407	313396R54	712	FHLMC D N	2/22/2016	11/30/2016		0.475%	0.477%	1,355,000	1,349,958.27	2,324.20	1,352,940.40	657.93
165452	313588R64	712	FNMA D N	2/25/2016	12/1/2016		0.465%	0.467%	1,260,000	1,255,443.00	2,066.93	1,258,072.20	562.27
165447	313396S46	712	FHLMC D N	2/25/2016	12/7/2016		0.470%	0.472%	1,280,000	1,275,220.62	2,122.31	1,277,964.80	621.87
165578	313396T37	712	FHLMC D N	3/14/2016	12/14/2016		0.550%	0.552%	1,350,000	1,344,328.13	2,248.12	1,347,759.00	1,182.75
165471	313588T88	712	FNMA D N	2/29/2016	12/19/2016		0.490%	0.492%	1,862,000	1,854,548.90	3,117.30	1,858,815.98	1,149.78
166199	313588T88	712	FNMA D N	5/27/2016	12/19/2016		0.450%	0.452%	900	897.68	0.39	898.46	0.39
165448	313396U27	712	FHLMC D N	2/25/2016	12/21/2016		0.475%	0.477%	1,300,000	1,294,854.17	2,178.40	1,297,751.00	718.43
165784	313396U27	712	FHLMC D N	4/6/2016	12/21/2016		0.430%	0.431%	1,681,000	1,675,799.64	1,726.76	1,678,091.87	565.47

MIAMI-DADE COUNTY
REPORT WRITER
AS OF DATE: June 30, 2016
SORTING ORDER: FUND ICC#

INVTMNT NUMBER	CUSIP NUMBER	FUND NUMBER	DESCRIPTION	PURCHASE SET DATE	MATURITY DATE	CALL DATE	INTEREST RATE	YTM TRADING	SCHEDULED PAR VALUE	CURRENT BOOK VALUE	PERIOD END INTEREST ACRL	MARKET VALUE	UNREALIZED GAIN/LOSS
165576	313588U94	712	FNMA D N	3/14/2016	12/28/2016		0.520%	0.522%	1,290,000	1,284,614.97	2,031.03	1,287,549.00	903.00
165688	313384V22	712	FHLB D N	3/24/2016	12/29/2016		0.580%	0.583%	3,000,000	2,986,466.67	4,785.00	2,994,268.33	3,016.66
165671	313397AC5	712	FHLMC D N	3/23/2016	1/3/2017		0.480%	0.482%	1,340,000	1,334,890.13	1,786.67	1,337,369.13	692.33
165746	313397AC5	712	FHLMC D N	3/30/2016	1/3/2017		0.560%	0.562%	603,000	600,382.98	872.34	601,816.11	560.79
166177	313589AC7	712	FNMA D N	5/26/2016	1/3/2017		0.540%	0.542%	2,007,000	2,000,316.69	1,083.78	2,003,059.59	1,659.12
165390	313397AD3	712	FHLMC D N	2/19/2016	1/4/2017		0.520%	0.522%	1,315,000	1,308,921.78	2,526.26	1,312,404.34	956.30
165689	313397AE1	712	FHLMC D N	3/24/2016	1/5/2017		0.480%	0.482%	3,200,000	3,187,754.67	4,224.00	3,193,649.78	1,671.11
165757	313385AL0	712	FHLB D N	3/31/2016	1/11/2017		0.490%	0.492%	698,000	695,282.84	874.05	696,570.65	413.76
165594	313397AL5	712	FHLMC D N	3/15/2016	1/11/2017		0.560%	0.563%	1,354,000	1,347,639.21	2,274.72	1,351,227.31	1,313.38
165722	313397AL5	712	FHLMC D N	3/29/2016	1/11/2017		0.500%	0.502%	373,500	372,006.00	487.63	372,735.16	241.53
166155	313589AL7	712	FNMA D N	5/25/2016	1/11/2017		0.530%	0.532%	2,107,000	2,099,834.44	1,147.73	2,102,685.33	1,703.16
165697	313397AT8	712	FHLMC D N	3/24/2016	1/18/2017		0.500%	0.502%	603,000	600,487.50	829.13	601,720.64	404.01
165870	3130A7T62	712	FHLB - BULLET	4/20/2016	1/18/2017		0.550%	0.550%	1,558,300	1,558,347.62	1,737.94	1,559,390.81	1,090.81
165642	313397AU5	712	FHLMC D N	3/18/2016	1/19/2017		0.500%	0.502%	222,000	221,053.42	323.75	221,526.65	149.48
165675	313397AU5	712	FHLMC D N	3/23/2016	1/19/2017		0.500%	0.502%	11,700,000	11,650,925.00	16,250.00	11,675,053.00	7,878.00
166044	313589AU7	712	FNMA D N	5/12/2016	1/19/2017		0.420%	0.421%	593,000	591,256.58	345.92	591,735.59	133.09
165924	313385BA3	712	FHLB D N	4/27/2016	1/25/2017		0.490%	0.492%	480,000	478,216.40	424.67	478,946.13	305.06
166311	313397BA8	712	FHLMC D N	6/13/2016	1/25/2017		0.480%	0.481%	2,421,000	2,413,704.72	581.04	2,415,684.56	1,398.80
165458	912828H78	712	TREASURY NOTES	2/25/2016	1/31/2017		0.500%	0.588%	1,942,000	1,941,073.85	4,054.73	1,942,640.86	2,233.91
165673	313397BH3	712	FHLMC D N	3/23/2016	2/1/2017		0.520%	0.522%	4,201,000	4,191,885.45	6,068.11	4,191,466.06	3,512.50
165690	313313BP2	712	FFCB D N	3/24/2016	2/7/2017		0.600%	0.603%	2,600,000	2,586,133.33	4,290.00	2,593,455.94	3,032.61
165691	313385BS4	712	FHLB D N	3/24/2016	2/10/2017		0.650%	0.654%	2,300,000	2,286,586.53	4,111.25	2,294,561.78	3,864.00
165579	313313BW7	712	FFCB D N	3/14/2016	2/14/2017		0.730%	0.735%	2,000,000	1,986,332.78	4,420.55	1,994,806.67	4,053.34
165680	912828B74	712	TREASURY NOTES	3/24/2016	2/15/2017		0.625%	0.638%	7,599,000	7,603,067.63	17,875.40	7,607,206.92	9,097.43
165820	313397B8X	712	FHLMC D N	4/13/2016	2/15/2017		0.480%	0.482%	2,337,000	2,327,402.72	2,461.64	2,331,350.95	1,486.59
166031	313589BX0	712	FNMA D N	5/11/2016	2/15/2017		0.450%	0.452%	3,346,700	3,334,986.55	2,133.52	3,338,610.28	1,490.21
166178	313589BX0	712	FNMA D N	5/26/2016	2/15/2017		0.550%	0.552%	2,008,000	1,999,870.39	1,104.40	2,003,146.22	2,171.43
165392	313313BZ0	712	FFCB D N	2/19/2016	2/17/2017		0.590%	0.594%	2,000,000	1,988,068.89	4,359.44	1,994,738.33	2,310.00
165844	313313CE6	712	FFCB D N	4/15/2016	2/22/2017		0.580%	0.583%	2,500,000	2,487,393.05	3,101.39	2,493,280.56	2,786.12
166213	313589CM3	712	FNMA D N	5/4/2016	3/1/2017		0.490%	0.492%	1,240,000	1,234,919.79	978.91	1,236,066.10	167.40
165995	313385CS3	712	FHLB D N	5/5/2016	3/6/2017		0.590%	0.593%	4,143,000	4,122,290.76	3,870.25	4,129,585.89	3,424.88
166100	313589CU5	712	FNMA D N	5/19/2016	3/8/2017		0.580%	0.583%	1,300,000	1,293,863.28	900.61	1,295,756.94	993.05
166086	313313DB1	712	FFCB D N	5/18/2016	3/15/2017		0.580%	0.583%	2,000,000	1,990,301.11	1,417.78	1,993,289.44	1,570.55
166101	313589DJ9	712	FNMA D N	5/19/2016	3/22/2017		0.590%	0.593%	1,350,000	1,343,207.63	951.37	1,345,347.00	1,188.00
166102	313589DR1	712	FNMA D N	5/19/2016	3/29/2017		0.590%	0.593%	1,395,000	1,387,821.18	983.09	1,390,173.30	1,369.03
166239	313589DY6	712	FNMA D N	6/2/2016	4/5/2017		0.640%	0.644%	534,500	531,582.82	275.56	532,436.83	578.45
166285	313397EF4	712	FHLMC D N	6/9/2016	4/12/2017		0.540%	0.542%	1,309,000	1,302,972.06	431.97	1,303,816.36	412.33
166312	313385EN2	712	FHLB D N	6/13/2016	4/19/2017		0.540%	0.543%	1,300,000	1,293,955.00	351.00	1,294,722.00	416.00
162699	3133EEB66	712	FFCB C I	4/24/2015	4/24/2017	7/1/2016	0.680%	0.725%	2,100,000	2,099,058.88	2,657.67	2,100,000.00	941.12
166297	313589EV1	712	FNMA D N	6/10/2016	4/26/2017		0.550%	0.553%	1,250,000	1,243,888.89	401.04	1,244,812.50	522.57
166298	313589FC2	712	FNMA D N	6/10/2016	5/3/2017		0.590%	0.593%	1,246,000	1,239,322.48	428.83	1,240,393.00	641.69
166303	313589FK4	712	FNMA D N	6/10/2016	5/10/2017		0.590%	0.593%	1,230,000	1,223,267.12	423.32	1,224,329.70	639.26
166344	313397FQ9	712	FHLMC D N	6/15/2016	5/15/2017		0.560%	0.563%	1,340,000	1,333,037.96	333.51	1,333,728.80	357.33
166345	313589FS7	712	FNMA D N	6/15/2016	5/17/2017		0.570%	0.573%	1,285,000	1,278,163.80	325.53	1,278,947.65	458.32
166346	313385FZ4	712	FHLB D N	6/15/2016	5/24/2017		0.560%	0.563%	1,917,000	1,906,771.74	477.12	1,907,779.23	530.37
165139	912828SY7	712	TREASURY NOTES	1/22/2016	5/31/2017		0.625%	0.794%	400	399.33	0.21	400.36	1.03
166347	313397GG0	712	FHLMC D N	6/15/2016	5/31/2017		0.560%	0.563%	1,290,000	1,282,976.67	321.07	1,283,653.20	355.46
166387	313385GP5	712	FHLB D N	6/22/2016	6/7/2017		0.630%	0.634%	500,000	496,937.50	78.75	497,395.00	378.75
166348	313589GP2	712	FNMA D N	6/15/2016	6/7/2017		0.630%	0.634%	1,798,000	1,786,767.00	503.44	1,788,632.42	1,361.98
166456	313313HM3	712	FFCB D N	6/30/2016	6/29/2017		0.570%	0.573%	2,000,000	1,988,473.34	31.67	1,988,900.00	394.99
165573	3134G8P29	712	FHLMC C I	3/14/2016	12/8/2017	9/8/2016	1.000%	1.053%	1,500,000	1,498,835.25	958.33	1,500,795.00	1,959.75
165617	3134G8JL4	712	FHLMC C I	3/17/2016	1/29/2018	7/29/2016	1.000%	1.027%	2,000,000	2,001,666.67	8,444.45	2,000,520.00	1,520.00
165467	3134G8N88	712	FHLMC C I	2/29/2016	2/26/2018	8/26/2016	1.100%	1.100%	2,700,000	2,700,000.00	10,065.00	2,701,647.00	1,647.00
157719	3135G0XD0	712	FNMA C I	5/21/2013	5/21/2018	8/21/2016	1.000%	1.015%	2,400,000	2,399,281.38	2,666.67	2,400,408.00	1,126.62

MIAMI-DADE COUNTY
REPORT WRITER
AS OF DATE: June 30, 2016
SORTING ORDER: FUND ICC#

INVTMNT NUMBER	CUSIP NUMBER	FUND NUMBER	DESCRIPTION	PURCHASE SET DATE	MATURITY DATE	CALL DATE	INTEREST RATE	YTM TRADING	SCHEDULED PAR VALUE	CURRENT BOOK VALUE	PERIOD END INTEREST ACRL	MARKET VALUE	UNREALIZED GAIN/LOSS
165153	3134G62E2	712	FHLMC C I	1/26/2016	5/25/2018	8/25/2016	1.250%	1.250%	2,500,000	2,500,000.00	3,125.00	2,501,925.00	1,925.00
165330	3130A77J8	712	FHLB C I	2/25/2016	5/25/2018	8/25/2016	1.050%	1.050%	1,500,000	1,500,000.00	1,575.00	1,500,510.00	510.00
155955	3135G0XK4	712	FNMA C I	5/30/2013	5/25/2018	8/25/2016	1.050%	1.050%	1,700,000	1,700,000.00	1,785.00	1,700,289.00	289.00
156020	3135G0XM0	712	FNMA C I	5/30/2013	5/25/2018	8/25/2016	1.125%	1.130%	1,900,000	1,899,809.84	2,137.50	1,900,722.00	912.16
155952	3133834Y4	712	FHLB C I	5/29/2013	5/29/2018	7/5/2016	1.040%	1.040%	1,500,000	1,500,000.00	1,386.67	1,500,060.00	60.00
165616	3134G8PX1	712	FHLMC C I	3/28/2016	9/28/2018	9/28/2016	1.200%	1.200%	1,700,000	1,700,000.00	5,270.00	1,701,598.00	1,598.00
165464	3134G8KL2	712	FHLMC C I	2/26/2016	2/26/2019	8/26/2016	1.300%	1.300%	1,000,000	1,000,000.00	4,513.89	1,000,810.00	810.00
166409	3136G3TD7	712	FNMA C I	6/28/2016	6/28/2019	12/28/2016	1.200%	1.214%	1,000,000	999,600.00	100.00	1,000,900.00	1,300.00
166410	3136G3TD7	712	FNMA C I	6/28/2016	6/28/2019	12/28/2016	1.200%	1.214%	600,000	599,760.00	60.00	600,540.00	780.00
165410	3136G2ZG5	712	FNMA C I	2/26/2016	8/26/2019	8/26/2016	1.300%	1.300%	2,300,000	2,300,000.00	10,381.94	2,301,265.00	1,265.00
712 Total									202,226,975	201,650,685.07	268,619.35	201,949,564.93	121,941.48
151207	825252869	713	AIM MONEY MARKET - D	3/1/2012	7/1/2016		0.112%	0.112%	416,200	416,200.00	-0.03	416,200.00	0.00
165789	313384ZA0	713	FHLB D N	4/7/2016	7/6/2016		0.335%	0.335%	4,002,000	3,998,648.33	3,165.47	4,001,883.28	69.48
166365	46640PGC1	713	CP - JP MORGAN	6/17/2016	7/12/2016		0.400%	0.400%	3,000,000	2,999,166.67	466.66	2,999,624.17	(9.16)
166083	313384ZH5	713	FHLB D N	5/18/2016	7/13/2016		0.300%	0.300%	3,152,300	3,150,828.93	1,155.84	3,152,079.34	94.57
166382	36164JGE8	713	CP - G.E. TREASURY	6/22/2016	7/14/2016		0.330%	0.330%	4,405,500	4,404,611.55	363.46	4,404,847.74	(127.27)
165877	313384ZQ5	713	FHLB D N	4/20/2016	7/20/2016		0.342%	0.342%	529,600	529,142.16	362.25	529,541.30	36.89
165890	313384ZQ5	713	FHLB D N	4/21/2016	7/20/2016		0.340%	0.340%	3,963,000	3,959,631.45	2,657.41	3,962,560.77	271.91
166208	313384ZQ5	713	FHLB D N	5/31/2016	7/20/2016		0.350%	0.350%	1,579,000	1,578,232.43	475.89	1,578,824.99	116.67
166099	313384ZX0	713	FHLB D N	5/19/2016	7/27/2016		0.310%	0.310%	1,908,000	1,906,866.33	706.49	1,907,710.62	137.80
166228	313384A41	713	FHLB D N	6/1/2016	8/1/2016		0.320%	0.320%	1,000,100	999,557.72	266.70	999,919.15	94.73
166277	313384A66	713	FHLB D N	6/8/2016	8/3/2016		0.300%	0.300%	2,628,000	2,626,773.60	503.70	2,627,494.11	216.81
166419	313384A74	713	FHLB D N	6/27/2016	8/4/2016		0.300%	0.300%	900,000	899,715.00	30.00	899,821.50	76.50
166420	313384B57	713	FHLB D N	6/27/2016	8/10/2016		0.315%	0.315%	3,161,000	3,159,783.02	110.63	3,160,262.43	368.78
166395	313384B57	713	FHLB D N	6/23/2016	8/10/2016		0.320%	0.320%	1,800,000	1,799,232.00	128.00	1,799,580.00	220.00
166396	313384C23	713	FHLB D N	6/23/2016	8/15/2016		0.330%	0.330%	5,000	4,997.57	0.37	4,998.69	0.75
163475	3130A5ZA0	713	FHLB - BULLET	7/21/2015	8/16/2016		0.390%	0.390%	1,900,000	1,900,000.00	2,778.74	1,900,304.00	304.00
166436	313384D22	713	FHLB D N	6/29/2016	8/23/2016		0.300%	0.300%	1,000,000	999,541.67	16.67	999,690.83	132.49
166466	313384F87	713	FHLB D N	6/30/2016	9/14/2016		0.310%	0.310%	4,205,000	4,202,248.06	36.21	4,202,722.29	438.02
166032	313589BX0	713	FNMA D N	5/11/2016	2/15/2017		0.450%	0.452%	507,500	505,723.75	323.53	506,273.26	225.98
713 Total									40,062,200	40,040,900.24	13,547.99	40,054,338.47	2,668.95
151208	825252869	714	AIM MONEY MARKET - D	3/1/2012	7/1/2016		0.114%	0.114%	10,759,100	10,759,100.00	43.69	10,759,100.00	0.00
166175	313384YZ6	714	FHLB D N	5/26/2016	7/5/2016		0.320%	0.320%	3,536,000	3,534,742.76	1,131.52	3,535,917.49	43.21
166276	46640PG56	714	CP - JP MORGAN	6/8/2016	7/5/2016		0.400%	0.400%	7,035,000	7,032,889.50	1,797.83	7,034,679.52	(7.81)
166356	36164JG65	714	CP - G.E. TREASURY	6/16/2016	7/6/2016		0.330%	0.330%	9,999,900	9,998,066.69	1,374.98	9,999,330.56	(111.11)
166406	313384ZC6	714	FHLB D N	6/24/2016	7/8/2016		0.260%	0.260%	3,927,602.84	3,927,602.84	198.58	3,927,839.61	38.19
166357	30229AG86	714	CP - EXXON MOBIL	6/16/2016	7/8/2016		0.370%	0.370%	4,300,000	4,299,027.72	662.92	4,299,657.19	(33.45)
166417	64105RGB0	714	CP - NESTLE FINANCIA	6/27/2016	7/11/2016		0.360%	0.360%	5,000,000	4,999,300.00	200.00	4,999,430.56	(69.44)
166340	89233GGD2	714	CP - TOYOTA MOTOR	6/15/2016	7/13/2016		0.320%	0.320%	4,159,000	4,157,964.87	591.50	4,158,431.60	(124.77)
166375	30229AGD5	714	CP - EXXON MOBIL	6/20/2016	7/13/2016		0.370%	0.370%	4,512,000	4,510,933.41	510.11	4,511,383.36	(60.16)
166358	89233GGE0	714	CP - TOYOTA MOTOR	6/16/2016	7/14/2016		0.320%	0.320%	25,000,000	24,993,777.78	3,333.33	24,996,298.61	(812.50)
166383	36164JGE8	714	CP - G.E. TREASURY	6/22/2016	7/14/2016		0.330%	0.330%	3,817,500	3,816,730.14	314.94	3,816,934.80	(110.28)
166394	38480JGJ0	714	CP - GRAINGER	6/23/2016	7/18/2016		0.400%	0.400%	4,000,000	3,998,888.89	355.56	3,999,225.56	(18.89)
166300	59087AGK9	714	CP - METLIFE FUND	6/10/2016	7/19/2016		0.400%	0.400%	987,000	986,572.30	230.30	986,797.67	(4.94)
166359	30229AGK9	714	CP - EXXON MOBIL	6/16/2016	7/19/2016		0.370%	0.370%	9,376,000	9,372,819.97	1,445.47	9,374,077.92	(187.52)
165878	313384ZQ5	714	FHLB D N	4/20/2016	7/20/2016		0.342%	0.342%	513,400	512,956.17	351.16	513,343.10	35.77
166207	313384ZQ5	714	FHLB D N	5/31/2016	7/20/2016		0.350%	0.350%	33,000	32,983.96	9.94	32,996.34	2.44
166427	30229AGM5	714	CP - EXXON MOBIL	6/28/2016	7/21/2016		0.400%	0.400%	4,852,300	4,851,059.97	161.74	4,851,194.75	(26.96)
166418	30229AGT0	714	CP - EXXON MOBIL	6/27/2016	7/27/2016		0.400%	0.400%	7,856,000	7,853,381.33	349.16	7,853,673.75	(56.74)
166462	89233GH25	714	CP - TOYOTA MOTOR	6/30/2016	8/2/2016		0.400%	0.400%	2,000,000	1,999,266.67	22.22	1,999,271.11	(17.78)
166457	64105RH86	714	CP - NESTLE FINANCIA	6/30/2016	8/8/2016		0.370%	0.370%	8,465,800	8,462,406.63	87.01	8,462,136.19	(357.45)
166434	313384C64	714	FHLB D N	6/29/2016	8/19/2016		0.300%	0.300%	3,000,000	2,998,725.00	50.00	2,999,142.50	367.50
166435	313384C64	714	FHLB D N	6/29/2016	8/19/2016		0.300%	0.300%	2,300,000	2,299,022.50	38.33	2,299,342.58	281.75
166463	313384E96	714	FHLB D N	6/30/2016	9/7/2016		0.300%	0.300%	4,626,700	4,624,039.65	38.56	4,624,427.78	349.57

MIAMI-DADE COUNTY
REPORT WRITER
AS OF DATE: June 30, 2016
SORTING ORDER: FUND ICC#

INVTMNT NUMBER	CUSIP NUMBER	FUND NUMBER	DESCRIPTION	PURCHASE SET DATE	MATURITY DATE	CALL DATE	INTEREST RATE	YTM TRADING	SCHEDULED PAR VALUE	CURRENT BOOK VALUE	PERIOD END INTEREST ACRL	MARKET VALUE	UNREALIZED GAIN/LOSS
714 Total									130,056,700	130,022,258.75	13,298.85	130,034,632.55	(881.37)
153349	316175108	740	FIDELITY GOVT FUND -	9/25/2012	7/1/2016		0.226%	0.226%	0	0.00	0.00	0.00	0.00
166103	313384ZG7	740	FHLB D N	5/19/2016	7/12/2016		0.320%	0.320%	885,000	884,575.20	338.27	884,943.21	29.74
164218	313312J35	740	FFCB D N	10/7/2015	10/3/2016		0.360%	0.361%	23,115,000	23,031,323.70	61,948.20	23,096,893.25	3,621.35
166087	313384J34	740	FHLB D N	5/19/2016	10/3/2016		0.410%	0.411%	26,115,000	26,074,253.35	12,789.09	26,094,543.25	7,500.81
166361	313384J34	740	FHLB D N	6/16/2016	10/3/2016		0.350%	0.350%	26,988,000	26,959,400.22	3,935.75	26,966,859.40	3,523.43
165656	313396J38	740	FHLMC D N	3/22/2016	10/3/2016		0.400%	0.401%	6,013,000	5,999,971.83	6,747.92	6,008,289.82	1,570.07
165661	313396J38	740	FHLMC D N	3/23/2016	10/3/2016		0.400%	0.401%	6,960,000	6,944,997.33	7,733.34	6,954,548.00	1,817.33
165768	313396J38	740	FHLMC D N	4/1/2016	10/3/2016		0.430%	0.431%	39,147,000	39,060,496.00	42,550.62	39,116,334.85	13,288.23
165771	313396J38	740	FHLMC D N	4/4/2016	10/3/2016		0.440%	0.441%	40,000	39,911.02	43.02	39,968.67	14.63
165824	313588J30	740	FNMA D N	4/14/2016	10/3/2016		0.350%	0.351%	27,033,000	26,987,794.82	20,500.02	27,011,824.15	3,529.31
740 Total									156,296,000	155,982,723.47	156,586.23	156,174,204.60	34,894.90
152295	316175108	741	FIDELITY GOVT FUND -	6/22/2012	7/1/2016		0.258%	0.258%	0	0.00	-4.20	0.00	0.00
166433	64105RGC8	741	CP - NESTLE FINANCA	6/29/2016	7/12/2016		0.320%	0.320%	15,159,000	15,157,248.29	269.49	15,157,100.91	(416.87)
163888	313312E30	741	FFCB D N	9/8/2015	9/1/2016		0.430%	0.432%	1,480,000	1,473,653.68	5,250.30	1,479,337.29	433.31
166135	313588F26	741	FNMA D N	5/24/2016	9/8/2016		0.355%	0.355%	734,000	733,225.53	275.05	733,634.22	133.64
163963	3133EFCF2	741	FFCB - BULLET	9/14/2015	9/8/2016		0.440%	0.450%	2,000,000	1,999,898.33	2,762.22	1,999,940.00	41.67
161593	3133EFA3	741	FFCB - BULLET	12/19/2014	12/15/2016		0.720%	0.745%	3,500,000	3,499,561.90	1,120.00	3,503,780.00	4,218.10
165750	313385BS4	741	FHLB D N	3/31/2016	2/10/2017		0.650%	0.654%	160,000	159,087.11	265.78	159,621.69	268.80
166271	313589BS1	741	FNMA D N	6/8/2016	2/10/2017		0.490%	0.492%	331,000	329,887.20	103.62	330,217.37	226.55
165823	3134G8Y78	741	FHLMC STEP UP	4/28/2016	4/28/2017	10/28/2016	1.000%	1.000%	1,500,000	1,500,000.00	2,625.00	1,500,585.00	585.00
161588	3134G3G46	741	FHLMC C I	12/18/2014	9/12/2017	7/5/2016	1.000%	1.040%	3,000,000	2,997,632.44	9,083.33	3,013,320.00	15,687.56
154392	3133ECA95	741	FFCB C I	12/28/2012	9/18/2017	7/5/2016	0.790%	0.833%	4,162,000	4,159,355.62	9,407.28	4,162,083.24	2,727.62
161592	3130A3HF4	741	FHLB - BULLET	12/19/2014	12/8/2017		1.125%	1.167%	1,080,000	1,079,335.73	776.25	1,087,398.00	8,062.27
154282	3136G14K2	741	FNMA C I	12/21/2012	12/21/2017	9/21/2016	0.900%	0.910%	1,988,000	1,987,702.24	497.00	1,988,516.88	814.64
155201	3133ECHS6	741	FFCB C I	3/12/2013	3/12/2018	7/5/2016	1.030%	1.071%	2,577,000	2,574,428.64	8,036.66	2,577,077.31	2,648.67
155340	3136G1JD2	741	FNMA C I	4/11/2013	4/11/2018	7/11/2016	1.100%	1.100%	3,009,000	3,009,000.00	7,355.33	3,009,090.27	90.27
155559	3134G42G2	741	FHLMC C I	4/30/2013	4/30/2018	7/30/2016	1.050%	1.052%	3,500,000	3,499,860.27	6,227.08	3,500,385.00	524.73
164446	3134G7T68	741	FHLMC C I	10/29/2015	7/27/2018	7/27/2016	1.000%	1.046%	1,709,000	1,707,057.76	7,310.72	1,709,375.98	2,318.22
163976	3134G7UJ8	741	FHLMC C I	9/21/2015	9/21/2018	9/21/2016	1.125%	1.125%	2,750,000	2,750,000.00	8,593.75	2,751,870.00	1,870.00
164130	3134G3Q94	741	FHLMC C I	9/29/2015	10/15/2018	7/15/2016	1.140%	1.150%	5,000,000	4,998,718.53	12,033.33	5,000,550.00	1,831.47
165465	3134G8KL2	741	FHLMC C I	2/26/2016	2/26/2019	8/26/2016	1.300%	1.300%	1,183,000	1,183,000.00	5,339.93	1,183,958.23	958.23
165381	3136G2ZF7	741	FNMA C I	2/26/2016	2/26/2019	8/26/2016	1.200%	1.200%	3,015,000	3,015,000.00	12,562.50	3,016,236.15	1,236.15
166159	3134G9HA8	741	FHLMC C I	5/25/2016	5/24/2019	8/24/2016	1.350%	1.379%	1,850,000	1,848,515.38	2,566.88	1,851,017.50	2,571.50
166412	3135G0K93	741	FNMA C I	6/28/2016	6/28/2019	12/28/2016	1.250%	1.250%	4,900,000	4,900,000.00	510.42	4,903,675.00	3,675.00
164254	3134G7X89	741	FHLMC C I	10/29/2015	7/29/2019	7/29/2016	1.400%	1.400%	5,000,000	5,000,000.00	29,555.56	5,002,900.00	2,900.00
165018	3130A6YC5	741	FHLB C I	1/29/2016	7/29/2019	7/29/2016	1.650%	1.650%	3,250,000	3,250,000.00	22,641.67	3,251,137.50	1,137.50
165454	3136G3BF1	741	FNMA C I	2/26/2016	8/26/2019	8/26/2016	1.350%	1.350%	4,500,000	4,500,000.00	21,093.75	4,501,035.00	1,035.00
164349	3134G7Z79	741	FHLMC C I	10/29/2015	10/29/2019	7/29/2016	1.500%	1.500%	5,000,000	5,000,000.00	12,916.67	5,001,450.00	1,450.00
164445	3136G2RQ2	741	FNMA C I	10/29/2015	10/29/2019	7/29/2016	1.400%	1.400%	3,300,000	3,300,000.00	7,956.67	3,300,561.00	561.00
166187	3136G3RC1	741	FNMA C I	5/27/2016	11/25/2019	11/25/2016	1.400%	1.400%	4,200,000	4,200,000.00	5,553.33	4,204,074.00	4,074.00
165455	3134G8N62	741	FHLMC C I	2/26/2016	11/26/2019	8/26/2016	1.470%	1.470%	5,300,000	5,300,000.00	7,574.58	5,302,650.00	2,650.00
166448	3136G3WR2	741	FNMA C I	6/30/2016	12/30/2019	6/30/2017	1.000%	1.000%	5,300,000	5,300,000.00	147.22	5,289,506.00	(10,494.00)
166362	3136G3TH8	741	FNMA C I	6/27/2016	3/27/2020	12/27/2016	1.300%	1.300%	4,800,000	4,800,000.00	693.33	4,804,320.00	4,320.00
166259	3136G3RZ0	741	FNMA C I	6/23/2016	6/23/2020	12/23/2016	1.500%	1.500%	3,000,000	3,000,000.00	1,000.00	3,002,730.00	2,730.00
165419	3130A7CT0	741	FHLB C I	2/26/2016	8/26/2020	8/26/2016	1.560%	1.560%	3,600,000	3,600,000.00	19,500.00	3,601,296.00	1,296.00
166446	3136G3WY7	741	FNMA C I	6/30/2016	9/30/2020	12/30/2016	1.270%	1.270%	7,665,000	7,665,000.00	270.40	7,647,140.55	(17,859.45)
165029	3130A6YE1	741	FHLB C I	1/29/2016	1/29/2021	7/29/2016	2.050%	2.050%	5,000,000	5,000,000.00	43,277.78	5,006,500.00	6,500.00
165299	3130A7BT1	741	FHLB C I	2/26/2016	2/26/2021	8/26/2016	1.730%	1.730%	3,880,000	3,880,000.00	23,306.94	3,883,530.80	3,530.80
165480	3136G3CV5	741	FNMA C I	3/16/2016	3/16/2021	9/16/2016	1.760%	1.760%	3,595,000	3,595,000.00	18,454.33	3,597,372.70	2,372.70
165632	3134G8SF7	741	FHLMC C I	3/30/2016	3/30/2021	9/30/2016	1.900%	1.900%	3,500,000	3,500,000.00	16,809.72	3,504,165.00	4,165.00
165865	3135G0J87	741	FNMA C I	4/28/2016	4/28/2021	10/28/2016	1.650%	1.654%	3,200,000	3,199,360.00	9,240.00	3,203,040.00	3,680.00
166005	3135G0J87	741	FNMA C I	5/9/2016	4/28/2021	10/28/2016	1.650%	1.656%	3,515,000	3,515,717.65	10,149.57	3,518,339.25	4,393.75
165845	3134G8ZS1	741	FHLMC C I	4/29/2016	4/29/2021	7/29/2016	1.750%	1.750%	1,632,000	1,632,000.00	4,918.67	1,632,391.68	391.68

MIAMI-DADE COUNTY
REPORT WRITER
AS OF DATE: June 30, 2016
SORTING ORDER: FUND ICC#

INVTMNT NUMBER	CUSIP NUMBER	FUND NUMBER	DESCRIPTION	PURCHASE SET DATE	MATURITY DATE	CALL DATE	INTEREST RATE	YTM TRADING	SCHEDULED PAR VALUE	CURRENT BOOK VALUE	PERIOD END INTEREST ACRL	MARKET VALUE	UNREALIZED GAIN/LOSS
165879	3134G9BP1	741	FHLMC C I	5/12/2016	5/12/2021	8/12/2016	1.750%	1.750%	4,200,000	4,200,000.00	10,004.17	4,201,596.00	1,596.00
165957	3134G9FT9	741	FHLMC C I	5/24/2016	5/24/2021	8/24/2016	1.875%	1.875%	4,000,000	4,000,000.00	7,708.33	4,002,080.00	2,080.00
166126	3136G3QU2	741	FNMA C I	5/25/2016	5/25/2021	11/25/2016	1.750%	1.750%	6,000,000	6,000,000.00	10,500.00	6,025,020.00	25,020.00
166140	3134G9PM3	741	FHLMC C I	5/26/2016	5/26/2021	8/26/2016	1.830%	1.830%	4,400,000	4,400,000.00	7,828.33	4,402,332.00	2,332.00
166141	3134G9NC7	741	FHLMC C I	5/26/2016	5/26/2021	8/26/2016	1.700%	1.710%	5,600,000	5,597,200.00	9,255.56	5,600,560.00	3,360.00
166212	3136G3RT4	741	FNMA C I	6/7/2016	6/7/2021	12/7/2016	1.800%	1.800%	4,500,000	4,500,000.00	5,400.00	4,509,630.00	9,630.00
166447	3136G3SJ5	741	FNMA C I	6/30/2016	6/30/2021	12/30/2016	1.500%	1.500%	3,555,000	3,555,000.00	148.13	3,555,426.60	426.60
741 Total									176,079,000	176,051,446.30	408,872.43	176,169,554.12	113,785.11
164540	316175108	742	FIDELITY GOVT FUND -	11/9/2015	7/1/2016		0.001%	0.001%	0	0.00	-0.14	0.00	0.00
166136	3134G8LP2	742	FHLMC C I	5/24/2016	2/26/2019	8/26/2016	1.350%	1.350%	53,000	53,174.90	248.44	53,036.57	36.57
742 Total									53,000	53,174.90	248.30	53,036.57	36.57
151209	825252869	756	AIM MONEY MARKET - D	3/1/2012	7/1/2016		0.010%	0.010%	0	0.00	0.00	0.00	0.00
166292	89233GGF7	756	CP - TOYOTA MOTOR	6/10/2016	7/15/2016		0.350%	0.350%	436,200	436,051.57	89.06	436,130.45	(10.18)
756 Total									436,200	436,051.57	89.06	436,130.45	(10.18)
151210	825252869	760	AIM MONEY MARKET - D	3/1/2012	7/1/2016		0.108%	0.108%	0	0.00	-0.01	0.00	0.00
163385	3133EE3Q1	760	FFCB - BULLET	7/13/2015	7/13/2016		0.350%	0.350%	2,500,000	2,500,000.00	4,083.33	2,500,100.00	100.00
163522	313384ZN2	760	FHLB D N	7/27/2015	7/18/2016		0.360%	0.361%	559,800	557,801.51	1,903.32	559,744.49	39.66
166284	59087AGK9	760	CP - METLIFE FUND	6/9/2016	7/19/2016		0.400%	0.400%	2,854,000	2,852,731.56	697.64	2,853,414.93	(14.27)
166302	59087AGK9	760	CP - METLIFE FUND	6/10/2016	7/19/2016		0.400%	0.400%	5,990,000	5,987,404.33	1,397.67	5,988,772.05	(29.95)
166308	59087AGK9	760	CP - METLIFE FUND	6/13/2016	7/19/2016		0.400%	0.400%	2,121,000	2,120,151.60	424.20	2,120,565.20	(10.61)
166152	313384ZQ5	760	FHLB D N	5/25/2016	7/20/2016		0.340%	0.340%	1,466,000	1,465,224.65	512.28	1,465,837.52	100.59
166428	30229AGM5	760	CP - EXXON MOBIL	6/28/2016	7/21/2016		0.400%	0.400%	6,317,700	6,316,085.48	210.59	6,316,260.97	(35.10)
163877	313312B66	760	FFCB D N	9/4/2015	8/11/2016		0.420%	0.422%	751,000	748,003.51	2,637.26	750,820.39	179.62
163454	3133EE4G2	760	FFCB - BULLET	7/20/2015	8/11/2016		0.400%	0.400%	5,000,000	5,000,000.00	7,777.78	5,000,750.00	750.00
163940	313312E30	760	FFCB D N	9/10/2015	9/1/2016		0.430%	0.432%	4,510,000	4,490,768.61	15,891.48	4,507,980.52	1,320.43
163939	313384E39	760	FHLB D N	9/10/2015	9/1/2016		0.450%	0.452%	2,512,000	2,500,790.20	9,263.00	2,510,875.18	821.98
164023	313312E48	760	FFCB D N	9/21/2015	9/2/2016		0.430%	0.432%	413,500	411,786.16	1,402.68	413,311.86	123.02
163950	313396E82	760	FHLMC D N	9/11/2015	9/6/2016		0.410%	0.412%	3,386,000	3,372,078.84	11,337.45	3,384,361.55	945.26
164244	313588E92	760	FNMA D N	10/8/2015	9/7/2016		0.290%	0.291%	1,185,000	1,181,802.15	2,548.73	1,184,418.03	67.15
163960	313396F24	760	FHLMC D N	9/14/2015	9/8/2016		0.410%	0.412%	434,000	432,220.60	1,438.35	433,783.72	124.77
162534	3133EEXS4	760	FFCB - BULLET	4/8/2015	9/8/2016		0.450%	0.491%	5,199,000	5,197,936.76	7,343.59	5,198,792.04	855.28
164298	313312F62	760	FFCB D N	10/15/2015	9/12/2016		0.340%	0.341%	1,572,000	1,567,056.06	3,860.13	1,571,171.21	255.02
164018	313312F96	760	FFCB D N	9/17/2015	9/15/2016		0.500%	0.503%	743,000	739,243.72	2,972.00	742,592.18	376.46
164178	313384G29	760	FHLB D N	10/1/2015	9/16/2016		0.400%	0.402%	3,124,000	3,111,816.39	9,510.85	3,122,262.71	935.47
165641	313384G29	760	FHLB D N	3/18/2016	9/16/2016		0.490%	0.491%	1,066,000	1,063,359.28	1,523.49	1,065,407.19	524.42
162600	3133EEZB9	760	FFCB - BULLET	4/16/2015	9/16/2016		0.450%	0.490%	4,421,000	4,420,111.46	5,802.56	4,421,080.42	976.96
164136	313312H52	760	FFCB D N	9/29/2015	9/27/2016		0.410%	0.412%	278,000	276,847.54	873.84	277,823.32	101.94
164180	313312H52	760	FFCB D N	10/1/2015	9/27/2016		0.410%	0.412%	3,370,000	3,356,106.24	10,516.27	3,367,858.18	1,235.67
164199	313312J35	760	FFCB D N	10/5/2015	10/3/2016		0.360%	0.361%	515,000	513,125.40	1,390.50	514,596.58	80.68
164213	313312J35	760	FFCB D N	10/6/2015	10/3/2016		0.360%	0.361%	2,613,000	2,603,514.81	7,028.97	2,610,953.15	409.37
164223	313312J35	760	FFCB D N	10/7/2015	10/3/2016		0.360%	0.361%	8,000,000	7,971,040.00	21,440.00	7,993,733.33	1,253.33
164251	313312J35	760	FFCB D N	10/9/2015	10/3/2016		0.360%	0.361%	1,041,000	1,037,252.40	2,769.06	1,040,184.55	163.09
164271	313312J35	760	FFCB D N	10/14/2015	10/3/2016		0.360%	0.361%	1,730,000	1,723,858.50	4,515.30	1,728,644.83	271.03
166349	313384J34	760	FHLB D N	6/15/2016	10/3/2016		0.350%	0.350%	3,224,000	3,220,552.11	501.51	3,221,474.53	420.91
165981	313588J48	760	FNMA D N	5/4/2016	10/4/2016		0.330%	0.330%	13,000	12,981.77	6.91	12,989.71	1.03
165790	313384J59	760	FHLB D N	4/7/2016	10/5/2016		0.430%	0.431%	4,989,700	4,978,912.55	5,065.93	4,985,708.24	1,729.76
166455	313384J59	760	FHLB D N	6/30/2016	10/5/2016		0.350%	0.350%	1,848,000	1,846,257.23	17.97	1,846,521.60	246.40
165010	313396J53	760	FHLMC D N	1/4/2016	10/5/2016		0.575%	0.578%	456,000	453,997.08	1,303.72	455,635.20	334.40
165756	313396J53	760	FHLMC D N	3/31/2016	10/5/2016		0.410%	0.411%	450,000	449,036.50	471.50	449,640.00	132.00
164245	313312J76	760	FFCB D N	10/8/2015	10/7/2016		0.370%	0.371%	5,000,000	4,981,243.06	13,720.83	4,995,916.67	952.78
164246	313312J76	760	FFCB D N	10/8/2015	10/7/2016		0.370%	0.371%	5,000,000	4,981,243.06	13,720.83	4,995,916.67	952.78
164329	313312J76	760	FFCB D N	10/16/2015	10/7/2016		0.360%	0.361%	1,500,000	1,494,645.00	3,885.00	1,498,775.00	245.00
164719	313588K38	760	FNMA D N	11/30/2015	10/11/2016		0.500%	0.502%	35,500	35,344.19	105.52	35,469.83	20.12
165783	313396L35	760	FHLMC D N	4/6/2016	10/19/2016		0.380%	0.381%	333,000	332,311.06	302.29	332,694.75	81.40

MIAMI-DADE COUNTY
REPORT WRITER
AS OF DATE: June 30, 2016
SORTING ORDER: FUND ICC#

INVTMNT NUMBER	CUSIP NUMBER	FUND NUMBER	DESCRIPTION	PURCHASE SET DATE	MATURITY DATE	CALL DATE	INTEREST RATE	YTM TRADING	SCHEDULED PAR VALUE	CURRENT BOOK VALUE	PERIOD END INTEREST ACRL	MARKET VALUE	UNREALIZED GAIN/LOSS
164495	313312N22	760	FFCB D N	11/4/2015	11/3/2016		0.490%	0.492%	540,000	537,317.25	1,764.00	539,400.00	318.75
162728	3133EEG20	760	FFCB - BULLET	5/4/2015	11/4/2016		0.480%	0.524%	3,000,000	2,999,341.20	2,280.00	3,000,450.00	1,108.80
162800	3133EEG20	760	FFCB - BULLET	5/12/2015	11/4/2016		0.480%	0.588%	2,500,000	2,498,666.33	1,900.00	2,500,375.00	1,708.67
165723	313397AL5	760	FHLMC D N	3/29/2016	1/11/2017		0.500%	0.502%	10,500	10,458.00	13.71	10,478.50	6.79
165891	313397AL5	760	FHLMC D N	4/21/2016	1/11/2017		0.435%	0.436%	120,000	119,615.75	102.95	119,754.27	35.57
165391	313313BZ0	760	FFCB D N	2/19/2016	2/17/2017		0.590%	0.594%	4,000,000	3,976,137.78	8,718.89	3,989,476.67	4,620.00
166400	313313DK1	760	FFCB D N	6/23/2016	3/23/2017		0.570%	0.572%	2,403,000	2,392,613.03	304.38	2,394,686.29	1,768.88
164391	3133EFLM7	760	FFCB - BULLET	10/27/2015	3/27/2017		0.520%	0.535%	5,000,000	4,999,260.74	6,788.89	4,998,150.00	(1,110.74)
166243	313589DY6	760	FNMA D N	6/2/2016	4/5/2017		0.640%	0.644%	115,500	114,869.63	59.55	115,054.17	124.99
164387	3133EFKR7	760	FFCB - BULLET	10/22/2015	4/21/2017		0.500%	0.554%	5,000,000	4,997,338.21	4,861.11	4,996,400.00	(938.21)
165140	912828SY7	760	TREASURY NOTES	1/22/2016	5/31/2017		0.625%	0.793%	921,600	920,064.58	487.87	922,429.44	2,364.86
165997	3130A7Z99	760	FHLB C I	5/11/2016	6/5/2017	12/5/2016	0.700%	0.700%	5,535,000	5,535,000.00	5,381.25	5,539,372.65	4,372.65
166407	313313HF8	760	FFCB D N	6/24/2016	6/23/2017		0.580%	0.583%	3,000,000	2,982,406.67	338.33	2,983,650.00	905.00
165518	3133EFK30	760	FFCB - BULLET	3/11/2016	7/7/2017		0.770%	0.827%	3,920,000	3,917,395.38	9,558.27	3,925,566.40	8,506.40
164395	3134G7W72	760	FHLMC C I	10/28/2015	7/28/2017	7/28/2016	0.700%	0.700%	2,500,000	2,500,000.00	7,437.50	2,500,525.00	525.00
165098	912828D49	760	TREASURY NOTES	1/15/2016	8/15/2017		0.875%	0.900%	2,600,000	2,599,040.61	8,562.50	2,609,646.00	10,605.39
164459	3134G74N8	760	FHLMC C I	11/18/2015	8/18/2017	8/18/2016	0.700%	0.700%	2,300,000	2,300,000.00	5,948.06	2,300,138.00	138.00
164474	3134G74N8	760	FHLMC C I	11/18/2015	8/18/2017	8/18/2016	0.700%	0.700%	2,900,000	2,900,000.00	7,499.72	2,900,174.00	174.00
164508	3134G82K4	760	FHLMC C I	11/25/2015	8/25/2017	8/25/2016	0.800%	0.843%	1,000,000	999,359.15	2,800.00	1,000,170.00	810.85
165331	3134G8L49	760	FHLMC C I	2/25/2016	8/25/2017	8/25/2016	0.800%	0.800%	3,842,000	3,842,000.00	10,757.60	3,843,498.38	1,498.38
165409	3134G8L49	760	FHLMC C I	2/25/2016	8/25/2017	8/25/2016	0.800%	0.800%	1,530,000	1,530,000.00	4,284.00	1,530,596.70	596.70
164593	313380EC7	760	FHLB - BULLET	11/16/2015	9/8/2017		0.750%	0.836%	1,520,000	1,518,062.30	3,578.33	1,521,824.00	3,761.70
165555	3134G8NM7	760	FHLMC C I	3/29/2016	9/29/2017	9/29/2016	0.850%	0.850%	4,000,000	4,000,000.00	6,888.89	4,002,560.00	2,560.00
164674	3134G7M81	760	FHLMC C I	11/23/2015	10/6/2017	7/6/2016	0.875%	0.956%	1,000,000	998,798.68	2,065.97	1,000,040.00	1,241.32
165099	3134G7M81	760	FHLMC C I	1/15/2016	10/6/2017	7/6/2016	0.875%	0.992%	3,355,000	3,349,174.02	6,931.34	3,355,134.20	5,960.18
165191	3134G7M81	760	FHLMC C I	1/28/2016	10/6/2017	7/6/2016	0.875%	0.935%	2,145,000	2,143,098.35	4,431.51	2,145,085.80	1,987.45
164602	3135G0RT2	760	FNMA - BULLET	11/17/2015	12/20/2017		0.875%	0.940%	2,928,000	2,925,169.92	782.83	2,938,335.84	13,165.92
154295	3136G14K2	760	FNMA C I	12/21/2012	12/21/2017	9/21/2016	0.900%	0.910%	3,012,000	3,011,548.86	753.00	3,012,783.12	1,234.26
166411	3134G9WU7	760	FHLMC C I	6/28/2016	12/28/2017	12/28/2016	0.800%	0.800%	2,700,000	2,700,000.00	180.00	2,701,890.00	1,890.00
155928	3133ECNZ3	760	FFCB C I	5/13/2013	2/9/2018	7/5/2016	0.840%	0.885%	2,300,000	2,297,965.43	7,620.67	2,300,023.00	2,057.57
155951	3135G0XG3	760	FNMA C I	5/21/2013	5/21/2018	8/21/2016	1.000%	1.033%	1,900,000	1,898,786.34	2,111.11	1,900,342.00	1,555.66
155953	3133834Y4	760	FHLB C I	5/29/2013	5/29/2018	7/5/2016	1.040%	1.040%	1,800,000	1,800,000.00	1,664.00	1,800,072.00	72.00
164390	3134G73Q2	760	FHLMC C I	10/27/2015	7/27/2018	7/27/2016	1.000%	1.000%	2,000,000	2,000,000.00	8,555.56	2,000,120.00	120.00
166035	3130A7S71	760	FHLB C I	5/11/2016	10/26/2018	10/26/2016	1.000%	1.004%	2,400,000	2,400,760.00	4,333.33	2,400,864.00	1,104.00
166188	3136G3NZ4	760	FNMA C I	5/27/2016	5/29/2020	11/29/2016	1.500%	1.500%	3,116,000	3,116,000.00	4,414.33	3,119,863.84	3,863.84
166158	3134G9FT9	760	FHLMC C I	5/25/2016	5/24/2021	8/24/2016	1.875%	1.879%	1,810,000	1,809,732.27	3,488.02	1,810,941.20	1,303.20
760 Total									185,244,800	184,944,621.85	329,621.79	185,206,716.77	97,055.68
151211	825252869	778	AIM MONEY MARKET - D	3/1/2012	7/1/2016		0.020%	0.020%	0	0.00	0.00	0.00	0.00
778 Total									0	0.00	0.00	0.00	0.00
151212	825252869	779	AIM MONEY MARKET - D	3/1/2012	7/1/2016		0.111%	0.111%	102,500	102,500.00	0.01	102,500.00	0.00
164867	313396ZA4	779	FHLMC D N	12/16/2015	7/6/2016		0.540%	0.542%	2,733,000	2,724,678.02	8,117.01	2,732,920.29	125.26
164938	313588ZH1	779	FNMA D N	12/23/2015	7/13/2016		0.545%	0.547%	1,580,000	1,575,144.35	4,568.62	1,579,889.40	176.43
163523	313384ZN2	779	FHLB D N	7/27/2015	7/18/2016		0.360%	0.361%	89,200	88,881.56	303.28	89,191.15	6.31
166309	59087AGK9	779	CP - METLIFE FUND	6/13/2016	7/19/2016		0.400%	0.400%	1,003,000	1,002,598.80	200.60	1,002,794.39	(5.02)
165009	313588ZQ1	779	FNMA D N	1/4/2016	7/20/2016		0.490%	0.491%	601,000	599,380.31	1,464.27	600,933.39	88.81
165026	313396ZX4	779	FHLMC D N	1/6/2016	7/27/2016		0.505%	0.506%	439,000	437,749.89	1,090.00	438,933.42	93.53
165782	64105RGT1	779	CP - NESTLE FINANCA	4/6/2016	7/27/2016		0.580%	0.581%	220,000	219,603.02	304.82	219,934.86	27.02
165053	313396A60	779	FHLMC D N	1/12/2016	8/3/2016		0.510%	0.511%	263,000	262,239.93	637.12	262,949.37	72.32
165186	313396B51	779	FHLMC D N	1/28/2016	8/10/2016		0.440%	0.441%	1,500,000	1,496,425.00	2,841.67	1,499,650.00	383.33
164370	313588B61	779	FNMA D N	10/21/2015	8/11/2016		0.270%	0.271%	1,749,000	1,745,130.34	3,331.84	1,748,581.70	119.52
165309	313588C45	779	FNMA D N	2/11/2016	8/17/2016		0.370%	0.371%	493,000	492,047.41	714.44	492,864.84	102.99
165190	912828D64	779	TREASURY NOTES	1/28/2016	8/31/2016		0.500%	0.520%	2,400,000	2,399,761.72	4,010.87	2,400,792.00	1,030.28
163894	313312E30	779	FFCB D N	9/8/2015	9/1/2016		0.430%	0.432%	1,410,000	1,403,953.84	5,001.98	1,409,368.63	412.81
164024	313312E48	779	FFCB D N	9/21/2015	9/2/2016		0.430%	0.432%	161,500	160,830.63	547.84	161,426.52	48.05

MIAMI-DADE COUNTY
REPORT WRITER
AS OF DATE: June 30, 2016
SORTING ORDER: FUND ICC#

INVTMNT NUMBER	CUSIP NUMBER	FUND NUMBER	DESCRIPTION	PURCHASE SET DATE	MATURITY DATE	CALL DATE	INTEREST RATE	YTM TRADING	SCHEDULED PAR VALUE	CURRENT BOOK VALUE	PERIOD END INTEREST ACRL	MARKET VALUE	UNREALIZED GAIN/LOSS
166464	313384E96	779	FHLB D N	6/30/2016	9/7/2016		0.300%	0.300%	89,300	89,248.65	0.74	89,256.14	6.75
165340	313588E92	779	FNMA D N	2/17/2016	9/7/2016		0.450%	0.451%	1,822,800	1,818,174.65	3,075.97	1,821,904.80	654.18
163919	3133EFCF2	779	FFCB - BULLET	9/9/2015	9/8/2016		0.440%	0.440%	1,851,000	1,851,000.00	2,556.44	1,850,944.47	(55.53)
164299	313312F62	779	FFCB D N	10/15/2015	9/12/2016		0.340%	0.341%	428,000	426,653.94	1,050.98	427,774.35	69.43
164179	313384G29	779	FHLB D N	10/1/2015	9/16/2016		0.400%	0.402%	576,000	573,753.59	1,753.61	575,679.68	172.48
165187	313396G72	779	FHLMC D N	1/28/2016	9/21/2016		0.500%	0.502%	2,580,000	2,571,507.50	5,554.17	2,578,472.07	1,410.40
166279	313384H69	779	FHLB D N	6/8/2016	9/28/2016		0.380%	0.380%	1,580,000	1,578,132.09	383.59	1,578,984.41	468.73
165791	313384J59	779	FHLB D N	4/7/2016	10/5/2016		0.430%	0.431%	10,300	10,277.73	10.46	10,291.76	3.57
164720	313588K38	779	FNMA D N	11/30/2015	10/11/2016		0.500%	0.502%	77,500	77,159.86	230.35	77,434.13	43.92
165550	3130A3CW2	779	FHLB - BULLET	3/9/2016	10/17/2016		0.500%	0.583%	495,000	494,797.09	508.75	495,168.30	371.21
165941	313588M28	779	FNMA D N	4/28/2016	10/26/2016		0.400%	0.401%	816,000	814,358.93	580.27	815,204.40	265.20
165819	313396M91	779	FHLMC D N	4/13/2016	11/2/2016		0.365%	0.366%	788,000	786,378.14	631.17	787,131.45	122.14
165839	313384N88	779	FHLB D N	4/14/2016	11/9/2016		0.430%	0.431%	1,358,000	1,354,609.90	1,265.20	1,356,418.68	543.58
166020	313396P72	779	FHLMC D N	5/10/2016	11/16/2016		0.370%	0.371%	327,000	326,361.44	174.76	326,598.88	62.68
166350	313396Q63	779	FHLMC D N	6/15/2016	11/23/2016		0.425%	0.426%	575,000	573,907.10	108.61	574,258.89	243.18
165493	3130A3J70	779	FHLB - BULLET	3/2/2016	11/23/2016		0.625%	0.625%	619,600	619,600.00	408.76	619,934.58	334.58
166386	313396S46	779	FHLMC D N	6/22/2016	12/7/2016		0.410%	0.411%	500,000	499,043.33	51.25	499,205.00	110.42
165472	313588T88	779	FNMA D N	2/29/2016	12/19/2016		0.490%	0.492%	12,000	11,951.98	20.09	11,979.48	7.41
165707	313312U24	779	FFCB D N	3/28/2016	12/21/2016		0.650%	0.653%	2,401,000	2,389,381.83	4,118.38	2,396,846.27	3,346.06
166422	313397AD3	779	FHLMC D N	6/27/2016	1/4/2017		0.350%	0.351%	1,032,000	1,030,083.63	40.13	1,029,962.95	(160.81)
165871	3130A7T62	779	FHLB - BULLET	4/20/2016	1/18/2017		0.550%	0.550%	1,241,700	1,241,737.94	1,384.84	1,242,569.19	869.19
165894	313385AU0	779	FHLB D N	4/22/2016	1/19/2017		0.540%	0.542%	427,000	425,257.84	448.35	426,089.54	383.35
166399	313397BA8	779	FHLMC D N	6/23/2016	1/25/2017		0.420%	0.421%	1,928,000	1,923,141.44	179.95	1,923,766.97	445.58
165125	912828B74	779	TREASURY NOTES	1/21/2016	2/15/2017		0.625%	0.654%	1,747,000	1,746,490.36	4,109.52	1,748,886.76	2,396.40
166033	313589BX0	779	FNMA D N	5/11/2016	2/15/2017		0.450%	0.452%	50,800	50,622.20	32.39	50,677.21	22.62
166440	313397CM1	779	FHLMC D N	6/29/2016	3/1/2017		0.420%	0.421%	2,516,000	2,508,808.43	58.71	2,508,017.99	(849.15)
166113	313589CM3	779	FNMA D N	5/20/2016	3/1/2017		0.580%	0.583%	707,000	703,753.69	478.40	704,757.04	524.95
166072	313589DH3	779	FNMA D N	5/17/2016	3/21/2017		0.500%	0.502%	2,054,000	2,045,213.44	1,283.75	2,046,947.36	450.17
166238	313589DY6	779	FNMA D N	6/2/2016	4/5/2017		0.640%	0.644%	400,000	397,816.89	206.22	398,456.00	432.89
166209	313385ET9	779	FHLB D N	5/31/2016	4/24/2017		0.700%	0.704%	81,200	80,682.12	48.95	80,865.46	134.39
166240	3130A8CP6	779	FHLB - BULLET	6/2/2016	6/1/2017		0.750%	0.770%	1,600,000	1,599,713.33	1,000.00	1,603,312.00	3,632.00
164509	3134G82K4	779	FHLMC C I	11/25/2015	8/25/2017	8/25/2016	0.800%	0.843%	500,000	499,679.58	1,400.00	500,085.00	405.42
165192	3134G7M81	779	FHLMC C I	1/28/2016	10/6/2017	7/6/2016	0.875%	0.935%	1,495,000	1,493,674.61	3,088.62	1,495,059.80	1,385.19
165773	3134G7U25	779	FHLMC C I	4/4/2016	10/27/2017	7/27/2016	0.800%	0.848%	1,000,000	999,281.52	1,422.22	1,000,110.00	828.48
165411	3136G2ZG5	779	FNMA C I	2/26/2016	8/26/2019	8/26/2016	1.300%	1.300%	2,700,000	2,700,000.00	12,187.50	2,701,485.00	1,485.00
779 Total									51,130,400	51,023,179.59	82,987.47	51,097,265.97	23,247.70
151213	825252869	796	AIM MONEY MARKET - D	3/1/2012	7/1/2016		0.010%	0.010%	0	0.00	0.01	0.00	0.00
166293	89233GGF7	796	CP - TOYOTA MOTOR	6/10/2016	7/15/2016		0.350%	0.350%	64,900	64,877.92	13.25	64,889.65	(1.52)
796 Total									64,900	64,877.92	13.26	64,889.65	(1.52)
151214	8.25E+08	1010	AIM MONEY MARKET - D	3/1/2012	7/1/2016		0.010%	0.010%	0	0.00	3.02	0.00	0.00
166294	89233GGF7	1010	CP - TOYOTA MOTOR	6/10/2016	7/15/2016		0.350%	0.350%	742,900	742,647.21	151.67	742,781.55	(17.33)
166295	64105RGF1	1010	CP - NESTLE FINANCA	6/10/2016	7/15/2016		0.350%	0.350%	2,200,000	2,199,251.39	449.17	2,199,649.22	(51.34)
166296	89233GGF7	1010	CP - TOYOTA MOTOR	6/10/2016	7/15/2016		0.380%	0.380%	5,015,000	5,013,147.26	1,111.64	5,014,200.39	(58.51)
1010 Total									7,957,900	7,955,045.86	1,715.50	7,956,631.16	(127.18)
166120	313384YV5	1047	FHLB D N	5/23/2016	7/1/2016		0.320%	0.320%	1,600,000	1,599,445.33	554.67	1,600,000.00	0.00
166125	313384YV5	1047	FHLB D N	5/23/2016	7/1/2016		0.300%	0.300%	412,500	412,365.94	134.06	412,500.00	0.00
165208	313396YV9	1047	FHLMC D N	1/29/2016	7/1/2016		0.360%	0.361%	9,938,000	9,922,695.48	15,304.52	9,938,000.00	0.00
165117	313588YV1	1047	FNMA D N	1/20/2016	7/1/2016		0.430%	0.431%	2,415,000	2,410,298.13	4,701.87	2,415,000.00	0.00
162763	3130A5AX7	1047	FHLB - BULLET	5/8/2015	7/1/2016		0.345%	0.345%	4,715,000	4,715,000.00	8,133.38	4,715,000.00	0.00
154380	316175I08	1047	FIDELITY GOVT FUND -	12/27/2012	7/1/2016		0.245%	0.245%	1,204,200	1,204,200.00	0.00	1,204,200.00	0.00
162006	3133EEND8	1047	FFCB - BULLET	2/6/2015	9/6/2016		0.420%	0.420%	3,500,000	3,500,000.00	4,695.83	3,500,000.00	0.00
161987	3130A42D3	1047	FHLB - BULLET	2/4/2015	11/4/2016		0.530%	0.530%	1,500,000	1,500,000.00	1,258.75	1,500,525.00	525.00
165145	313397AC5	1047	FHLMC D N	1/22/2016	1/3/2017		0.600%	0.603%	3,000,000	2,982,650.00	8,050.00	2,994,110.00	3,410.00
165613	313397AC5	1047	FHLMC D N	3/16/2016	1/3/2017		0.570%	0.573%	7,000	6,967.53	11.86	6,986.26	6.87

MIAMI-DADE COUNTY
REPORT WRITER
AS OF DATE: June 30, 2016
SORTING ORDER: FUND ICC#

INVTMNT NUMBER	CUSIP NUMBER	FUND NUMBER	DESCRIPTION	PURCHASE SET DATE	MATURITY DATE	CALL DATE	INTEREST RATE	YTM TRADING	SCHEDULED PAR VALUE	CURRENT BOOK VALUE	PERIOD END INTEREST ACRL	MARKET VALUE	UNREALIZED GAIN/LOSS
166299	313397AC5	1047	FHLMC D N	6/10/2016	1/3/2017		0.480%	0.481%	1,009,000	1,006,215.16	282.52	1,007,019.00	521.32
165674	3134G8P29	1047	FHLMC C I	3/24/2016	12/8/2017	9/8/2016	1.000%	1.015%	1,880,000	1,879,505.60	1,201.11	1,880,996.40	1,490.80
1047 Total									31,180,700	31,139,343.17	44,328.57	31,174,336.66	5,953.99
151230	316175108	1048	FIDELITY GOVT FUND -	3/1/2012	7/1/2016		0.010%	0.010%	0	0.00	0.01	0.00	0.00
164116	313312B74	1048	FFCB D N	9/25/2015	8/12/2016		0.410%	0.412%	1,720,000	1,713,692.38	5,484.89	1,719,578.60	401.33
165508	313384B73	1048	FHLB D N	3/3/2016	8/12/2016		0.475%	0.476%	11,400	11,375.63	18.05	11,397.21	3.53
166423	313384B73	1048	FHLB D N	6/27/2016	8/12/2016		0.315%	0.315%	3,045,000	3,043,774.39	106.57	3,044,253.98	373.02
165640	313588B79	1048	FNMA D N	3/18/2016	8/12/2016		0.360%	0.361%	11,000	10,983.83	11.55	10,997.31	1.93
166465	313384E96	1048	FHLB D N	6/30/2016	9/7/2016		0.300%	0.300%	12,000	11,993.10	0.10	11,994.11	0.91
165473	313588T88	1048	FNMA D N	2/29/2016	12/19/2016		0.490%	0.492%	26,000	25,895.96	43.53	25,955.54	16.05
166200	313588T88	1048	FNMA D N	5/27/2016	12/19/2016		0.450%	0.451%	30,100	30,022.49	13.17	30,048.53	12.87
166210	313385E79	1048	FHLB D N	5/31/2016	4/24/2017		0.700%	0.704%	565,800	562,191.45	341.05	563,468.90	936.40
154395	3133ECA95	1048	FFCB C I	12/28/2012	9/18/2017	7/5/2016	0.790%	0.833%	2,838,000	2,836,196.85	6,414.67	2,838,056.76	1,859.91
154398	3135G0TD5	1048	FNMA C I	12/31/2012	12/28/2017	9/28/2016	1.000%	1.000%	2,232,000	2,232,000.00	186.00	2,232,401.76	401.76
165119	3134G8J59	1048	FHLMC C I	1/27/2016	1/27/2020	7/27/2016	1.530%	1.530%	2,400,000	2,400,000.00	15,708.00	2,400,840.00	840.00
165903	3134G9DV6	1048	FHLMC C I	5/26/2016	5/26/2021	8/26/2016	1.850%	1.850%	2,940,000	2,940,000.00	5,287.92	2,941,587.60	1,587.60
1048 Total									15,831,300	15,818,126.08	33,615.51	15,830,580.30	6,435.31
151231	316175108	1049	FIDELITY GOVT FUND -	3/1/2012	7/1/2016		0.254%	0.254%	2,888,775	2,888,775.04	-49.90	2,888,775.04	0.00
166097	313384ZA0	1049	FHLB D N	5/19/2016	7/6/2016		0.300%	0.300%	2,618,000	2,616,952.80	938.12	2,617,923.64	32.72
166084	313384ZH5	1049	FHLB D N	5/18/2016	7/13/2016		0.300%	0.300%	2,154,800	2,153,794.43	790.09	2,154,649.16	64.64
166151	313384ZQ5	1049	FHLB D N	5/25/2016	7/20/2016		0.350%	0.350%	4,696,000	4,693,443.31	1,689.24	4,695,479.53	346.98
165994	313384ZX0	1049	FHLB D N	5/5/2016	7/27/2016		0.285%	0.285%	1,178,000	1,177,225.96	531.57	1,177,821.34	63.81
166229	313384A41	1049	FHLB D N	6/1/2016	8/1/2016		0.320%	0.320%	3,025,200	3,023,559.67	806.72	3,024,652.94	286.55
166198	313384A66	1049	FHLB D N	5/27/2016	8/3/2016		0.320%	0.320%	3,331,000	3,328,986.60	1,036.31	3,330,358.78	335.87
166341	313384A66	1049	FHLB D N	6/15/2016	8/3/2016		0.300%	0.300%	1,700,000	1,699,305.83	226.67	1,699,672.75	140.25
166458	64105RH86	1049	CP - NESTLE FINANCIA	6/30/2016	8/8/2016		0.370%	0.370%	2,060,000	2,059,174.28	21.17	2,059,108.48	(86.97)
166278	313384B57	1049	FHLB D N	6/8/2016	8/10/2016		0.305%	0.305%	751,000	750,599.15	146.34	750,824.77	79.28
166342	313384B57	1049	FHLB D N	6/15/2016	8/10/2016		0.315%	0.315%	5,229,000	5,226,437.79	732.06	5,227,779.90	610.05
166384	313384D30	1049	FHLB D N	6/22/2016	8/24/2016		0.320%	0.320%	2,280,000	2,278,723.20	182.40	2,279,281.80	376.20
1049 Total									31,911,775	31,896,978.06	7,050.79	31,906,328.13	2,249.38
166119	313384YV5	1053	FHLB D N	5/23/2016	7/1/2016		0.300%	0.300%	287,400	287,306.60	93.40	287,400.00	0.00
151232	316175108	1053	FIDELITY GOVT FUND -	3/1/2012	7/1/2016		0.253%	0.253%	1,591,500	1,591,500.00	-44.63	1,591,500.00	0.00
165818	313384ZA0	1053	FHLB D N	4/13/2016	7/6/2016		0.340%	0.340%	1,980,000	1,978,429.20	1,477.30	1,979,942.25	35.75
166071	313384ZF9	1053	FHLB D N	5/17/2016	7/11/2016		0.290%	0.290%	1,700,000	1,699,246.81	616.25	1,699,900.83	37.77
166085	313384ZH5	1053	FHLB D N	5/18/2016	7/13/2016		0.300%	0.300%	2,885,900	2,884,553.25	1,058.16	2,885,697.99	86.58
166153	313588ZN8	1053	FNMA D N	5/25/2016	7/18/2016		0.300%	0.300%	1,900,000	1,899,145.00	585.83	1,899,811.58	80.75
166150	313384ZQ5	1053	FHLB D N	5/25/2016	7/20/2016		0.340%	0.340%	2,702,000	2,700,570.94	944.20	2,701,700.53	185.39
165850	313384ZV4	1053	FHLB D N	4/18/2016	7/25/2016		0.350%	0.350%	1,175,000	1,173,880.49	845.34	1,174,835.50	109.67
166121	313384ZX0	1053	FHLB D N	5/23/2016	7/27/2016		0.340%	0.340%	3,731,000	3,728,709.58	1,374.25	3,730,434.13	350.30
166197	313384A41	1053	FHLB D N	5/27/2016	8/1/2016		0.320%	0.320%	3,602,000	3,599,886.83	1,120.62	3,601,348.64	341.19
166231	313384A41	1053	FHLB D N	6/1/2016	8/1/2016		0.320%	0.320%	1,900,600	1,899,569.45	506.83	1,900,256.31	180.03
166376	313384A66	1053	FHLB D N	6/20/2016	8/3/2016		0.300%	0.300%	2,652,000	2,651,027.60	243.10	2,651,489.49	218.79
166351	313384B57	1053	FHLB D N	6/15/2016	8/10/2016		0.315%	0.315%	3,083,000	3,081,489.33	431.62	3,082,280.63	359.68
166397	313384C23	1053	FHLB D N	6/23/2016	8/15/2016		0.330%	0.330%	3,330,700	3,329,081.83	244.25	3,329,825.69	499.61
166258	313384C49	1053	FHLB D N	6/6/2016	8/17/2016		0.310%	0.310%	2,003,000	2,001,758.14	431.20	2,002,450.84	261.50
166389	313384D30	1053	FHLB D N	6/22/2016	8/24/2016		0.320%	0.320%	1,001,800	1,001,238.99	80.14	1,001,484.43	165.30
166460	64105RHV5	1053	CP - NESTLE FINANCIA	6/30/2016	8/29/2016		0.440%	0.440%	2,404,000	2,402,237.07	29.38	2,402,384.65	118.20
1053 Total									37,929,900	37,909,631.11	10,037.24	37,922,743.49	3,030.51
151233	316175108	1055	FIDELITY GOVT FUND -	3/1/2012	7/1/2016		0.254%	0.254%	573,400	573,400.00	-0.63	573,400.00	0.00
1055 Total									573,400	573,400.00	-0.63	573,400.00	0.00
151234	316175108	1056	FIDELITY GOVT FUND -	3/1/2012	7/1/2016		0.254%	0.254%	4,660,019	4,660,019.00	-25.32	4,660,019.00	0.00
1056 Total									4,660,019	4,660,019.00	-25.32	4,660,019.00	0.00
163358	316175108	1060	FIDELITY GOVT FUND -	7/8/2015	7/1/2016		0.253%	0.253%	1,982,700	1,982,700.00	0.66	1,982,700.00	0.00
165837	313384ZA0	1060	FHLB D N	4/14/2016	7/6/2016		0.340%	0.340%	1,650,000	1,648,706.58	1,215.50	1,649,951.88	29.80

MIAMI-DADE COUNTY
REPORT WRITER
AS OF DATE: June 30, 2016
SORTING ORDER: FUND ICC#

INVTMNT NUMBER	CUSIP NUMBER	FUND NUMBER	DESCRIPTION	PURCHASE SET DATE	MATURITY DATE	CALL DATE	INTEREST RATE	YTM TRADING	SCHEDULED PAR VALUE	CURRENT BOOK VALUE	PERIOD END INTEREST ACCRL	MARKET VALUE	UNREALIZED GAIN/LOSS
165838	313384ZH5	1060	FHLB D N	4/14/2016	7/13/2016		0.345%	0.345%	2,462,000	2,459,876.53	1,840.34	2,461,827.66	110.79
166043	313384ZQ5	1060	FHLB D N	5/12/2016	7/20/2016		0.290%	0.290%	1,941,000	1,939,921.13	781.79	1,940,784.87	81.95
166154	89233GGT7	1060	CP - TOYOTA MOTOR	5/25/2016	7/27/2016		0.470%	0.470%	2,230,000	2,228,165.83	1,077.21	2,229,339.67	96.63
166226	313384A41	1060	FHLB D N	6/1/2016	8/1/2016		0.320%	0.320%	1,197,700	1,197,050.58	319.39	1,197,483.42	113.45
166176	313384A66	1060	FHLB D N	5/26/2016	8/3/2016		0.385%	0.385%	3,074,000	3,071,731.64	1,183.49	3,073,408.26	493.13
166459	64105RH86	1060	CP - NESTLE FINANCIA	6/30/2016	8/8/2016		0.370%	0.370%	2,070,200	2,069,370.19	21.28	2,069,304.06	(87.41)
166360	313384B57	1060	FHLB D N	6/16/2016	8/10/2016		0.315%	0.315%	2,281,000	2,279,902.27	299.38	2,280,467.77	266.12
166398	313384C23	1060	FHLB D N	6/23/2016	8/15/2016		0.330%	0.330%	1,834,300	1,833,408.84	134.51	1,833,818.50	275.15
166390	313384D30	1060	FHLB D N	6/22/2016	8/24/2016		0.320%	0.320%	1,855,600	1,854,560.86	148.45	1,855,015.49	306.18
166439	313384E21	1060	FHLB D N	6/29/2016	8/31/2016		0.340%	0.340%	890,500	889,970.15	16.82	890,107.69	120.72
166467	313384F87	1060	FHLB D N	6/30/2016	9/14/2016		0.310%	0.310%	1,146,000	1,145,250.01	9.87	1,145,379.25	119.37
1060 Total									24,615,000	24,600,614.61	7,048.69	24,609,588.52	1,925.88
163612	316175108	1061	FIDELITY GOVT FUND -	7/8/2015	7/1/2016		0.254%	0.254%	175,200	175,200.00	0.65	175,200.00	0.00
1061 Total									175,200	175,200.00	0.65	175,200.00	0.00
165509	316175108	1062	FIDELITY GOVT FUND -	3/3/2016	7/1/2016		0.254%	0.254%	174,600	174,600.00	-61.54	174,600.00	0.00
1062 Total									174,600	174,600.00	-61.54	174,600.00	0.00
165510	316175108	1063	FIDELITY GOVT FUND -	3/2/2016	7/1/2016		0.249%	0.249%	26,975	26,975.00	-2.65	26,975.00	0.00
1063 Total									26,975	26,975.00	-2.65	26,975.00	0.00
Grand Total									3,437,962,665	3,431,619,559.73	4,879,915.68	3,436,604,780.17	1,808,014.45