



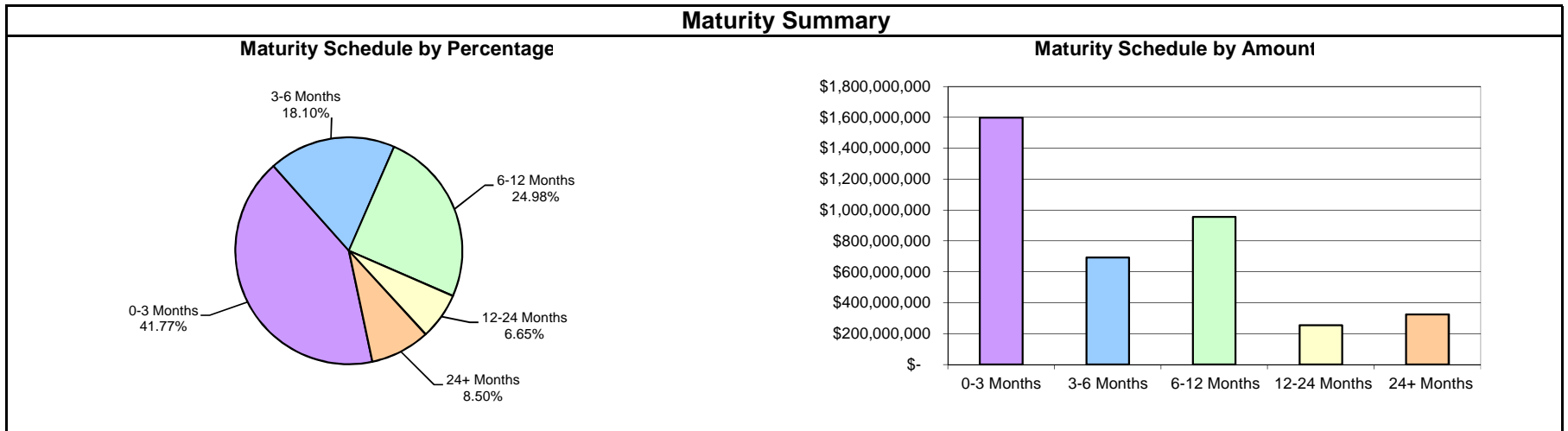
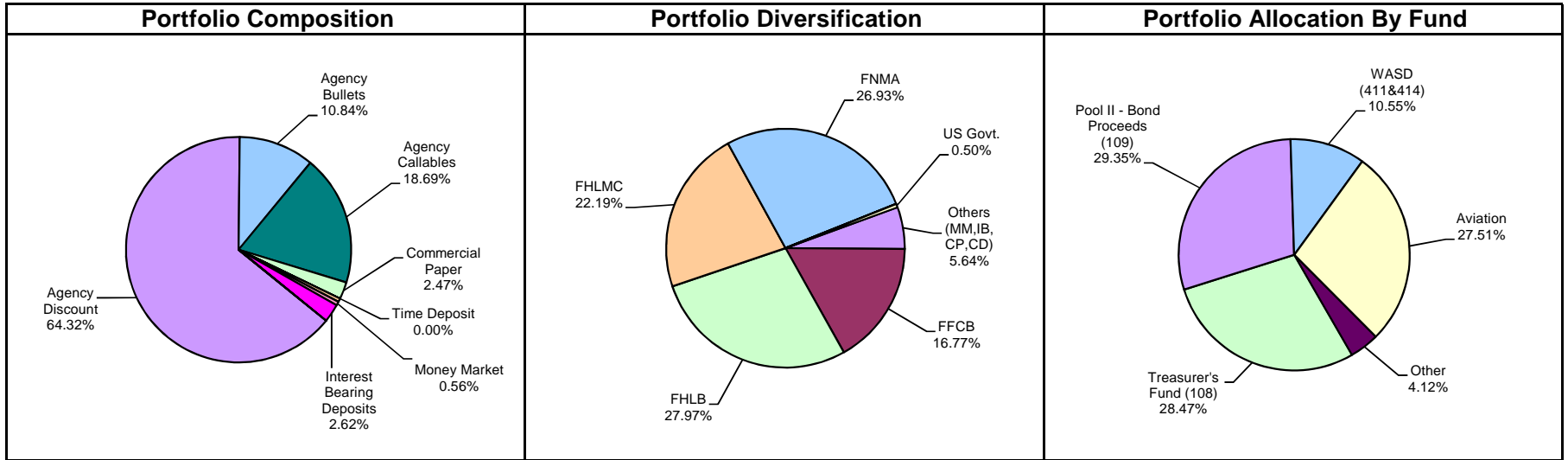
Monthly Summary Investment Report

For the Period Ended

March 31, 2015



Miami-Dade County Total Portfolio Summary March 31, 2015



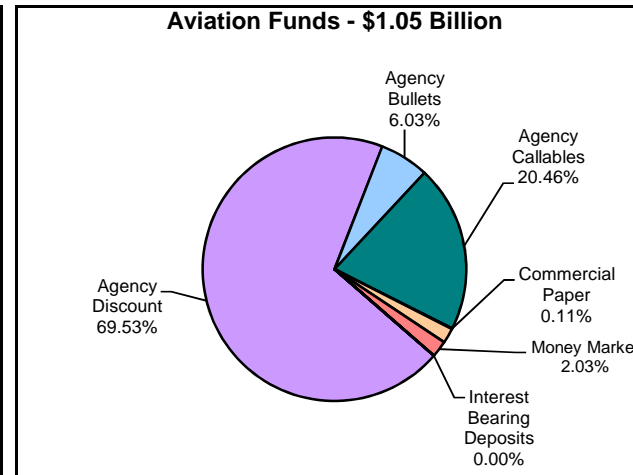
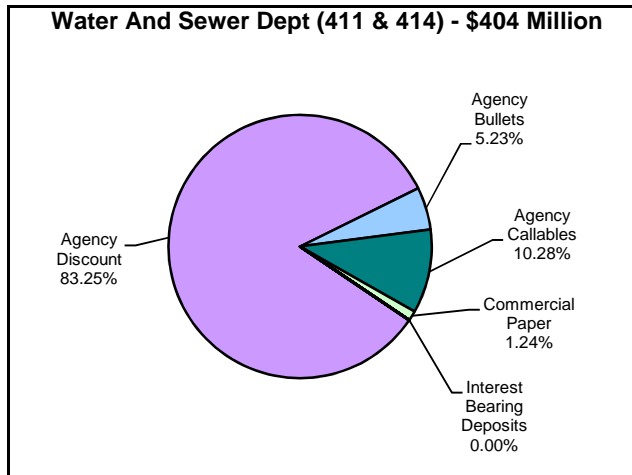
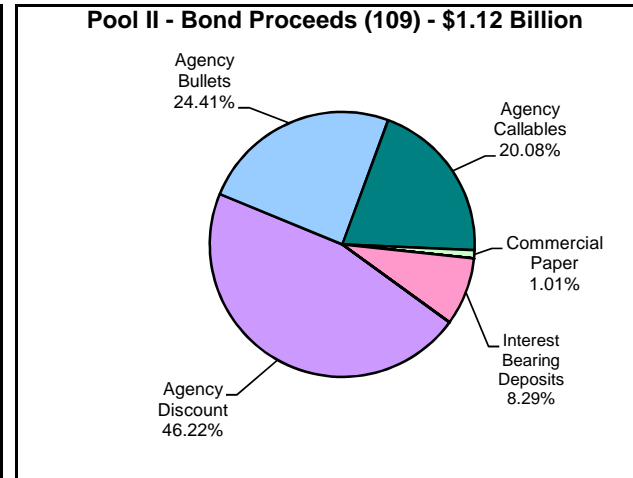
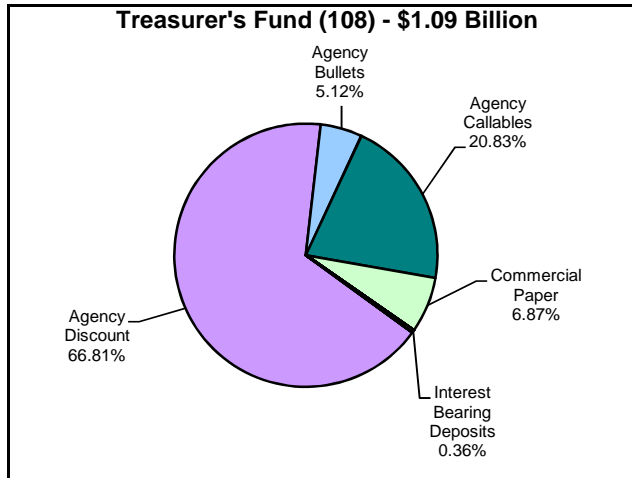
**Miami-Dade County
Summary Statement
March 31, 2015**

Portfolio Summary					
	Current 3/31/2015	Previous Month 2/28/2015	Change from Prior Month	Prior Quarter 12/31/2014	Change from Prior Quarter
Par Value	\$ 3,829,546,298.81	\$ 3,675,221,343.01	\$ 154,324,955.80	\$ 3,454,701,804.92	\$ 374,844,493.89
Book Value	\$ 3,827,780,204.06	\$ 3,673,642,333.35	\$ 154,137,870.71	\$ 3,453,189,865.45	\$ 374,590,338.61
Market Value	\$ 3,829,079,425.38	\$ 3,673,470,902.24	\$ 155,608,523.14	\$ 3,450,853,562.09	\$ 378,225,863.29
Market Value as a % of Book Value	100.03%	100.00%	0.04%	99.93%	0.10%
Accrued Interest	\$ 2,897,936.01	\$ 3,116,691.67	\$ (218,755.66)	\$ 2,805,052.35	\$ 92,883.66
Total Value (Market Value+ Accrued Interest)	\$ 3,831,977,361.39	\$ 3,676,587,593.91	\$ 155,389,767.48	\$ 3,453,658,614.44	\$ 378,318,746.95
Interest Earned (Current Month)	\$ 1,067,044.61	\$ 1,017,114.25	\$ 49,930.36	\$ 1,007,610.21	\$ 59,434.40
Interest Earned Fiscal YTD (10/1 - 9/30)	\$ 6,126,149.28	\$ 5,059,104.67	\$ 1,067,044.61	\$ 3,002,955.15	\$ 3,123,194.13
Unrealized Gain (Loss)	\$ 1,299,221.32	\$ (171,431.11)	\$ 1,470,652.43	\$ (2,336,303.36)	\$ 3,635,524.68
Weighted Average Days to Maturity	214.99	218.2	-3.2	245.7	-30.7
Weighted Average Days to Call	127.0	125.5	1.5	143.9	-16.9
Yield to Maturity	0.34%	0.34%	-0.01%	0.35%	-0.02%
Earned Income Yield for Period	0.34%	0.36%	-0.03%	0.35%	-0.01%
Earned Income Yield for Year to Date	0.36%	0.36%	0.00%	0.36%	-0.01%

Yield Maturity Breakdown	Policy Compliance			
	Security Type	% Limit	Current %	Result
	Treasuries	100%	0.50%	PASS
	Agencies	100%	75.16%	PASS
	Agency Callables	25%	18.69%	PASS
	Commercial Paper	50%	2.47%	PASS
	-CP Single Issuer Max	5%	1.00%	PASS
	Banker's Acceptance	25%	0.00%	PASS
	Time Deposits	20%	0.00%	PASS
	SBA/Investment Pools	50%	0.00%	PASS
	Money Market Funds	30%	0.56%	PASS
	Interest Bearing Deposit	20%	2.62%	PASS
	Open/Closed End Funds	5%	0.00%	PASS

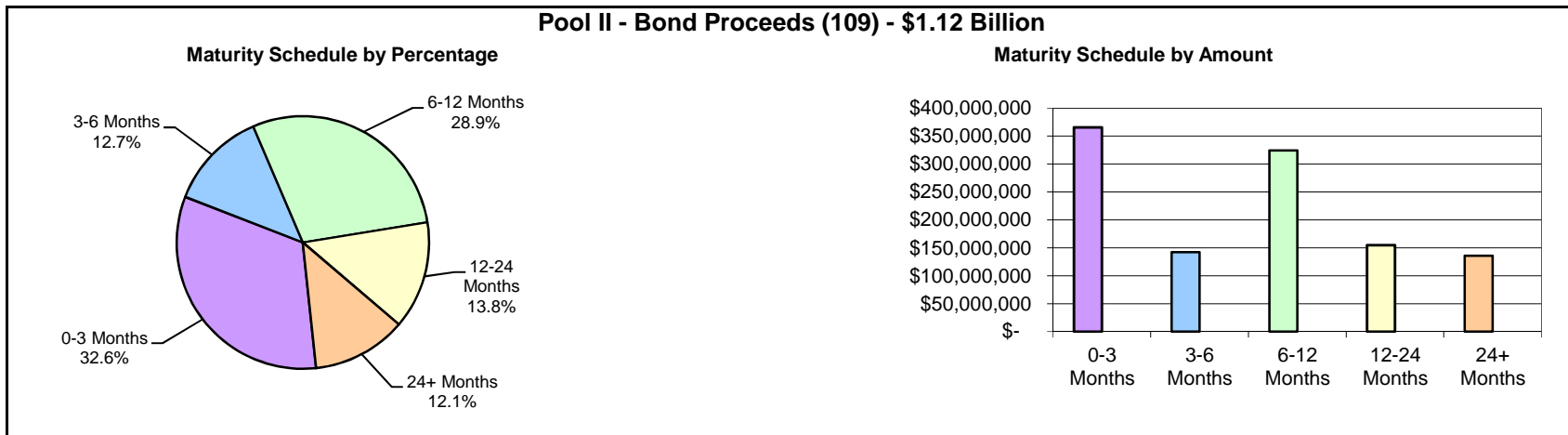

Note: The County currently holds \$1.4 billion in cash deposits with Wells Fargo Bank due to a high earnings credit rate of 0.30%. These balances offset the cost of banking services. They are not included in the investment portfolio data presented here.

Miami-Dade County Portfolio Composition March 31, 2015

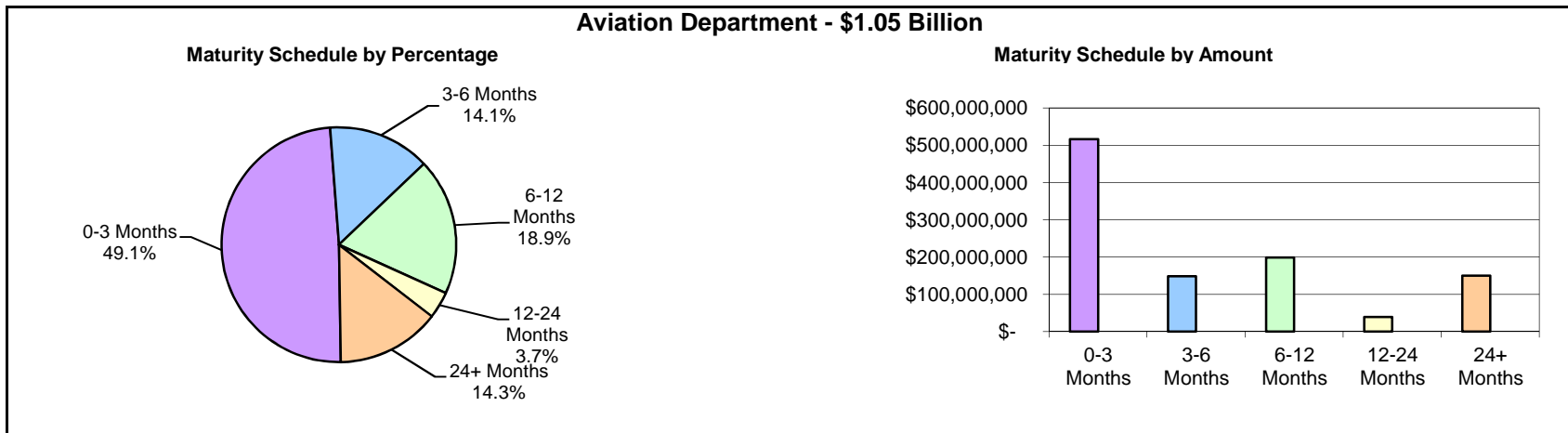
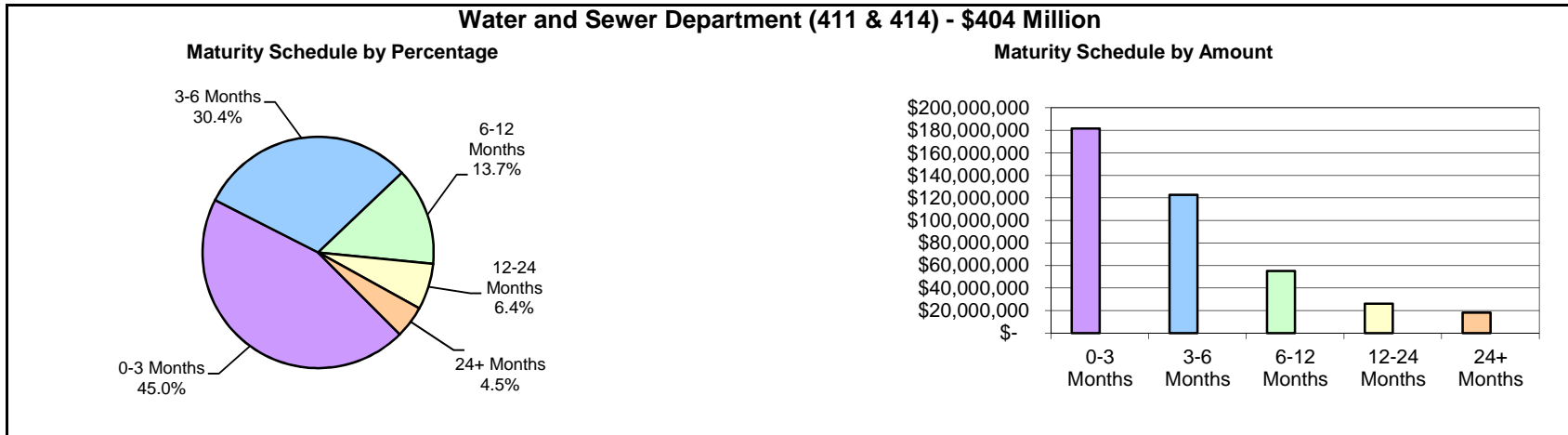


Note: Graphs above do not include miscellaneous funds totaling \$158 million and representing 4.1% of the portfolio.

Miami-Dade County Maturity Breakdown March 31, 2015

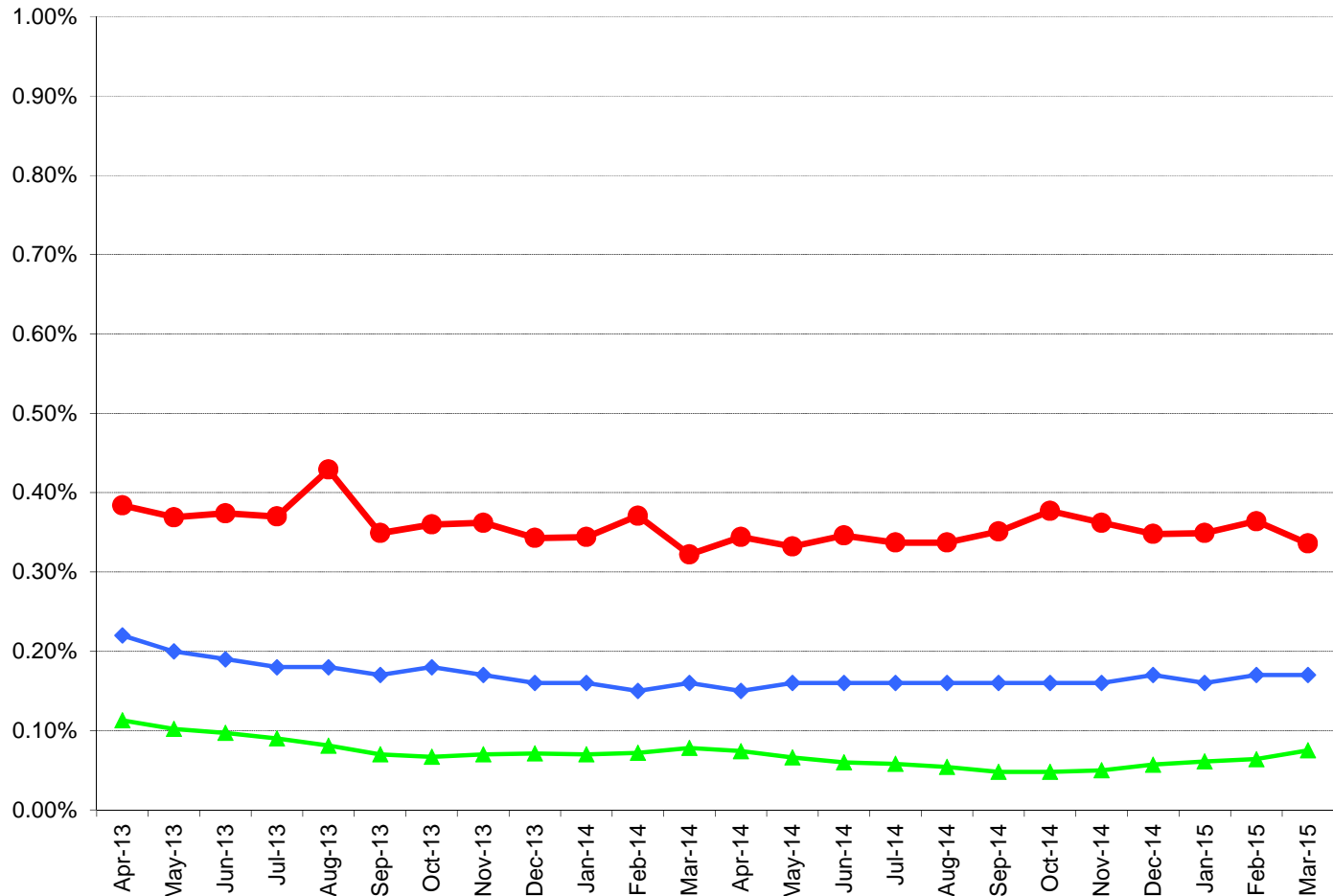


Miami-Dade County Maturity Breakdown March 31, 2015



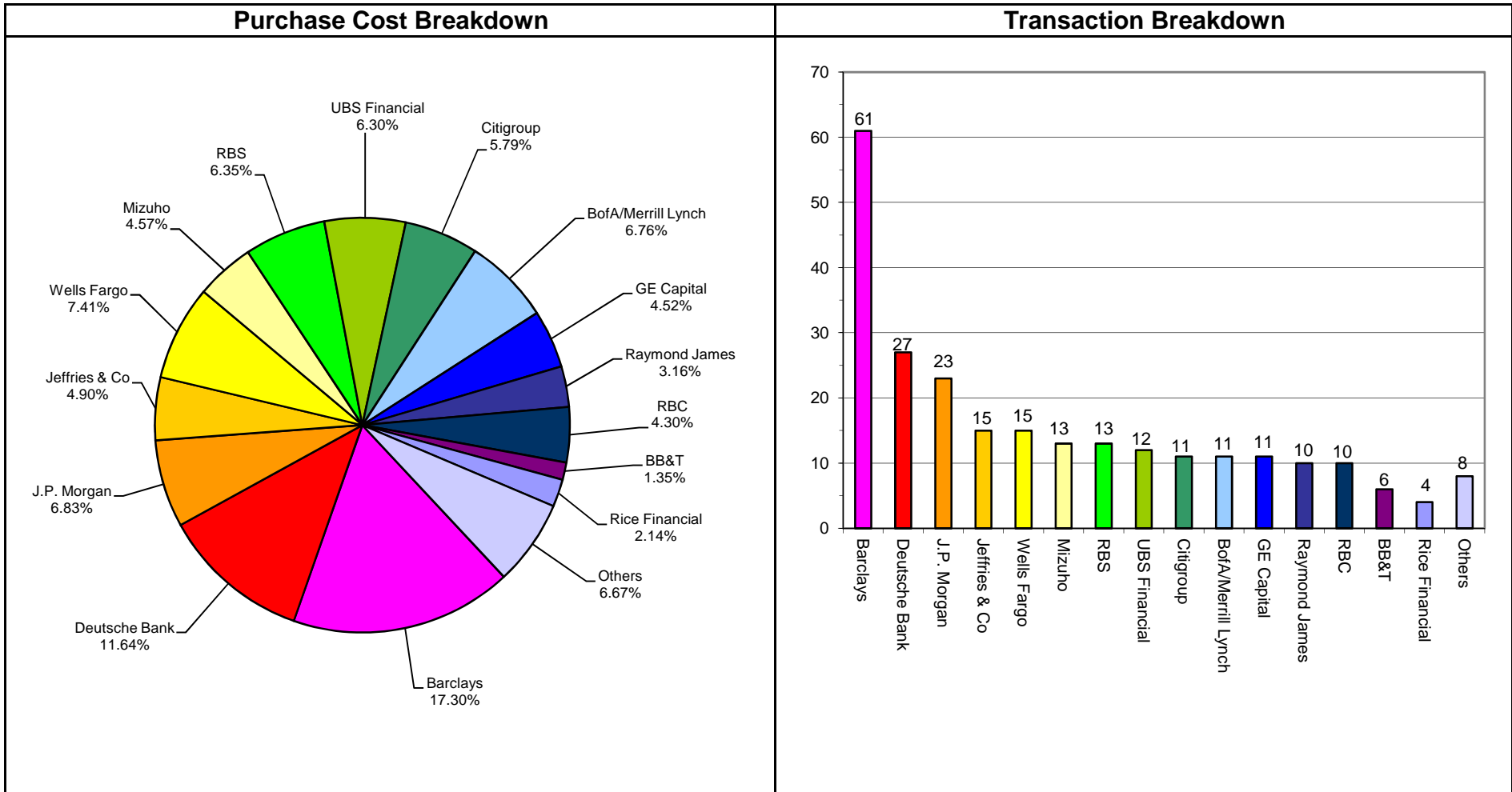
Note: Graphs above do not include miscellaneous funds totaling \$158 million and representing 4.1% of the portfolio.

Miami-Dade County Benchmark Comparisons March 31, 2015



Apr-13	0.38%	0.22%	0.11%
May-13	0.37%	0.20%	0.10%
Jun-13	0.37%	0.19%	0.10%
Jul-13	0.37%	0.18%	0.09%
Aug-13	0.43%	0.18%	0.08%
Sep-13	0.35%	0.17%	0.07%
Oct-13	0.36%	0.18%	0.07%
Nov-13	0.36%	0.17%	0.07%
Dec-13	0.34%	0.16%	0.07%
Jan-14	0.34%	0.16%	0.07%
Feb-14	0.37%	0.15%	0.07%
Mar-14	0.32%	0.16%	0.08%
Apr-14	0.34%	0.15%	0.07%
May-14	0.33%	0.16%	0.07%
Jun-14	0.35%	0.16%	0.06%
Jul-14	0.34%	0.16%	0.06%
Aug-14	0.34%	0.16%	0.05%
Sep-14	0.35%	0.16%	0.05%
Oct-14	0.38%	0.16%	0.05%
Nov-14	0.36%	0.16%	0.05%
Dec-14	0.35%	0.17%	0.06%
Jan-15	0.35%	0.16%	0.06%
Feb-15	0.36%	0.17%	0.06%
Mar-15	0.34%	0.17%	0.08%

Miami-Dade County Broker Purchase Distribution March 31, 2015





Detail Security Holdings Report

For the Period Ended

March 31, 2015



MIAMI-DADE COUNTY
REPORT WRITER
AS OF DATE: March 31, 2015
SORTING ORDER: FUND ICC#

INVSMT NUMBER	CUSIP NUMBER	FUND NUMBER	DESCRIPTION	PURCHASE SET DATE	MATURITY DATE	CALL DATE	INTEREST RATE	YTM TRADING	SCHEDULED PAR VALUE	CURRENT BOOK VALUE	PERIOD-END INTEREST ACCRL	MARKET VALUE	UNREALIZED GAIN/LOSS
158990	313384DU0	108	FHLB D N	4/10/2014	4/1/2015		0.100%	10.000%	5,000,000	4,995,055.56	4,944.44	5,000,000.00	0.00
160848	313384DU0	108	FHLB D N	10/10/2014	4/1/2015		0.065%	6.500%	12,950,000	12,945,954.92	4,045.08	12,950,000.00	0.00
160850	313384DU0	108	FHLB D N	10/10/2014	4/1/2015		0.070%	7.000%	2,200,000	2,199,259.94	740.06	2,200,000.00	0.00
160865	313384DU0	108	FHLB D N	10/14/2014	4/1/2015		0.062%	6.200%	10,000,000	9,997,089.44	2,910.56	10,000,000.00	0.00
160866	313384DU0	108	FHLB D N	10/14/2014	4/1/2015		0.065%	6.500%	4,789,000	4,787,538.69	1,461.31	4,789,000.00	0.00
160904	313384DU0	108	FHLB D N	10/16/2014	4/1/2015		0.090%	9.000%	3,000,000	2,998,747.50	1,252.50	3,000,000.00	0.00
160905	313384DU0	108	FHLB D N	10/16/2014	4/1/2015		0.080%	8.000%	1,400,000	1,399,480.44	519.56	1,400,000.00	0.00
160906	313384DU0	108	FHLB D N	10/16/2014	4/1/2015		0.070%	7.000%	1,053,000	1,052,658.07	341.93	1,053,000.00	0.00
160981	313384DU0	108	FHLB D N	10/23/2014	4/1/2015		0.065%	6.500%	7,317,000	7,314,886.20	2,113.80	7,317,000.00	0.00
161032	313384DU0	108	FHLB D N	10/28/2014	4/1/2015		0.085%	8.500%	7,800,000	7,797,145.42	2,854.58	7,800,000.00	0.00
161035	313384DU0	108	FHLB D N	10/29/2014	4/1/2015		0.070%	7.000%	2,400,000	2,399,281.33	718.67	2,400,000.00	0.00
161190	313384DU0	108	FHLB D N	11/13/2014	4/1/2015		0.090%	9.000%	6,600,000	6,597,706.50	2,293.50	6,600,000.00	0.00
161006	313396DU4	108	FHLMC D N	10/27/2014	4/1/2015		0.075%	7.500%	12,500,000	12,495,937.50	4,062.50	12,500,000.00	0.00
161036	313396DU4	108	FHLMC D N	10/29/2014	4/1/2015		0.065%	6.500%	2,300,000	2,299,360.47	639.53	2,300,000.00	0.00
159843	313588DU6	108	FNMA D N	7/8/2014	4/1/2015		0.120%	12.000%	5,000,000	4,995,550.00	4,450.00	5,000,000.00	0.00
159932	313588DU6	108	FNMA D N	7/17/2014	4/1/2015		0.110%	11.000%	2,000,000	1,998,423.33	1,576.67	2,000,000.00	0.00
160408	313588DU6	108	FNMA D N	8/29/2014	4/1/2015		0.080%	8.000%	3,000,000	2,998,566.67	1,433.33	3,000,000.00	0.00
160984	313588DU6	108	FNMA D N	10/23/2014	4/1/2015		0.070%	7.000%	1,800,000	1,799,440.00	560.00	1,800,000.00	0.00
161034	313588DU6	108	FNMA D N	10/29/2014	4/1/2015		0.075%	7.500%	3,100,000	3,099,005.42	994.58	3,100,000.00	0.00
161073	313588DU6	108	FNMA D N	10/31/2014	4/1/2015		0.085%	8.500%	4,000,000	3,998,564.44	1,435.56	4,000,000.00	0.00
161074	313588DU6	108	FNMA D N	10/31/2014	4/1/2015		0.075%	7.500%	2,800,000	2,799,113.33	886.67	2,800,000.00	0.00
151194	WACHOVMM7	108	WACHOVIA MMKT LOC SB	3/1/2012	4/1/2015		0.020%	2.000%	3,887,062	3,887,061.65	0.00	3,887,061.65	0.00
151195	WACHOVIA8	108	WACHOVIA INT BEARING	3/1/2012	4/1/2015		0.019%	1.900%	0	0.00	64.49	0.00	0.00
161158	313384DZ9	108	FHLB D N	11/10/2014	4/6/2015		0.090%	9.000%	6,900,000	6,897,464.25	2,449.50	6,899,971.25	57.50
160352	313396EB5	108	FHLMC D N	8/27/2014	4/8/2015		0.100%	10.000%	5,000,000	4,996,888.89	3,013.89	4,999,970.83	68.05
159152	313396EC3	108	FHLMC D N	4/24/2014	4/9/2015		0.110%	11.000%	850,000	849,090.97	888.25	849,994.33	15.11
160908	313312ED8	108	FFCB D N	10/16/2014	4/10/2015		0.070%	7.000%	300,000	299,897.33	97.42	299,997.75	3.00
155391	3136G1JT7	108	FNMA STEP UP	4/11/2013	4/11/2015	4/11/2015	0.750%	75.000%	5,000,000	5,000,000.00	17,708.33	5,000,750.00	750.00
160302	313396EJ8	108	FHLMC D N	8/21/2014	4/15/2015		0.115%	11.500%	400,000	399,697.17	284.94	399,995.33	13.22
160324	313396EJ8	108	FHLMC D N	8/25/2014	4/15/2015		0.110%	11.000%	1,700,000	1,698,789.69	1,137.59	1,699,980.17	52.89
160250	313588EJ0	108	FNMA D N	8/19/2014	4/15/2015		0.115%	11.500%	1,200,000	1,199,083.83	862.50	1,199,986.00	39.67
160785	313588EJ0	108	FNMA D N	10/2/2014	4/15/2015		0.080%	8.000%	2,204,000	2,203,044.93	886.50	2,203,974.29	42.86
160789	313588EJ0	108	FNMA D N	10/3/2014	4/15/2015		0.075%	7.500%	9,241,000	9,237,265.10	3,465.37	9,240,892.19	161.72
160804	313588EJ0	108	FNMA D N	10/6/2014	4/15/2015		0.080%	8.000%	600,000	599,745.33	236.00	599,993.00	11.67
161165	313588EJ0	108	FNMA D N	11/12/2014	4/15/2015		0.090%	9.000%	6,803,000	6,800,380.85	2,381.05	6,802,920.63	158.73
159074	3136G1JW0	108	FNMA STEP UP	4/18/2014	4/18/2015	4/18/2015	1.000%	100.000%	5,000,000	5,000,000.00	22,638.89	5,001,700.00	1,700.00
160849	313312ER7	108	FFCB D N	10/10/2014	4/22/2015		0.065%	6.500%	5,000,000	4,998,248.61	1,561.81	4,999,912.50	102.08
160136	313396ER0	108	FHLMC D N	8/6/2014	4/22/2015		0.130%	13.000%	350,000	349,672.65	300.81	349,993.88	20.42
160124	313588ES0	108	FNMA D N	8/5/2014	4/23/2015		0.110%	11.000%	2,200,000	2,198,245.50	1,606.61	2,199,959.67	107.56
155538	313382Q97	108	FHLB STEP UP	4/25/2013	4/25/2015	4/25/2015	0.875%	87.500%	4,000,000	4,000,000.00	15,166.67	4,001,840.00	1,840.00
159160	313382PH0	108	FHLB STEP UP	4/25/2014	4/25/2015	4/25/2015	0.900%	90.000%	6,000,000	6,000,000.00	23,400.00	6,002,340.00	2,340.00
159845	313384EW5	108	FHLB D N	7/8/2014	4/27/2015		0.130%	13.000%	835,000	834,116.52	805.08	834,981.91	60.31
160354	313384EW5	108	FHLB D N	8/27/2014	4/27/2015		0.120%	12.000%	1,000,000	999,190.00	723.33	999,978.33	65.00
160851	313396EX7	108	FHLMC D N	10/10/2014	4/28/2015		0.075%	7.500%	1,400,000	1,399,416.67	504.58	1,399,968.50	47.25
161135	313384EY1	108	FHLB D N	11/7/2014	4/29/2015		0.092%	9.200%	2,000,000	1,999,115.78	741.11	1,999,953.33	96.44
155621	3136G1KH1	108	FNMA STEP UP	4/30/2013	4/30/2015	4/30/2015	0.625%	63.800%	4,000,000	3,999,752.05	10,486.11	4,001,520.00	1,767.95
155766	3136G1KT5	108	FNMA STEP UP	4/30/2013	4/30/2015	4/30/2015	0.600%	62.500%	5,000,000	4,999,380.14	12,583.33	5,001,650.00	2,269.86
155770	3136G1KJ7	108	FNMA STEP UP	4/30/2013	4/30/2015	4/30/2015	0.750%	75.000%	6,700,000	6,700,000.00	21,077.08	6,703,350.00	3,350.00
159206	3136G1LB3	108	FNMA STEP UP	4/30/2014	4/30/2015	4/30/2015	0.750%	75.000%	5,000,000	5,000,000.00	15,729.17	5,002,650.00	2,650.00
161088	313384FA2	108	FHLB D N	11/4/2014	5/1/2015		0.095%	9.500%	5,000,000	4,997,651.39	1,952.78	4,999,875.00	270.83
161031	313588FA8	108	FNMA D N	10/28/2014	5/1/2015		0.095%	9.500%	8,700,000	8,698,752.71	3,558.54	8,699,782.50	471.25
161081	313588FA8	108	FNMA D N	11/3/2014	5/1/2015		0.090%	9.000%	2,900,000	2,898,702.25	1,080.25	2,899,927.50	145.00
151915	3133EANJ3	108	FFCB - BULLET	5/14/2012	5/1/2015		0.500%	51.500%	2,200,000	2,199,838.96	4,583.33	2,200,704.00	865.04
161164	313396FD0	108	FHLMC D N	11/12/2014	5/4/2015		0.100%	10.000%	7,600,000	7,596,347.78	2,955.55	7,599,791.00	487.67
159985	313312FE5	108	FFCB D N	7/23/2014	5/5/2015		0.130%	13.000%	370,000	369,617.87	336.70	369,989.52	34.95
160135	313312FE5	108	FFCB D N	8/6/2014	5/5/2015		0.145%	14.500%	430,000	429,528.91	412.20	429,987.82	46.71

MIAMI-DADE COUNTY
REPORT WRITER
AS OF DATE: March 31, 2015
SORTING ORDER: FUND ICC#

INVSMT NUMBER	CUSIP NUMBER	FUND NUMBER	DESCRIPTION	PURCHASE SET DATE	MATURITY DATE	CALL DATE	INTEREST RATE	YTM TRADING	SCHEDULED PAR VALUE	CURRENT BOOK VALUE	PERIOD-END INTEREST ACCRL	MARKET VALUE	UNREALIZED GAIN/LOSS
160137	313312FE5	108	FFCB D N	8/6/2014	5/5/2015		0.135%	13.500%	270,000	269,724.60	240.98	269,992.35	26.77
160909	313312FE5	108	FFCB D N	10/16/2014	5/5/2015		0.090%	9.000%	300,000	299,849.25	125.25	299,991.50	17.00
160355	313384FE4	108	FHLB D N	8/27/2014	5/5/2015		0.120%	12.000%	1,000,000	999,163.33	723.34	999,971.67	85.00
160406	313384FF1	108	FHLB D N	8/29/2014	5/6/2015		0.130%	13.000%	350,000	349,684.03	271.73	349,989.79	34.03
160300	313384FG9	108	FHLB D N	8/21/2014	5/7/2015		0.135%	13.500%	450,000	449,562.94	376.31	449,986.50	47.25
161133	3136G03B5	108	FNMA STEP UP	11/7/2014	5/7/2015	5/7/2015	0.800%	80.000%	2,000,000	2,000,000.00	6,400.00	2,000,880.00	880.00
159870	313384FH7	108	FHLB D N	7/9/2014	5/8/2015		0.135%	13.500%	1,040,000	1,038,818.30	1,037.40	1,039,967.93	112.23
160129	313384FH7	108	FHLB D N	8/5/2014	5/8/2015		0.130%	13.000%	1,850,000	1,848,156.17	1,596.65	1,849,942.96	190.14
161373	313384FH7	108	FHLB D N	12/4/2014	5/8/2015		0.155%	15.500%	892,000	891,404.71	453.19	891,972.50	114.60
159795	313312FM7	108	FFCB D N	7/2/2014	5/12/2015		0.120%	12.000%	1,000,000	998,953.33	910.00	999,965.83	102.50
159844	313312FM7	108	FFCB D N	7/8/2014	5/12/2015		0.125%	12.500%	1,400,000	1,398,502.78	1,297.91	1,399,952.17	151.48
159933	313312FM7	108	FFCB D N	7/17/2014	5/12/2015		0.120%	12.000%	2,000,000	1,998,006.67	1,720.00	1,999,931.67	205.00
160834	313312FM7	108	FFCB D N	10/9/2014	5/12/2015		0.075%	7.500%	556,000	555,750.96	201.55	555,981.00	28.49
161156	313312FM7	108	FFCB D N	11/10/2014	5/12/2015		0.100%	10.000%	10,000,000	9,994,916.67	3,944.44	9,999,658.33	797.22
161197	313312FM7	108	FFCB D N	11/13/2014	5/12/2015		0.100%	10.000%	5,000,000	4,997,500.00	1,930.56	4,999,829.17	398.61
155695	3136G1L72	108	FNMA STEP UP	5/15/2013	5/15/2015	5/15/2015	0.750%	76.000%	2,000,000	1,999,901.37	5,666.67	2,001,520.00	1,618.63
159356	3136G1L56	108	FNMA STEP UP	5/15/2014	5/15/2015	5/15/2015	0.750%	75.000%	5,000,000	5,000,000.00	14,166.67	5,003,950.00	3,950.00
161138	313384FT1	108	FHLB D N	11/7/2014	5/18/2015		0.130%	13.000%	900,000	899,376.00	471.25	899,964.75	117.50
161220	313384FT1	108	FHLB D N	11/17/2014	5/18/2015		0.120%	12.000%	860,000	859,478.27	387.00	859,966.32	101.05
160832	313384FV6	108	FHLB D N	10/9/2014	5/20/2015		0.090%	9.000%	2,500,000	2,498,606.25	1,087.50	2,499,897.92	204.17
161298	313384FV6	108	FHLB D N	11/24/2014	5/20/2015		0.120%	12.000%	800,000	799,528.00	341.33	799,967.33	98.00
160409	313588FV2	108	FNMA D N	8/29/2014	5/20/2015		0.115%	11.500%	2,000,000	1,998,313.33	1,373.61	1,999,918.33	231.39
161030	313312FX3	108	FFCB D N	10/28/2014	5/22/2015		0.095%	9.500%	9,000,000	8,995,107.50	3,681.25	8,999,617.50	828.75
160399	313396GC1	108	FHLMC D N	8/29/2014	5/27/2015		0.130%	13.000%	1,855,000	1,853,184.68	1,440.20	1,854,913.43	288.55
160401	313396GC1	108	FHLMC D N	8/29/2014	5/27/2015		0.125%	12.500%	700,000	699,341.32	522.57	699,967.33	103.44
160944	313312GE4	108	FFCB D N	10/20/2014	5/29/2015		0.085%	8.500%	5,000,000	4,997,390.97	1,924.31	4,999,758.33	443.05
160958	313312GE4	108	FFCB D N	10/22/2014	5/29/2015		0.090%	9.000%	5,000,000	4,997,262.50	2,012.50	4,999,758.33	483.33
160979	313312GE4	108	FFCB D N	10/23/2014	5/29/2015		0.095%	9.500%	10,000,000	9,994,247.22	4,222.22	9,999,516.67	1,047.23
161008	313312GE4	108	FFCB D N	10/27/2014	5/29/2015		0.105%	10.500%	10,000,000	9,993,758.33	4,550.00	9,999,516.67	1,208.34
160754	313384GE3	108	FHLB D N	10/1/2014	5/29/2015		0.105%	10.500%	700,000	699,510.00	371.58	699,966.17	84.59
160805	313384GE3	108	FHLB D N	10/6/2014	5/29/2015		0.100%	10.000%	600,000	599,608.33	295.00	599,971.00	67.67
160397	313384GH6	108	FHLB D N	8/29/2014	6/1/2015		0.140%	14.000%	2,100,000	2,097,746.00	1,755.83	2,099,857.67	355.84
161009	313384GH6	108	FHLB D N	10/27/2014	6/1/2015		0.088%	8.800%	2,800,000	2,798,523.19	1,061.67	2,799,810.22	225.36
160251	313588GH2	108	FNMA D N	8/19/2014	6/1/2015		0.150%	15.000%	1,000,000	998,808.33	937.50	999,932.22	186.39
160398	313588GH2	108	FNMA D N	8/29/2014	6/1/2015		0.130%	13.000%	2,000,000	1,998,006.67	1,552.78	1,999,864.44	304.99
160411	313588GH2	108	FNMA D N	8/29/2014	6/1/2015		0.140%	14.000%	1,225,000	1,223,685.17	1,024.23	1,224,916.97	207.57
161206	313588GH2	108	FNMA D N	11/14/2014	6/1/2015		0.110%	11.000%	8,000,000	7,995,135.56	3,373.33	7,999,457.78	948.89
161222	313588GH2	108	FNMA D N	11/17/2014	6/1/2015		0.110%	11.000%	5,000,000	4,997,005.56	2,062.50	4,999,661.11	593.05
161231	313588GH2	108	FNMA D N	11/18/2014	6/1/2015		0.110%	11.000%	11,000,000	10,993,445.83	4,503.89	10,999,254.44	1,304.72
161300	313588GH2	108	FNMA D N	11/24/2014	6/1/2015		0.120%	12.000%	400,000	399,748.00	170.67	399,972.89	54.22
161475	313588GH2	108	FNMA D N	12/15/2014	6/1/2015		0.140%	14.000%	1,000,000	999,346.67	416.11	999,932.22	169.44
159610	313396GK3	108	FHLMC D N	6/13/2014	6/3/2015		0.120%	12.000%	700,000	699,171.67	681.33	699,951.00	98.00
161116	313312GL8	108	FFCB D N	11/6/2014	6/4/2015		0.100%	10.000%	2,000,000	1,998,833.33	811.11	1,999,857.78	213.34
161157	313312GL8	108	FFCB D N	11/10/2014	6/4/2015		0.115%	11.500%	8,000,000	7,994,735.56	3,628.89	7,999,431.11	1,066.66
161276	313312GQ7	108	FFCB D N	11/21/2014	6/8/2015		0.105%	10.500%	2,000,000	1,998,839.17	764.16	1,999,848.89	245.56
161305	313312GQ7	108	FFCB D N	11/25/2014	6/8/2015		0.100%	10.000%	5,000,000	4,997,291.67	1,763.89	4,999,622.22	566.66
160325	313396GR8	108	FHLMC D N	8/25/2014	6/9/2015		0.150%	15.000%	600,000	599,280.00	547.50	599,954.00	126.50
161372	313396GT4	108	FHLMC D N	12/4/2014	6/11/2015		0.145%	14.500%	2,500,000	2,498,096.88	1,188.19	2,499,802.78	517.71
161472	313384GU7	108	FHLB D N	12/12/2014	6/12/2015		0.145%	14.500%	15,000,000	14,989,004.17	6,645.83	14,998,800.00	3,150.00
160125	313396GY3	108	FHLMC D N	8/5/2014	6/16/2015		0.145%	14.500%	2,150,000	2,147,272.19	2,069.67	2,149,818.44	476.58
160303	313396GY3	108	FHLMC D N	8/21/2014	6/16/2015		0.140%	14.000%	400,000	399,534.89	346.89	399,966.22	84.44
161561	313396GY3	108	FHLMC D N	12/18/2014	6/16/2015		0.170%	17.000%	875,000	874,256.25	429.72	874,926.11	240.14
161193	313384HE2	108	FHLB D N	11/13/2014	6/22/2015		0.115%	11.500%	6,000,000	5,995,764.17	2,664.16	5,999,453.33	1,025.00
154296	3136G1A66	108	FNMA STEP UP	12/26/2012	6/26/2015	6/26/2015	0.700%	70.000%	5,000,000	5,000,000.00	9,236.11	5,001,600.00	1,600.00
159952	313396HP1	108	FHLMC D N	7/18/2014	7/1/2015		0.140%	14.000%	1,500,000	1,497,970.00	1,499.17	1,499,772.50	303.33
161115	313588HP3	108	FNMA D N	11/6/2014	7/1/2015		0.110%	11.000%	1,300,000	1,299,058.58	579.95	1,299,802.83	164.30

MIAMI-DADE COUNTY
REPORT WRITER
AS OF DATE: March 31, 2015
SORTING ORDER: FUND ICC#

INVSMT NUMBER	CUSIP NUMBER	FUND NUMBER	DESCRIPTION	PURCHASE SET DATE	MATURITY DATE	CALL DATE	INTEREST RATE	YTM TRADING	SCHEDULED PAR VALUE	CURRENT BOOK VALUE	PERIOD-END INTEREST ACCRL	MARKET VALUE	UNREALIZED GAIN/LOSS
161719	313588HP3	108	FNMA D N	1/6/2015	7/1/2015		0.130%	13.000%	1,421,000	1,420,096.88	436.17	1,420,784.48	251.43
159887	TD0001	108	TD ACT 365	7/6/2014	7/6/2015		0.010%	1.000%	25,000	25,000.00	0.58	24,990.00	(10.00)
161727	313384HW2	108	FHLB D N	1/7/2015	7/8/2015		0.148%	14.800%	21,000,000	20,984,340.42	7,227.50	20,996,570.00	5,002.08
159842	3133EDQ70	108	FFCB - BULLET	7/9/2014	7/9/2015		0.150%	16.000%	1,500,000	1,499,926.03	512.50	1,499,925.00	(1.03)
161772	313312HY9	108	FFCB D N	1/12/2015	7/10/2015		0.150%	15.000%	2,000,000	1,998,508.33	658.33	1,999,666.67	500.01
160809	313396HY2	108	FHLMC D N	10/6/2014	7/10/2015		0.125%	12.500%	243,000	242,766.28	149.34	242,959.50	43.88
161159	313396HY2	108	FHLMC D N	11/10/2014	7/10/2015		0.115%	11.500%	4,000,000	3,996,907.78	1,814.44	3,999,333.33	611.11
161388	313396HY2	108	FHLMC D N	12/5/2014	7/10/2015		0.150%	15.000%	500,000	499,547.92	243.75	499,916.67	125.00
161473	313396HY2	108	FHLMC D N	12/12/2014	7/10/2015		0.170%	17.000%	2,300,000	2,297,719.17	1,194.72	2,299,616.67	702.78
161560	313396HY2	108	FHLMC D N	12/18/2014	7/10/2015		0.200%	20.000%	900,000	898,980.00	520.00	899,850.00	350.00
161562	313396HY2	108	FHLMC D N	12/18/2014	7/10/2015		0.160%	16.000%	700,000	699,365.33	323.56	699,883.33	194.44
161668	313396HY2	108	FHLMC D N	12/30/2014	7/10/2015		0.180%	18.000%	800,000	799,232.00	368.00	799,866.67	266.67
160903	313312JD3	108	FFCB D N	10/16/2014	7/15/2015		0.090%	9.000%	5,000,000	4,996,600.00	2,087.50	4,999,125.00	437.50
160304	313396JD6	108	FHLMC D N	8/21/2014	7/15/2015		0.158%	15.800%	335,000	334,517.75	327.87	334,941.38	95.76
161820	313588JD8	108	FNMA D N	1/15/2015	7/15/2015		0.126%	12.600%	13,348,000	13,339,544.04	3,550.57	13,345,664.10	2,569.49
160755	313384JE0	108	FHLB D N	10/1/2014	7/16/2015		0.120%	12.000%	600,000	599,424.00	364.00	599,894.00	106.00
161140	313384JE0	108	FHLB D N	11/7/2014	7/16/2015		0.150%	15.000%	400,000	399,581.67	241.66	399,929.33	106.00
161564	313384JE0	108	FHLB D N	12/18/2014	7/16/2015		0.160%	16.000%	300,000	299,720.00	138.67	299,947.00	88.33
160959	313312JK7	108	FFCB D N	10/22/2014	7/21/2015		0.110%	11.000%	5,000,000	4,995,844.44	2,459.72	4,999,075.00	770.84
161162	313312JK7	108	FFCB D N	11/12/2014	7/21/2015		0.130%	13.000%	10,000,000	9,990,936.11	5,055.56	9,998,150.00	2,158.33
161196	313312JK7	108	FFCB D N	11/13/2014	7/21/2015		0.130%	13.000%	5,000,000	4,995,486.11	2,509.72	4,999,075.00	1,079.17
161257	313312JK7	108	FFCB D N	11/20/2014	7/21/2015		0.125%	12.500%	2,000,000	1,998,312.50	916.67	1,999,630.00	400.83
161476	313312JK7	108	FFCB D N	12/15/2014	7/21/2015		0.150%	15.000%	2,000,000	1,998,183.33	891.67	1,999,630.00	555.00
160026	313384JK6	108	FHLB D N	7/25/2014	7/21/2015		0.140%	14.000%	2,000,000	1,997,192.22	1,944.45	1,999,630.00	493.33
160750	313396JK0	108	FHLMC D N	10/1/2014	7/21/2015		0.120%	12.000%	1,600,000	1,598,437.33	970.67	1,599,704.00	296.00
161136	313396JK0	108	FHLMC D N	11/7/2014	7/21/2015		0.125%	12.500%	1,800,000	1,798,400.00	906.25	1,799,667.00	360.75
160751	313396JL8	108	FHLMC D N	10/1/2014	7/22/2015		0.130%	13.000%	1,500,000	1,498,407.50	985.83	1,499,720.00	326.67
161112	313312JM3	108	FFCB D N	11/6/2014	7/23/2015		0.120%	12.000%	2,000,000	1,998,273.33	973.34	1,999,623.33	376.66
161139	313312JM3	108	FFCB D N	11/7/2014	7/23/2015		0.110%	11.000%	450,000	449,645.25	199.38	449,915.25	70.62
161941	313381PR0	108	FHLB STEP UP	1/25/2015	7/25/2015	4/25/2015	0.700%	70.000%	1,850,000	1,850,000.00	2,374.17	1,848,982.50	(1,017.50)
155189	3133ECHV9	108	FFCB - BULLET	3/15/2013	7/30/2015		0.350%	35.000%	1,400,000	1,400,000.00	830.28	1,400,924.00	924.00
155314	3133ECHV9	108	FFCB - BULLET	3/19/2013	7/30/2015		0.350%	35.400%	3,000,000	2,999,937.43	1,779.17	3,001,980.00	2,042.57
162007	89233HV35	108	CP- TOYOTA MOTOR CRE	2/4/2015	8/3/2015		0.270%	27.000%	20,000,000	19,973,000.00	8,400.00	19,982,777.78	1,377.78
160147	313384KA6	108	FHLB D N	8/7/2014	8/5/2015		0.155%	15.500%	1,318,000	1,315,940.08	1,344.91	1,317,723.22	438.23
162025	313384KA6	108	FHLB D N	2/5/2015	8/5/2015		0.140%	14.000%	5,000,000	4,996,480.56	1,069.44	4,998,950.00	1,400.00
162044	313384KA6	108	FHLB D N	2/6/2015	8/5/2015		0.150%	15.000%	5,000,000	4,996,250.00	1,125.00	4,998,950.00	1,575.00
161771	313588KB0	108	FNMA D N	1/12/2015	8/6/2015		0.155%	15.500%	8,000,000	7,992,904.44	2,721.11	7,998,306.67	2,681.12
160245	313396KJ1	108	FHLMC D N	8/18/2014	8/13/2015		0.155%	15.500%	1,150,000	1,148,217.50	1,119.01	1,149,743.17	406.66
160181	3136G1C23	108	FNMA STEP UP	8/13/2014	8/13/2015	5/13/2015	0.800%	80.000%	3,900,000	3,900,000.00	4,160.00	3,903,081.00	3,081.00
160242	313396KK8	108	FHLMC D N	8/18/2014	8/14/2015		0.155%	15.500%	1,500,000	1,497,668.54	1,459.58	1,499,662.50	534.38
161859	313588KN4	108	FNMA D N	1/20/2015	8/17/2015		0.140%	14.000%	10,000,000	9,991,872.22	2,761.11	9,997,700.00	3,066.67
161999	313588KN4	108	FNMA D N	2/3/2015	8/17/2015		0.130%	13.000%	4,900,000	4,896,549.58	1,008.58	4,898,873.00	1,314.84
155586	3133ECLP7	108	FFCB - BULLET	4/17/2013	8/17/2015		0.300%	32.200%	900,000	899,904.93	330.00	900,360.00	455.07
155693	3133ECLP7	108	FFCB - BULLET	4/24/2013	8/17/2015		0.300%	30.000%	2,000,000	2,000,000.00	733.33	2,000,800.00	800.00
150845	313378CN9	108	FHLB - BULLET	2/17/2012	8/17/2015		0.600%	60.000%	2,000,000	2,000,000.00	1,466.67	2,003,120.00	3,120.00
162000	313384KP3	108	FHLB D N	2/3/2015	8/18/2015		0.114%	11.400%	1,000,000	999,379.33	180.50	999,768.33	208.50
160758	313396KP7	108	FHLMC D N	10/1/2014	8/18/2015		0.160%	16.000%	400,000	399,429.33	323.56	399,907.33	154.44
160786	313396KP7	108	FHLMC D N	10/2/2014	8/18/2015		0.145%	14.500%	2,100,000	2,097,293.33	1,530.96	2,099,513.50	689.21
161370	313396KP7	108	FHLMC D N	12/4/2014	8/18/2015		0.140%	14.000%	1,695,000	1,693,305.94	777.82	1,694,607.33	523.57
161566	313396KP7	108	FHLMC D N	12/18/2014	8/18/2015		0.180%	18.000%	281,000	280,658.59	146.12	280,934.90	130.19
161800	313396KP7	108	FHLMC D N	1/14/2015	8/18/2015		0.150%	15.000%	3,196,000	3,193,123.60	1,025.38	3,195,259.59	1,110.61
161889	313396KP7	108	FHLMC D N	1/22/2015	8/18/2015		0.140%	14.000%	6,498,000	6,492,743.84	1,743.63	6,496,494.63	2,007.16
161943	313396KR3	108	FHLMC D N	1/27/2015	8/20/2015		0.100%	10.000%	5,000,000	4,997,152.78	888.89	4,998,825.00	783.33
160759	313384KS7	108	FHLB D N	10/1/2014	8/21/2015		0.160%	16.000%	400,000	399,424.00	323.56	399,905.33	157.77
161403	313384KS7	108	FHLB D N	12/8/2014	8/21/2015		0.165%	16.500%	900,000	898,944.00	470.25	899,787.00	372.75
160756	313384KZ1	108	FHLB D N	10/1/2014	8/28/2015		0.150%	15.000%	600,000	599,172.50	455.00	599,851.00	223.50

MIAMI-DADE COUNTY
REPORT WRITER
AS OF DATE: March 31, 2015
SORTING ORDER: FUND ICC#

INVSMT NUMBER	CUSIP NUMBER	FUND NUMBER	DESCRIPTION	PURCHASE SET DATE	MATURITY DATE	CALL DATE	INTEREST RATE	YTM TRADING	SCHEDULED PAR VALUE	CURRENT BOOK VALUE	PERIOD-END INTEREST ACCRL	MARKET VALUE	UNREALIZED GAIN/LOSS
161726	313588KZ7	108	FNMA D N	1/6/2015	8/28/2015		0.155%	15.500%	2,000,000	1,997,985.00	731.94	1,999,503.33	786.39
155558	3135G0UW1	108	FNMA - BULLET	4/9/2013	8/28/2015		0.350%	35.000%	1,000,000	1,000,000.00	320.83	1,000,470.00	470.00
160546	313384LE7	108	FHLB D N	9/11/2014	9/2/2015		0.165%	16.500%	3,000,000	2,995,105.00	2,777.50	2,998,716.67	834.17
160524	313384LG2	108	FHLB D N	9/11/2014	9/4/2015		0.170%	17.000%	2,200,000	2,196,280.78	2,098.55	2,199,046.67	667.34
160752	313384LG2	108	FHLB D N	10/1/2014	9/4/2015		0.160%	16.000%	1,487,000	1,484,766.20	1,202.82	1,486,355.63	386.61
161565	313384LG2	108	FHLB D N	12/18/2014	9/4/2015		0.190%	19.000%	300,000	299,588.33	164.67	299,870.00	117.00
161419	313312LL2	108	FFCB D N	12/10/2014	9/8/2015		0.170%	17.000%	2,000,000	1,997,431.11	1,057.78	1,999,111.11	622.22
161387	313384LL1	108	FHLB D N	12/5/2014	9/8/2015		0.185%	18.500%	2,180,000	2,176,896.83	1,310.73	2,179,031.11	823.55
160753	313384LM9	108	FHLB D N	10/1/2014	9/9/2015		0.155%	15.500%	800,000	798,818.56	626.89	799,642.22	196.77
161401	313384LM9	108	FHLB D N	12/8/2014	9/9/2015		0.175%	17.500%	1,200,000	1,198,395.83	665.00	1,199,463.33	402.50
162094	36959JW90	108	CP - General Electri	2/11/2015	9/9/2015		0.280%	28.000%	20,000,000	19,967,333.33	7,622.22	19,977,638.89	2,683.34
160525	313312LN8	108	FFCB D N	9/11/2014	9/10/2015		0.160%	16.000%	2,000,000	1,996,764.44	1,795.56	1,999,100.00	540.00
160526	313384LP2	108	FHLB D N	9/11/2014	9/11/2015		0.170%	17.000%	2,000,000	1,996,552.78	1,907.78	1,999,094.44	633.88
161400	313396LP6	108	FHLMC D N	12/8/2014	9/11/2015		0.175%	17.500%	2,000,000	1,997,306.94	1,108.34	1,999,094.44	679.16
161737	313588LS2	108	FNMA D N	1/8/2015	9/14/2015		0.185%	18.500%	5,000,000	4,993,602.08	2,132.64	4,997,694.44	1,959.72
160757	313384LT4	108	FHLB D N	10/1/2014	9/15/2015		0.145%	14.500%	500,000	499,297.15	366.53	499,768.06	104.38
162145	46640QWH0	108	CP - JPMORGAN SECURI	2/19/2015	9/17/2015		0.330%	33.100%	35,000,000	34,932,625.00	13,154.17	34,958,923.61	13,144.44
153303	3133EAZ68	108	FFCB - BULLET	9/25/2012	9/25/2015		0.400%	40.800%	2,000,000	1,999,916.44	133.33	2,001,660.00	1,743.56
160719	313382H48	108	FHLB STEP UP	9/27/2014	9/27/2015	6/27/2015	1.000%	100.000%	2,000,000	2,000,000.00	222.22	2,002,960.00	2,960.00
155190	3136G1HC6	108	FNMA STEP UP	3/28/2013	9/28/2015	6/28/2015	0.850%	85.600%	2,100,000	2,099,936.93	148.75	2,102,205.00	2,268.07
161163	313396MK6	108	FHLMC D N	11/12/2014	10/1/2015		0.120%	12.000%	10,000,000	9,989,233.33	4,666.67	9,994,408.33	508.33
162285	313396MK6	108	FHLMC D N	3/6/2015	10/1/2015		0.120%	12.000%	10,000,000	9,993,033.30	866.67	9,994,408.33	508.36
162286	313396MK6	108	FHLMC D N	3/6/2015	10/1/2015		0.120%	12.000%	8,000,000	7,994,426.67	693.33	7,995,526.67	406.67
160901	313588MK8	108	FNMA D N	10/16/2014	10/1/2015		0.150%	15.000%	10,000,000	9,985,416.67	6,958.33	9,994,408.33	2,033.33
162362	313588MK8	108	FNMA D N	3/17/2015	10/1/2015		0.160%	16.000%	25,000,000	24,978,000.00	1,666.67	24,986,020.83	6,354.16
162373	313588MK8	108	FNMA D N	3/18/2015	10/1/2015		0.170%	17.000%	10,000,000	9,990,697.22	661.11	9,994,408.33	3,050.00
161666	313312MP2	108	FFCB D N	12/30/2014	10/5/2015		0.260%	26.100%	3,000,000	2,993,955.00	1,993.33	2,997,818.33	1,870.00
155390	313382K51	108	FHLB STEP UP	4/10/2013	10/10/2015	4/10/2015	0.750%	75.600%	5,000,000	4,999,700.99	17,812.50	5,000,600.00	899.01
161413	313396MZ3	108	FHLMC D N	12/9/2014	10/15/2015		0.185%	18.500%	2,000,000	1,996,813.89	1,161.39	1,998,796.11	820.83
161506	313312ND8	108	FFCB D N	12/16/2014	10/19/2015		0.220%	22.000%	3,000,000	2,994,371.67	1,943.33	2,997,655.00	1,340.00
162374	313312ND8	108	FFCB D N	3/18/2015	10/19/2015		0.190%	19.000%	4,000,000	3,995,461.11	295.56	3,996,873.33	1,116.66
145973	31398A4M1	108	FNMA - BULLET	3/8/2011	10/26/2015		1.625%	222.100%	12,000,000	11,932,661.07	83,958.33	12,095,880.00	163,218.93
155539	3136G1K99	108	FNMA STEP UP	4/30/2013	10/30/2015	4/30/2015	0.750%	75.000%	3,000,000	3,000,000.00	9,437.50	3,001,140.00	1,140.00
161314	313396NU3	108	FHLMC D N	11/26/2014	11/3/2015		0.190%	19.000%	3,000,000	2,994,585.00	1,995.00	2,998,020.00	1,440.00
162253	313396NV1	108	FHLMC D N	3/4/2015	11/4/2015		0.160%	16.000%	5,000,000	4,994,555.56	622.22	4,996,684.72	1,506.94
161194	313312NX4	108	FFCB D N	11/13/2014	11/6/2015		0.170%	17.000%	5,000,000	4,991,547.22	3,281.95	4,995,741.67	912.50
162375	313312PA2	108	FFCB D N	3/18/2015	11/9/2015		0.220%	22.000%	10,000,000	9,985,577.78	855.56	9,991,366.67	4,933.33
162240	313396PD9	108	FHLMC D N	3/2/2015	11/12/2015		0.155%	15.500%	10,000,000	9,989,020.83	1,291.67	9,993,125.00	2,812.50
162420	313396PH0	108	FHLMC D N	3/20/2015	11/16/2015		0.175%	17.500%	5,000,000	4,994,142.36	291.67	4,996,501.39	2,067.36
162439	313396PK3	108	FHLMC D N	3/23/2015	11/18/2015		0.180%	18.000%	15,000,000	14,982,000.00	675.00	14,989,412.50	6,730.50
161306	313384PM5	108	FHLB D N	11/25/2014	11/20/2015		0.190%	19.000%	5,000,000	4,990,500.00	3,351.39	4,996,440.28	2,588.89
162269	313396PQ0	108	FHLMC D N	3/5/2015	11/23/2015		0.175%	17.500%	3,951,000	3,945,948.76	518.57	3,948,150.89	1,683.56
161329	3136G05Q0	108	FNMA STEP UP	11/27/2014	11/27/2015	5/27/2015	0.750%	75.000%	5,150,000	5,150,000.00	13,304.17	5,153,759.50	3,759.50
161420	313384PY9	108	FHLB D N	12/10/2014	12/1/2015		0.250%	25.100%	1,500,000	1,496,291.67	1,166.67	1,497,966.67	508.33
162421	313396PY3	108	FHLMC D N	3/20/2015	12/1/2015		0.190%	19.000%	5,000,000	4,993,244.44	316.67	4,993,222.22	(338.89)
157788	3133EDB84	108	FFCB - BULLET	12/3/2013	12/3/2015		0.300%	30.000%	3,000,000	3,000,000.00	2,950.00	3,000,630.00	630.00
161559	313396QE6	108	FHLMC D N	12/18/2014	12/7/2015		0.280%	28.100%	1,000,000	997,246.67	808.89	998,611.11	555.55
162489	313384QF9	108	FHLB D N	3/30/2015	12/8/2015		0.160%	16.000%	5,300,000	5,294,040.44	47.11	5,292,609.44	(1,478.11)
161503	3136G07A3	108	FNMA STEP UP	12/13/2014	12/13/2015	6/13/2015	0.800%	80.000%	5,000,000	5,000,000.00	12,000.00	4,998,550.00	(1,450.00)
161508	313396QM8	108	FHLMC D N	12/16/2014	12/14/2015		0.280%	28.100%	5,000,000	4,985,883.33	4,122.22	4,992,861.11	2,855.56
161606	3136G16M6	108	FNMA STEP UP	12/20/2014	12/20/2015	6/20/2015	0.700%	70.000%	3,600,000	3,600,000.00	7,070.00	3,584,412.00	(15,588.00)
162438	313312QW3	108	FFCB D N	3/23/2015	12/23/2015		0.230%	23.000%	15,000,000	14,973,645.83	862.50	14,977,833.33	3,325.00
161651	3136G1AA7	108	FNMA STEP UP	12/26/2014	12/26/2015	12/26/2015	0.875%	87.500%	4,000,000	4,000,000.00	9,236.11	4,010,320.00	10,320.00
154172	3136G14Y2	108	FNMA STEP UP	12/27/2012	12/27/2015	6/27/2015	0.750%	75.000%	2,150,000	2,150,000.00	4,210.42	2,151,655.50	1,655.50
159756	3136G16J3	108	FNMA STEP UP	6/27/2014	12/27/2015	6/27/2015	0.800%	80.000%	5,000,000	5,000,000.00	10,444.44	4,995,650.00	(4,350.00)
161653	3136G15A3	108	FNMA STEP UP	12/27/2014	12/27/2015	6/27/2015	0.800%	80.000%	5,000,000	5,000,000.00	10,444.44	4,972,250.00	(27,750.00)

MIAMI-DADE COUNTY
REPORT WRITER
AS OF DATE: March 31, 2015
SORTING ORDER: FUND ICC#

INVSMT NUMBER	CUSIP NUMBER	FUND NUMBER	DESCRIPTION	PURCHASE SET DATE	MATURITY DATE	CALL DATE	INTEREST RATE	YTM TRADING	SCHEDULED PAR VALUE	CURRENT BOOK VALUE	PERIOD-END INTEREST ACCRL	MARKET VALUE	UNREALIZED GAIN/LOSS
161654	3136G16W4	108	FNMA STEP UP	12/27/2014	12/27/2015	6/27/2015	0.750%	75.000%	5,000,000	5,000,000.00	9,791.67	5,000,100.00	100.00
161657	3136G16Z7	108	FNMA STEP UP	12/27/2014	12/27/2015	6/27/2015	0.700%	70.000%	3,500,000	3,500,000.00	6,397.22	3,495,730.00	(4,270.00)
161658	3136G16Z7	108	FNMA STEP UP	12/27/2014	12/27/2015	6/27/2015	0.700%	70.000%	3,000,000	3,000,000.00	5,483.33	2,996,340.00	(3,660.00)
161659	3136G16V6	108	FNMA STEP UP	12/27/2014	12/27/2015	6/27/2015	0.800%	80.000%	5,000,000	5,000,000.00	10,444.44	5,004,150.00	4,150.00
161667	313384RB7	108	FHLB D N	12/30/2014	12/28/2015		0.270%	27.100%	1,000,000	997,277.50	690.00	998,490.00	522.50
162488	313396RJ4	108	FHLMC D N	3/30/2015	1/4/2016		0.230%	23.000%	6,000,000	5,989,266.67	76.67	5,989,740.00	396.66
162444	313588RJ6	108	FNMA D N	3/25/2015	1/4/2016		0.225%	22.500%	6,500,000	6,488,421.88	284.37	6,488,885.00	178.75
161891	3136G1AP4	108	FNMA STEP UP	1/22/2015	1/22/2016	4/22/2015	0.750%	75.000%	5,000,000	5,000,000.00	7,187.50	4,985,950.00	(14,050.00)
156412	3133ECTC8	108	FFCB - BULLET	6/28/2013	1/28/2016		0.640%	64.000%	1,000,000	1,000,000.00	1,120.00	1,003,320.00	3,320.00
162486	313312SK7	108	FFCB D N	3/30/2015	1/29/2016		0.250%	25.100%	10,000,000	9,978,819.44	138.89	9,981,400.00	2,441.67
154972	3136G1BD0	108	FNMA STEP UP	2/21/2013	1/30/2016	4/30/2015	0.750%	79.100%	6,000,000	5,997,557.51	7,625.00	6,002,040.00	4,482.49
155058	3136G1AQ2	108	FNMA STEP UP	2/27/2013	1/30/2016	4/30/2015	0.700%	76.900%	5,000,000	4,996,588.56	5,930.56	5,002,150.00	5,561.44
161977	3136G1B40	108	FNMA STEP UP	1/30/2015	1/30/2016	4/30/2015	0.850%	85.000%	4,000,000	4,000,000.00	5,761.11	4,002,080.00	2,080.00
161979	3136G1B32	108	FNMA STEP UP	1/30/2015	1/30/2016	4/30/2015	0.850%	85.000%	4,000,000	4,000,000.00	5,761.11	3,999,640.00	(360.00)
161982	3136G1BA6	108	FNMA STEP UP	1/30/2015	1/30/2016	4/30/2015	0.875%	87.500%	3,275,000	3,275,000.00	4,855.64	3,276,640.75	1,604.75
155134	3133ECE91	108	FFCB - BULLET	3/6/2013	2/1/2016		0.400%	40.000%	2,000,000	2,000,000.00	1,333.33	2,001,440.00	1,440.00
162163	313384SS9	108	FHLB D N	2/20/2015	2/5/2016		0.270%	27.100%	1,054,000	1,051,233.25	316.20	1,051,818.22	268.77
162454	313384SY6	108	FHLB D N	3/26/2015	2/1/2016		0.260%	26.100%	5,000,000	4,988,372.22	216.67	4,989,450.00	861.11
162487	313384SY6	108	FHLB D N	3/30/2015	2/1/2016		0.260%	26.100%	8,000,000	7,981,626.67	115.56	7,983,120.00	1,377.77
154807	313382B77	108	FHLB - BULLET	2/12/2013	2/12/2016		0.420%	43.700%	4,000,000	3,999,335.16	2,286.67	4,001,560.00	2,224.84
162178	3136G1CY3	108	FNMA STEP UP	2/22/2015	2/22/2016	5/22/2015	1.125%	112.500%	3,000,000	3,000,000.00	3,656.25	3,003,420.00	3,420.00
162422	313588TL9	108	FNMA D N	3/20/2015	2/23/2016		0.230%	23.100%	863,000	861,125.37	66.16	861,110.03	(81.50)
151141	3133EAFB9	108	FFCB - BULLET	3/7/2012	2/24/2016		0.720%	72.000%	3,000,000	3,000,000.00	2,220.00	3,011,760.00	11,760.00
154690	3136G1DA4	108	FNMA STEP UP	2/28/2013	2/28/2016	5/28/2015	1.000%	100.000%	5,000,000	5,000,000.00	4,583.33	5,005,300.00	5,300.00
158599	3136G1DZ9	108	FNMA STEP UP	2/28/2014	2/28/2016	5/28/2015	1.000%	100.000%	4,000,000	4,000,000.00	3,666.67	3,995,880.00	(4,120.00)
158600	3136G1DZ9	108	FNMA STEP UP	2/28/2014	2/28/2016	5/28/2015	1.000%	100.000%	2,291,000	2,291,000.00	2,100.08	2,288,640.27	(2,359.73)
154890	3136G1ET2	108	FNMA STEP UP	3/6/2013	3/6/2016	6/6/2015	1.000%	100.800%	5,000,000	4,999,583.71	3,472.22	5,004,000.00	4,416.29
155696	3133ECLQ5	108	FFCB - BULLET	4/24/2013	3/18/2016		0.350%	37.000%	3,000,000	2,999,400.28	379.17	3,001,110.00	1,709.72
162398	3136G1FW4	108	FNMA STEP UP	3/19/2015	3/19/2016	6/19/2015	1.125%	112.500%	5,000,000	5,000,000.00	1,875.00	5,006,250.00	6,250.00
160636	3136G1HE2	108	FNMA STEP UP	9/20/2014	3/20/2016	6/20/2015	1.000%	100.000%	5,000,000	5,000,000.00	1,527.78	5,006,150.00	6,150.00
162445	313312US7	108	FFCB D N	3/25/2015	3/24/2016		0.310%	31.100%	5,000,000	4,984,284.72	301.39	4,986,100.00	1,513.89
160720	3136G1GQ6	108	FNMA STEP UP	9/27/2014	3/27/2016	6/27/2015	1.000%	100.000%	5,500,000	5,500,000.00	611.11	5,501,705.00	1,705.00
160723	3136G1GQ6	108	FNMA STEP UP	9/27/2014	3/27/2016	6/27/2015	1.000%	100.000%	5,000,000	5,000,000.00	555.56	5,001,550.00	1,550.00
161070	3136G0S69	108	FNMA STEP UP	10/30/2014	4/30/2016	4/30/2015	0.750%	75.000%	4,000,000	4,000,000.00	12,583.33	3,993,640.00	(6,360.00)
161148	3136G1KW8	108	FNMA STEP UP	11/8/2014	5/8/2016	5/8/2015	0.900%	90.000%	4,000,000	4,000,000.00	14,300.00	4,003,240.00	3,240.00
161274	3136G04J7	108	FNMA STEP UP	11/21/2014	5/21/2016	5/21/2015	0.875%	87.500%	2,975,000	2,975,000.00	9,400.17	2,977,380.00	2,380.00
159689	3133EDMN9	108	FFCB - BULLET	6/20/2014	6/2/2016		0.375%	50.100%	1,000,000	998,128.08	1,239.58	1,000,950.00	2,821.92
162485	3133EEVB3	108	FFCB - BULLET	3/27/2015	6/27/2016		0.500%	50.000%	2,000,000	2,000,000.00	111.11	2,001,120.00	1,120.00
161980	3136G1AJ8	108	FNMA STEP UP	1/30/2015	7/30/2016	4/30/2015	0.800%	80.000%	4,000,000	4,000,000.00	5,422.22	3,988,440.00	(11,560.00)
162350	3133EETK6	108	FFCB BULLET	3/16/2015	8/16/2016		0.550%	55.000%	2,000,000	2,000,000.00	458.33	2,003,840.00	3,840.00
157536	3133ED6C1	108	FFCB - BULLET	11/5/2013	11/1/2016		0.650%	65.800%	2,000,000	1,999,665.75	5,416.67	2,003,260.00	3,594.25
153193	3133EAK98	108	FFCB C I	9/6/2012	2/15/2017	4/6/2015	0.850%	86.100%	3,100,000	3,099,302.83	3,366.94	3,100,217.00	914.17
162164	3136G1CW7	108	FNMA STEP UP	2/20/2015	2/20/2017	5/20/2015	1.000%	100.000%	3,000,000	3,000,000.00	3,416.67	3,003,000.00	3,000.00
154921	3133ECG99	108	FFCB - BULLET	2/22/2013	2/22/2017		0.660%	67.900%	2,000,000	1,999,238.76	1,430.00	1,996,620.00	(2,618.76)
159433	3133ECG99	108	FFCB - BULLET	5/23/2014	2/22/2017		0.660%	71.000%	1,000,000	999,013.12	715.00	998,310.00	(703.12)
155387	3133ECKC7	108	FFCB - BULLET	3/28/2013	3/28/2017		0.650%	65.800%	1,900,000	1,899,715.20	102.92	1,901,045.00	1,329.80
153663	3136G0X89	108	FNMA C I	10/26/2012	4/26/2017	4/26/2015	0.750%	75.000%	3,000,000	3,000,000.00	9,687.50	2,997,330.00	(2,670.00)
153912	3133EAE38	108	FFCB C I	8/1/2012	5/1/2017	4/6/2015	0.820%	84.400%	3,000,000	2,998,266.25	10,250.00	3,000,210.00	1,943.75
152643	3133EAKZ7	108	FFCB C I	7/24/2012	7/24/2017	4/6/2015	0.970%	98.500%	1,000,000	999,625.82	1,805.28	999,310.00	(315.82)
153190	3135G0NC3	108	FNMA C I	9/6/2012	8/14/2017	5/14/2015	1.000%	100.000%	4,900,000	4,900,000.00	6,397.22	4,897,746.00	(2,254.00)
161978	3136G1BF5	108	FNMA STEP UP	1/30/2015	1/30/2018	4/30/2015	1.250%	125.000%	3,000,000	3,000,000.00	6,354.17	3,002,460.00	2,460.00
162173	3130A4DN9	108	FHLB STEP UP	3/19/2015	3/19/2018	6/19/2015	1.875%	187.500%	5,000,000	5,000,000.00	3,125.00	5,011,300.00	11,300.00
		108 Total							1,090,338,062	1,089,454,620.80	865,835.50	1,090,118,731.80	365,268.95
158970	313384DU0	109	FHLB D N	4/8/2014	4/1/2015		0.100%	10.000%	5,000,000	4,995,027.78	4,972.22	5,000,000.00	0.00
161059	313384DU0	109	FHLB D N	10/30/2014	4/1/2015		0.080%	8.000%	4,200,000	4,198,572.00	1,428.00	4,200,000.00	0.00
161075	313384DU0	109	FHLB D N	10/31/2014	4/1/2015		0.075%	7.500%	1,160,000	1,159,632.67	367.33	1,160,000.00	0.00

MIAMI-DADE COUNTY
REPORT WRITER
AS OF DATE: March 31, 2015
SORTING ORDER: FUND ICC#

INVSMT NUMBER	CUSIP NUMBER	FUND NUMBER	DESCRIPTION	PURCHASE SET DATE	MATURITY DATE	CALL DATE	INTEREST RATE	YTM TRADING	SCHEDULED PAR VALUE	CURRENT BOOK VALUE	PERIOD-END INTEREST ACCRL	MARKET VALUE	UNREALIZED GAIN/LOSS
161087	313384DU0	109	FHLB D N	11/4/2014	4/1/2015		0.085%	8.500%	1,330,000	1,329,535.24	464.76	1,330,000.00	0.00
162340	313384DU0	109	FHLB D N	3/13/2015	4/1/2015		0.050%	5.000%	20,015,000	20,014,471.83	528.17	20,015,000.00	0.00
159359	313588DU6	109	FNMA D N	5/15/2014	4/1/2015		0.080%	8.000%	15,000,000	14,989,300.00	10,700.00	15,000,000.00	0.00
159872	313588DU6	109	FNMA D N	7/10/2014	4/1/2015		0.110%	11.000%	40,000,000	39,967,611.11	32,388.89	40,000,000.00	0.00
159951	313588DU6	109	FNMA D N	7/18/2014	4/1/2015		0.100%	10.000%	1,500,000	1,498,929.17	1,070.83	1,500,000.00	0.00
160059	313588DU6	109	FNMA D N	7/30/2014	4/1/2015		0.105%	10.500%	19,276,000	19,262,225.69	13,774.31	19,276,000.00	0.00
161058	313588DU6	109	FNMA D N	10/30/2014	4/1/2015		0.068%	6.800%	6,000,000	5,998,278.75	1,721.25	6,000,000.00	0.00
161060	313588DU6	109	FNMA D N	10/30/2014	4/1/2015		0.080%	8.000%	1,700,000	1,699,422.00	578.00	1,700,000.00	0.00
161061	313588DU6	109	FNMA D N	10/30/2014	4/1/2015		0.070%	7.000%	1,300,000	1,299,613.25	386.75	1,300,000.00	0.00
161079	313588DU6	109	FNMA D N	11/3/2014	4/1/2015		0.060%	6.000%	4,386,000	4,384,910.81	1,089.19	4,386,000.00	0.00
157190	3130A05V8	109	FHLB - BULLET	10/1/2013	4/1/2015		0.210%	21.000%	15,000,000	15,000,000.00	15,750.00	15,000,000.00	0.00
151198	WACHOVIA8	109	WACHOVIA INT BEARING	3/1/2012	4/1/2015		0.020%	2.000%	93,151,613	93,151,613.42	0.03	93,151,613.42	0.00
159333	313588DV4	109	FNMA D N	5/14/2014	4/2/2015		0.090%	9.000%	2,000,000	1,998,385.00	1,610.00	1,999,998.33	3.33
159334	313588DW2	109	FNMA D N	5/14/2014	4/3/2015		0.090%	9.000%	1,900,000	1,898,461.00	1,529.50	1,899,996.83	6.33
159155	313312DZ0	109	FFCB D N	4/24/2014	4/6/2015		0.130%	13.000%	725,000	724,091.53	895.38	724,996.98	10.07
159147	313396EA7	109	FHLMC D N	4/24/2014	4/7/2015		0.110%	11.000%	1,000,000	998,936.67	1,045.00	999,995.00	13.33
162255	313384EB1	109	FHLB D N	3/4/2015	4/8/2015		0.050%	5.000%	200,000	199,990.28	7.78	199,998.83	0.77
159153	313396EB5	109	FHLMC D N	4/24/2014	4/8/2015		0.110%	11.000%	800,000	799,146.89	836.00	799,995.33	12.44
156125	3133ECKX1	109	FFCB - BULLET	5/31/2013	4/9/2015		0.280%	29.100%	1,000,000	999,946.61	1,337.78	1,000,030.00	83.39
159154	313396ED1	109	FHLMC D N	4/24/2014	4/10/2015		0.110%	11.000%	775,000	774,168.81	809.88	774,994.19	15.50
159150	313396EG4	109	FHLMC D N	4/24/2014	4/13/2015		0.110%	11.000%	900,000	899,026.50	940.50	899,991.00	24.00
159151	313396EH2	109	FHLMC D N	4/24/2014	4/14/2015		0.110%	11.000%	895,000	894,029.17	935.28	894,990.30	25.85
161670	313396EH2	109	FHLMC D N	12/30/2014	4/14/2015		0.160%	16.000%	66,000	65,969.20	26.99	65,999.29	3.10
159149	313396EJ8	109	FHLMC D N	4/24/2014	4/15/2015		0.110%	11.000%	915,000	914,004.68	956.18	914,989.33	28.47
159148	313396EK5	109	FHLMC D N	4/24/2014	4/16/2015		0.110%	11.000%	975,000	973,936.44	1,018.87	974,987.81	32.50
159261	313396EL3	109	FHLMC D N	5/7/2014	4/17/2015		0.110%	11.000%	900,000	899,051.25	904.75	899,988.00	32.00
159262	313396EP4	109	FHLMC D N	5/7/2014	4/20/2015		0.110%	11.000%	895,000	894,048.32	899.72	894,985.83	37.79
159207	313396EQ2	109	FHLMC D N	4/30/2014	4/21/2015		0.120%	12.000%	378,000	377,551.44	423.36	377,993.70	18.90
159175	313396ER0	109	FHLMC D N	4/28/2014	4/22/2015		0.120%	12.000%	1,000,000	998,803.33	1,126.67	999,982.50	52.50
159176	313396ES8	109	FHLMC D N	4/28/2014	4/23/2015		0.120%	12.000%	900,000	898,920.00	1,014.00	899,983.50	49.50
159177	313396ET6	109	FHLMC D N	4/28/2014	4/24/2015		0.120%	12.000%	950,000	948,856.83	1,070.34	949,981.79	54.62
159260	313396EW9	109	FHLMC D N	5/7/2014	4/27/2015		0.110%	11.000%	910,000	909,012.90	914.81	909,980.28	52.57
159294	313384EX3	109	FHLB D N	5/9/2014	4/28/2015		0.115%	11.500%	900,000	898,982.25	940.13	899,979.75	57.37
159293	313396EY5	109	FHLMC D N	5/9/2014	4/29/2015		0.095%	9.500%	910,000	909,147.51	785.25	909,978.77	46.01
159292	313396EZ2	109	FHLMC D N	5/9/2014	4/30/2015		0.095%	9.500%	920,000	919,135.71	793.88	919,977.77	48.18
159360	313384FA2	109	FHLB D N	5/15/2014	5/1/2015		0.110%	11.000%	2,000,000	1,997,855.00	1,961.67	1,999,950.00	133.33
159504	313384FA2	109	FHLB D N	6/3/2014	5/1/2015		0.100%	10.000%	1,634,000	1,632,493.09	1,370.74	1,633,959.15	95.32
159455	313384FD6	109	FHLB D N	5/29/2014	5/4/2015		0.100%	10.000%	1,500,000	1,498,583.33	1,279.17	1,499,958.75	96.25
159435	313396FE8	109	FHLMC D N	5/23/2014	5/5/2015		0.100%	10.000%	1,040,000	1,038,997.56	904.22	1,039,970.53	68.75
156017	3133ECNU4	109	FFCB - BULLET	5/21/2013	5/6/2015		0.220%	25.000%	2,000,000	1,999,702.94	1,772.22	2,000,260.00	557.06
159291	313396FG3	109	FHLMC D N	5/9/2014	5/7/2015		0.100%	10.000%	950,000	949,042.08	862.92	949,971.50	66.50
161134	3136G03B5	109	FNMA STEP UP	11/7/2014	5/7/2015	5/7/2015	0.800%	80.000%	4,000,000	4,000,000.00	12,800.00	4,001,760.00	1,760.00
159290	313396FH1	109	FHLMC D N	5/9/2014	5/8/2015		0.100%	10.000%	1,000,000	998,988.89	908.33	999,969.17	71.95
159596	3136G1LJ6	109	FNMA STEP UP	5/15/2013	5/8/2015	5/8/2015	0.625%	65.000%	2,000,000	1,999,751.04	4,965.28	2,000,780.00	1,028.96
159456	313396FL2	109	FHLMC D N	5/29/2014	5/11/2015		0.100%	10.000%	1,445,000	1,443,607.18	1,232.26	1,444,951.83	112.39
159460	313396FM0	109	FHLMC D N	5/29/2014	5/12/2015		0.100%	10.000%	1,100,000	1,098,936.67	938.05	1,099,962.42	87.70
159459	313396FN8	109	FHLMC D N	5/29/2014	5/13/2015		0.100%	10.000%	1,148,000	1,146,887.08	978.99	1,147,959.82	93.75
159454	313396FP3	109	FHLMC D N	5/29/2014	5/14/2015		0.100%	10.000%	1,510,000	1,508,531.94	1,287.70	1,509,945.89	126.25
159458	313396FQ1	109	FHLMC D N	5/29/2014	5/15/2015		0.100%	10.000%	1,250,000	1,248,781.25	1,065.97	1,249,954.17	106.95
156045	3136G1L72	109	FNMA STEP UP	5/22/2013	5/15/2015	5/15/2015	0.750%	78.800%	3,000,000	2,999,439.83	8,500.00	3,002,280.00	2,840.17
156076	3136G1L72	109	FNMA STEP UP	5/24/2013	5/15/2015	5/15/2015	0.750%	81.400%	3,965,000	3,963,762.66	11,234.17	3,968,013.40	4,250.74
159357	3136G1L56	109	FNMA STEP UP	5/15/2014	5/15/2015	5/15/2015	0.750%	75.000%	5,000,000	5,000,000.00	14,166.67	5,003,950.00	3,950.00
155767	3133ECLN2	109	FFCB - BULLET	4/29/2013	5/18/2015		0.250%	25.000%	2,000,000	2,000,000.00	1,847.22	2,000,320.00	320.00
159457	313396FU2	109	FHLMC D N	5/29/2014	5/19/2015		0.100%	10.000%	1,350,000	1,348,668.75	1,151.25	1,349,946.00	126.00
159453	313384FV6	109	FHLB D N	5/29/2014	5/20/2015		0.012%	12.000%	1,600,000	1,598,101.33	1,637.34	1,599,934.67	196.00
159451	313396FW8	109	FHLMC D N	5/29/2014	5/21/2015		0.100%	10.000%	1,665,000	1,663,348.88	1,419.87	1,664,930.63	161.88

MIAMI-DADE COUNTY
REPORT WRITER
AS OF DATE: March 31, 2015
SORTING ORDER: FUND ICC#

INVSMT NUMBER	CUSIP NUMBER	FUND NUMBER	DESCRIPTION	PURCHASE SET DATE	MATURITY DATE	CALL DATE	INTEREST RATE	YTM TRADING	SCHEDULED PAR VALUE	CURRENT BOOK VALUE	PERIOD-END INTEREST ACCRL	MARKET VALUE	UNREALIZED GAIN/LOSS
159452	313396FW8	109	FHLMC D N	5/29/2014	5/21/2015		0.100%	10.000%	1,650,000	1,648,363.75	1,407.08	1,649,931.25	160.42
159464	313396FX6	109	FHLMC D N	5/29/2014	5/22/2015		0.100%	10.000%	1,000,000	999,005.56	852.77	999,957.50	99.17
156083	3136G1ML0	109	FNMA STEP UP	5/29/2013	5/25/2015	5/25/2015	0.700%	73.600%	5,000,000	4,999,132.23	12,250.00	5,003,300.00	4,167.77
159461	313396GB3	109	FHLMC D N	5/29/2014	5/26/2015		0.100%	10.000%	1,050,000	1,048,944.17	895.41	1,049,951.88	112.30
159463	313396GB3	109	FHLMC D N	5/29/2014	5/26/2015		0.100%	10.000%	1,025,000	1,023,969.31	874.09	1,024,953.02	109.62
162443	313384GC7	109	FHLB D N	3/25/2015	5/27/2015		0.057%	5.700%	31,930,000	31,926,814.98	353.89	31,928,509.93	1,341.06
159462	313396GC1	109	FHLMC D N	5/29/2014	5/27/2015		0.100%	10.000%	1,026,000	1,024,965.45	874.95	1,025,952.12	111.72
156050	3133ECQF4	109	FFCB - BULLET	5/28/2013	5/28/2015		0.250%	26.000%	1,200,000	1,199,940.82	1,025.00	1,200,276.00	335.18
159549	313396GE7	109	FHLMC D N	6/10/2014	5/29/2015		0.110%	11.000%	1,235,000	1,233,667.92	1,113.21	1,234,940.31	159.18
159568	313384GH6	109	FHLB D N	6/11/2014	6/1/2015		0.120%	12.000%	785,000	784,071.08	769.30	784,946.79	106.41
159704	313396GK3	109	FHLMC D N	6/23/2014	6/3/2015		0.115%	11.500%	1,000,000	998,897.92	900.83	999,930.00	131.25
159706	313396GL1	109	FHLMC D N	6/23/2014	6/4/2015		0.115%	11.500%	998,000	996,896.93	899.03	997,929.03	133.07
159702	313396GM9	109	FHLMC D N	6/23/2014	6/5/2015		0.115%	11.500%	1,100,000	1,098,780.68	990.92	1,099,920.56	148.96
159699	313396GR8	109	FHLMC D N	6/23/2014	6/9/2015		0.135%	13.500%	1,200,000	1,198,420.50	1,269.00	1,199,908.00	218.50
159701	313396GS6	109	FHLMC D N	6/23/2014	6/10/2015		0.140%	14.000%	1,150,000	1,148,425.78	1,261.16	1,149,910.56	223.62
159700	313396GT4	109	FHLMC D N	6/23/2014	6/11/2015		0.140%	14.000%	1,175,000	1,173,386.99	1,288.58	1,174,907.31	231.74
159717	313396GU1	109	FHLMC D N	6/24/2014	6/12/2015		0.130%	13.000%	562,000	561,283.61	570.27	561,955.04	101.16
159705	313396GY3	109	FHLMC D N	6/23/2014	6/16/2015		0.140%	14.000%	1,000,000	998,607.78	1,096.66	999,915.56	211.12
159725	313396GY3	109	FHLMC D N	6/25/2014	6/16/2015		0.130%	13.000%	882,000	880,866.14	891.80	881,925.52	167.58
159740	313396GZ0	109	FHLMC D N	6/26/2014	6/17/2015		0.125%	12.500%	1,100,000	1,098,640.28	1,065.62	1,099,905.89	199.99
159739	313396HA4	109	FHLMC D N	6/26/2014	6/18/2015		0.125%	12.500%	1,105,000	1,103,630.26	1,070.47	1,104,904.23	203.50
159738	313396HB2	109	FHLMC D N	6/26/2014	6/19/2015		0.125%	12.500%	1,110,000	1,108,620.21	1,075.31	1,109,902.57	207.05
159771	313396HE6	109	FHLMC D N	6/30/2014	6/22/2015		0.125%	12.500%	1,000,000	998,760.42	954.86	999,908.89	193.61
159913	313588HE8	109	FNMA D N	7/15/2014	6/22/2015		0.135%	13.500%	778,000	777,002.22	758.55	777,929.12	168.35
159773	313396HF3	109	FHLMC D N	6/30/2014	6/23/2015		0.125%	12.500%	990,000	988,769.38	945.31	989,908.70	194.01
159964	313396HF3	109	FHLMC D N	7/22/2014	6/23/2015		0.125%	12.500%	1,000,000	998,833.33	878.47	999,907.78	195.98
162065	3130A3LS1	109	FHLB STEP UP	2/9/2015	6/23/2015	6/23/2015	0.750%	75.000%	4,000,000	4,003,833.33	8,166.66	4,002,000.00	2,000.00
159772	313396HG1	109	FHLMC D N	6/30/2014	6/24/2015		0.125%	12.500%	995,000	993,759.70	950.09	994,907.13	197.34
159972	313588HG3	109	FNMA D N	7/22/2014	6/24/2015		0.130%	13.000%	500,000	499,391.53	456.80	499,953.33	105.00
159961	313396HH9	109	FHLMC D N	7/21/2014	6/25/2015		0.130%	13.000%	800,000	799,020.67	733.78	799,924.44	169.99
159960	313396HJ5	109	FHLMC D N	7/21/2014	6/26/2015		0.130%	13.000%	865,000	863,937.97	793.40	864,917.34	185.97
162351	3130A26L5	109	FHLB STEP UP	3/16/2015	6/26/2015	6/26/2015	1.000%	108.800%	5,000,000	5,009,861.11	13,194.44	5,002,750.00	4,000.00
159971	313588HM0	109	FNMA D N	7/22/2014	6/29/2015		0.130%	13.000%	600,000	599,259.00	548.17	599,940.67	133.50
159970	313588HN8	109	FNMA D N	7/22/2014	6/30/2015		0.130%	13.000%	700,000	699,132.97	639.53	699,895.00	122.50
160091	313396HP1	109	FHLMC D N	8/1/2014	7/1/2015		0.135%	13.500%	17,590,000	17,567,968.53	16,028.88	17,587,332.18	3,334.77
159953	313588HP3	109	FNMA D N	7/18/2014	7/1/2015		0.145%	14.500%	995,000	993,605.34	1,029.96	994,849.09	213.79
159969	313588HQ1	109	FNMA D N	7/22/2014	7/2/2015		0.140%	14.000%	750,000	748,993.75	737.92	749,885.00	153.33
159968	313588HR9	109	FNMA D N	7/22/2014	7/3/2015		0.140%	14.000%	800,000	798,923.56	787.11	799,876.00	165.33
159965	313588HU2	109	FNMA D N	7/22/2014	7/6/2015		0.140%	14.000%	900,000	898,778.50	885.50	899,856.00	192.00
159966	313396HV8	109	FHLMC D N	7/22/2014	7/7/2015		0.145%	14.500%	850,000	848,801.74	866.17	849,862.58	194.67
159967	313588HW8	109	FNMA D N	7/22/2014	7/8/2015		0.140%	14.000%	840,000	838,853.40	826.47	839,862.80	182.93
157827	3133EDBE1	109	FFCB - BULLET	12/9/2013	7/9/2015		0.220%	23.000%	3,000,000	2,999,850.26	1,503.33	3,000,030.00	179.74
160016	313396HY2	109	FHLMC D N	7/24/2014	7/10/2015		0.150%	15.000%	3,600,000	3,594,735.00	3,765.00	3,599,400.00	900.00
156854	3133ECX74	109	FFCB - BULLET	8/13/2013	7/13/2015		0.300%	31.000%	2,000,000	1,999,897.00	1,300.00	2,000,380.00	483.00
156883	3133ECX74	109	FFCB - BULLET	8/13/2013	7/13/2015		0.300%	32.600%	2,000,000	1,999,742.49	1,300.00	2,000,380.00	637.51
160244	313588JC0	109	FNMA D N	8/18/2014	7/14/2015		0.130%	13.000%	1,200,000	1,198,570.00	979.33	1,199,792.00	242.67
160018	313384JD2	109	FHLB D N	7/24/2014	7/15/2015		0.140%	14.000%	1,500,000	1,497,923.33	1,464.17	1,499,737.50	350.00
160019	313384JE0	109	FHLB D N	7/24/2014	7/16/2015		0.140%	14.000%	1,000,000	998,611.67	976.11	999,823.33	235.55
160020	313384JF7	109	FHLB D N	7/24/2014	7/17/2015		0.150%	15.000%	1,000,000	998,508.33	1,045.84	999,821.67	267.50
160025	313384JJ9	109	FHLB D N	7/25/2014	7/20/2015		0.140%	14.000%	2,000,000	1,997,200.00	1,944.44	1,999,633.33	488.89
160024	313384JK6	109	FHLB D N	7/25/2014	7/21/2015		0.140%	14.000%	3,000,000	2,995,788.33	2,916.67	2,999,445.00	740.00
160044	313384JL4	109	FHLB D N	7/29/2014	7/22/2015		0.140%	14.000%	1,000,000	998,607.78	956.67	999,813.33	248.88
161627	313396JL8	109	FHLMC D N	12/24/2014	7/22/2015		0.200%	20.000%	1,800,000	1,797,900.00	980.00	1,799,664.00	784.00
160017	313384JM2	109	FHLB D N	7/24/2014	7/23/2015		0.140%	14.000%	2,000,000	1,997,168.89	1,952.22	1,999,623.33	502.22
160038	313384JN0	109	FHLB D N	7/28/2014	7/24/2015		0.140%	14.000%	2,100,000	2,097,051.83	2,017.17	2,099,601.00	532.00
160095	313384JN0	109	FHLB D N	8/1/2014	7/24/2015		0.150%	15.000%	2,000,000	1,997,025.00	2,025.00	1,999,620.00	570.00

MIAMI-DADE COUNTY
REPORT WRITER
AS OF DATE: March 31, 2015
SORTING ORDER: FUND ICC#

INVSMT NUMBER	CUSIP NUMBER	FUND NUMBER	DESCRIPTION	PURCHASE SET DATE	MATURITY DATE	CALL DATE	INTEREST RATE	YTM TRADING	SCHEDULED PAR VALUE	CURRENT BOOK VALUE	PERIOD-END INTEREST ACCRL	MARKET VALUE	UNREALIZED GAIN/LOSS
160098	313384JR1	109	FHLB D N	8/1/2014	7/27/2015		0.150%	15.000%	1,850,000	1,847,225.00	1,873.13	1,849,639.25	541.12
160097	313384JS9	109	FHLB D N	8/1/2014	7/28/2015		0.150%	15.000%	1,900,000	1,897,142.08	1,923.75	1,899,626.33	560.50
160123	313384JT7	109	FHLB D N	8/4/2014	7/29/2015		0.150%	15.000%	1,866,000	1,863,208.78	1,866.00	1,865,629.91	555.13
155188	3133ECHV9	109	FFCB - BULLET	3/15/2013	7/30/2015		0.350%	35.000%	1,600,000	1,600,000.00	948.89	1,601,056.00	1,056.00
155315	3133ECHV9	109	FFCB - BULLET	3/19/2013	7/30/2015		0.350%	35.400%	2,000,000	1,999,958.28	1,186.11	2,001,320.00	1,361.72
162064	3134G5XF7	109	FHLMC STEP UP	2/9/2015	7/30/2015	7/30/2015	0.750%	80.300%	4,675,000	4,674,707.81	5,941.14	4,677,992.00	4,160.75
161984	3136G1BZ1	109	FNMA STEP UP	1/30/2015	7/30/2015	4/30/2015	0.875%	87.500%	2,000,000	2,000,000.00	2,965.28	1,994,700.00	(5,300.00)
160096	313384JV2	109	FHLB D N	8/1/2014	7/31/2015		0.160%	16.000%	2,000,000	1,996,764.44	2,160.00	1,999,596.67	672.23
160126	313384JY6	109	FHLB D N	8/5/2014	8/3/2015		0.165%	16.500%	2,116,000	2,112,479.51	2,317.90	2,115,562.69	765.28
160133	313384JZ3	109	FHLB D N	8/6/2014	8/4/2015		0.155%	15.500%	1,200,000	1,198,124.50	1,229.67	1,199,750.00	395.83
160134	313384KA6	109	FHLB D N	8/6/2014	8/5/2015		0.155%	15.500%	1,147,000	1,145,202.40	1,175.35	1,146,759.13	381.38
160175	313396KB8	109	FHLMC D N	8/11/2014	8/6/2015		0.150%	15.000%	763,000	761,855.50	740.75	762,838.50	242.25
160148	313384KC2	109	FHLB D N	8/7/2014	8/7/2015		0.155%	15.500%	1,317,000	1,314,930.30	1,343.89	1,316,719.04	444.85
160246	313396KF9	109	FHLMC D N	8/18/2014	8/10/2015		0.155%	15.500%	1,000,000	998,462.92	973.05	999,781.67	345.70
160243	313396KG7	109	FHLMC D N	8/18/2014	8/11/2015		0.155%	15.500%	1,400,000	1,397,842.06	1,362.27	1,399,692.00	487.67
160241	313396KH5	109	FHLMC D N	8/18/2014	8/12/2015		0.155%	15.500%	1,900,000	1,897,063.18	1,848.81	1,899,578.83	666.84
160248	313396KJ1	109	FHLMC D N	8/18/2014	8/13/2015		0.155%	15.500%	900,000	898,605.00	875.75	899,799.00	318.25
160182	3136G1C23	109	FNMA STEP UP	8/13/2014	8/13/2015	5/13/2015	0.800%	80.000%	1,000,000	1,000,000.00	1,066.67	1,000,790.00	790.00
160238	3130A2UN4	109	FHLB - BULLET	8/18/2014	8/14/2015		0.125%	18.300%	1,800,000	1,799,488.42	293.75	1,800,126.00	637.58
155587	3133ECLP7	109	FFCB - BULLET	4/17/2013	8/17/2015		0.300%	32.200%	1,100,000	1,099,883.80	403.33	1,100,440.00	556.20
155932	3133ECLP7	109	FFCB - BULLET	5/13/2013	8/17/2015		0.300%	31.100%	3,000,000	2,999,836.56	1,100.00	3,001,200.00	1,363.44
150844	313378CN9	109	FHLB - BULLET	2/17/2012	8/17/2015		0.600%	60.000%	3,000,000	3,000,000.00	2,200.00	3,004,680.00	4,680.00
160234	313384KP3	109	FHLB D N	8/19/2014	8/18/2015		0.165%	16.500%	1,500,000	1,497,497.50	1,546.88	1,499,652.50	608.12
160297	313384KQ1	109	FHLB D N	8/21/2014	8/19/2015		0.140%	14.000%	1,000,000	998,588.33	867.22	999,766.67	311.12
160461	313396KQ5	109	FHLMC D N	9/3/2014	8/19/2015		0.155%	15.500%	1,200,000	1,198,191.67	1,085.00	1,199,720.00	443.33
160481	313384KR9	109	FHLB D N	9/4/2014	8/20/2015		0.130%	13.000%	1,000,000	998,736.11	754.72	999,765.00	274.17
160356	313396KR3	109	FHLMC D N	8/27/2014	8/20/2015		0.165%	16.500%	1,000,000	998,359.17	994.58	999,765.00	411.25
160310	313384KS7	109	FHLB D N	8/22/2014	8/21/2015		0.170%	17.000%	1,512,000	1,509,401.04	1,585.08	1,511,642.16	656.04
160394	313384KS7	109	FHLB D N	8/28/2014	8/21/2015		0.165%	16.500%	1,000,000	998,359.17	990.00	999,763.33	414.16
160491	313384KS7	109	FHLB D N	9/5/2014	8/21/2015		0.165%	16.500%	1,000,000	998,395.83	953.34	999,763.33	414.16
160357	313396KS1	109	FHLMC D N	8/27/2014	8/21/2015		0.165%	16.500%	1,000,000	998,354.58	994.59	999,763.33	414.16
160359	313384KV0	109	FHLB D N	8/27/2014	8/24/2015		0.160%	16.000%	500,000	499,195.56	482.22	499,879.17	201.39
160460	313384KV0	109	FHLB D N	9/3/2014	8/24/2015		0.140%	14.000%	1,300,000	1,298,205.28	1,061.67	1,299,685.83	418.88
157748	3133EDAL6	109	FFCB - BULLET	11/25/2013	8/25/2015		0.280%	29.000%	1,500,000	1,499,923.83	420.00	1,500,660.00	736.17
160489	313384KX6	109	FHLB D N	9/5/2014	8/26/2015		0.150%	15.000%	1,000,000	998,520.83	866.67	999,755.00	367.50
160400	313396KY8	109	FHLMC D N	8/29/2014	8/27/2015		0.160%	16.000%	1,453,000	1,450,655.83	1,388.42	1,452,641.59	597.34
162241	3130A44B5	109	FHLB STEP UP	3/2/2015	8/27/2015		1.000%	131.000%	6,165,000	6,156,608.75	5,822.50	6,172,767.90	17,015.40
155560	3135G0UW1	109	FNMA - BULLET	4/9/2013	8/28/2015		0.350%	35.000%	2,000,000	2,000,000.00	641.67	2,000,940.00	940.00
160488	3136G24K0	109	FNMA STEP UP	9/5/2014	8/28/2015	8/28/2015	1.500%	155.100%	550,000	549,861.34	756.25	551,672.00	1,810.66
160492	3130A2UZ7	109	FHLB STEP UP	9/8/2014	8/28/2015	5/28/2015	1.000%	100.000%	1,575,000	1,575,000.00	1,443.75	1,577,047.50	2,047.50
160490	313384LC1	109	FHLB D N	9/5/2014	8/31/2015		0.150%	15.000%	1,000,000	998,500.00	866.67	999,577.78	211.11
161357	313588LC7	109	FNMA D N	12/3/2014	8/31/2015		0.145%	14.500%	1,599,000	1,597,254.65	766.41	1,598,324.87	303.81
160527	313396LD3	109	FHLMC D N	9/11/2014	9/1/2015		0.155%	15.500%	1,500,000	1,497,707.29	1,304.58	1,499,362.50	350.63
161524	313396LD3	109	FHLMC D N	12/17/2014	9/1/2015		0.150%	15.000%	1,000,000	998,925.00	437.50	999,575.00	212.50
161390	313396LE1	109	FHLMC D N	12/5/2014	9/2/2015		0.120%	12.000%	1,105,000	1,104,001.82	430.95	1,104,527.31	94.54
161421	313396LF8	109	FHLMC D N	12/10/2014	9/3/2015		0.150%	15.000%	1,000,000	998,887.50	466.67	999,569.44	215.27
160693	313384LG2	109	FHLB D N	9/25/2014	9/4/2015		0.160%	16.000%	1,000,000	998,471.11	835.56	999,566.67	260.00
161232	313384LL1	109	FHLB D N	11/18/2014	9/8/2015		0.155%	15.500%	1,290,000	1,288,367.08	744.26	1,289,426.67	315.33
158686	3133ECWQ3	109	FFCB - BULLET	9/12/2013	9/9/2015		0.375%	47.000%	1,000,000	999,526.77	229.17	1,000,710.00	1,183.23
161422	313396LN1	109	FHLMC D N	12/10/2014	9/10/2015		0.150%	15.000%	1,275,000	1,273,544.38	595.00	1,274,426.25	286.87
161402	313396LP6	109	FHLMC D N	12/8/2014	9/11/2015		0.170%	17.000%	940,000	938,770.43	506.03	939,574.39	297.93
160696	313396LS0	109	FHLMC D N	9/25/2014	9/14/2015		0.130%	13.000%	500,000	499,360.83	339.45	499,769.44	69.16
160695	313384LT4	109	FHLB D N	9/25/2014	9/15/2015		0.170%	17.000%	903,000	901,486.22	801.66	902,581.11	293.23
160701	313384LU1	109	FHLB D N	9/25/2014	9/16/2015		0.155%	15.500%	500,000	499,233.61	404.72	499,766.67	128.34
160698	313384LV9	109	FHLB D N	9/25/2014	9/17/2015		0.155%	15.500%	500,000	499,231.46	404.72	499,765.28	129.10
157331	3134G36F2	109	FHLMC - BULLET	10/9/2013	9/18/2015		0.420%	42.000%	2,000,000	2,000,000.00	303.33	2,002,000.00	2,000.00

MIAMI-DADE COUNTY
REPORT WRITER
AS OF DATE: March 31, 2015
SORTING ORDER: FUND ICC#

INVSMT NUMBER	CUSIP NUMBER	FUND NUMBER	DESCRIPTION	PURCHASE SET DATE	MATURITY DATE	CALL DATE	INTEREST RATE	YTM TRADING	SCHEDULED PAR VALUE	CURRENT BOOK VALUE	PERIOD-END INTEREST ACCRL	MARKET VALUE	UNREALIZED GAIN/LOSS
157085	313383Z46	109	FHLB - BULLET	9/12/2013	9/21/2015		0.450%	48.500%	1,000,000	999,824.18	125.00	1,001,210.00	1,385.82
160694	313384MA4	109	FHLB D N	9/25/2014	9/22/2015		0.160%	16.000%	1,000,000	998,391.11	835.56	999,516.67	290.00
161477	313396MB6	109	FHLMC D N	12/15/2014	9/23/2015		0.160%	16.000%	985,000	983,765.47	468.42	984,521.18	287.29
161525	313396MC4	109	FHLMC D N	12/17/2014	9/24/2015		0.150%	15.000%	1,000,000	998,829.17	437.50	999,511.11	244.44
153304	3133EAZ68	109	FFCB - BULLET	9/25/2012	9/25/2015		0.400%	40.800%	2,000,000	1,999,916.44	133.33	2,001,660.00	1,743.56
156194	3136G1GN3	109	FNMA STEP UP	6/6/2013	9/27/2015	6/27/2015	0.800%	98.800%	1,000,000	999,070.89	88.89	1,000,470.00	1,399.11
161626	313312MG2	109	FFCB D N	12/24/2014	9/28/2015		0.259%	26.000%	2,000,000	1,995,999.89	1,410.11	1,998,600.00	1,190.00
160738	313384MG1	109	FHLB D N	9/30/2014	9/28/2015		0.150%	15.000%	424,000	423,358.70	323.30	423,766.80	84.80
155191	3136G1HC6	109	FNMA STEP UP	3/28/2013	9/28/2015	6/28/2015	0.850%	85.600%	1,900,000	1,899,942.94	134.58	1,901,995.00	2,052.06
161526	313396MH3	109	FHLMC D N	12/17/2014	9/29/2015		0.150%	15.000%	1,000,000	998,808.33	437.50	999,446.94	201.11
161371	313384MK2	109	FHLB D N	12/4/2014	10/1/2015		0.165%	16.500%	25,500,000	25,464,820.63	13,791.25	25,485,741.25	7,129.37
161114	313396MK6	109	FHLMC D N	11/6/2014	10/1/2015		0.120%	12.000%	1,610,000	1,608,234.37	783.53	1,609,099.74	81.84
161137	313396MK6	109	FHLMC D N	11/7/2014	10/1/2015		0.120%	12.000%	1,274,000	1,272,607.09	615.77	1,273,287.62	64.76
161155	313396MK6	109	FHLMC D N	11/10/2014	10/1/2015		0.120%	12.000%	10,875,000	10,863,218.75	5,147.50	10,868,919.06	552.81
161166	313396MK6	109	FHLMC D N	11/12/2014	10/1/2015		0.120%	12.000%	2,220,000	2,217,609.80	1,036.00	2,218,758.65	112.85
161198	313396MK6	109	FHLMC D N	11/13/2014	10/1/2015		0.120%	12.000%	1,438,000	1,436,456.55	666.27	1,437,195.92	73.10
161208	313396MK6	109	FHLMC D N	11/14/2014	10/1/2015		0.120%	12.000%	7,025,000	7,017,483.25	3,231.50	7,021,071.85	357.10
161221	313396MK6	109	FHLMC D N	11/17/2014	10/1/2015		0.140%	14.000%	2,500,000	2,496,908.33	1,312.50	2,498,602.08	381.25
161240	313396MK6	109	FHLMC D N	11/19/2014	10/1/2015		0.155%	15.500%	1,185,000	1,183,387.74	678.58	1,184,337.39	271.07
161258	313396MK6	109	FHLMC D N	11/20/2014	10/1/2015		0.155%	15.500%	1,047,000	1,045,580.01	595.04	1,046,414.55	239.50
161275	313396MK6	109	FHLMC D N	11/21/2014	10/1/2015		0.155%	15.500%	1,343,000	1,341,184.34	757.49	1,342,249.04	307.21
161299	313396MK6	109	FHLMC D N	11/24/2014	10/1/2015		0.155%	15.500%	785,000	783,948.86	432.62	784,561.05	179.57
161307	313396MK6	109	FHLMC D N	11/25/2014	10/1/2015		0.135%	13.500%	1,994,000	1,991,681.98	949.64	1,992,885.02	253.40
162394	313396MK6	109	FHLMC D N	3/19/2015	10/1/2015		0.120%	12.000%	22,090,000	22,075,567.87	957.23	22,077,648.01	1,122.91
160943	313588MK8	109	FNMA D N	10/17/2014	10/1/2015		0.150%	15.000%	35,760,000	35,707,999.00	24,734.00	35,740,004.20	7,271.20
162225	89233HX17	109	CP - TOYOTA MOTOR CR	2/27/2015	10/1/2015		0.280%	28.000%	11,317,000	11,297,987.44	2,904.70	11,298,591.01	(2,301.13)
157230	3130A05W6	109	FHLB - BULLET	10/1/2013	10/1/2015		0.300%	30.000%	15,000,000	15,000,000.00	22,500.00	15,001,500.00	1,500.00
161527	313396ML4	109	FHLMC D N	12/17/2014	10/2/2015		0.170%	17.000%	1,000,000	998,635.28	495.83	999,437.78	306.67
161534	313312MP2	109	FFCB D N	12/17/2014	10/5/2015		0.210%	21.000%	1,000,000	998,296.67	612.50	999,272.78	363.61
161528	313396MQ3	109	FHLMC D N	12/17/2014	10/6/2015		0.170%	17.000%	1,000,000	998,616.39	495.83	999,425.56	313.34
157350	3133ED4A7	109	FFCB - BULLET	10/11/2013	10/7/2015		0.375%	42.600%	2,000,000	1,998,997.24	3,625.00	2,001,160.00	2,162.76
161529	313396MS9	109	FHLMC D N	12/17/2014	10/8/2015		0.170%	17.000%	1,000,000	998,606.94	495.83	999,419.44	316.67
161530	313396MT7	109	FHLMC D N	12/17/2014	10/9/2015		0.170%	17.000%	1,000,000	998,602.22	495.83	999,416.39	318.34
161531	313396MX8	109	FHLMC D N	12/17/2014	10/13/2015		0.170%	17.000%	1,000,000	998,583.33	495.83	999,404.17	325.01
161532	313396MY6	109	FHLMC D N	12/17/2014	10/14/2015		0.170%	17.000%	1,000,000	998,578.61	495.83	999,401.11	326.67
160022	3133EDQL9	109	FFCB - BULLET	7/25/2014	10/15/2015		0.230%	23.000%	2,500,000	2,500,000.00	2,651.39	2,499,725.00	(275.00)
158989	3133EDJP8	109	FFCB - BULLET	4/16/2014	10/16/2015		0.220%	23.700%	2,000,000	1,999,667.88	2,016.67	1,999,380.00	(287.88)
161351	313384ND7	109	FHLB D N	12/3/2014	10/19/2015		0.160%	16.000%	1,000,000	998,577.78	528.89	999,385.83	279.16
161389	313396NE9	109	FHLMC D N	12/5/2014	10/20/2015		0.140%	14.000%	1,000,000	998,759.44	455.00	999,382.78	168.34
161514	313396NF6	109	FHLMC D N	12/17/2014	10/21/2015		0.180%	18.000%	1,000,000	998,460.00	525.00	999,379.72	394.72
161516	313396NG4	109	FHLMC D N	12/17/2014	10/22/2015		0.180%	18.000%	1,000,000	998,455.00	525.00	999,376.67	396.67
161517	313396NH2	109	FHLMC D N	12/17/2014	10/23/2015		0.180%	18.000%	1,000,000	998,450.00	525.00	999,373.61	398.61
161350	313396NL3	109	FHLMC D N	12/3/2014	10/26/2015		0.165%	16.500%	1,060,000	1,058,411.33	578.14	1,059,326.31	336.84
161518	313396NM1	109	FHLMC D N	12/17/2014	10/27/2015		0.180%	18.000%	1,000,000	998,430.00	525.00	999,361.39	406.39
161404	313384NN5	109	FHLB D N	12/8/2014	10/28/2015		0.175%	17.500%	750,000	748,818.75	415.63	749,518.75	284.37
157188	3133EC6G4	109	FFCB - BULLET	9/24/2013	10/29/2015		0.350%	41.600%	1,000,000	999,343.37	1,477.78	1,000,500.00	1,156.63
161519	313396NQ2	109	FHLMC D N	12/17/2014	10/30/2015		0.180%	18.000%	1,000,000	998,415.00	525.00	999,352.22	412.22
161533	313588NT8	109	FNMA D N	12/17/2014	11/2/2015		0.170%	17.000%	1,000,000	998,488.89	495.83	999,343.06	358.34
161315	313396NU3	109	FHLMC D N	11/26/2014	11/3/2015		0.190%	19.000%	1,038,000	1,036,126.41	690.27	1,037,314.92	498.24
161348	313396NV1	109	FHLMC D N	12/3/2014	11/4/2015		0.175%	17.500%	1,200,000	1,198,040.00	694.17	1,199,204.33	470.16
161701	313396NV1	109	FHLMC D N	1/2/2015	11/4/2015		0.240%	24.000%	440,000	439,102.40	261.07	439,708.26	344.79
161523	313396NW9	109	FHLMC D N	12/17/2014	11/5/2015		0.200%	20.000%	1,000,000	998,205.56	583.33	999,333.89	545.00
161513	313588NX9	109	FNMA D N	12/17/2014	11/6/2015		0.170%	17.000%	1,000,000	998,470.00	495.83	999,330.83	365.00
153776	3136G03E9	109	FNMA STEP UP	11/8/2012	11/8/2015	5/8/2015	0.700%	72.500%	1,000,000	999,750.69	2,780.56	998,070.00	(1,680.69)
153855	3136G03E9	109	FNMA STEP UP	11/9/2012	11/8/2015	5/8/2015	0.700%	70.000%	3,300,000	3,300,000.00	9,175.83	3,293,631.00	(6,369.00)
161149	3136G0Y39	109	FNMA STEP UP	11/8/2014	11/8/2015	5/8/2015	0.800%	80.000%	2,000,000	2,000,000.00	6,355.56	1,996,160.00	(3,840.00)

MIAMI-DADE COUNTY
REPORT WRITER
AS OF DATE: March 31, 2015
SORTING ORDER: FUND ICC#

INVSMT NUMBER	CUSIP NUMBER	FUND NUMBER	DESCRIPTION	PURCHASE SET DATE	MATURITY DATE	CALL DATE	INTEREST RATE	YTM TRADING	SCHEDULED PAR VALUE	CURRENT BOOK VALUE	PERIOD-END INTEREST ACCRL	MARKET VALUE	UNREALIZED GAIN/LOSS
161150	3136G0Y39	109	FNMA STEP UP	11/8/2014	11/8/2015	5/8/2015	0.800%	80.000%	2,350,000	2,350,000.00	7,467.78	2,345,488.00	(4,512.00)
161515	313588PA7	109	FNMA D N	12/17/2014	11/9/2015		0.170%	17.000%	1,000,000	998,455.83	495.83	999,321.67	370.01
161474	313396PB3	109	FHLMC D N	12/12/2014	11/10/2015		0.205%	20.500%	1,000,000	998,103.75	626.39	999,318.61	588.47
161471	313396PD9	109	FHLMC D N	12/12/2014	11/12/2015		0.205%	20.500%	794,000	792,485.33	497.35	793,454.13	471.45
158839	3133ED7L0	109	FFCB - BULLET	3/25/2014	11/13/2015		0.330%	35.000%	8,000,000	7,998,393.05	10,120.00	8,003,360.00	4,966.95
161347	313396PH0	109	FHLMC D N	12/3/2014	11/16/2015		0.180%	18.000%	1,300,000	1,297,738.00	773.50	1,299,090.36	578.86
150885	313378D65	109	FHLB - BULLET	2/23/2012	11/17/2015		0.650%	65.000%	2,000,000	2,000,000.00	4,838.89	2,003,840.00	3,840.00
161443	313396PK3	109	FHLMC D N	12/11/2014	11/18/2015		0.210%	21.000%	1,000,000	998,005.00	647.50	999,294.17	641.67
161444	313396PL1	109	FHLMC D N	12/11/2014	11/19/2015		0.210%	21.000%	955,000	953,089.20	618.36	954,323.01	615.45
161478	313396PM9	109	FHLMC D N	12/15/2014	11/20/2015		0.210%	21.000%	1,000,000	998,016.67	624.17	999,288.06	647.22
159581	3130A22A3	109	FHLB - BULLET	6/12/2014	11/23/2015		0.220%	26.000%	1,000,000	999,600.91	782.22	1,000,080.00	479.09
161520	313588PR0	109	FNMA D N	12/17/2014	11/24/2015		0.170%	17.000%	1,000,000	998,385.00	495.83	999,275.83	395.00
161521	313588PS8	109	FNMA D N	12/17/2014	11/25/2015		0.170%	17.000%	1,000,000	998,380.28	495.83	999,272.78	396.67
161522	313588PU3	109	FNMA D N	12/17/2014	11/27/2015		0.170%	17.000%	1,000,000	998,370.83	495.83	998,666.67	(199.99)
161330	3136G05Q0	109	FNMA STEP UP	11/27/2014	11/27/2015	5/27/2015	0.750%	75.000%	5,000,000	5,000,000.00	12,916.67	5,003,650.00	3,650.00
161349	313396PX5	109	FHLMC D N	12/3/2014	11/30/2015		0.190%	19.000%	1,200,000	1,197,707.33	753.67	1,198,380.00	(81.00)
161352	313384PY9	109	FHLB D N	12/3/2014	12/1/2015		0.170%	17.000%	1,000,000	998,285.83	561.95	998,644.44	(203.34)
161507	313384PZ6	109	FHLB D N	12/16/2014	12/2/2015		0.170%	17.000%	1,650,000	1,647,265.13	825.92	1,647,754.17	(336.88)
157787	3133EDB84	109	FFCB - BULLET	12/3/2013	12/3/2015		0.300%	30.000%	4,000,000	4,000,000.00	3,933.33	4,000,840.00	840.00
159931	3130A22T2	109	FHLB - BULLET	7/17/2014	12/4/2015		0.220%	24.000%	1,970,000	1,969,602.41	1,408.55	1,968,818.00	(784.41)
161414	313396QE6	109	FHLMC D N	12/9/2014	12/7/2015		0.240%	24.100%	1,798,000	1,793,648.84	1,354.49	1,795,502.78	499.45
161415	313384QF9	109	FHLB D N	12/9/2014	12/8/2015		0.240%	24.100%	1,500,000	1,496,360.00	1,130.00	1,497,908.33	418.33
161558	313588QG3	109	FNMA D N	12/18/2014	12/9/2015		0.190%	19.000%	1,000,000	998,121.11	548.89	998,600.00	(70.00)
161557	313588QH1	109	FNMA D N	12/18/2014	12/10/2015		0.190%	19.000%	1,000,000	998,115.83	548.89	998,594.44	(70.28)
161556	313588QJ7	109	FNMA D N	12/18/2014	12/11/2015		0.190%	19.000%	1,000,000	998,110.56	548.89	998,588.89	(70.56)
161512	313396QM8	109	FHLMC D N	12/17/2014	12/14/2015		0.270%	27.100%	1,200,000	1,196,742.00	945.00	1,198,286.67	599.67
161619	313396QM8	109	FHLMC D N	12/23/2014	12/14/2015		0.290%	29.100%	2,373,000	2,366,194.76	1,892.47	2,369,611.88	1,524.65
162001	313396QM8	109	FHLMC D N	2/3/2015	12/14/2015		0.210%	21.000%	465,000	464,148.28	154.61	464,336.08	33.19
161718	313588QN8	109	FNMA D N	1/6/2015	12/15/2015		0.220%	22.000%	730,000	728,469.84	379.19	728,953.67	104.64
161774	313396QP1	109	FHLMC D N	1/13/2015	12/16/2015		0.190%	19.000%	800,000	798,577.11	329.33	798,848.89	(57.55)
161775	313396QQ9	109	FHLMC D N	1/13/2015	12/17/2015		0.190%	19.000%	750,000	748,662.08	308.75	748,916.67	(54.16)
161776	313396QR7	109	FHLMC D N	1/13/2015	12/18/2015		0.190%	19.000%	700,000	698,747.58	288.17	698,985.00	(50.75)
161728	313588QU2	109	FNMA D N	1/7/2015	12/21/2015		0.230%	23.100%	800,000	798,221.33	429.33	798,826.67	176.01
156129	3135G05B0	109	FNMA - BULLET	5/31/2013	12/21/2015		0.375%	43.000%	1,000,000	999,454.39	1,041.67	1,000,590.00	1,135.61
161777	313396QV8	109	FHLMC D N	1/13/2015	12/22/2015		0.190%	19.000%	950,000	948,280.24	391.08	948,601.39	(69.93)
161780	313396QW6	109	FHLMC D N	1/13/2015	12/23/2015		0.190%	19.000%	900,000	898,366.00	370.50	898,670.00	(66.50)
161779	313396QX4	109	FHLMC D N	1/13/2015	12/24/2015		0.190%	19.000%	925,000	923,315.73	380.79	923,627.92	(68.60)
161655	3136G16W4	109	FNMA STEP UP	12/27/2014	12/27/2015	6/27/2015	0.750%	75.000%	3,000,000	3,000,000.00	5,875.00	3,000,060.00	60.00
161782	313396RB1	109	FHLMC D N	1/13/2015	12/28/2015		0.190%	19.000%	815,000	813,498.82	335.51	813,769.35	(64.98)
161781	313396RC9	109	FHLMC D N	1/13/2015	12/29/2015		0.190%	19.000%	850,000	848,429.86	349.92	848,708.00	(71.78)
161888	313396RD7	109	FHLMC D N	1/22/2015	12/30/2015		0.160%	16.000%	1,000,000	998,480.00	306.67	998,480.00	(306.67)
161778	313396RE5	109	FHLMC D N	1/13/2015	12/31/2015		0.190%	19.000%	920,000	918,290.84	378.73	918,592.40	(77.17)
161773	313588RJ6	109	FNMA D N	1/12/2015	1/4/2016		0.230%	23.100%	840,000	838,084.10	423.97	838,563.60	55.53
161858	313588RK3	109	FNMA D N	1/20/2015	1/5/2016		0.205%	20.500%	500,000	499,003.47	202.15	499,145.00	(60.62)
161857	313588RL1	109	FNMA D N	1/20/2015	1/6/2016		0.205%	20.500%	500,000	499,000.63	202.15	499,140.00	(62.78)
161867	313588RM9	109	FNMA D N	1/21/2015	1/7/2016		0.185%	18.500%	600,000	598,917.75	215.83	598,962.00	(171.58)
161868	313588RN7	109	FNMA D N	1/21/2015	1/8/2016		0.185%	18.500%	650,000	648,824.22	233.82	648,875.50	(182.54)
159508	3133EDN40	109	FFCB - BULLET	6/11/2014	1/1/2016		0.270%	27.000%	2,000,000	2,000,000.00	1,200.00	2,000,120.00	120.00
159954	3133EDN40	109	FFCB - BULLET	7/18/2014	1/1/2016		0.270%	27.000%	1,500,000	1,500,000.00	900.00	1,500,090.00	90.00
161839	313396RS4	109	FHLMC D N	1/16/2015	1/12/2016		0.185%	18.500%	1,195,000	1,192,783.11	460.57	1,192,896.80	(346.88)
161869	313396RT2	109	FHLMC D N	1/21/2015	1/13/2016		0.185%	18.500%	700,000	698,715.79	251.81	698,768.00	(199.60)
161872	313396RU9	109	FHLMC D N	1/21/2015	1/14/2016		0.185%	18.500%	880,000	878,381.04	316.56	878,442.40	(255.20)
161873	313588RV9	109	FNMA D N	1/21/2015	1/15/2016		0.185%	18.500%	580,000	578,929.98	208.64	578,973.40	(165.22)
162063	3136G2BV8	109	FNMA STEP UP	2/9/2015	1/15/2016	7/15/2015	1.000%	100.000%	5,045,000	5,048,363.33	10,650.55	5,050,297.25	5,297.25
161870	313384RZ4	109	FHLB D N	1/21/2015	1/19/2016		0.023%	23.100%	800,000	798,144.67	357.78	798,560.00	57.55
161871	313384SA8	109	FHLB D N	1/21/2015	1/20/2016		0.230%	23.100%	670,000	668,441.88	299.64	668,787.30	45.78

MIAMI-DADE COUNTY
REPORT WRITER
AS OF DATE: March 31, 2015
SORTING ORDER: FUND ICC#

INVSMT NUMBER	CUSIP NUMBER	FUND NUMBER	DESCRIPTION	PURCHASE SET DATE	MATURITY DATE	CALL DATE	INTEREST RATE	YTM TRADING	SCHEDULED PAR VALUE	CURRENT BOOK VALUE	PERIOD-END INTEREST ACCRL	MARKET VALUE	UNREALIZED GAIN/LOSS
160477	3133EDQW5	109	FFCB - BULLET	9/4/2014	1/21/2016		0.290%	31.000%	2,000,000	1,999,595.56	1,127.78	1,999,820.00	224.44
160571	3133ECD43	109	FFCB - BULLET	9/16/2014	1/22/2016		0.350%	35.000%	2,000,000	2,000,000.00	1,341.67	2,000,260.00	260.00
161892	3136G1AP4	109	FNMA STEP UP	1/22/2015	1/22/2016	4/22/2015	0.750%	75.000%	2,000,000	2,000,000.00	2,875.00	1,994,380.00	(5,620.00)
161945	313384SF7	109	FHLB D N	1/27/2015	1/25/2016		0.220%	22.000%	1,000,000	997,781.67	391.11	998,160.00	(12.78)
161944	313384SG5	109	FHLB D N	1/27/2015	1/26/2016		0.220%	22.000%	1,000,000	997,775.56	391.11	998,160.00	(6.67)
161971	313384SH3	109	FHLB D N	1/30/2015	1/27/2016		0.210%	21.000%	1,000,000	997,888.33	355.83	998,150.00	(94.16)
156424	3133ECTC8	109	FFCB - BULLET	6/28/2013	1/28/2016		0.640%	64.000%	2,000,000	2,000,000.00	2,240.00	2,006,640.00	6,640.00
161972	313384SK6	109	FHLB D N	1/30/2015	1/29/2016		0.210%	21.000%	1,000,000	997,876.67	355.83	998,140.00	(92.50)
162062	3134G5ZV0	109	FHLMC STEP UP	2/9/2015	1/30/2016	4/30/2015	0.625%	65.100%	5,000,000	4,999,531.25	5,295.14	5,000,350.00	1,600.00
155434	3136G1AQ2	109	FNMA STEP UP	3/28/2013	1/30/2016	4/30/2015	0.700%	70.000%	4,000,000	4,000,000.00	4,744.44	4,001,720.00	1,720.00
161983	3136G1BG3	109	FNMA STEP UP	1/30/2015	1/30/2016	4/30/2015	1.000%	100.000%	5,000,000	5,000,000.00	8,472.22	5,002,950.00	2,950.00
162061	3130A3X66	109	FHLB STEP UP	2/9/2015	1/30/2016	4/30/2015	1.000%	131.100%	5,125,000	5,110,906.25	8,684.03	5,128,857.50	18,962.50
155133	3133ECE91	109	FFCB - BULLET	3/6/2013	2/1/2016		0.400%	40.000%	3,000,000	3,000,000.00	2,000.00	3,002,160.00	2,160.00
162070	313384SP5	109	FHLB D N	2/10/2015	2/2/2016		0.300%	30.100%	900,000	897,322.50	375.00	898,155.00	457.50
162188	313588SQ9	109	FNMA D N	2/24/2015	2/3/2016		0.240%	24.100%	872,000	870,000.22	209.28	870,212.40	2.90
162190	313588SR7	109	FNMA D N	2/24/2015	2/4/2016		0.240%	24.100%	872,000	869,994.40	209.28	870,203.68	0.00
162189	313588SS5	109	FNMA D N	2/24/2015	2/5/2016		0.240%	24.100%	872,000	869,988.58	209.28	870,194.96	(2.90)
162254	313396SV6	109	FHLMC D N	3/4/2015	2/8/2016		0.235%	23.600%	755,000	753,319.39	138.00	753,422.05	(35.34)
162307	313396SW4	109	FHLMC D N	3/11/2015	2/9/2016		0.240%	24.100%	313,000	312,300.97	43.82	312,345.83	1.04
162308	313396SX2	109	FHLMC D N	3/11/2015	2/10/2016		0.240%	24.100%	313,000	312,298.88	43.82	312,342.70	0.00
157582	3133ED7A4	109	FFCB - BULLET	11/12/2013	2/12/2016		0.400%	41.800%	1,500,000	1,499,734.31	816.67	1,501,545.00	1,810.69
159326	3133EDLH3	109	FFCB - BULLET	5/16/2014	2/16/2016		0.300%	31.100%	2,000,000	1,999,772.85	750.00	1,999,920.00	147.15
162335	313396TE3	109	FHLMC D N	3/12/2015	2/17/2016		0.240%	24.100%	500,000	498,860.00	66.67	498,925.00	(1.67)
162334	313588TF2	109	FNMA D N	3/12/2015	2/18/2016		0.240%	24.100%	485,000	483,890.97	64.67	483,957.25	1.61
162332	313588TG0	109	FNMA D N	3/12/2015	2/19/2016		0.240%	24.100%	496,000	494,862.51	66.13	494,928.64	0.00
162333	313396TK9	109	FHLMC D N	3/12/2015	2/22/2016		0.260%	26.100%	526,000	524,681.79	75.98	524,853.32	95.55
162177	3136G1CY3	109	FNMA STEP UP	2/22/2015	2/22/2016	5/22/2015	1.125%	112.500%	2,000,000	2,000,000.00	2,437.50	2,002,280.00	2,280.00
162423	313588TL9	109	FNMA D N	3/20/2015	2/23/2016		0.230%	23.100%	412,000	411,105.04	31.59	411,097.72	(38.91)
162425	313588TM7	109	FNMA D N	3/20/2015	2/24/2016		0.230%	23.100%	411,000	410,104.59	31.51	410,099.91	(36.19)
162363	313396TN3	109	FHLMC D N	3/17/2015	2/25/2016		0.275%	27.600%	500,000	498,682.29	57.29	498,900.00	160.42
159919	3133EDMC3	109	FFCB - BULLET	7/16/2014	2/26/2016		0.250%	33.000%	1,071,000	1,070,147.63	260.31	1,070,593.02	445.39
162364	313396TS2	109	FHLMC D N	3/17/2015	2/29/2016		0.275%	27.600%	600,000	598,400.42	68.75	598,662.00	192.83
162365	313384TT6	109	FHLB D N	3/17/2015	3/1/2016		0.300%	30.100%	1,000,000	997,083.33	125.00	997,390.00	181.67
162455	313396TU7	109	FHLMC D N	3/26/2015	3/2/2016		0.270%	27.100%	433,000	431,889.36	19.48	431,869.87	(38.97)
162268	313384TV1	109	FHLB D N	3/5/2015	3/3/2016		0.270%	27.100%	786,000	783,854.22	159.17	783,940.68	(72.71)
158838	3133EDG63	109	FFCB - BULLET	3/25/2014	3/3/2016		0.375%	45.000%	1,000,000	999,253.53	291.67	1,000,280.00	1,026.47
162456	313588TW5	109	FNMA D N	3/26/2015	3/4/2016		0.270%	27.100%	433,000	431,882.86	19.49	431,861.21	(41.14)
154891	3136G1ET2	109	FNMA STEP UP	3/6/2013	3/6/2016	6/6/2015	1.000%	100.800%	1,500,000	1,499,875.12	1,041.67	1,501,200.00	1,324.88
162366	313588TZ8	109	FNMA D N	3/17/2015	3/7/2016		0.310%	31.100%	563,000	561,274.09	72.72	561,508.05	161.24
162376	313396UA9	109	FHLMC D N	3/18/2015	3/8/2016		0.300%	30.100%	642,000	640,095.40	74.90	640,292.28	121.98
162377	313588UB9	109	FNMA D N	3/18/2015	3/9/2016		0.310%	31.100%	645,000	643,017.16	77.76	643,277.85	182.93
162466	313588UC7	109	FNMA D N	3/27/2015	3/10/2016		0.285%	28.600%	860,000	857,623.89	34.04	857,695.20	37.27
162464	313588UD5	109	FNMA D N	3/27/2015	3/11/2016		0.285%	28.600%	860,000	857,617.08	34.04	857,695.20	44.08
162465	313588UG8	109	FNMA D N	3/27/2015	3/14/2016		0.285%	28.600%	860,000	857,596.66	34.04	857,669.40	38.70
155698	3133ECLQ5	109	FFCB - BULLET	4/24/2013	3/18/2016		0.350%	37.000%	2,000,000	1,999,600.19	252.78	2,000,740.00	1,139.81
156130	3135G0VA8	109	FNMA - BULLET	5/30/2013	3/30/2016		0.500%	50.000%	1,000,000	999,996.48	13.89	1,001,780.00	1,783.52
157235	3130A05U0	109	FHLB - BULLET	10/1/2013	4/1/2016		0.460%	46.000%	15,000,000	15,000,000.00	34,500.00	15,010,500.00	10,500.00
160522	3133EDV66	109	FFCB - BULLET	9/18/2014	4/18/2016		0.450%	45.000%	2,000,000	2,000,000.00	4,075.00	2,001,740.00	1,740.00
161071	3136G0569	109	FNMA STEP UP	10/30/2014	4/30/2016	4/30/2015	0.750%	75.000%	3,835,000	3,835,000.00	12,064.27	3,828,902.35	(6,097.65)
157503	3133ED6D9	109	FFCB - BULLET	11/4/2013	5/4/2016		0.500%	51.000%	2,000,000	1,999,700.66	4,083.33	2,003,660.00	3,959.34
162008	3133EEMS6	109	FFCB - BULLET	2/6/2015	5/6/2016		0.350%	36.000%	1,000,000	999,870.00	534.72	1,000,080.00	210.00
156796	3133ECWT7	109	FFCB - BULLET	8/9/2013	5/9/2016		0.650%	65.000%	2,000,000	2,000,000.00	5,127.78	2,009,540.00	9,540.00
160393	3133EDSR4	109	FFCB - BULLET	8/28/2014	5/13/2016		0.400%	41.100%	1,500,000	1,499,763.75	2,300.00	1,501,260.00	1,496.25
159325	3133EDLQ3	109	FFCB - BULLET	5/16/2014	5/16/2016		0.400%	42.000%	2,000,000	1,999,402.46	3,000.00	2,003,020.00	3,617.54
156044	3136G1M63	109	FNMA STEP UP	5/22/2013	5/22/2016	5/22/2015	0.750%	77.500%	4,000,000	3,998,505.48	10,750.00	3,979,320.00	(19,185.48)
156077	3133833M1	109	FHLB STEP UP	5/24/2013	5/23/2016	5/23/2015	0.750%	78.400%	3,500,000	3,498,254.80	9,333.33	3,498,530.00	275.20

MIAMI-DADE COUNTY
REPORT WRITER
AS OF DATE: March 31, 2015
SORTING ORDER: FUND ICC#

INVSMT NUMBER	CUSIP NUMBER	FUND NUMBER	DESCRIPTION	PURCHASE SET DATE	MATURITY DATE	CALL DATE	INTEREST RATE	YTM TRADING	SCHEDULED PAR VALUE	CURRENT BOOK VALUE	PERIOD-END INTEREST ACCRL	MARKET VALUE	UNREALIZED GAIN/LOSS
160436	3133EDTP7	109	FFCB - BULLET	9/2/2014	5/26/2016		0.400%	44.000%	1,500,000	1,499,105.84	2,083.33	1,501,710.00	2,604.16
159481	3133EDMN9	109	FFCB - BULLET	6/2/2014	6/2/2016		0.375%	39.000%	2,000,000	1,999,551.03	2,479.17	2,001,900.00	2,348.97
156024	3133ECQG2	109	FFCB - BULLET	6/3/2013	6/3/2016		0.440%	44.000%	3,000,000	3,000,000.00	4,326.67	3,001,800.00	1,800.00
160699	3130A22N5	109	FHLB - BULLET	9/25/2014	6/6/2016		0.420%	46.000%	1,000,000	999,400.06	1,341.67	1,000,300.00	899.94
159596	3133EDNS7	109	FFCB - BULLET	6/20/2014	6/20/2016		0.450%	45.000%	1,000,000	1,000,000.00	1,262.50	1,000,850.00	850.00
160092	3133EDNS7	109	FFCB - BULLET	8/1/2014	6/20/2016		0.450%	45.000%	3,000,000	3,000,000.00	3,787.50	3,002,550.00	2,550.00
161618	3133EDVN9	109	FFCB - BULLET	9/22/2014	6/22/2016		0.500%	52.000%	2,300,000	2,299,310.90	3,162.50	2,304,922.00	5,611.10
157786	3133834R9	109	FHLB - BULLET	11/26/2013	6/24/2016		0.375%	40.000%	1,300,000	1,299,508.80	1,313.54	1,299,285.00	(223.80)
156016	3135G0XP3	109	FNMA - BULLET	5/21/2013	7/5/2016		0.375%	46.000%	2,900,000	2,896,347.49	2,597.92	2,898,231.00	1,883.51
159858	3133EDQ96	109	FFCB - BULLET	7/11/2014	7/11/2016		0.500%	50.000%	2,000,000	2,000,000.00	2,222.22	2,003,140.00	3,140.00
161981	3136G1AJ8	109	FNMA STEP UP	1/30/2015	7/30/2016	4/30/2015	0.800%	80.000%	1,000,000	1,000,000.00	1,355.56	997,110.00	(2,890.00)
160180	3133EDSH6	109	FFCB - BULLET	8/13/2014	8/11/2016		0.500%	50.000%	2,000,000	2,000,000.00	1,388.89	2,001,660.00	1,660.00
160239	3130A2UX2	109	FHLB - BULLET	8/18/2014	8/15/2016		0.500%	50.100%	1,500,000	1,499,977.50	958.33	1,501,620.00	1,642.50
162125	3133EEQG8	109	FFCB - BULLET	2/17/2015	8/17/2016		0.550%	55.000%	2,000,000	2,000,000.00	1,344.44	2,003,800.00	3,800.00
160396	3133EDT69	109	FFCB C I	8/28/2014	8/19/2016	8/19/2015	0.530%	59.100%	2,000,000	1,998,185.04	1,236.67	2,000,860.00	2,674.96
160349	3130A2RA6	109	FHLB STEP UP	8/27/2014	8/20/2016	5/20/2015	1.000%	101.300%	4,500,000	4,499,151.59	5,125.00	4,505,715.00	6,563.41
160286	3133EDTK8	109	FFCB - BULLET	8/26/2014	8/26/2016		0.500%	50.000%	2,000,000	2,000,000.00	972.22	1,997,820.00	(2,180.00)
160389	3130A2US3	109	FHLB STEP UP	8/28/2014	8/27/2016	5/27/2015	1.250%	131.400%	3,000,000	2,997,195.21	3,541.67	3,005,550.00	8,354.79
160478	3130A2US3	109	FHLB STEP UP	9/4/2014	8/27/2016	5/27/2015	1.250%	137.800%	2,000,000	1,996,224.07	2,361.11	2,003,700.00	7,475.93
162242	3130A42R2	109	FHLB STEP UP	3/2/2015	8/27/2016	8/27/2015	1.000%	130.700%	2,300,000	2,289,969.44	2,172.22	2,304,945.00	15,295.00
162097	3133EEND8	109	FFCB - BULLET	2/12/2015	9/6/2016		0.420%	58.000%	3,000,000	2,992,824.61	875.00	2,997,060.00	4,235.39
162339	3134G5GH2	109	FHLMC STEP UP	9/25/2014	9/11/2016	6/11/2015	1.500%	155.200%	3,879,000	3,876,029.89	3,232.50	3,884,003.91	7,974.02
160691	3134G5GX7	109	FHLMC STEP UP	9/25/2014	9/16/2016	6/16/2015	1.625%	166.400%	2,000,000	1,998,859.42	1,354.17	2,004,140.00	5,280.58
160590	3133EDVZ2	109	FFCB - BULLET	9/23/2014	9/23/2016		0.650%	65.000%	2,000,000	2,000,000.00	288.89	2,005,540.00	5,540.00
160214	3130A2T97	109	FHLB - BULLET	8/15/2014	9/28/2016		0.500%	54.000%	2,000,000	1,998,795.74	83.32	2,000,080.00	1,284.26
162243	3133EEFM7	109	FFCB - BULLET	3/2/2015	10/14/2016		0.580%	59.500%	1,600,000	1,601,575.11	2,706.67	1,602,800.00	3,184.00
157502	3133ED6C1	109	FFCB - BULLET	11/1/2013	11/1/2016		0.650%	65.000%	2,000,000	2,000,000.00	5,416.67	2,003,260.00	3,260.00
157535	3133ED6C1	109	FFCB - BULLET	11/5/2013	11/1/2016		0.650%	65.800%	3,000,000	2,999,498.62	8,125.00	3,004,890.00	5,391.38
157187	3134G3S50	109	FHLMC - BULLET	9/24/2013	11/1/2016		0.625%	85.000%	3,000,000	2,986,693.91	7,812.50	3,003,540.00	16,846.09
158836	3134G3S50	109	FHLMC - BULLET	3/25/2014	11/1/2016		0.625%	78.100%	2,000,000	1,993,850.21	5,208.33	2,002,360.00	8,509.79
162112	3134G5LD5	109	FHLMC STEP UP	2/13/2015	11/5/2016	5/5/2015	1.000%	100.000%	2,500,000	2,506,805.56	10,138.89	2,499,400.00	(600.00)
162124	3134G5LD5	109	FHLMC STEP UP	2/17/2015	11/5/2016	5/5/2015	1.000%	100.000%	5,200,000	5,214,733.33	21,088.89	5,198,752.00	(1,248.00)
157183	313381B53	109	FHLB - BULLET	9/24/2013	11/14/2016		0.580%	85.300%	3,000,000	2,983,885.27	6,621.67	3,000,120.00	16,234.73
162349	3134G5S89	109	FHLMC C I	3/16/2015	11/25/2016	5/25/2015	0.550%	69.900%	1,000,000	999,195.83	1,925.00	997,960.00	460.00
157749	3130A0C65	109	FHLB - BULLET	11/22/2013	12/28/2016		0.625%	66.100%	2,000,000	1,998,594.17	3,229.17	2,002,440.00	3,845.83
157778	3130A0C65	109	FHLB - BULLET	11/26/2013	12/28/2016		0.625%	63.000%	1,600,000	1,599,834.32	2,583.34	1,601,952.00	2,117.68
159538	3133EDNC2	109	FFCB - BULLET	6/13/2014	1/13/2017		0.700%	72.400%	2,000,000	1,999,073.02	3,033.33	2,004,020.00	4,946.98
152682	3133EAA81	109	FFCB C I	7/30/2012	1/30/2017	4/6/2015	0.780%	80.300%	2,500,000	2,498,890.58	3,304.17	2,498,400.00	(490.58)
162113	3136G2DH7	109	FNMA STEP UP	2/13/2015	2/13/2017	8/13/2015	1.250%	133.100%	2,500,000	2,496,000.00	4,166.67	2,505,700.00	9,700.00
162338	3136G2DQ7	109	FNMA STEP UP	3/12/2015	2/13/2017	8/13/2015	1.500%	151.300%	1,565,000	1,566,499.79	3,130.00	1,568,505.60	3,896.85
152965	3133EAK98	109	FFCB C I	8/20/2012	2/15/2017	4/6/2015	0.850%	89.600%	1,500,000	1,498,664.64	1,629.17	1,500,105.00	1,440.36
154922	3133ECG99	109	FFCB - BULLET	2/22/2013	2/22/2017		0.660%	67.900%	1,500,000	1,499,437.88	1,072.50	1,497,465.00	(1,972.88)
160388	3134G5H24	109	FHLMC STEP UP	8/28/2014	2/28/2017	8/28/2015	1.500%	151.000%	4,495,000	4,494,103.46	6,180.63	4,512,485.55	18,382.09
162287	3133EESK7	109	FFCB - BULLET	3/6/2015	3/3/2017		0.650%	74.000%	1,300,000	1,297,756.42	657.23	1,300,442.00	2,756.00
160032	3133782N0	109	FHLB - BULLET	7/25/2014	3/10/2017		0.875%	87.500%	2,000,000	2,000,000.00	1,020.83	2,010,020.00	10,020.00
159156	3135G0VM2	109	FNMA - BULLET	4/24/2014	3/14/2017		0.750%	85.000%	2,050,000	2,045,957.32	726.04	2,054,407.50	8,450.18
162361	3133EUD0	109	FFCB C I	3/23/2015	3/23/2017	3/23/2016	0.780%	78.000%	10,000,000	10,000,000.00	1,733.33	9,995,900.00	(4,100.00)
155386	3133ECKC7	109	FFCB - BULLET	3/28/2013	3/28/2017		0.650%	65.800%	2,100,000	2,099,685.21	113.75	2,101,155.00	1,469.79
157185	3133ECKC7	109	FFCB - BULLET	9/24/2013	3/28/2017		0.650%	99.300%	1,500,000	1,489,904.81	81.25	1,500,825.00	10,920.19
160700	3130A2YK6	109	FHLB - BULLET	9/25/2014	3/29/2017		0.875%	87.600%	1,000,000	999,984.06	48.60	1,004,950.00	4,965.94
160395	3133EDUE0	109	FFCB - BULLET	9/5/2014	4/5/2017		0.850%	86.000%	2,000,000	1,999,516.44	8,311.11	2,002,780.00	3,263.56
159195	3135G0ZB2	109	FNMA - BULLET	4/29/2014	4/20/2017		0.750%	91.200%	2,200,000	2,191,343.13	7,379.17	2,204,730.00	13,386.87
159329	3135G0ZB2	109	FNMA - BULLET	5/14/2014	4/20/2017		0.750%	81.000%	2,000,000	1,997,039.40	6,708.33	2,004,300.00	7,260.60
162022	3133ECMM3	109	FFCB - BULLET	2/4/2015	4/25/2017		0.600%	68.000%	2,000,000	1,999,760.00	5,200.00	1,998,660.00	2,200.00
153909	3133EAE38	109	FFCB C I	8/1/2012	5/1/2017	4/6/2015	0.820%	83.400%	5,000,000	4,998,292.53	17,083.33	5,000,350.00	2,057.47
153911	3133EAE38	109	FFCB C I	8/20/2012	5/1/2017	4/6/2015	0.820%	90.200%	5,700,000	5,688,645.70	19,475.00	5,700,399.00	11,753.30

MIAMI-DADE COUNTY
REPORT WRITER
AS OF DATE: March 31, 2015
SORTING ORDER: FUND ICC#

INVSMT NUMBER	CUSIP NUMBER	FUND NUMBER	DESCRIPTION	PURCHASE SET DATE	MATURITY DATE	CALL DATE	INTEREST RATE	YTM TRADING	SCHEDULED PAR VALUE	CURRENT BOOK VALUE	PERIOD-END INTEREST ACCRL	MARKET VALUE	UNREALIZED GAIN/LOSS
159382	3133EDLV2	109	FFCB - BULLET	5/22/2014	5/22/2017		0.850%	85.000%	2,000,000	2,000,000.00	6,091.67	2,007,500.00	7,500.00
160043	3130A1NN4	109	FHLB - BULLET	7/29/2014	5/24/2017		0.875%	93.000%	1,000,000	998,646.77	3,086.81	1,004,530.00	5,883.23
159491	3133EDMV1	109	FFCB - BULLET	6/5/2014	6/5/2017		0.800%	86.600%	1,800,000	1,797,094.25	4,640.00	1,800,774.00	3,679.75
159634	3133ECKV5	109	FFCB - BULLET	6/17/2014	6/5/2017		0.700%	100.000%	1,000,000	992,638.38	2,255.56	998,410.00	5,771.62
152261	3133EATE8	109	FFCB - BULLET	6/22/2012	6/8/2017		0.900%	94.000%	4,000,000	3,996,094.31	11,300.00	4,010,720.00	14,625.69
159635	313379FW4	109	FHLB - BULLET	6/17/2014	6/9/2017		1.000%	100.100%	3,565,000	3,564,880.47	11,091.11	3,586,532.60	21,652.13
160499	3130A2Z33	109	FHLB - BULLET	9/9/2014	6/29/2017		1.000%	104.000%	1,000,000	999,020.31	2,555.56	1,001,810.00	2,789.69
159755	3133EDPQ9	109	FFCB - BULLET	7/3/2014	7/3/2017		0.900%	90.000%	800,000	800,000.00	1,760.00	803,136.00	3,136.00
160114	3133EDSE3	109	FFCB - BULLET	8/11/2014	7/11/2017		0.950%	95.000%	3,000,000	3,000,000.00	6,333.33	3,009,150.00	9,150.00
160296	3133EDSE3	109	FFCB - BULLET	8/21/2014	7/11/2017		0.950%	96.000%	3,000,000	2,999,248.75	6,333.33	3,009,150.00	9,901.25
159886	3133EDQM7	109	FFCB - BULLET	7/17/2014	7/17/2017		1.000%	100.000%	2,000,000	2,000,000.00	4,111.11	2,008,540.00	8,540.00
152639	3133EAZK7	109	FFCB C I	7/24/2012	7/24/2017	4/6/2015	0.970%	98.500%	1,500,000	1,499,438.73	2,707.92	1,498,965.00	(473.73)
160500	3134G3ZH6	109	FHLMC - BULLET	9/9/2014	7/25/2017		1.000%	100.000%	1,000,000	998,282.11	1,833.33	1,004,020.00	5,737.89
159716	3137EADJ5	109	FHLMC - BULLET	6/23/2014	7/28/2017		1.000%	101.000%	1,000,000	999,750.30	1,750.00	1,007,460.00	7,709.70
160056	3137EADJ5	109	FHLMC - BULLET	7/29/2014	7/28/2017		1.000%	100.000%	2,000,000	2,000,000.00	3,500.00	2,014,920.00	14,920.00
152735	3133804V6	109	FHLB C I	8/9/2012	8/9/2017	4/6/2015	1.000%	100.000%	4,000,000	4,000,000.00	5,777.78	4,000,360.00	360.00
152961	3133804V6	109	FHLB C I	8/21/2012	8/9/2017	4/6/2015	1.000%	102.100%	5,000,000	4,997,488.98	7,222.22	5,000,450.00	2,961.02
152859	3135G0MW0	109	FNMA C I	8/10/2012	8/9/2017	5/9/2015	1.050%	105.500%	2,000,000	1,999,750.41	3,033.33	2,001,680.00	1,929.59
152851	3135G0NC3	109	FNMA C I	8/14/2012	8/14/2017	5/14/2015	1.000%	105.100%	1,000,000	998,752.75	1,305.56	999,540.00	787.25
152868	3135G0NC3	109	FNMA C I	8/14/2012	8/14/2017	5/14/2015	1.000%	104.100%	3,000,000	2,997,006.57	3,916.67	2,998,620.00	1,613.43
153199	3135G0NC3	109	FNMA C I	9/6/2012	8/14/2017	5/14/2015	1.000%	100.000%	5,100,000	5,100,000.00	6,658.33	5,097,654.00	(2,346.00)
160222	3133EDSU7	109	FFCB - BULLET	8/15/2014	8/15/2017		1.000%	100.000%	2,000,000	2,000,000.00	2,555.56	2,010,060.00	10,060.00
160235	3133EDSV5	109	FFCB C I	8/18/2014	8/18/2017	8/18/2015	1.070%	107.000%	2,000,000	2,000,000.00	2,556.11	2,004,620.00	4,620.00
152781	3135G0NF6	109	FNMA C I	8/21/2012	8/21/2017	4/21/2015	1.000%	100.000%	10,000,000	10,000,000.00	11,111.11	9,988,000.00	(12,000.00)
158973	3135G0MZ3	109	FNMA - BULLET	4/8/2014	8/28/2017		0.875%	110.000%	2,000,000	1,989,006.19	1,604.17	2,002,500.00	13,493.81
159330	3135G0MZ3	109	FNMA - BULLET	5/14/2014	8/28/2017		0.875%	97.000%	2,000,000	1,995,331.31	1,604.17	2,002,500.00	7,168.69
160391	3134G5GM1	109	FHLMC STEP UP	8/28/2014	8/28/2017	5/28/2015	1.700%	170.000%	3,000,000	3,000,000.00	4,675.00	3,006,060.00	6,060.00
153074	3133EAR26	109	FFCB C I	9/5/2012	9/5/2017	4/6/2015	0.970%	99.600%	2,000,000	1,998,748.64	1,401.11	2,000,200.00	1,451.36
157014	3133ECZ31	109	FFCB - BULLET	9/6/2013	9/6/2017		1.410%	143.600%	1,000,000	999,374.40	979.17	1,011,390.00	12,015.60
159482	313380EC7	109	FHLB - BULLET	5/30/2014	9/8/2017		0.750%	89.000%	1,480,000	1,474,903.29	709.17	1,476,655.20	1,751.91
160498	3134G5GK5	109	FHLMC STEP UP	9/12/2014	9/12/2017	6/12/2015	1.625%	163.400%	2,000,000	1,999,583.03	1,715.28	2,004,720.00	5,136.97
157186	3135G0PP2	109	FNMA - BULLET	9/24/2013	9/20/2017		1.000%	125.000%	3,000,000	2,981,745.09	916.67	3,010,830.00	29,084.91
160572	3133EDVU3	109	FFCB - BULLET	9/22/2014	9/22/2017		1.125%	113.300%	2,000,000	1,999,583.03	562.50	2,013,220.00	13,636.97
160692	3130A2X92	109	FHLB STEP UP	9/25/2014	9/24/2017	6/24/2015	1.500%	158.600%	2,000,000	1,995,826.48	583.33	2,005,120.00	9,293.52
160480	3135G0ZL0	109	FNMA - BULLET	9/4/2014	9/27/2017		1.000%	113.000%	1,000,000	996,812.03	111.11	1,003,780.00	6,967.97
159328	3137EADL0	109	FHLMC - BULLET	5/14/2014	9/29/2017		1.000%	100.000%	2,000,000	1,999,985.18	111.11	2,006,200.00	6,214.82
160176	3137EADL0	109	FHLMC - BULLET	8/12/2014	9/29/2017		1.000%	106.000%	2,000,000	1,997,043.88	111.11	2,006,200.00	9,156.12
162499	3130A4S86	109	FHLB STEP UP	3/31/2015	9/30/2017		1.250%	126.000%	8,530,000	8,527,867.50	296.18	8,528,549.90	682.40
159303	3135G0PQ0	109	FNMA - BULLET	5/12/2014	10/26/2017		0.875%	109.000%	5,000,000	4,968,485.15	18,836.81	5,006,200.00	37,714.85
159483	3133EC2N3	109	FFCB - BULLET	5/30/2014	11/13/2017		0.780%	95.000%	1,500,000	1,492,496.26	4,485.00	1,498,740.00	6,243.74
157111	3133EAA32	109	FFCB - BULLET	9/13/2013	11/15/2017		0.900%	150.000%	1,000,000	982,619.39	3,400.00	998,910.00	16,290.61
160435	3130A2X76	109	FHLB - BULLET	9/2/2014	11/28/2017		1.150%	115.000%	2,000,000	2,000,000.00	7,858.33	2,004,140.00	4,140.00
159332	3137EADN6	109	FHLMC - BULLET	5/14/2014	1/12/2018		0.750%	116.000%	2,000,000	1,976,022.86	3,291.67	1,996,460.00	20,437.14
162336	3134G6DA8	109	FHLMC STEP UP	3/12/2015	2/27/2018	5/27/2015	1.600%	168.700%	3,325,000	3,318,904.17	5,024.45	3,331,949.25	15,261.75
159331	3137EADP1	109	FHLMC - BULLET	5/14/2014	3/7/2018		0.875%	122.000%	2,000,000	1,979,829.36	1,166.67	1,996,780.00	16,950.64
162304	3130A4GJ5	109	FHLB - BULLET	3/10/2015	4/25/2018		1.125%	113.000%	750,000	750,184.69	796.88	753,750.00	3,870.00
159381	3133EDLX8	109	FFCB - BULLET	5/21/2014	5/21/2018		1.320%	132.000%	2,000,000	2,000,000.00	9,533.33	2,020,760.00	20,760.00
160479	3133EDTU6	109	FFCB - BULLET	9/4/2014	3/4/2019		1.700%	170.500%	1,000,000	999,795.49	1,275.00	1,013,540.00	13,744.51
109 Total									1,124,320,613	1,123,392,586.80	1,096,449.07	1,124,504,040.48	849,163.07
161161	313384FF1	154	FHLB D N	11/10/2014	5/6/2015		0.095%	9.500%	2,994,000	2,992,601.55	1,121.92	2,993,912.68	189.21
154 Total									2,994,000	2,992,601.55	1,121.92	2,993,912.68	189.21
161703	313588DU6	300	FNMA D N	1/2/2015	4/1/2015		0.090%	9.000%	4,300,000	4,299,043.25	956.75	4,300,000.00	0.00
151203	WACHOVIA8	300	WACHOVIA INT BEARING	3/1/2012	4/1/2015		0.020%	2.000%	3,171,049	3,171,048.70	17.74	3,171,048.70	0.00
161702	313384DZ9	300	FHLB D N	1/2/2015	4/6/2015		0.110%	11.000%	6,300,000	6,298,190.50	1,713.25	6,299,973.75	70.00
161741	313384ED7	300	FHLB D N	1/9/2015	4/10/2015		0.080%	8.000%	10,000,000	9,997,977.78	1,822.22	9,999,925.00	125.00
162229	313384ED7	300	FHLB D N	2/27/2015	4/10/2015		0.060%	6.000%	737,000	736,948.41	40.54	736,994.47	5.52

MIAMI-DADE COUNTY
REPORT WRITER
AS OF DATE: March 31, 2015
SORTING ORDER: FUND ICC#

INVSMT NUMBER	CUSIP NUMBER	FUND NUMBER	DESCRIPTION	PURCHASE SET DATE	MATURITY DATE	CALL DATE	INTEREST RATE	YTM TRADING	SCHEDULED PAR VALUE	CURRENT BOOK VALUE	PERIOD-END INTEREST ACCRL	MARKET VALUE	UNREALIZED GAIN/LOSS
161740	313588EG6	300	FNMA D N	1/8/2015	4/13/2015		0.085%	8.500%	3,900,000	3,899,125.21	764.29	3,899,961.00	71.50
161960	313384EJ4	300	FHLB D N	1/28/2015	4/15/2015		0.085%	8.500%	1,132,000	1,131,794.20	168.38	1,131,986.79	24.21
162174	313588EJ0	300	FNMA D N	2/23/2015	4/15/2015		0.050%	5.000%	826,000	825,941.49	42.45	825,990.36	6.42
161856	313384EL9	300	FHLB D N	1/16/2015	4/17/2015		0.100%	10.000%	3,518,000	3,517,110.73	732.91	3,517,953.09	109.45
161628	313384ER6	300	FHLB D N	12/24/2014	4/22/2015		0.140%	14.000%	4,550,000	4,547,894.36	1,734.06	4,549,920.38	291.96
162226	313384ER6	300	FHLB D N	2/27/2015	4/22/2015		0.060%	6.000%	4,300,000	4,299,613.00	236.50	4,299,924.75	75.25
161720	313384ES4	300	FHLB D N	1/6/2015	4/23/2015		0.090%	9.000%	5,000,000	4,998,662.50	1,062.50	4,999,908.33	183.33
161629	313384ET2	300	FHLB D N	12/24/2014	4/24/2015		0.150%	15.000%	1,840,000	1,839,072.33	751.34	1,839,964.73	141.06
161890	313588FA8	300	FNMA D N	1/22/2015	5/1/2015		0.080%	8.000%	4,000,000	3,999,120.00	613.33	3,999,900.00	166.67
162053	313384FF1	300	FHLB D N	2/6/2015	5/6/2015		0.075%	7.500%	5,000,000	4,999,072.92	562.50	4,999,854.17	218.75
162230	313396FF5	300	FHLMC D N	2/27/2015	5/6/2015		0.050%	5.000%	4,400,000	4,399,584.44	201.67	4,399,871.67	85.56
162054	313384FH7	300	FHLB D N	2/6/2015	5/8/2015		0.084%	8.400%	1,600,000	1,599,660.27	201.60	1,599,950.67	88.80
162320	313384FH7	300	FHLB D N	3/11/2015	5/8/2015		0.070%	7.000%	3,600,000	3,599,594.00	147.00	3,599,889.00	148.00
161783	313396FN8	300	FHLMC D N	1/13/2015	5/13/2015		0.100%	10.000%	7,500,000	7,497,500.00	1,625.00	7,499,737.50	612.50
162132	313384FQ7	300	FHLB D N	2/18/2015	5/15/2015		0.070%	7.000%	4,600,000	4,599,230.78	375.67	4,599,831.33	224.88
162003	313396FQ1	300	FHLMC D N	2/3/2015	5/15/2015		0.080%	8.000%	1,865,000	1,864,581.41	236.23	1,864,931.62	113.98
162077	313384FT1	300	FHLB D N	2/11/2015	5/18/2015		0.075%	7.500%	1,750,000	1,749,650.00	178.65	1,749,931.46	102.81
162227	313384FT1	300	FHLB D N	2/27/2015	5/18/2015		0.060%	6.000%	2,100,000	2,099,720.00	115.50	2,099,917.75	82.25
162291	313588FT7	300	FNMA D N	3/6/2015	5/18/2015		0.050%	5.000%	2,000,000	1,999,797.22	72.22	1,999,921.67	52.23
162078	313384FU8	300	FHLB D N	2/11/2015	5/19/2015		0.075%	7.500%	4,000,000	3,999,191.67	408.33	3,999,840.00	240.00
161959	313384FV6	300	FHLB D N	1/28/2015	5/20/2015		0.090%	9.000%	4,000,000	3,998,880.00	630.00	3,999,836.67	326.67
161985	313384FX2	300	FHLB D N	1/30/2015	5/22/2015		0.080%	8.000%	3,750,000	3,749,066.67	508.33	3,749,840.63	265.63
162055	313384GC7	300	FHLB D N	2/6/2015	5/27/2015		0.090%	9.000%	900,000	899,752.50	121.50	899,958.00	84.00
162191	313384GC7	300	FHLB D N	2/25/2015	5/27/2015		0.065%	6.500%	2,327,000	2,326,617.66	147.05	2,326,891.41	126.70
162228	313384GC7	300	FHLB D N	2/27/2015	5/27/2015		0.065%	6.500%	2,023,000	2,022,674.92	120.54	2,022,905.59	110.13
162292	313384GK9	300	FHLB D N	3/6/2015	6/3/2015		0.065%	6.500%	8,841,000	8,839,579.30	415.04	8,840,381.13	386.79
162299	313384GK9	300	FHLB D N	3/9/2015	6/3/2015		0.070%	7.000%	2,400,000	2,399,598.67	107.33	2,399,832.00	126.00
162352	313384GM5	300	FHLB D N	3/16/2015	6/5/2015		0.080%	8.000%	3,325,000	3,324,401.50	118.22	3,324,759.86	240.14
162395	313384GM5	300	FHLB D N	3/19/2015	6/5/2015		0.085%	8.500%	2,000,000	1,999,631.67	61.39	1,999,855.56	162.50
162484	313396GQ0	300	FHLMC D N	3/27/2015	6/8/2015		0.060%	6.000%	1,000,000	999,878.33	8.33	999,924.44	37.78
162483	313384GS2	300	FHLB D N	3/27/2015	6/10/2015		0.050%	5.000%	5,000,000	4,999,479.17	34.72	4,999,611.11	97.22
162133	89233HTS3	300	CP- TOYOTA MOTOR CRE	2/18/2015	6/26/2015		0.150%	15.000%	2,000,000	1,998,933.33	350.00	1,999,092.22	(191.11)
162305	313396JC8	300	FHLMC D N	3/10/2015	7/14/2015		0.080%	8.000%	2,670,000	2,669,252.40	130.53	2,669,537.20	154.27
162319	313588JD8	300	FNMA D N	3/11/2015	7/15/2015		0.080%	8.000%	4,947,000	4,945,614.84	230.86	4,946,134.28	288.58
162002	3130A3X66	300	FHLB STEP UP	2/3/2015	1/30/2016	4/30/2015	1.000%	102.500%	3,000,000	2,999,500.00	5,083.33	3,002,100.00	2,850.00
162165	3136G1CW7	300	FNMA STEP UP	2/20/2015	2/20/2017	5/20/2015	1.000%	100.000%	2,000,000	2,000,000.00	2,277.78	2,002,000.00	2,000.00
153237	3133EAS33	300	FFCB C I	9/12/2012	9/5/2017	4/6/2015	0.990%	99.000%	1,000,000	1,000,000.00	715.00	999,010.00	(990.00)
300 Total									143,172,049	143,141,986.13	25,840.58	143,168,798.29	9,315.43
161146	313384DU0	411	FHLB D N	11/7/2014	4/1/2015		0.100%	10.000%	1,670,000	1,669,327.36	672.64	1,670,000.00	0.00
160463	313588DU6	411	FNMA D N	9/4/2014	4/1/2015		0.100%	10.000%	2,500,000	2,498,548.61	1,451.39	2,500,000.00	0.00
151204	WACHOVIA8	411	WACHOVIA INT BEARING	3/1/2012	4/1/2015		0.000%	0.000%	0	0.00	0.00	0.00	0.00
160511	313384EC9	411	FHLB D N	9/10/2014	4/9/2015		0.110%	11.000%	2,300,000	2,298,517.14	1,426.64	2,299,984.67	40.89
160914	313384EC9	411	FHLB D N	10/16/2014	4/9/2015		0.080%	8.000%	3,000,000	2,998,833.33	1,113.34	2,999,980.00	33.33
160509	313312ED8	411	FFCB D N	9/10/2014	4/10/2015		0.100%	10.000%	4,261,000	4,258,490.74	2,402.73	4,260,968.04	74.57
160512	313588EJ0	411	FNMA D N	9/10/2014	4/15/2015		0.100%	10.000%	4,022,000	4,019,575.63	2,267.96	4,021,953.08	109.49
162431	313396EK5	411	FHLMC D N	3/19/2015	4/16/2015		0.050%	5.000%	1,100,000	1,099,957.22	19.86	1,099,986.25	9.17
160652	313384EL9	411	FHLB D N	9/23/2014	4/17/2015		0.100%	10.000%	1,000,000	999,427.78	527.78	999,986.67	31.11
160953	313363ES8	411	FHLMC D N	10/21/2014	4/23/2015		0.100%	10.000%	800,000	799,591.11	360.00	799,985.33	34.22
161089	313384ET2	411	FHLB D N	11/4/2014	4/24/2015		0.090%	9.000%	2,460,000	2,458,948.35	910.20	2,459,952.85	94.30
161861	313384EW5	411	FHLB D N	1/20/2015	4/27/2015		0.110%	11.000%	1,750,000	1,749,481.32	379.65	1,749,962.08	101.11
161479	313588EW1	411	FNMA D N	12/15/2014	4/27/2015		0.130%	13.000%	1,600,000	1,599,231.56	618.22	1,599,965.33	115.55
155672	3136G1KJ7	411	FNMA STEP UP	4/30/2013	4/30/2015	4/30/2015	0.750%	75.000%	1,500,000	1,500,000.00	4,718.75	1,500,750.00	750.00
161340	313384FA2	411	FHLB D N	12/2/2014	5/1/2015		0.120%	12.000%	3,705,000	3,703,147.50	1,482.00	3,704,907.38	277.88
161173	313588FA8	411	FNMA D N	11/12/2014	5/1/2015		0.095%	9.500%	6,770,000	6,766,962.90	2,501.14	6,769,830.75	366.71
161786	313588FA8	411	FNMA D N	1/13/2015	5/1/2015		0.100%	10.000%	1,300,000	1,299,610.00	281.67	1,299,967.50	75.83
160633	313384FD6	411	FHLB D N	9/18/2014	5/4/2015		0.100%	10.000%	2,000,000	1,998,733.33	1,083.34	1,999,945.00	128.33

MIAMI-DADE COUNTY
REPORT WRITER
AS OF DATE: March 31, 2015
SORTING ORDER: FUND ICC#

INVSMT NUMBER	CUSIP NUMBER	FUND NUMBER	DESCRIPTION	PURCHASE SET DATE	MATURITY DATE	CALL DATE	INTEREST RATE	YTM TRADING	SCHEDULED PAR VALUE	CURRENT BOOK VALUE	PERIOD-END INTEREST ACCRL	MARKET VALUE	UNREALIZED GAIN/LOSS
160156	313312FE5	411	FFCB D N	8/8/2014	5/5/2015		0.130%	13.000%	1,600,000	1,598,440.00	1,363.56	1,599,954.67	151.11
160772	313312FE5	411	FFCB D N	10/2/2014	5/5/2015		0.085%	8.500%	2,600,000	2,598,680.14	1,111.14	2,599,926.33	135.05
161480	313312FE5	411	FFCB D N	12/15/2014	5/5/2015		0.130%	13.000%	5,100,000	5,097,403.25	1,970.58	5,099,855.50	481.67
161228	313384FF1	411	FHLB D N	11/18/2014	5/6/2015		0.120%	12.000%	3,500,000	3,498,028.33	1,563.34	3,499,897.92	306.25
161238	313384FF1	411	FHLB D N	11/19/2014	5/6/2015		0.120%	12.000%	4,600,000	4,597,424.00	2,039.33	4,599,865.83	402.50
160634	313384FH7	411	FHLB D N	9/19/2014	5/8/2015		0.120%	12.000%	1,000,000	999,230.00	646.67	999,969.17	92.50
160653	313384FH7	411	FHLB D N	9/23/2014	5/8/2015		0.110%	11.000%	900,000	899,375.75	522.50	899,972.25	74.00
161931	313396FH1	411	FHLMC D N	1/26/2015	5/8/2015		0.100%	10.000%	4,000,000	3,998,866.67	722.22	3,999,876.67	287.78
161440	313312FM7	411	FFCB D N	12/10/2014	5/12/2015		0.110%	11.000%	5,000,000	4,997,662.50	1,711.11	4,999,829.17	455.56
161738	313396FN8	411	FHLMC D N	1/8/2015	5/13/2015		0.110%	11.000%	2,700,000	2,698,968.75	684.75	2,699,905.50	252.00
161801	313396FN8	411	FHLMC D N	1/14/2015	5/13/2015		0.105%	10.500%	2,500,000	2,499,132.29	561.46	2,499,912.50	218.75
161334	313588FN0	411	FNMA D N	12/1/2014	5/13/2015		0.120%	12.000%	3,558,000	3,556,066.82	1,435.06	3,557,875.47	373.59
160657	313384FU8	411	FHLB D N	9/24/2014	5/19/2015		0.075%	7.500%	3,400,000	3,398,321.25	1,338.75	3,399,864.00	204.00
160702	313384FU8	411	FHLB D N	9/26/2014	5/19/2015		0.080%	8.000%	1,700,000	1,699,112.22	706.45	1,699,932.00	113.33
161227	313384FU8	411	FHLB D N	11/17/2014	5/19/2015		0.110%	11.000%	2,400,000	2,398,658.00	990.00	2,399,904.00	256.00
161785	313384FU8	411	FHLB D N	1/13/2015	5/19/2015		0.100%	10.000%	6,700,000	6,697,655.00	1,451.67	6,699,932.00	625.33
160996	313384FV6	411	FHLB D N	10/24/2014	5/20/2015		0.095%	9.500%	7,000,000	6,996,157.78	2,937.08	6,999,714.17	619.31
161297	313384FX2	411	FHLB D N	11/24/2014	5/22/2015		0.113%	11.300%	1,500,000	1,499,160.94	600.00	1,499,936.25	175.31
161803	313384FX2	411	FHLB D N	1/14/2015	5/22/2015		0.150%	15.000%	800,000	799,573.33	256.67	799,966.00	136.00
160576	313384GB9	411	FHLB D N	9/16/2014	5/26/2015		0.110%	11.000%	3,200,000	3,197,536.00	1,926.22	3,199,853.33	391.11
161591	313396GB3	411	FHLMC D N	12/19/2014	5/26/2015		0.190%	19.000%	3,740,000	3,736,881.26	2,033.10	3,739,828.58	914.22
161342	313384GC7	411	FHLB D N	12/2/2014	5/27/2015		0.125%	12.500%	6,656,000	6,651,932.44	2,773.34	6,655,689.39	983.61
161416	313384GC7	411	FHLB D N	12/9/2014	5/27/2015		0.140%	14.000%	2,200,000	2,198,554.11	966.78	2,199,897.33	376.44
160773	313396GC1	411	FHLMC D N	10/2/2014	5/27/2015		0.100%	10.000%	2,400,000	2,398,420.00	1,206.67	2,399,888.00	261.33
161019	313312GD6	411	FFCB D N	10/28/2014	5/28/2015		0.100%	10.000%	4,000,000	3,997,644.44	1,722.23	3,999,810.00	443.33
160999	313312GE4	411	FFCB D N	10/24/2014	5/29/2015		0.100%	10.000%	3,672,000	3,669,786.60	1,621.80	3,671,822.52	414.12
161417	313384GE3	411	FHLB D N	12/9/2014	5/29/2015		0.140%	14.000%	1,700,000	1,698,869.50	747.06	1,699,917.83	301.27
160985	313384GH6	411	FHLB D N	10/23/2014	6/1/2015		0.085%	8.500%	1,900,000	1,899,008.57	717.78	1,899,871.22	144.87
160831	313588GH2	411	FNMA D N	10/9/2014	6/1/2015		0.080%	8.000%	1,100,000	1,099,425.56	425.33	1,099,925.44	74.55
160998	313588GH2	411	FNMA D N	10/24/2014	6/1/2015		0.100%	10.000%	1,100,000	1,099,327.78	485.83	1,099,925.44	111.83
161145	313588GH2	411	FNMA D N	11/7/2014	6/1/2015		0.110%	11.000%	1,400,000	1,399,118.78	620.28	1,399,905.11	166.05
161442	313588GK5	411	FNMA D N	12/10/2014	6/3/2015		0.140%	14.000%	1,398,000	1,397,048.58	608.91	1,397,902.14	244.65
161000	313396GR8	411	FHLMC D N	10/24/2014	6/9/2015		0.100%	10.000%	1,415,000	1,414,103.83	624.96	1,414,891.52	162.73
161090	313396GR8	411	FHLMC D N	11/4/2014	6/9/2015		0.120%	12.000%	800,000	799,421.33	394.67	799,938.67	122.67
161172	313396GR8	411	FHLMC D N	11/12/2014	6/9/2015		0.120%	12.000%	1,234,000	1,233,140.31	575.87	1,233,905.39	189.21
161930	313396GR8	411	FHLMC D N	1/26/2015	6/9/2015		0.105%	10.500%	1,150,000	1,149,550.54	218.02	1,149,911.83	143.27
161441	313384GS2	411	FHLB D N	12/10/2014	6/10/2015		0.150%	15.000%	1,000,000	999,241.67	466.66	999,922.22	213.89
161234	313396GT4	411	FHLMC D N	11/18/2014	6/11/2015		0.115%	11.500%	3,825,000	3,822,495.16	1,637.31	3,824,698.25	565.78
160577	313396GY3	411	FHLMC D N	9/16/2014	6/16/2015		0.145%	14.500%	950,000	948,955.40	753.80	949,919.78	210.58
161802	313396GY3	411	FHLMC D N	1/14/2015	6/16/2015		0.110%	11.000%	1,000,000	999,532.50	235.28	999,915.56	147.78
161296	313396GZ0	411	FHLMC D N	11/24/2014	6/17/2015		0.105%	10.500%	8,000,000	7,995,216.67	2,986.66	7,999,315.56	1,112.23
161535	313588GZ2	411	FNMA D N	12/17/2014	6/17/2015		0.155%	15.500%	4,581,000	4,577,410.28	2,070.99	4,580,608.07	1,126.80
161862	313588GZ2	411	FNMA D N	1/20/2015	6/17/2015		0.110%	11.000%	2,250,000	2,248,982.50	488.13	2,249,807.50	336.87
162146	89233HTJ3	411	CP - TOYOTA MOTOR CR	2/19/2015	6/18/2015		0.180%	18.000%	5,000,000	4,997,025.00	1,025.00	4,997,941.67	(108.33)
161241	313396HB2	411	FHLMC D N	11/19/2014	6/19/2015		0.105%	10.500%	2,886,000	2,884,215.49	1,119.53	2,885,746.67	411.65
161620	313312HP8	411	FFCB D N	12/23/2014	7/1/2015		0.170%	17.000%	2,428,000	2,425,821.55	1,135.09	2,427,631.75	675.11
161091	313384HW2	411	FHLB D N	11/4/2014	7/8/2015		0.120%	12.000%	946,000	945,224.28	466.69	945,845.49	154.52
161914	313588HW8	411	FNMA D N	1/23/2015	7/8/2015		0.100%	10.000%	4,000,000	3,998,155.56	755.55	3,999,346.67	435.56
161863	313312HY9	411	FFCB D N	1/20/2015	7/10/2015		0.130%	13.000%	2,739,000	2,737,308.67	702.25	2,738,543.50	532.58
161915	313312HY9	411	FFCB D N	1/23/2015	7/10/2015		0.120%	12.000%	4,315,000	4,312,583.60	978.07	4,314,280.83	719.16
162031	313396HY2	411	FHLMC D N	2/5/2015	7/10/2015		0.110%	11.000%	1,000,000	999,526.39	168.06	999,833.33	138.88
162345	313384JE0	411	FHLB D N	3/13/2015	7/16/2015		0.080%	8.000%	2,800,000	2,799,222.22	118.22	2,799,505.33	164.89
161536	313312JK7	411	FFCB D N	12/17/2014	7/21/2015		0.160%	16.000%	4,306,000	4,301,866.24	2,009.47	4,305,203.39	1,327.68
161739	313396JL8	411	FHLMC D N	1/8/2015	7/22/2015		0.130%	13.000%	5,000,000	4,996,479.17	1,498.61	4,999,066.67	1,088.89
162030	313396JL8	411	FHLMC D N	2/5/2015	7/22/2015		0.115%	11.500%	1,500,000	1,499,199.79	263.54	1,499,720.00	256.67
162074	313312JR2	411	FFCB D N	2/10/2015	7/27/2015		0.120%	12.000%	1,021,000	1,020,431.64	170.17	1,020,800.91	199.10

MIAMI-DADE COUNTY
REPORT WRITER
AS OF DATE: March 31, 2015
SORTING ORDER: FUND ICC#

INVSMT NUMBER	CUSIP NUMBER	FUND NUMBER	DESCRIPTION	PURCHASE SET DATE	MATURITY DATE	CALL DATE	INTEREST RATE	YTM TRADING	SCHEDULED PAR VALUE	CURRENT BOOK VALUE	PERIOD-END INTEREST ACCRL	MARKET VALUE	UNREALIZED GAIN/LOSS
161986	313588JT3	411	FNMA D N	1/30/2015	7/29/2015		0.120%	12.000%	1,769,000	1,767,938.60	359.70	1,768,649.15	350.85
162028	313396JV6	411	FHLMC D N	2/5/2015	7/31/2015		0.115%	11.500%	7,000,000	6,996,064.44	1,229.86	6,998,588.33	1,294.03
162029	313588KA2	411	FNMA D N	2/5/2015	8/5/2015		0.120%	12.000%	6,000,000	5,996,380.00	1,100.00	5,998,740.00	1,260.00
162072	313396KC6	411	FHLMC D N	2/10/2015	8/7/2015		0.123%	12.300%	4,000,000	3,997,567.33	683.33	3,999,146.67	896.01
161784	313588KC8	411	FNMA D N	1/13/2015	8/7/2015		0.125%	12.500%	3,000,000	2,997,854.17	812.50	2,999,360.00	693.33
162427	313384KG3	411	FHLB D N	3/20/2015	8/11/2015		0.150%	15.000%	2,000,000	1,998,800.00	100.00	1,999,560.00	660.00
162426	313588KH7	411	FNMA D N	3/20/2015	8/12/2015		0.120%	12.000%	2,000,000	1,999,033.33	80.00	1,999,556.67	443.34
162353	313588KN4	411	FNMA D N	3/16/2015	8/17/2015		0.130%	13.000%	4,210,000	4,207,658.77	243.24	4,209,031.70	1,129.69
162073	313396KP7	411	FHLMC D N	2/10/2015	8/18/2015		0.120%	12.000%	1,800,000	1,798,866.00	300.00	1,799,583.00	417.00
162301	313384KQ1	411	FHLB D N	3/9/2015	8/19/2015		0.140%	14.000%	1,150,000	1,149,271.03	102.86	1,149,731.67	357.78
162148	313588KQ7	411	FNMA D N	2/19/2015	8/19/2015		0.114%	11.400%	2,500,000	2,498,567.08	324.58	2,499,416.67	525.01
162231	313396KS1	411	FHLMC D N	2/27/2015	8/21/2015		0.110%	11.000%	8,000,000	7,995,722.22	806.67	7,998,106.67	1,577.78
162288	313588KX2	411	FNMA D N	3/6/2015	8/26/2015		0.115%	11.500%	4,429,000	4,426,552.36	367.85	4,427,914.90	994.69
162343	313588KX2	411	FNMA D N	3/13/2015	8/26/2015		0.125%	12.500%	3,677,000	3,674,880.62	242.58	3,676,099.14	975.94
162346	313396KY8	411	FHLMC D N	3/13/2015	8/27/2015		0.130%	13.000%	788,000	787,524.79	54.07	787,805.63	226.77
162095	3134G6EY5	411	FHLMC STEP UP	2/27/2015	8/27/2015	5/27/2015	0.500%	50.000%	2,000,000	2,000,000.00	944.44	1,999,780.00	(220.00)
162232	313384KZ1	411	FHLB D N	2/27/2015	8/28/2015		0.132%	13.200%	5,000,000	4,996,663.33	605.00	4,998,758.33	1,490.00
162075	313588LC7	411	FNMA D N	2/10/2015	8/31/2015		0.130%	13.000%	1,000,000	999,270.56	180.55	999,577.78	126.67
162290	313384LE7	411	FHLB D N	3/6/2015	9/2/2015		0.136%	13.600%	3,329,000	3,326,736.28	326.98	3,327,575.93	512.67
162289	313588LE3	411	FNMA D N	3/6/2015	9/2/2015		0.110%	11.000%	6,334,000	6,330,516.30	503.20	6,331,290.46	270.96
162354	313396LT8	411	FHLMC D N	3/16/2015	9/15/2015		0.140%	14.000%	5,000,000	4,996,441.67	311.11	4,997,680.56	927.78
162471	313588LW3	411	FNMA D N	3/27/2015	9/18/2015		0.130%	13.000%	4,000,000	3,997,472.22	72.22	3,998,111.11	566.67
162498	313588LW3	411	FNMA D N	3/31/2015	9/18/2015		0.130%	13.000%	7,000,000	6,995,677.50	25.28	6,996,694.44	991.66
162496	313396MD2	411	FHLMC D N	3/31/2015	9/25/2015		0.145%	14.500%	6,250,000	6,245,519.10	25.17	6,246,927.08	1,382.81
162368	313588MK8	411	FNMA D N	3/17/2015	10/1/2015		0.160%	16.000%	8,146,000	8,138,831.52	543.07	8,141,445.03	2,070.44
161590	313312MP2	411	FFCB D N	12/19/2014	10/5/2015		0.220%	22.000%	5,000,000	4,991,138.89	3,147.22	4,996,363.89	2,077.78
162472	313396MQ3	411	FHLMC D N	3/27/2015	10/6/2015		0.135%	13.500%	5,000,000	4,996,381.25	93.75	4,997,127.78	652.78
162497	313396MZ3	411	FHLMC D N	3/31/2015	10/15/2015		0.135%	13.500%	6,000,000	5,995,545.00	22.50	5,996,388.33	820.83
162367	313312ND8	411	FFCB D N	3/17/2015	10/19/2015		0.180%	18.000%	5,000,000	4,994,600.00	375.00	4,996,091.67	1,116.67
161018	3136G0N72	411	FNMA STEP UP	10/25/2014	10/25/2015	4/25/2015	0.850%	85.000%	2,000,000	2,000,000.00	7,366.67	2,000,680.00	680.00
161804	313396NL3	411	FHLMC D N	1/14/2015	10/26/2015		0.170%	17.000%	1,264,000	1,262,298.87	459.60	1,263,196.66	438.19
161913	313396NL3	411	FHLMC D N	1/23/2015	10/26/2015		0.180%	18.000%	2,000,000	1,997,240.00	680.00	1,998,728.89	808.89
162099	313384PM5	411	FHLB D N	2/12/2015	11/20/2015		0.200%	20.000%	2,000,000	1,996,877.78	533.33	1,998,576.11	1,165.00
162467	313384PQ6	411	FHLB D N	3/27/2015	11/23/2015		0.200%	20.000%	4,000,000	3,994,644.44	111.11	3,997,115.56	2,360.01
161301	3134G5PX7	411	FHLMC STEP UP	11/28/2014	11/27/2015	5/27/2015	0.750%	75.000%	2,000,000	2,000,000.00	5,125.00	2,001,520.00	1,520.00
162098	313396PX5	411	FHLMC D N	2/12/2015	11/30/2015		0.210%	21.000%	1,826,000	1,822,900.37	511.28	1,823,534.90	123.25
156413	3136G1N62	411	FNMA STEP UP	6/24/2013	12/13/2015	6/13/2015	0.800%	171.400%	1,000,000	991,121.95	2,400.00	998,220.00	7,098.05
161504	3136G07A3	411	FNMA STEP UP	12/13/2014	12/13/2015	6/13/2015	0.800%	80.000%	1,500,000	1,500,000.00	3,600.00	1,499,565.00	(435.00)
161652	3136G13P2	411	FNMA STEP UP	12/26/2014	12/26/2015	6/26/2015	0.800%	80.000%	1,500,000	1,500,000.00	3,166.67	1,499,580.00	(420.00)
162024	3134G6CR2	411	FHLMC STEP UP	2/27/2015	2/27/2016	5/27/2015	0.625%	62.500%	3,000,000	3,000,000.00	1,770.83	2,997,690.00	(2,310.00)
154895	3136G1ET2	411	FNMA STEP UP	3/6/2013	6/6/2016	6/6/2015	1.000%	100.800%	1,500,000	1,499,875.12	1,041.67	1,501,200.00	1,324.88
160548	3130A2YF7	411	FHLB STEP UP	9/30/2014	3/27/2016	6/27/2015	1.000%	101.700%	1,500,000	1,499,748.39	166.67	1,501,815.00	2,066.61
162500	3130A4S52	411	FHLB STEP UP	3/31/2015	3/30/2016	9/30/2015	1.000%	105.100%	1,000,000	999,500.00	27.78	999,070.00	(430.00)
160547	3133EDV66	411	FFCB - BULLET	9/18/2014	4/18/2016		0.450%	45.000%	1,500,000	1,500,000.00	3,056.25	1,501,305.00	1,305.00
161072	3136G0S69	411	FNMA STEP UP	10/30/2014	4/30/2016	4/30/2015	0.750%	75.000%	2,000,000	2,000,000.00	6,291.67	1,996,820.00	(3,180.00)
159443	3134G55U5	411	FHLMC STEP UP	5/28/2014	5/28/2016	5/28/2015	1.125%	112.500%	2,500,000	2,500,000.00	9,609.38	2,503,200.00	3,200.00
161621	3130A3TZ7	411	FHLB STEP UP	12/26/2014	6/26/2016	6/26/2015	1.000%	100.000%	1,500,000	1,500,000.00	3,958.33	1,502,295.00	2,295.00
162147	3133EEND8	411	FFCB - BULLET	2/19/2015	9/6/2016		0.420%	55.000%	2,000,000	1,996,113.27	583.33	1,998,040.00	1,926.73
161623	3130A3MT8	411	FHLB STEP UP	12/30/2014	12/30/2016	6/30/2015	1.500%	155.100%	1,000,000	999,000.00	3,791.67	998,050.00	(950.00)
161647	3133EEFZ8	411	FFCB - BULLET	12/24/2014	2/23/2017		0.700%	85.100%	14,000,000	13,958,448.99	10,344.44	14,013,300.00	54,851.01
162360	3134G6ML4	411	FHLMC STEP UP	3/19/2015	3/19/2017	6/19/2015	1.625%	162.500%	1,500,000	1,500,000.00	812.50	1,502,835.00	2,835.00
152277	3133EATE8	411	FFCB - BULLET	6/22/2012	6/8/2017		0.900%	94.000%	1,650,000	1,648,388.89	4,661.25	1,654,422.00	6,033.11
152166	3134G3XH8	411	FHLMC C I	6/28/2012	6/28/2017	6/28/2015	1.125%	112.500%	1,000,000	1,000,000.00	2,906.25	1,001,940.00	1,940.00
159950	3133EDQM7	411	FFCB - BULLET	7/17/2014	7/17/2017		1.000%	100.000%	2,000,000	2,000,000.00	4,111.11	2,008,540.00	8,540.00
160327	3134G5GM1	411	FHLMC STEP UP	8/28/2014	8/28/2017	5/28/2015	1.700%	170.700%	2,000,000	1,999,667.52	3,116.67	2,004,040.00	4,372.48
153188	3133EAS33	411	FFCB C I	9/6/2012	9/5/2017	4/6/2015	0.990%	99.000%	1,500,000	1,500,000.00	1,072.50	1,498,515.00	(1,485.00)

MIAMI-DADE COUNTY
REPORT WRITER
AS OF DATE: March 31, 2015
SORTING ORDER: FUND ICC#

INVSMT NUMBER	CUSIP NUMBER	FUND NUMBER	DESCRIPTION	PURCHASE SET DATE	MATURITY DATE	CALL DATE	INTEREST RATE	YTM TRADING	SCHEDULED PAR VALUE	CURRENT BOOK VALUE	PERIOD-END INTEREST ACCRL	MARKET VALUE	UNREALIZED GAIN/LOSS
153326	3134G3M23	411	FHLMC C I	9/28/2012	9/28/2017	6/28/2015	1.020%	102.000%	2,000,000	2,000,000.00	170.00	2,002,880.00	2,880.00
154237	3136G14K2	411	FNMA C I	12/21/2012	12/21/2017	6/21/2015	0.900%	91.000%	1,000,000	999,700.17	2,500.00	993,020.00	(6,680.17)
155159	3135G0VL4	411	FNMA C I	3/20/2013	3/20/2018	6/21/2015	1.125%	113.200%	1,500,000	1,499,685.17	515.63	1,496,820.00	(2,865.17)
155910	3135G0XK4	411	FNMA C I	5/30/2013	5/25/2018	5/26/2015	1.050%	105.000%	2,000,000	2,000,000.00	7,350.00	1,977,140.00	(22,860.00)
156425	3135G0XX6	411	FNMA C I	6/24/2013	5/25/2018	5/25/2015	1.500%	164.600%	1,500,000	1,492,673.30	7,875.00	1,497,945.00	5,271.70
156021	3134G46D5	411	FHLMC C I	6/12/2013	6/12/2018	6/12/2015	1.200%	120.400%	2,000,000	1,999,720.27	7,266.67	1,996,120.00	(3,600.27)
411 Total									392,530,000	392,250,043.17	202,483.57	392,457,372.93	115,167.32
160884	313588EJ0	414	FNMA D N	10/15/2014	4/15/2015		0.065%	6.500%	3,977,982	3,976,674.79	1,206.66	3,977,935.59	54.14
160885	313588EJ0	414	FNMA D N	10/15/2014	4/15/2015		0.065%	6.500%	120,018	119,978.56	36.41	120,016.60	1.63
161209	313312FM7	414	FFCB D N	11/14/2014	5/12/2015		0.100%	10.000%	7,093	7,089.47	2.72	7,092.76	0.57
161210	313312FM7	414	FFCB D N	11/14/2014	5/12/2015		0.100%	10.000%	6,907	6,903.57	2.64	6,906.76	0.55
161338	313588GH2	414	FNMA D N	12/1/2014	6/1/2015		0.095%	9.500%	891,890	891,461.65	284.78	891,829.55	83.12
161339	313588GH2	414	FNMA D N	12/1/2014	6/1/2015		0.095%	9.500%	927,110	926,664.72	296.04	927,047.16	86.40
161489	313384GX1	414	FHLB D N	12/15/2014	6/15/2015		0.090%	9.000%	100,151	100,105.43	26.79	100,142.65	10.43
161490	313384GX1	414	FHLB D N	12/15/2014	6/15/2015		0.090%	9.000%	24,332	24,320.93	6.51	24,329.97	2.53
161491	313384GX1	414	FHLB D N	12/15/2014	6/15/2015		0.090%	9.000%	811,838	811,468.61	217.17	811,770.35	84.57
161492	313384GX1	414	FHLB D N	12/15/2014	6/15/2015		0.090%	9.000%	94,498	94,455.00	25.28	94,490.13	9.85
161493	313384GX1	414	FHLB D N	12/15/2014	6/15/2015		0.090%	9.000%	124,619	124,562.30	33.33	124,608.62	12.99
161494	313384GX1	414	FHLB D N	12/15/2014	6/15/2015		0.090%	9.000%	1,407,266	1,406,625.70	376.44	1,407,148.73	146.59
161495	313384GX1	414	FHLB D N	12/15/2014	6/15/2015		0.090%	9.000%	164,866	164,790.99	44.10	164,852.26	17.17
161496	313384GX1	414	FHLB D N	12/15/2014	6/15/2015		0.090%	9.000%	98,214	98,169.31	26.27	98,205.82	10.24
161497	313384GX1	414	FHLB D N	12/15/2014	6/15/2015		0.090%	9.000%	804,840	804,473.80	215.29	804,772.93	83.84
161498	313384GX1	414	FHLB D N	12/15/2014	6/15/2015		0.090%	9.000%	499,491	499,263.73	133.61	499,449.38	52.04
161499	313384GX1	414	FHLB D N	12/15/2014	6/15/2015		0.090%	9.000%	379,030	378,857.54	101.39	378,998.41	39.48
161500	313384GX1	414	FHLB D N	12/15/2014	6/15/2015		0.090%	9.000%	221,293	221,192.31	59.20	221,274.56	23.05
161501	313384GX1	414	FHLB D N	12/15/2014	6/15/2015		0.090%	9.000%	203,562	203,469.38	54.45	203,545.04	21.21
162122	313588KH7	414	FNMA D N	2/13/2015	8/12/2015		0.112%	11.200%	28,398	28,382.10	4.15	28,391.71	5.46
162123	313588KH7	414	FNMA D N	2/13/2015	8/12/2015		0.112%	11.200%	55,602	55,570.86	8.13	55,589.67	10.68
162341	313396LT8	414	FHLMC D N	3/13/2015	9/15/2015		0.110%	11.000%	215,580	215,457.48	12.52	215,479.99	9.99
162342	313396LT8	414	FHLMC D N	3/13/2015	9/15/2015		0.110%	11.000%	159,420	159,329.40	9.25	159,346.05	7.40
414 Total									11,324,000	11,319,267.63	3,183.13	11,323,224.69	773.93
162440	313384GC7	511	FHLB D N	3/27/2015	5/27/2015		0.080%	8.000%	500,000	499,932.22	5.56	499,976.67	38.89
511 Total									500,000	499,932.22	5.56	499,976.67	38.89
162446	313384GC7	522	FHLB D N	3/27/2015	5/27/2015		0.080%	8.000%	600,000	599,918.67	6.67	599,972.00	46.66
522 Total									600,000	599,918.67	6.67	599,972.00	46.66
162233	313384ED7	555	FHLB D N	2/27/2015	4/10/2015		0.050%	5.000%	2,300,000	2,299,865.83	105.42	2,299,982.75	11.50
162378	313384FH7	555	FHLB D N	3/18/2015	5/8/2015		0.070%	7.000%	2,625,000	2,624,739.69	71.46	2,624,919.06	107.91
162493	313396FQ1	555	FHLMC D N	3/30/2015	5/15/2015		0.055%	5.500%	2,500,000	2,499,824.31	7.64	2,499,908.33	76.38
162436	313384FX2	555	FHLB D N	3/24/2015	5/22/2015		0.080%	8.000%	1,000,000	999,868.89	17.78	999,957.50	70.83
162470	313384GE3	555	FHLB D N	3/27/2015	5/29/2015		0.065%	6.500%	1,000,000	999,886.25	9.03	999,951.67	56.39
555 Total									9,425,000	9,424,184.97	211.33	9,424,719.31	323.01
162469	313384EB1	566	FHLB D N	3/27/2015	4/8/2015		0.050%	5.000%	900,000	899,985.00	6.25	899,994.75	3.50
566 Total									900,000	899,985.00	6.25	899,994.75	3.50
151205	WACHOVIA8	700	WACHOVIA INT BEARING	3/1/2012	4/1/2015		0.000%	0.000%	0	0.00	0.00	0.00	0.00
700 Total									0	0.00	0.00	0.00	0.00
159958	313312DU1	712	FFCB D N	7/18/2014	4/1/2015		0.100%	10.000%	404,500	404,211.23	288.77	404,500.00	0.00
151206	825252869	712	AIM MONEY MARKET - D	3/1/2012	4/1/2015		0.010%	1.000%	1,263,300	1,263,300.00	0.01	1,263,300.00	0.00
161831	313396DV2	712	FHLMC D N	1/15/2015	4/2/2015		0.075%	7.500%	1,000,000	999,839.58	158.34	999,999.17	1.25
161792	313396EB5	712	FHLMC D N	1/13/2015	4/8/2015		0.080%	8.000%	1,800,000	1,799,660.00	312.00	1,799,989.50	17.50
161793	313396EB5	712	FHLMC D N	1/13/2015	4/8/2015		0.080%	8.000%	1,900,000	1,899,641.11	329.33	1,899,988.92	18.48
161794	313396EC3	712	FHLMC D N	1/13/2015	4/9/2015		0.075%	7.500%	800,000	799,856.67	130.00	799,994.67	8.00
160151	313312ED8	712	FFCB D N	8/7/2014	4/10/2015		0.120%	12.000%	298,600	298,355.15	235.89	298,597.76	6.72
162401	313384ED7	712	FHLB D N	3/19/2015	4/10/2015		0.045%	4.500%	211,400	211,394.19	3.43	211,398.41	0.79
162111	313384EG0	712	FHLB D N	2/9/2015	4/13/2015		0.065%	6.500%	60,600	60,593.11	5.58	60,599.39	0.70
161832	313384EJ4	712	FHLB D N	1/15/2015	4/15/2015		0.080%	8.000%	600,000	599,880.00	101.33	599,993.00	11.67
162384	912796FD6	712	TREASURY BILLS	3/18/2015	4/16/2015		0.041%	4.000%	600,000	599,980.43	9.45	600,000.00	10.12

MIAMI-DADE COUNTY
REPORT WRITER
AS OF DATE: March 31, 2015
SORTING ORDER: FUND ICC#

INVSMT NUMBER	CUSIP NUMBER	FUND NUMBER	DESCRIPTION	PURCHASE SET DATE	MATURITY DATE	CALL DATE	INTEREST RATE	YTM TRADING	SCHEDULED PAR VALUE	CURRENT BOOK VALUE	PERIOD-END INTEREST ACCRL	MARKET VALUE	UNREALIZED GAIN/LOSS
161886	313588EK7	712	FNMA D N	1/21/2015	4/16/2015		0.080%	8.000%	1,075,600	1,075,396.83	167.32	1,075,586.56	22.41
161795	313396ER0	712	FHLMC D N	1/13/2015	4/22/2015		0.080%	8.000%	1,799,900	1,799,504.02	311.98	1,799,868.50	52.50
161797	313384EY1	712	FHLB D N	1/13/2015	4/29/2015		0.090%	9.000%	650,000	649,827.75	126.75	649,984.83	30.33
162249	313588EZ4	712	FNMA D N	3/2/2015	4/30/2015		0.045%	4.500%	600,000	599,955.75	22.50	599,985.50	7.25
161923	313588FF7	712	FNMA D N	1/23/2015	5/6/2015		0.090%	9.000%	300,000	299,922.75	51.00	299,991.25	17.50
161798	313588FG5	712	FNMA D N	1/13/2015	5/7/2015		0.055%	5.500%	800,000	799,860.67	95.33	799,976.00	20.00
161799	313396FN8	712	FHLMC D N	1/13/2015	5/13/2015		0.090%	9.000%	800,000	799,760.00	156.00	799,972.00	56.00
162180	313396FN8	712	FHLMC D N	2/24/2015	5/13/2015		0.050%	5.000%	23,900	23,897.41	1.20	23,899.16	0.55
161924	313588FN0	712	FNMA D N	1/23/2015	5/13/2015		0.090%	9.000%	600,000	599,835.00	102.00	599,979.00	42.00
161833	313396FP3	712	FHLMC D N	1/15/2015	5/14/2015		0.100%	10.000%	600,000	599,801.67	126.66	599,978.50	50.17
161851	313384FV6	712	FHLB D N	1/16/2015	5/20/2015		0.110%	11.000%	600,000	599,772.67	137.50	599,975.50	65.33
161976	313588FW0	712	FNMA D N	1/30/2015	5/21/2015		0.070%	7.000%	600,000	599,870.50	71.17	599,975.00	33.33
161084	313396GC1	712	FHLMC D N	11/3/2014	5/27/2015		0.095%	9.500%	307,600	307,433.60	120.94	307,585.65	31.11
161957	313384GK9	712	FHLB D N	1/28/2015	6/3/2015		0.080%	8.000%	1,401,000	1,400,607.72	196.14	1,400,901.93	98.07
161929	313396GR8	712	FHLMC D N	1/23/2015	6/9/2015		0.100%	10.000%	1,100,000	1,099,581.39	207.78	1,099,915.67	126.50
161926	313396GS6	712	FHLMC D N	1/23/2015	6/10/2015		0.100%	10.000%	1,900,000	1,899,271.67	358.89	1,899,852.22	221.66
161994	313396GY3	712	FHLMC D N	2/2/2015	6/16/2015		0.070%	7.000%	600,000	599,843.67	67.67	599,949.33	37.99
162402	313588GZ2	712	FNMA D N	3/19/2015	6/17/2015		0.075%	7.500%	11,000,000	10,997,937.50	297.92	10,999,058.89	823.47
162414	313588GZ2	712	FNMA D N	3/19/2015	6/17/2015		0.075%	7.500%	9,375,000	9,373,242.19	253.91	9,374,197.92	701.82
161903	313396HA4	712	FHLMC D N	1/22/2015	6/18/2015		0.070%	7.000%	599,700	599,528.59	80.46	599,648.03	38.98
162250	313396HG1	712	FHLMC D N	3/2/2015	6/24/2015		0.045%	4.500%	1,000,000	999,857.50	37.50	999,906.67	11.67
161939	313588HP3	712	FNMA D N	1/26/2015	7/1/2015		0.100%	10.000%	3,728,000	3,726,384.53	673.11	3,727,434.59	376.95
162475	313588HW8	712	FNMA D N	3/27/2015	7/8/2015		0.080%	8.000%	1,000,000	999,771.11	11.11	999,836.67	54.45
161907	313396HY2	712	FHLMC D N	1/22/2015	7/10/2015		0.100%	10.000%	1,265,800	1,265,205.78	242.61	1,265,589.03	140.64
162251	313396JC8	712	FHLMC D N	3/2/2015	7/14/2015		0.080%	8.000%	1,200,000	1,199,642.67	80.00	1,199,792.00	69.33
162393	313588JE6	712	FNMA D N	3/18/2015	7/16/2015		0.090%	9.000%	823,000	822,753.10	28.81	822,854.60	72.69
162088	313396JL8	712	FHLMC D N	2/11/2015	7/22/2015		0.105%	10.500%	2,000,000	1,999,060.83	285.83	1,999,626.67	280.01
162058	313312JR2	712	FFCB D N	2/9/2015	7/27/2015		0.120%	12.000%	1,426,400	1,425,601.22	242.49	1,426,121.85	278.14
162060	313588KA2	712	FNMA D N	2/9/2015	8/5/2015		0.120%	12.000%	1,500,000	1,499,115.00	255.00	1,499,685.00	315.00
162089	313384KH1	712	FHLB D N	2/11/2015	8/12/2015		0.132%	13.200%	2,001,700	2,000,364.20	359.64	2,001,256.29	532.45
162160	313396KK8	712	FHLMC D N	2/19/2015	8/14/2015		0.110%	11.000%	4,286,000	4,283,695.08	536.94	4,285,035.65	803.63
162252	313384KQ1	712	FHLB D N	3/2/2015	8/19/2015		0.130%	13.000%	1,706,000	1,704,952.71	184.82	1,705,601.93	464.40
162182	313588KQ7	712	FNMA D N	2/24/2015	8/19/2015		0.115%	11.500%	2,200,000	2,198,763.11	253.00	2,199,486.67	470.56
162415	313312KW9	712	FFCB D N	3/19/2015	8/25/2015		0.140%	14.000%	1,296,000	1,295,198.64	65.52	1,295,684.64	420.48
162295	313396KY8	712	FHLMC D N	3/6/2015	8/27/2015		0.110%	11.000%	1,260,300	1,259,629.94	100.12	1,259,989.13	259.07
162183	313384LE7	712	FHLB D N	2/24/2015	9/2/2015		0.135%	13.500%	2,000,000	1,998,575.00	270.00	1,999,144.44	299.44
162203	313396LE1	712	FHLMC D N	2/25/2015	9/2/2015		0.090%	9.000%	2,000,000	1,999,055.00	175.00	1,999,144.44	(85.56)
162359	313588LM5	712	FNMA D N	3/16/2015	9/9/2015		0.125%	12.500%	2,602,000	2,600,400.85	144.56	2,600,836.33	290.92
160608	313312LN8	712	FFCB D N	9/17/2014	9/10/2015		0.170%	17.000%	1,001,500	999,806.91	926.94	1,001,049.33	315.48
162220	313396LU5	712	FHLMC D N	2/26/2015	9/16/2015		0.100%	10.000%	1,500,000	1,499,158.33	141.67	1,499,300.00	0.00
162476	313588MB8	712	FNMA D N	3/27/2015	9/23/2015		0.140%	14.000%	2,000,000	1,998,600.00	38.89	1,999,027.78	388.89
162459	313396MK6	712	FHLMC D N	3/26/2015	10/1/2015		0.130%	13.000%	4,254,600	4,251,696.24	92.18	4,252,220.97	432.55
162121	313588MK8	712	FNMA D N	2/13/2015	10/1/2015		0.140%	14.000%	1,221,000	1,219,907.88	223.17	1,220,317.26	186.21
162204	313396MR1	712	FHLMC D N	2/25/2015	10/7/2015		0.105%	10.500%	2,000,000	1,998,693.33	204.17	1,998,845.00	(52.50)
162281	313396MY6	712	FHLMC D N	3/5/2015	10/14/2015		0.115%	11.500%	1,200,500	1,199,644.81	103.54	1,199,781.03	32.68
162184	313396MZ3	712	FHLMC D N	2/24/2015	10/15/2015		0.105%	10.500%	11,600	11,592.12	1.22	11,593.02	(0.32)
162452	313396NF6	712	FHLMC D N	3/25/2015	10/21/2015		0.155%	15.500%	1,395,200	1,393,938.51	42.05	1,394,334.59	354.03
161854	313396NL3	712	FHLMC D N	1/16/2015	10/26/2015		0.170%	17.000%	1,200,000	1,198,396.33	425.00	1,199,237.33	416.00
162477	313396NN9	712	FHLMC D N	3/27/2015	10/28/2015		0.150%	15.000%	1,200,000	1,198,925.00	25.00	1,199,230.00	280.00
162205	313396NV1	712	FHLMC D N	2/25/2015	11/4/2015		0.150%	15.000%	1,000,000	998,950.00	145.83	999,336.94	241.11
162009	3130A42S0	712	FHLB - BULLET	2/4/2015	11/4/2015		0.180%	19.200%	1,953,000	1,952,822.86	556.61	1,951,964.91	(857.95)
162478	313588PB5	712	FNMA D N	3/27/2015	11/10/2015		0.175%	17.500%	1,200,000	1,198,670.00	29.17	1,199,182.33	483.16
162479	313588PK5	712	FNMA D N	3/27/2015	11/18/2015		0.185%	18.500%	1,200,000	1,198,544.67	30.83	1,199,153.00	577.50
162170	313312PQ7	712	FFCB D N	2/20/2015	11/23/2015		0.180%	18.000%	2,339,900	2,336,670.94	467.98	2,337,752.49	613.57
161855	313396PQ0	712	FHLMC D N	1/16/2015	11/23/2015		0.185%	18.500%	2,000,000	1,996,803.61	770.83	1,998,557.78	983.34
162317	313396PZ0	712	FHLMC D N	3/11/2015	12/2/2015		0.170%	17.000%	981,000	979,767.76	97.28	979,664.75	(200.29)

MIAMI-DADE COUNTY
REPORT WRITER
AS OF DATE: March 31, 2015
SORTING ORDER: FUND ICC#

INVSMT NUMBER	CUSIP NUMBER	FUND NUMBER	DESCRIPTION	PURCHASE SET DATE	MATURITY DATE	CALL DATE	INTEREST RATE	YTM TRADING	SCHEDULED PAR VALUE	CURRENT BOOK VALUE	PERIOD-END INTEREST ACCRL	MARKET VALUE	UNREALIZED GAIN/LOSS
162193	313588PZ2	712	FNMA D N	2/25/2015	12/2/2015		0.170%	17.000%	2,435,000	2,431,780.39	402.45	2,431,685.69	(497.15)
162221	313396QE6	712	FHLMC D N	2/26/2015	12/7/2015		0.180%	18.000%	1,600,000	1,597,728.00	272.00	1,597,777.78	(222.22)
161940	313396QM8	712	FHLMC D N	1/26/2015	12/14/2015		0.200%	20.000%	1,750,000	1,746,869.44	631.95	1,747,501.39	0.00
162109	313588QP3	712	FNMA D N	2/12/2015	12/16/2015		0.200%	20.000%	802,000	800,632.14	213.87	800,846.01	0.00
162168	3130A4CF7	712	FHLB - BULLET	2/20/2015	12/18/2015		0.240%	24.000%	5,000,000	5,000,066.67	1,433.34	4,997,150.00	(2,850.00)
162480	313588QW8	712	FNMA D N	3/27/2015	12/23/2015		0.205%	20.500%	1,300,000	1,297,993.85	37.01	1,298,078.89	48.03
162481	313588RD9	712	FNMA D N	3/27/2015	12/30/2015		0.205%	20.500%	1,749,000	1,746,231.24	49.80	1,746,341.52	60.48
162223	313588RJ6	712	FNMA D N	2/26/2015	1/4/2016		0.200%	20.000%	1,680,000	1,677,088.00	317.33	1,677,127.20	(278.13)
161834	313396RL9	712	FHLMC D N	1/15/2015	1/6/2016		0.185%	18.500%	5,010,000	5,000,834.48	1,956.68	5,001,382.80	(1,408.36)
162162	313396RU9	712	FHLMC D N	2/19/2015	1/14/2016		0.210%	21.000%	5,010,000	5,000,384.98	1,198.22	5,001,132.30	(450.90)
162093	313588RU1	712	FNMA D N	2/11/2015	1/14/2016		0.230%	23.000%	2,634,000	2,628,328.85	824.59	2,629,337.82	184.38
162482	313588RZ0	712	FNMA D N	3/27/2015	1/19/2016		0.255%	25.600%	3,000,000	2,993,667.50	106.25	2,994,600.00	826.25
162224	313396SA2	712	FHLMC D N	2/26/2015	1/20/2016		0.210%	21.000%	1,300,000	1,297,512.67	257.83	1,297,647.00	(123.50)
161916	3130A3XU3	712	FHLB - BULLET	1/23/2015	1/22/2016		0.250%	26.300%	3,500,000	3,499,531.00	1,652.78	3,499,615.00	84.00
162011	3130A43G5	712	FHLB - BULLET	2/4/2015	2/4/2016		0.270%	27.000%	1,200,000	1,200,000.00	513.00	1,199,292.00	(708.00)
162130	313384SS9	712	FHLB D N	2/17/2015	2/5/2016		0.270%	27.100%	2,464,000	2,457,476.56	794.64	2,458,899.52	628.32
162187	313396SV6	712	FHLMC D N	2/24/2015	2/8/2016		0.250%	25.100%	5,049,000	5,036,763.19	1,262.25	5,038,447.59	422.15
162370	313384SX8	712	FHLB D N	3/17/2015	2/10/2016		0.280%	28.100%	1,304,000	1,300,653.07	152.13	1,301,261.60	456.40
162207	313384TE9	712	FHLB D N	2/25/2015	2/17/2016		0.270%	27.100%	2,000,000	1,994,645.00	525.00	1,995,700.00	530.00
162206	313588TE5	712	FNMA D N	2/25/2015	2/17/2016		0.235%	23.600%	3,000,000	2,993,008.75	685.42	2,993,550.00	(144.17)
161912	3130A3Y32	712	FHLB - BULLET	1/22/2015	2/22/2016		0.270%	27.000%	5,000,000	5,000,000.00	1,462.50	4,997,650.00	(2,350.00)
162331	313396TN3	712	FHLMC D N	3/12/2015	2/25/2016		0.260%	26.100%	1,877,000	1,872,255.36	271.12	1,872,870.60	344.12
154688	3136G1DA4	712	FNMA STEP UP	2/28/2013	2/28/2016	5/28/2015	1.000%	100.000%	1,200,000	1,200,000.00	1,100.00	1,201,272.00	1,272.00
162463	3130A4KE1	712	FHLB - BULLET	3/26/2015	4/1/2016		0.330%	33.600%	3,000,000	3,000,287.50	605.00	2,999,370.00	(450.00)
153225	3133EAU22	712	FFCB C I	9/12/2012	9/12/2016	4/6/2015	0.680%	68.000%	3,700,000	3,700,000.00	1,327.89	3,698,002.00	(1,998.00)
153217	3133EAK98	712	FFCB C I	9/13/2012	2/15/2017	4/6/2015	0.850%	86.200%	1,000,000	999,774.13	1,086.11	1,000,070.00	295.87
152804	3135G0NF6	712	FNMA C I	8/21/2012	8/21/2017	4/21/2015	1.000%	100.000%	1,200,000	1,200,000.00	1,333.33	1,198,560.00	(1,440.00)
153227	313380P92	712	FHLB C I	9/26/2012	9/26/2017	4/6/2015	1.000%	100.300%	3,300,000	3,299,752.24	458.33	3,293,895.00	(5,857.24)
154705	3135G0UH4	712	FNMA C I	2/22/2013	5/22/2018	5/22/2015	1.200%	120.400%	2,300,000	2,299,724.15	2,990.00	2,293,215.00	(6,509.15)
157719	3135G0XD0	712	FNMA C I	5/21/2013	5/21/2018	5/21/2015	1.000%	101.500%	2,400,000	2,398,742.17	8,666.67	2,387,448.00	(11,294.17)
155991	3133836L0	712	FHLB C I	5/28/2013	5/24/2018	4/24/2015	1.200%	120.600%	3,500,000	3,499,264.66	14,816.67	3,494,155.00	(5,109.66)
155955	3135G0XK4	712	FNMA C I	5/30/2013	5/25/2018	5/25/2015	1.050%	105.000%	1,700,000	1,700,000.00	6,247.50	1,680,569.00	(19,431.00)
156020	3135G0XM0	712	FNMA C I	5/30/2013	5/25/2018	5/25/2015	1.125%	113.000%	1,900,000	1,899,667.16	7,481.25	1,895,136.00	(4,531.16)
155952	3133834Y4	712	FHLB C I	5/29/2013	5/29/2018	4/6/2015	1.040%	104.000%	1,500,000	1,500,000.00	5,286.67	1,493,235.00	(6,765.00)
156023	3134G46D5	712	FHLMC C I	6/12/2013	6/12/2018	6/12/2015	1.200%	120.000%	2,400,000	2,400,000.00	8,720.00	2,395,344.00	(4,656.00)
156025	313383AZ4	712	FHLB C I	6/13/2013	6/13/2018	6/13/2015	1.100%	110.000%	2,300,000	2,300,000.00	7,590.00	2,290,110.00	(9,890.00)
712 Total									194,688,600	194,542,841.54	95,525.25	194,494,493.08	(70,113.88)
161955	313396DU4	713	FHLMC D N	1/28/2015	4/1/2015		0.070%	7.000%	2,500,000	2,499,693.75	306.25	2,500,000.00	0.00
151207	825252869	713	AIM MONEY MARKET - D	3/1/2012	4/1/2015		0.010%	1.000%	2,143,100	2,143,100.00	-0.01	2,143,100.00	0.00
162018	313384EB1	713	FHLB D N	2/4/2015	4/8/2015		0.065%	6.500%	1,800,000	1,799,795.25	182.00	1,799,989.50	12.25
162142	313384EB1	713	FHLB D N	2/18/2015	4/8/2015		0.060%	6.000%	631,000	630,948.47	44.17	630,996.32	3.68
162019	313396EC3	713	FHLMC D N	2/4/2015	4/9/2015		0.050%	5.000%	1,757,000	1,756,843.82	136.66	1,756,988.29	7.81
161956	313384EJ4	713	FHLMC D N	1/28/2015	4/15/2015		0.080%	8.000%	1,268,000	1,267,783.03	177.52	1,267,985.21	24.66
161887	313588EK7	713	FNMA D N	1/21/2015	4/16/2015		0.080%	8.000%	24,400	24,395.39	3.80	24,399.70	0.51
162042	313588EK7	713	FNMA D N	2/5/2015	4/16/2015		0.050%	5.000%	1,600,000	1,599,844.44	122.23	1,599,980.00	13.33
162087	313384ER6	713	FHLB D N	2/11/2015	4/22/2015		0.065%	6.500%	1,400,000	1,399,823.06	123.86	1,399,975.50	28.58
161796	313396ER0	713	FHLMC D N	1/13/2015	4/22/2015		0.080%	8.000%	451,100	451,000.76	78.19	451,092.11	13.16
162202	313384EY1	713	FHLB D N	2/25/2015	4/29/2015		0.060%	6.000%	1,060,000	1,059,888.70	61.83	1,059,975.27	24.74
162217	313384EY1	713	FHLB D N	2/26/2015	4/29/2015		0.060%	6.000%	1,309,000	1,308,864.74	74.17	1,308,969.46	30.55
162279	313384EY1	713	FHLB D N	3/5/2015	4/29/2015		0.050%	5.000%	1,800,000	1,799,862.50	67.50	1,799,958.00	28.00
162131	313384FF1	713	FHLB D N	2/17/2015	5/6/2015		0.075%	7.500%	1,428,000	1,427,767.95	127.93	1,427,958.35	62.47
162411	313384FF1	713	FHLB D N	3/19/2015	5/6/2015		0.065%	6.500%	988,500	988,414.33	23.20	988,471.17	33.64
160036	313312FL9	713	FFCB D N	7/28/2014	5/11/2015		0.130%	13.000%	1,825,000	1,823,108.59	1,627.80	1,824,939.17	202.78
162386	313384FN4	713	FHLB D N	3/18/2015	5/13/2015		0.080%	8.000%	310,000	309,961.42	9.65	309,989.15	18.08
162158	313396FN8	713	FHLMC D N	2/19/2015	5/13/2015		0.060%	6.000%	685,000	684,905.24	46.81	684,976.03	23.98
162181	313396FN8	713	FHLMC D N	2/24/2015	5/13/2015		0.050%	5.000%	582,100	582,036.94	29.10	582,079.63	13.59

MIAMI-DADE COUNTY
REPORT WRITER
AS OF DATE: March 31, 2015
SORTING ORDER: FUND ICC#

INVSMT NUMBER	CUSIP NUMBER	FUND NUMBER	DESCRIPTION	PURCHASE SET DATE	MATURITY DATE	CALL DATE	INTEREST RATE	YTM TRADING	SCHEDULED PAR VALUE	CURRENT BOOK VALUE	PERIOD-END INTEREST ACCRL	MARKET VALUE	UNREALIZED GAIN/LOSS
162159	313384FV6	713	FHLB D N	2/19/2015	5/20/2015		0.070%	7.000%	2,053,000	2,052,640.73	163.67	2,052,916.17	111.77
162280	313588FW0	713	FNMA D N	3/5/2015	5/21/2015		0.050%	5.000%	1,261,000	1,260,865.14	47.29	1,260,947.46	35.03
162315	313384GC7	713	FHLB D N	3/11/2015	5/27/2015		0.070%	7.000%	1,177,000	1,176,823.78	48.06	1,176,945.07	73.23
161904	313396HA4	713	FHLMC D N	1/22/2015	6/18/2015		0.070%	7.000%	400,300	400,185.58	53.71	400,265.31	26.02
162297	313396KY8	713	FHLMC D N	3/6/2015	8/27/2015		0.110%	11.000%	10,500	10,494.42	0.83	10,497.41	2.16
162239	3136G1DB2	713	FNMA STEP UP	2/28/2015	2/28/2016	5/25/2015	1.125%	112.500%	1,100,000	1,100,000.00	1,134.38	1,101,485.00	1,485.00
154894	3136G1ET2	713	FNMA STEP UP	3/6/2013	3/6/2016	6/6/2015	1.000%	100.800%	2,100,000	2,099,825.16	1,458.33	2,101,680.00	1,854.84
162396	3136G1FW4	713	FNMA STEP UP	3/19/2015	3/19/2016	6/19/2015	1.125%	112.500%	3,500,000	3,500,000.00	1,312.50	3,504,375.00	4,375.00
154706	3135G0UH4	713	FNMA C I	2/22/2013	2/22/2018	5/22/2015	1.200%	120.400%	1,200,000	1,199,856.07	1,560.00	1,196,460.00	(3,396.07)
713 Total									36,364,000	36,358,729.26	9,021.43	36,367,394.28	5,108.79
162278	313384DU0	714	FHLB D N	3/5/2015	4/1/2015		0.036%	3.600%	6,502,000	6,501,824.45	175.55	6,502,000.00	0.00
151208	825252869	714	AIM MONEY MARKET - D	3/1/2012	4/1/2015		0.010%	1.000%	3,419,600	3,419,600.00	43.70	3,419,600.00	0.00
162311	313396DV2	714	FHLMC D N	3/11/2015	4/2/2015		0.035%	3.500%	7,000,000	6,999,850.28	142.91	6,999,994.17	0.98
162400	313396DZ3	714	FHLMC D N	3/19/2015	4/6/2015		0.040%	4.000%	10,015,000	10,014,799.70	144.66	10,014,958.27	13.91
162325	313384EB1	714	FHLB D N	3/12/2015	4/8/2015		0.040%	4.000%	3,600,000	3,599,892.00	80.00	3,599,979.00	7.00
162313	313396EB5	714	FHLMC D N	3/11/2015	4/8/2015		0.040%	4.000%	3,700,000	3,699,884.89	86.33	3,699,978.42	7.20
162326	313384EC9	714	FHLB D N	3/12/2015	4/9/2015		0.040%	4.000%	4,985,000	4,984,844.97	110.74	4,984,966.77	11.06
162403	313384ED7	714	FHLB D N	3/19/2015	4/10/2015		0.045%	4.500%	5,338,400	5,338,253.19	86.75	5,338,359.96	20.02
162407	313384ED7	714	FHLB D N	3/19/2015	4/10/2015		0.060%	6.000%	7,648,000	7,647,719.57	165.71	7,647,942.64	57.36
162457	313396EH2	714	FHLMC D N	3/26/2015	4/14/2015		0.045%	4.500%	9,718,000	9,717,769.20	72.88	9,717,894.72	52.64
162314	313384EJ4	714	FHLB D N	3/11/2015	4/15/2015		0.045%	4.500%	5,490,000	5,489,759.81	144.11	5,489,935.95	32.03
162327	313384EJ4	714	FHLB D N	3/12/2015	4/15/2015		0.050%	5.000%	1,783,000	1,782,915.80	49.53	1,782,979.20	13.87
162408	313384EJ4	714	FHLB D N	3/19/2015	4/15/2015		0.060%	6.000%	2,400,000	2,399,892.00	52.00	2,399,972.00	28.00
162390	912796FD6	714	TREASURY BILLS	3/18/2015	4/16/2015		0.041%	4.100%	13,806,000	13,805,549.58	217.44	13,806,000.00	232.98
162409	313312EK2	714	FFCB D N	3/19/2015	4/16/2015		0.040%	4.000%	5,000,000	4,999,844.44	72.22	4,999,937.50	20.84
162369	313384EK1	714	FHLB D N	3/17/2015	4/16/2015		0.050%	5.000%	1,600,000	1,599,933.33	33.34	1,599,980.00	13.33
162383	313384EK1	714	FHLB D N	3/18/2015	4/16/2015		0.060%	6.000%	3,400,000	3,399,835.67	79.33	3,399,957.50	42.50
162357	313396EK5	714	FHLMC D N	3/16/2015	4/16/2015		0.055%	5.500%	1,000,000	999,952.64	24.44	999,987.50	10.42
162329	313588EK7	714	FNMA D N	3/12/2015	4/16/2015		0.040%	4.000%	2,600,000	2,599,898.89	57.78	2,599,967.50	10.83
162418	313588EK7	714	FNMA D N	3/19/2015	4/16/2015		0.050%	5.000%	1,400,000	1,399,945.56	25.28	1,399,982.50	11.66
162448	313384EL9	714	FHLB D N	3/25/2015	4/17/2015		0.045%	4.500%	3,000,000	2,999,913.75	26.25	2,999,960.00	20.00
162449	313384ER6	714	FHLB D N	3/25/2015	4/22/2015		0.045%	4.500%	5,787,000	5,786,797.46	50.64	5,786,898.73	50.63
162433	313384EY1	714	FHLB D N	3/23/2015	4/29/2015		0.050%	5.000%	568,000	567,970.81	7.10	567,986.75	8.84
162171	313312PQ7	714	FFCB D N	2/20/2015	11/23/2015		0.180%	18.000%	855,000	853,820.10	171.00	854,215.30	224.20
714 Total									110,615,000	110,610,468.09	2,119.69	110,613,434.38	890.30
160788	313384DU0	740	FHLB D N	10/2/2014	4/1/2015		0.070%	7.000%	103,000	102,963.75	36.25	103,000.00	0.00
160811	313384DU0	740	FHLB D N	10/6/2014	4/1/2015		0.070%	7.000%	30,000,000	29,989,675.00	10,325.00	30,000,000.00	0.00
160915	313384DU0	740	FHLB D N	10/16/2014	4/1/2015		0.060%	6.000%	26,683,000	26,675,573.23	7,426.77	26,683,000.00	0.00
161259	313384DU0	740	FHLB D N	11/20/2014	4/1/2015		0.090%	9.000%	4,370,000	4,368,557.90	1,442.10	4,370,000.00	0.00
161283	313384DU0	740	FHLB D N	11/21/2014	4/1/2015		0.080%	8.000%	5,100,000	5,098,515.33	1,484.67	5,100,000.00	0.00
161293	313384DU0	740	FHLB D N	11/24/2014	4/1/2015		0.102%	10.200%	6,000,000	5,997,824.00	2,176.00	6,000,000.00	0.00
161542	313384DU0	740	FHLB D N	12/17/2014	4/1/2015		0.125%	12.500%	6,239,000	6,236,725.36	2,274.64	6,239,000.00	0.00
161582	313384DU0	740	FHLB D N	12/18/2014	4/1/2015		0.102%	10.200%	866,000	865,744.82	255.18	866,000.00	0.00
162149	313384DU0	740	FHLB D N	2/19/2015	4/1/2015		0.055%	5.500%	24,001,000	23,999,496.60	1,503.40	24,001,000.00	0.00
162150	313384DU0	740	FHLB D N	2/19/2015	4/1/2015		0.055%	5.500%	2,661,000	2,660,833.32	166.68	2,661,000.00	0.00
161281	313396DU4	740	FHLMC D N	11/21/2014	4/1/2015		0.090%	9.000%	2,900,000	2,899,050.25	949.75	2,900,000.00	0.00
161282	313396DU4	740	FHLMC D N	11/21/2014	4/1/2015		0.090%	9.000%	2,800,000	2,799,083.00	917.00	2,800,000.00	0.00
161538	313396DU4	740	FHLMC D N	12/17/2014	4/1/2015		0.110%	11.000%	4,500,000	4,498,556.25	1,443.75	4,500,000.00	0.00
161540	313396DU4	740	FHLMC D N	12/17/2014	4/1/2015		0.110%	11.000%	2,500,000	2,499,197.92	802.08	2,500,000.00	0.00
161837	313396DU4	740	FHLMC D N	1/15/2015	4/1/2015		0.080%	8.000%	1,000,000	999,831.11	168.89	1,000,000.00	0.00
161874	313396DU4	740	FHLMC D N	1/21/2015	4/1/2015		0.075%	7.500%	1,200,000	1,199,825.00	175.00	1,200,000.00	0.00
162371	313396DU4	740	FHLMC D N	3/19/2015	4/1/2015		0.050%	5.000%	13,000,000	12,999,765.28	234.72	13,000,000.00	0.00
161294	313588DU6	740	FNMA D N	11/24/2014	4/1/2015		0.095%	9.500%	2,370,000	2,369,199.47	800.53	2,370,000.00	0.00
161539	313588DU6	740	FNMA D N	12/17/2014	4/1/2015		0.110%	11.000%	7,000,000	6,997,754.17	2,245.83	7,000,000.00	0.00
161541	313588DU6	740	FNMA D N	12/17/2014	4/1/2015		0.110%	11.000%	1,800,000	1,799,422.50	577.50	1,800,000.00	0.00
161917	313588DU6	740	FNMA D N	1/23/2015	4/1/2015		0.065%	6.500%	24,465,000	24,461,996.24	3,003.76	24,465,000.00	0.00

MIAMI-DADE COUNTY
REPORT WRITER
AS OF DATE: March 31, 2015
SORTING ORDER: FUND ICC#

INVSMT NUMBER	CUSIP NUMBER	FUND NUMBER	DESCRIPTION	PURCHASE SET DATE	MATURITY DATE	CALL DATE	INTEREST RATE	YTM TRADING	SCHEDULED PAR VALUE	CURRENT BOOK VALUE	PERIOD-END INTEREST ACCRL	MARKET VALUE	UNREALIZED GAIN/LOSS
153349	316175108	740	FIDELITY GOVT FUND -	9/25/2012	4/1/2015		0.010%	1.000%	0	0.00	0.01	0.00	0.00
160812	313396MK6	740	FHLMC D N	10/6/2014	10/1/2015		0.130%	13.000%	25,043,000	25,010,444.10	16,006.65	25,028,996.79	2,546.04
162419	313396MK6	740	FHLMC D N	3/19/2015	10/1/2015		0.120%	12.000%	13,670,000	13,661,068.93	592.37	13,662,356.19	694.89
740 Total									208,271,000	208,191,103.53	55,008.53	208,249,352.98	3,240.93
152295	316175108	741	FIDELITY GOVT FUND -	6/22/2012	4/1/2015		0.002%	0.200%	0	0.00	-4.19	0.00	0.00
162474	313396EJ8	741	FHLMC D N	3/27/2015	4/15/2015		0.030%	3.000%	4,776,000	4,775,924.38	19.90	4,775,944.28	0.00
159075	3136G1JW0	741	FNMA STEP UP	4/18/2014	4/18/2015	4/18/2015	1.000%	100.000%	3,590,000	3,590,000.00	16,254.72	3,591,220.60	1,220.60
159612	313396ER0	741	FHLMC D N	6/13/2014	4/22/2015		0.120%	12.000%	47,000	46,950.96	45.75	46,999.18	2.47
154051	3136G13Q0	741	FNMA STEP UP	12/26/2012	6/26/2015	6/26/2015	0.750%	75.000%	3,488,000	3,488,000.00	6,903.33	3,490,441.60	2,441.60
160739	313396KP7	741	FHLMC D N	9/30/2014	8/18/2015		0.160%	16.000%	28,000	27,959.93	22.77	27,993.51	10.81
161291	313396KP7	741	FHLMC D N	11/24/2014	8/18/2015		0.140%	14.000%	40,000	39,958.47	19.91	39,990.73	12.35
160950	313384KS7	741	FHLD D N	10/20/2014	8/21/2015		0.130%	13.000%	343,000	342,622.22	201.90	342,918.82	94.70
160836	313396KW2	741	FHLMC D N	10/9/2014	8/25/2015		0.150%	15.000%	150,000	149,800.00	108.75	149,963.50	54.75
160501	313396LD3	741	FHLMC D N	9/9/2014	9/1/2015		0.160%	16.000%	1,345,000	1,342,865.93	1,219.47	1,344,428.38	342.98
160776	313384LM9	741	FHLD D N	10/2/2014	9/9/2015		0.150%	15.000%	198,000	197,717.85	149.33	197,911.45	44.27
160638	313312LN8	741	FFCB D N	9/22/2014	9/10/2015		0.170%	17.000%	217,000	216,638.27	195.72	216,902.35	68.36
162473	3134G6GL1	741	FHLMC STEP UP	3/27/2015	9/10/2015	6/10/2015	1.000%	105.500%	2,975,000	2,975,661.11	1,735.42	2,975,297.50	1,041.25
144035	31398A5R9	741	FNMA C I	11/12/2010	11/12/2015	11/12/2015	1.625%	164.600%	5,000,000	4,999,003.28	31,371.53	5,041,200.00	42,196.72
161343	313396PX5	741	FHLMC D N	12/2/2014	11/30/2015		0.187%	18.700%	1,416,000	1,413,330.01	882.64	1,414,088.40	(124.25)
161082	3133EEAT7	741	FFCB - BULLET	11/7/2014	12/7/2015		0.200%	21.900%	3,000,000	2,999,419.44	1,900.00	2,998,140.00	(1,279.44)
161399	313384QF9	741	FHLD D N	12/8/2014	12/8/2015		0.200%	20.000%	5,776,000	5,764,287.54	3,658.14	5,767,945.69	0.01
161505	3136G07A3	741	FNMA STEP UP	12/13/2014	12/13/2015	6/13/2015	0.800%	80.000%	1,692,000	1,692,000.00	4,060.80	1,691,509.32	(490.68)
156043	3136G1N88	741	FNMA STEP UP	6/19/2013	12/19/2015	6/19/2015	0.850%	85.600%	3,000,000	2,999,820.59	7,225.00	3,002,700.00	2,879.41
161656	3136G16W4	741	FNMA STEP UP	12/27/2014	12/27/2015	6/27/2015	0.750%	75.000%	3,138,000	3,138,000.00	6,145.25	3,138,062.76	62.76
161660	3136G16V6	741	FNMA STEP UP	12/27/2014	12/27/2015	6/27/2015	0.800%	80.000%	3,000,000	3,000,000.00	6,266.67	3,002,490.00	2,490.00
161893	3136G1AP4	741	FNMA STEP UP	1/22/2015	1/22/2016	4/22/2015	0.750%	75.000%	1,000,000	1,000,000.00	1,437.50	997,190.00	(2,810.00)
161037	3133ED2X3	741	FFCB - BULLET	10/29/2014	1/29/2016		0.230%	26.500%	3,500,000	3,498,773.39	1,386.39	3,497,690.00	(1,083.39)
160474	3133EDU83	741	FFCB - BULLET	9/4/2014	3/2/2016		0.400%	41.700%	2,600,000	2,599,547.27	837.78	2,601,586.00	2,038.73
161284	3130A3KJ2	741	FHLD - BULLET	11/21/2014	3/18/2016		0.320%	32.000%	2,510,000	2,510,000.00	290.04	2,509,171.70	(828.30)
161012	3133EDZ88	741	FFCB - BULLET	10/27/2014	4/27/2016		0.250%	33.000%	3,015,000	3,011,382.00	3,224.38	3,016,386.90	5,004.90
160322	3133EDSR4	741	FFCB - BULLET	8/22/2014	5/13/2016		0.400%	41.100%	3,104,000	3,103,515.78	4,759.47	3,106,607.36	3,091.58
157491	3133ECQG2	741	FFCB - BULLET	10/29/2013	6/3/2016		0.440%	51.300%	2,000,000	1,997,836.24	2,884.44	2,001,200.00	3,363.76
156245	313383FP1	741	FHLD STEP UP	6/20/2013	6/20/2016	6/20/2015	1.000%	103.400%	3,200,000	3,198,402.92	8,977.78	3,184,160.00	(14,242.92)
156246	313383EN7	741	FHLD STEP UP	6/20/2013	6/20/2016	7/10/2015	1.000%	104.200%	1,430,000	1,429,107.88	4,011.94	1,431,615.90	2,508.02
161593	3133EEFA3	741	FFCB - BULLET	12/19/2014	12/15/2016		0.720%	74.500%	3,500,000	3,498,530.00	7,420.00	3,502,660.00	4,410.00
161589	3136G13C1	741	FNMA STEP UP	12/19/2014	12/19/2016	6/19/2015	1.000%	100.000%	2,500,000	2,500,000.00	7,083.33	2,501,375.00	1,375.00
161664	3130A3MT8	741	FHLD STEP UP	12/30/2014	12/30/2016	6/30/2015	1.500%	156.400%	2,000,000	1,997,500.00	7,583.33	1,996,100.00	(1,400.00)
162492	3130A4TZ5	741	FHLD STEP UP	3/30/2015	3/30/2017	6/30/2015	1.400%	140.000%	1,220,000	1,220,000.00	47.44	1,221,134.60	1,134.60
152706	3135G0MW0	741	FNMA C I	8/9/2012	8/9/2017	5/9/2015	1.050%	105.500%	6,149,000	6,148,233.06	9,325.98	6,154,165.16	5,932.10
153327	3135G0NC3	741	FNMA C I	9/28/2012	8/14/2017	5/14/2015	1.000%	100.000%	6,200,000	6,200,000.00	8,094.44	6,197,148.00	(2,850.00)
153347	3135G0NH2	741	FNMA C I	9/28/2012	5/23/2015		0.950%	95.400%	2,548,000	2,547,740.64	2,555.08	2,544,967.88	(2,772.76)
160383	3134G5GM1	741	FHLMC STEP UP	8/28/2014	8/28/2017	5/28/2015	1.700%	170.000%	3,070,000	3,070,000.00	4,784.08	3,076,201.40	6,201.40
153159	3133EAR26	741	FFCB C I	9/6/2012	9/5/2017	4/6/2015	0.970%	100.100%	2,600,000	2,598,046.79	1,821.44	2,600,260.00	2,213.21
153398	3133EAR26	741	FFCB C I	9/28/2012	9/5/2017	4/6/2015	0.970%	97.000%	3,500,000	3,500,000.00	2,451.94	3,500,350.00	350.00
153215	3134G3H52	741	FHLMC C I	9/13/2012	9/12/2017	6/12/2015	1.000%	100.000%	4,000,000	4,000,000.00	2,111.11	3,998,200.00	(1,800.00)
161588	3134G3G46	741	FHLMC C I	12/18/2014	9/12/2017	9/12/2015	1.000%	104.000%	3,000,000	2,997,035.68	1,583.33	3,012,720.00	15,684.32
154392	3133ECA95	741	FFCB C I	12/28/2012	9/18/2017	4/6/2015	0.790%	83.300%	4,162,000	4,157,589.49	1,187.33	4,149,971.82	(7,617.67)
153078	3134G3J27	741	FHLMC C I	9/20/2012	9/20/2017	6/20/2015	1.050%	105.000%	4,200,000	4,200,000.00	1,347.50	4,204,032.00	4,032.00
153310	3134G3M23	741	FHLMC C I	9/28/2012	9/28/2017	6/28/2015	1.020%	102.800%	4,800,000	4,799,038.95	408.00	4,806,912.00	7,873.05
155186	3135G0PL1	741	FNMA C I	3/8/2013	10/4/2017	4/4/2015	1.050%	105.200%	2,500,000	2,499,836.18	12,906.25	2,494,000.00	(5,836.18)
154328	3133813R4	741	FHLD C I	12/21/2012	11/9/2017	4/9/2015	1.000%	100.400%	3,135,000	3,134,615.15	12,365.83	3,126,786.30	(7,828.85)
154349	3133813R4	741	FHLD C I	12/26/2012	11/9/2017	4/9/2015	1.000%	100.000%	1,900,000	1,900,000.00	7,494.44	1,895,022.00	(4,978.00)
154474	3133813R4	741	FHLD C I	1/10/2013	11/9/2017	4/9/2015	1.000%	98.600%	610,000	609,924.27	2,406.11	608,401.80	(1,522.47)
161592	3130A3HF4	741	FHLD - BULLET	12/19/2014	12/8/2017		1.125%	116.700%	1,080,000	1,079,998.65	4,758.75	1,086,361.20	7,678.80
154282	3136G14K2	741	FNMA C I	12/21/2012	12/21/2017	6/21/2015	0.900%	91.000%	1,988,000	1,987,403.93	4,970.00	1,974,123.76	(13,280.17)
155187	3133ECGC2	741	FFCB C I	3/8/2013	2/26/2018	4/6/2015	1.080%	108.400%	3,000,000	2,999,638.21	3,150.00	2,999,880.00	241.79

MIAMI-DADE COUNTY
REPORT WRITER
AS OF DATE: March 31, 2015
SORTING ORDER: FUND ICC#

INVSMT NUMBER	CUSIP NUMBER	FUND NUMBER	DESCRIPTION	PURCHASE SET DATE	MATURITY DATE	CALL DATE	INTEREST RATE	YTM TRADING	SCHEDULED PAR VALUE	CURRENT BOOK VALUE	PERIOD-END INTEREST ACCRL	MARKET VALUE	UNREALIZED GAIN/LOSS
155201	3133ECHS6	741	FFCB C I	3/12/2013	3/12/2018	4/6/2015	1.030%	107.100%	2,577,000	2,573,909.29	1,400.89	2,563,522.29	(10,387.00)
155101	3135G0VL4	741	FNMA C I	3/20/2013	3/20/2018	6/20/2015	1.125%	113.500%	3,000,000	2,999,100.50	1,031.25	2,993,640.00	(5,460.50)
155340	3136G1JD2	741	FNMA C I	4/11/2013	4/11/2018	4/11/2015	1.100%	110.000%	3,009,000	3,009,000.00	15,630.08	2,995,278.96	(13,721.04)
155559	3134G42G2	741	FHLMC C I	4/30/2013	4/30/2018	4/30/2015	1.050%	105.200%	3,500,000	3,499,755.23	15,414.58	3,483,480.00	(16,275.23)
156328	3135G0XX6	741	FNMA C I	6/21/2013	5/25/2018	5/25/2015	1.500%	150.000%	4,255,000	4,255,000.00	22,338.75	4,249,170.65	(5,829.35)
156052	3134G46D5	741	FHLMC C I	6/12/2013	6/12/2018	6/12/2015	1.200%	120.300%	1,567,000	1,566,835.63	5,693.43	1,563,960.02	(2,875.61)
156247	3134G47M4	741	FHLMC C I	6/26/2013	6/26/2018	6/26/2015	1.500%	151.700%	3,750,000	3,747,901.97	14,843.75	3,758,175.00	10,273.03
162023	3133EENH9	741	FFCB C I	2/5/2015	2/5/2019	2/5/2016	1.420%	144.600%	3,000,000	2,997,000.00	6,626.67	3,014,670.00	17,670.00
159727	3130A27B6	741	FHLB C I	6/27/2014	6/10/2019	4/6/2015	1.800%	185.300%	4,345,000	4,335,140.28	24,114.75	4,345,651.75	10,511.47
161154	3134G5N43	741	FHLMC C I	11/26/2014	11/26/2019	5/26/2015	2.000%	200.000%	2,000,000	2,000,000.00	13,888.89	2,005,520.00	5,520.00
162032	3133EELK4	741	FFCB C I	2/5/2015	1/23/2020	4/23/2015	1.850%	185.000%	1,040,000	1,040,641.33	3,634.22	1,037,420.80	(2,579.20)
162134	3130A4AG7	741	FHLB C I	2/27/2015	2/27/2020	5/27/2015	2.050%	205.000%	3,800,000	3,800,000.00	7,357.22	3,810,488.00	10,488.00
162294	3134G6EQ2	741	FHLMC C I	3/19/2015	3/19/2020	6/19/2015	2.000%	201.300%	4,117,000	4,114,529.80	2,744.67	4,127,745.37	13,215.57
		741 Total							173,200,000	173,132,470.49	356,767.39	173,201,251.69	65,899.36
161199	313312NX4	742	FFCB D N	11/13/2014	11/6/2015		0.170%	17.000%	53,000	52,910.40	34.79	52,954.86	9.67
		742 Total							53,000	52,910.40	34.79	52,954.86	9.67
151209	825252869	756	AIM MONEY MARKET - D	3/1/2012	4/1/2015		0.010%	1.000%	0	0.00	0.00	0.00	0.00
162404	313384ED7	756	FHLB D N	3/19/2015	4/10/2015		0.045%	4.500%	435,300	435,288.03	7.07	435,296.74	1.64
		756 Total							435,300	435,288.03	7.07	435,296.74	1.64
159959	313312DU1	760	FFCB D N	7/18/2014	4/1/2015		0.100%	10.000%	8,595,500	8,589,363.77	6,136.23	8,595,500.00	0.00
151210	825252869	760	AIM MONEY MARKET - D	3/1/2012	4/1/2015		0.021%	2.100%	0	0.00	-0.01	0.00	0.00
160152	313312ED8	760	FFCB D N	8/7/2014	4/10/2015		0.120%	12.000%	3,701,400	3,698,364.85	2,924.11	3,701,372.24	83.28
160505	313312ED8	760	FFCB D N	9/9/2014	4/10/2015		0.100%	10.000%	716,500	716,076.07	406.02	716,494.63	12.54
160685	313588EJ0	760	FNMA D N	9/25/2014	4/15/2015		0.065%	6.200%	200	199.93	0.07	200.00	0.00
160871	313312ER7	760	FFCB D N	10/14/2014	4/22/2015		0.060%	6.000%	521,100	520,934.99	146.77	521,090.88	9.12
160121	313312FE5	760	FFCB D N	8/4/2014	5/5/2015		0.130%	13.000%	200,000	199,802.11	173.33	199,994.33	18.89
160820	313312FE5	760	FFCB D N	10/7/2014	5/5/2015		0.080%	8.000%	1,260,000	1,259,412.00	492.80	1,259,964.30	59.50
160076	313312FF2	760	FFCB D N	7/30/2014	5/6/2015		0.120%	12.000%	575,700	575,162.68	470.16	575,683.21	50.37
160264	313312FM7	760	FFCB D N	8/19/2014	5/12/2015		0.125%	12.500%	3,600,000	3,596,675.00	2,812.50	3,599,877.00	389.50
160846	313312FM7	760	FFCB D N	10/9/2014	5/12/2015		0.075%	7.500%	644,000	643,711.54	233.45	643,978.00	33.01
161681	313396FP3	760	FHLMC D N	12/30/2014	5/14/2015		0.180%	18.000%	16,100	16,089.13	7.41	16,099.42	2.88
160122	313312FW5	760	FFCB D N	8/4/2014	5/21/2015		0.130%	13.000%	5,000,000	4,994,763.89	4,333.33	4,999,791.67	694.45
161457	313312FX3	760	FFCB D N	12/11/2014	5/22/2015		0.120%	12.000%	4,000,000	3,997,840.00	1,480.00	3,999,830.00	510.00
160496	313312GD6	760	FFCB D N	9/8/2014	5/28/2015		0.120%	12.000%	2,000,000	1,998,253.33	1,366.67	1,999,905.00	285.00
155954	3136G1MK2	760	FNMA STEP UP	5/29/2013	5/29/2015	5/29/2015	0.750%	75.000%	1,800,000	1,800,000.00	4,575.00	1,801,890.00	1,890.00
161336	313396GY3	760	FHLMC D N	12/1/2014	6/16/2015		0.120%	12.000%	16,000	15,989.49	6.46	15,998.65	2.70
160015	313396HV8	760	FHLMC D N	7/24/2014	7/7/2015		0.150%	15.000%	5,447,000	5,439,101.85	5,696.65	5,446,119.40	1,320.90
160687	313396HV8	760	FHLMC D N	9/25/2014	7/7/2015		0.140%	14.000%	1,417,000	1,415,429.49	1,035.99	1,416,770.92	305.44
161643	313396HV8	760	FHLMC D N	12/24/2014	7/7/2015		0.195%	19.500%	339,000	338,641.93	179.95	338,945.20	123.32
161735	313384HW2	760	FHLB D N	1/7/2015	7/8/2015		0.140%	14.000%	13,300	13,290.59	4.34	13,297.83	2.90
159947	313396HX4	760	FHLMC D N	7/17/2014	7/9/2015		0.150%	15.000%	1,235,000	1,233,162.94	1,327.62	1,234,796.23	305.67
160688	313396HY2	760	FHLMC D N	9/25/2014	7/10/2015		0.140%	14.000%	3,660,000	3,655,900.80	2,675.87	3,659,390.00	813.33
160801	313396HY2	760	FHLMC D N	10/3/2014	7/10/2015		0.120%	12.000%	3,257,000	3,253,960.13	1,954.20	3,256,457.17	542.84
161908	313396HY2	760	FHLMC D N	1/22/2015	7/10/2015		0.100%	10.000%	209,500	209,401.65	40.15	209,465.08	23.28
160933	313312JD3	760	FFCB D N	10/16/2014	7/15/2015		0.090%	9.000%	5,000,000	4,996,600.00	2,087.50	4,999,125.00	437.50
160995	313312JK7	760	FFCB D N	10/23/2014	7/21/2015		0.110%	11.000%	1,410,000	1,408,832.44	689.33	1,409,739.15	217.38
161005	313312JK7	760	FFCB D N	10/24/2014	7/21/2015		0.110%	11.000%	875,000	874,278.13	425.10	874,838.13	134.90
161130	313312JK7	760	FFCB D N	11/6/2014	7/21/2015		0.115%	11.500%	252,600	252,392.62	117.81	252,553.27	42.84
161290	313312JK7	760	FFCB D N	11/21/2014	7/21/2015		0.125%	12.500%	5,172,000	5,167,654.08	2,352.54	5,171,043.18	1,036.56
161385	313312JK7	760	FFCB D N	12/4/2014	7/21/2015		0.135%	13.500%	440,000	439,622.15	194.70	439,918.60	101.75
161458	313312JK7	760	FFCB D N	12/11/2014	7/21/2015		0.135%	13.500%	314,000	313,738.60	130.70	313,941.91	72.61
160648	313312JM3	760	FFCB D N	9/22/2014	7/23/2015		0.150%	15.000%	5,006,000	4,999,659.07	3,983.94	5,005,057.20	1,414.19
160649	313312JM3	760	FFCB D N	9/22/2014	7/23/2015		0.150%	15.000%	4,994,000	4,987,674.27	3,974.39	4,993,059.46	1,410.80
162059	313312JR2	760	FFCB D N	2/9/2015	7/27/2015		0.120%	12.000%	10,600	10,594.06	1.80	10,597.93	2.07
162090	313384KH1	760	FHLB D N	2/11/2015	8/12/2015		0.132%	13.200%	31,500	31,478.98	5.66	31,493.02	8.38
161604	313312KP4	760	FFCB D N	12/19/2014	8/18/2015		0.230%	23.000%	1,175,500	1,173,682.55	773.54	1,175,227.68	771.59

MIAMI-DADE COUNTY
REPORT WRITER
AS OF DATE: March 31, 2015
SORTING ORDER: FUND ICC#

INVSMT NUMBER	CUSIP NUMBER	FUND NUMBER	DESCRIPTION	PURCHASE SET DATE	MATURITY DATE	CALL DATE	INTEREST RATE	YTM TRADING	SCHEDULED PAR VALUE	CURRENT BOOK VALUE	PERIOD-END INTEREST ACCRL	MARKET VALUE	UNREALIZED GAIN/LOSS
160473	313384KP3	760	FHLB D N	9/4/2014	8/18/2015		0.165%	16.500%	160,000	159,744.80	153.27	159,962.93	64.86
160497	313396KP7	760	FHLMC D N	9/8/2014	8/18/2015		0.170%	17.000%	677,000	675,900.25	655.37	676,843.16	287.54
160319	313384KS7	760	FHLB D N	8/22/2014	8/21/2015		0.170%	17.000%	1,488,000	1,485,442.29	1,559.92	1,487,647.84	645.63
152805	3136G0VT5	760	FNMA STEP UP	8/22/2012	8/22/2015	5/22/2015	0.700%	70.000%	1,400,000	1,400,000.00	1,061.67	1,399,048.00	(952.00)
162219	313384KX6	760	FHLB D N	2/26/2015	8/26/2015		0.135%	13.500%	160,000	159,891.40	20.40	159,960.80	49.00
162043	313384LG2	760	FHLB D N	2/5/2015	9/4/2015		0.140%	14.000%	299,000	298,754.65	63.95	298,870.43	51.83
162161	313384LG2	760	FHLB D N	2/19/2015	9/4/2015		0.135%	13.500%	449,000	448,668.30	69.03	448,805.43	68.10
160705	313384LM9	760	FHLB D N	9/26/2014	9/9/2015		0.170%	17.000%	1,125,000	1,123,151.25	993.44	1,124,496.88	352.19
160800	313384LM9	760	FHLB D N	10/3/2014	9/9/2015		0.150%	15.000%	2,002,000	1,999,155.49	1,501.50	2,001,104.66	447.67
160817	313384LM9	760	FHLB D N	10/6/2014	9/9/2015		0.170%	17.000%	275,000	274,561.07	229.85	274,877.01	86.09
160821	313384LM9	760	FHLB D N	10/7/2014	9/9/2015		0.165%	16.500%	359,500	358,944.72	290.00	359,339.22	104.50
161968	313384LM9	760	FHLB D N	1/29/2015	9/9/2015		0.133%	13.300%	376,200	375,890.06	86.17	376,031.76	55.53
160568	313312LN8	760	FFCB D N	9/15/2014	9/10/2015		0.170%	17.000%	5,236,000	5,227,098.80	4,895.66	5,233,643.80	1,649.34
160588	313312LN8	760	FFCB D N	9/16/2014	9/10/2015		0.165%	16.500%	6,030,000	6,020,078.14	5,444.59	6,027,286.50	1,763.77
160609	313312LN8	760	FFCB D N	9/17/2014	9/10/2015		0.170%	17.000%	3,006,000	3,000,918.19	2,782.22	3,004,647.30	946.89
160631	313312LN8	760	FFCB D N	9/18/2014	9/10/2015		0.170%	17.000%	1,125,000	1,123,103.44	1,035.94	1,124,493.75	354.37
160934	313384LP2	760	FHLB D N	10/16/2014	9/11/2015		0.130%	13.000%	2,990,000	2,986,436.92	1,803.13	2,988,646.19	406.14
161409	313396LP6	760	FHLMC D N	12/8/2014	9/11/2015		0.170%	17.000%	373,000	372,512.10	200.80	372,831.11	118.21
161853	313588LS2	760	FNMA D N	1/16/2015	9/14/2015		0.130%	13.000%	432,000	431,624.04	117.00	431,800.80	59.76
161069	313312LZ1	760	FFCB D N	10/30/2014	9/21/2015		0.150%	15.000%	412,000	411,440.37	262.65	411,802.01	98.99
162460	313396MK6	760	FHLMC D N	3/26/2015	10/1/2015		0.130%	13.000%	745,400	744,891.26	16.15	744,983.20	75.79
162052	313588MK8	760	FNMA D N	2/6/2015	10/1/2015		0.140%	14.000%	264,000	263,756.68	55.44	263,852.38	40.26
162110	313588MK8	760	FNMA D N	2/12/2015	10/1/2015		0.140%	14.000%	3,515,000	3,511,842.36	656.13	3,513,034.53	536.04
162021	313312MP2	760	FFCB D N	2/4/2015	10/5/2015		0.150%	15.000%	514,000	513,479.58	119.93	513,626.21	26.70
161759	313396MR1	760	FHLMC D N	1/8/2015	10/7/2015		0.155%	15.500%	4,553,000	4,547,667.93	1,627.07	4,550,370.64	1,075.64
161928	313396MR1	760	FHLMC D N	1/23/2015	10/7/2015		0.125%	12.500%	1,200,000	1,198,929.17	283.33	1,199,307.00	94.50
162330	313396MR1	760	FHLMC D N	3/12/2015	10/7/2015		0.120%	12.000%	767,000	766,465.66	51.13	766,557.06	40.27
162461	313396MR1	760	FHLMC D N	3/26/2015	10/7/2015		0.130%	13.000%	3,500,000	3,497,535.42	75.83	3,497,978.75	367.50
162185	313396MZ3	760	FHLMC D N	2/24/2015	10/15/2015		0.105%	10.500%	5,400	5,396.33	0.57	5,396.75	(0.15)
162271	313396NV1	760	FHLMC D N	3/5/2015	11/4/2015		0.160%	16.000%	525,000	524,430.67	63.00	524,651.90	158.23
162172	313312PQ7	760	FFCB D N	2/20/2015	11/23/2015		0.180%	18.000%	305,100	304,678.96	61.02	304,819.99	80.01
162462	3130A4N57	760	FHLB - BULLET	3/26/2015	3/11/2016		0.250%	31.500%	2,000,000	1,998,968.33	277.77	2,001,020.00	2,260.00
153216	3133EAK98	760	FFCB C I	9/13/2012	2/15/2017	4/6/2015	0.850%	86.200%	2,000,000	1,999,548.27	2,172.22	2,000,140.00	591.73
153110	3133EAS33	760	FFCB C I	9/5/2012	9/5/2017	4/6/2015	0.990%	102.100%	2,300,000	2,298,273.11	1,644.50	2,297,723.00	(550.11)
154295	3136G14K2	760	FNMA C I	12/21/2012	12/21/2017	6/21/2015	0.900%	91.000%	3,012,000	3,011,096.90	7,530.00	2,990,976.24	(20,120.66)
155928	3133ECNZ3	760	FFCB C I	5/13/2013	2/9/2018	4/6/2015	0.840%	88.500%	2,300,000	2,296,948.15	2,790.67	2,277,575.00	(19,373.15)
155951	3135G0XG3	760	FNMA C I	5/21/2013	5/21/2018	5/21/2015	1.000%	103.300%	1,900,000	1,897,875.67	6,861.11	1,888,505.00	(9,370.67)
155953	3133834Y4	760	FHLB C I	5/29/2013	5/29/2018	4/6/2015	1.040%	104.000%	1,800,000	1,800,000.00	6,344.00	1,791,882.00	(8,118.00)
156022	3134G46D5	760	FHLMC C I	6/12/2013	6/12/2018	6/12/2015	1.200%	120.000%	1,600,000	1,600,000.00	5,813.33	1,596,896.00	(3,104.00)
760 Total									134,086,100	133,952,835.84	112,885.84	133,990,940.92	(35,502.17)
151211	825252869	778	AIM MONEY MARKET - D	3/1/2012	4/1/2015		0.020%	2.000%	0	0.00	0.00	0.00	0.00
778 Total									0	0.00	0.00	0.00	0.00
160945	313588DU6	779	FNMA D N	10/20/2014	4/1/2015		0.060%	6.000%	921,000	920,749.80	250.20	921,000.00	0.00
151212	825252869	779	AIM MONEY MARKET - D	3/1/2012	4/1/2015		0.010%	1.000%	54,600	54,600.00	0.00	54,600.00	0.00
160932	313384EB1	779	FHLB D N	10/16/2014	4/8/2015		0.065%	6.500%	1,450,000	1,449,544.46	437.21	1,449,991.54	9.87
160504	313312ED8	779	FFCB D N	9/9/2014	4/10/2015		0.100%	10.000%	1,022,500	1,021,895.02	579.42	1,022,492.33	17.89
160686	313588EJ0	779	FNMA D N	9/25/2014	4/15/2015		0.065%	6.500%	2,095,800	2,095,035.62	711.40	2,095,775.55	28.53
160872	313312ER7	779	FFCB D N	10/14/2014	4/22/2015		0.060%	6.000%	573,900	573,718.27	161.64	573,889.96	10.05
161204	313588EY7	779	FNMA D N	11/13/2014	4/29/2015		0.090%	9.000%	1,000,000	999,582.50	347.50	999,976.67	46.67
160077	313312FF2	779	FFCB D N	7/30/2014	5/6/2015		0.120%	12.000%	1,424,300	1,422,970.65	1,163.18	1,424,258.46	124.63
160037	313312FL9	779	FFCB D N	7/28/2014	5/11/2015		0.130%	13.000%	175,000	174,818.63	156.09	174,994.17	19.45
161603	313312FM7	779	FFCB D N	12/19/2014	5/12/2015		0.150%	15.000%	730,000	729,562.00	313.29	729,975.06	99.77
161682	313396FP3	779	FHLMC D N	12/30/2014	5/14/2015		0.180%	18.000%	73,300	73,250.52	33.72	73,297.37	13.13
161714	313396FP3	779	FHLMC D N	1/5/2015	5/14/2015		0.110%	11.000%	500,000	499,802.92	131.39	499,982.08	47.77
160977	313384FV6	779	FHLB D N	10/22/2014	5/20/2015		0.085%	8.500%	571,000	570,716.88	217.06	570,976.68	42.74
161083	313396GC1	779	FHLMC D N	11/3/2014	5/27/2015		0.095%	9.500%	488,400	488,135.79	192.04	488,377.21	49.38

MIAMI-DADE COUNTY
REPORT WRITER
AS OF DATE: March 31, 2015
SORTING ORDER: FUND ICC#

INVSMT NUMBER	CUSIP NUMBER	FUND NUMBER	DESCRIPTION	PURCHASE SET DATE	MATURITY DATE	CALL DATE	INTEREST RATE	YTM TRADING	SCHEDULED PAR VALUE	CURRENT BOOK VALUE	PERIOD-END INTEREST ACCRL	MARKET VALUE	UNREALIZED GAIN/LOSS
161408	313588GK5	779	FNMA D N	12/8/2014	6/3/2015		0.120%	12.000%	676,000	675,601.16	256.88	675,952.68	94.64
161369	313396GS6	779	FHLMC D N	12/3/2014	6/10/2015		0.135%	13.500%	2,625,000	2,623,139.53	1,171.41	2,624,795.83	484.89
161337	313396GY3	779	FHLMC D N	12/1/2014	6/16/2015		0.120%	12.000%	499,000	498,672.32	201.27	498,957.86	84.27
161905	313396HA4	779	FHLMC D N	1/22/2015	6/18/2015		0.070%	7.000%	50,000	49,985.71	6.71	49,995.67	3.25
161906	313396HG1	779	FHLMC D N	1/22/2015	6/24/2015		0.070%	7.000%	500,000	499,851.25	67.08	499,953.33	35.00
161230	313312HM5	779	FFCB D N	11/17/2014	6/29/2015		0.120%	12.000%	1,524,000	1,522,862.08	685.80	1,523,849.29	301.41
161260	313588HP3	779	FNMA D N	11/20/2014	7/1/2015		0.110%	11.000%	1,081,000	1,080,263.42	436.00	1,080,836.05	136.63
161736	313384HW2	779	FHLB D N	1/7/2015	7/8/2015		0.140%	14.000%	211,700	211,550.16	69.16	211,665.42	46.10
161439	313396HX4	779	FHLMC D N	12/10/2014	7/9/2015		0.130%	13.000%	573,000	572,563.41	231.74	572,905.46	110.31
161716	313396HY2	779	FHLMC D N	1/5/2015	7/10/2015		0.160%	16.000%	471,000	470,610.64	180.03	470,921.50	130.83
161909	313396HY2	779	FHLMC D N	1/22/2015	7/10/2015		0.100%	10.000%	824,700	824,312.85	158.07	824,562.55	91.63
161758	313396JD6	779	FHLMC D N	1/8/2015	7/15/2015		0.105%	10.500%	438,000	437,759.83	106.03	437,923.35	57.49
161053	313312JK7	779	FFCB D N	10/29/2014	7/21/2015		0.115%	11.500%	430,000	429,635.99	211.54	429,920.45	72.92
161131	313312JK7	779	FFCB D N	11/6/2014	7/21/2015		0.115%	11.500%	100,400	100,317.57	46.83	100,381.43	17.03
161459	313312JK7	779	FFCB D N	12/11/2014	7/21/2015		0.135%	13.500%	700,000	699,417.25	291.38	699,870.50	161.87
161644	313396JK0	779	FHLMC D N	12/24/2014	7/21/2015		0.200%	20.000%	888,000	886,968.93	483.47	887,835.72	383.32
161958	313384JM2	779	FHLB D N	1/28/2015	7/23/2015		0.100%	10.000%	971,000	970,525.29	169.92	970,817.13	121.92
161770	313588JT3	779	FNMA D N	1/12/2015	7/29/2015		0.130%	13.000%	501,000	500,641.79	142.92	500,900.64	115.93
162020	313384KA6	779	FHLB D N	2/4/2015	8/5/2015		0.130%	13.000%	1,264,000	1,263,169.27	255.61	1,263,734.56	309.68
162091	313384KH1	779	FHLB D N	2/11/2015	8/12/2015		0.132%	13.200%	1,949,000	1,947,699.37	350.17	1,948,567.97	518.43
161605	313312KP4	779	FFCB D N	12/19/2014	8/18/2015		0.230%	23.000%	824,500	823,225.23	542.57	824,308.99	541.19
161717	313396KP7	779	FHLMC D N	1/5/2015	8/18/2015		0.150%	15.000%	1,260,000	1,258,818.75	451.50	1,259,708.10	437.85
161910	313396KP7	779	FHLMC D N	1/22/2015	8/18/2015		0.130%	13.000%	1,502,000	1,500,871.83	374.25	1,501,652.04	405.96
161911	313396KX0	779	FHLMC D N	1/22/2015	8/26/2015		0.100%	10.000%	944,000	943,433.60	180.93	943,768.72	154.19
162298	313396KY8	779	FHLMC D N	3/6/2015	8/27/2015		0.110%	11.000%	14,500	14,492.29	1.15	14,496.42	2.98
162316	313384LE7	779	FHLB D N	3/11/2015	9/2/2015		0.140%	14.000%	668,000	667,545.39	54.55	667,714.24	114.30
161969	313384LM9	779	FHLB D N	1/29/2015	9/9/2015		0.133%	13.300%	409,200	408,862.88	93.73	409,017.00	60.39
160610	313312LN8	779	FFCB D N	9/17/2014	9/10/2015		0.170%	17.000%	500,500	499,653.88	463.24	500,274.78	157.66
160650	313312LN8	779	FFCB D N	9/22/2014	9/10/2015		0.170%	17.000%	213,900	213,543.44	192.93	213,803.75	67.38
162169	313588LT0	779	FNMA D N	2/20/2015	9/15/2015		0.110%	11.000%	1,253,000	1,252,207.48	153.14	1,252,418.75	58.13
162388	313396MB6	779	FHLMC D N	3/18/2015	9/23/2015		0.140%	14.000%	887,700	887,047.54	48.33	887,268.48	172.61
162416	313396MC4	779	FHLMC D N	3/19/2015	9/24/2015		0.110%	11.000%	499,000	498,711.83	19.82	498,756.04	24.39
161398	313384MP1	779	FHLB D N	12/5/2014	10/5/2015		0.190%	19.000%	327,000	326,475.35	201.92	326,813.16	135.89
162282	313396MY6	779	FHLMC D N	3/5/2015	10/14/2015		0.115%	11.500%	579,500	579,087.19	49.98	579,152.94	15.77
162186	313396MZ3	779	FHLMC D N	2/24/2015	10/15/2015		0.105%	10.500%	426,000	425,710.50	44.73	425,743.57	(11.66)
162453	313396NF6	779	FHLMC D N	3/25/2015	10/21/2015		0.155%	15.500%	1,794,800	1,793,177.20	54.09	1,793,686.73	455.44
162267	313396NV1	779	FHLMC D N	3/4/2015	11/4/2015		0.160%	16.000%	1,445,000	1,443,426.56	179.82	1,444,041.88	435.50
162010	3130A42S0	779	FHLB - BULLET	2/4/2015	11/4/2015		0.180%	19.200%	47,000	46,995.74	13.40	46,975.09	(20.65)
161816	313396QE6	779	FHLMC D N	1/14/2015	12/7/2015		0.234%	23.400%	89,000	88,810.83	44.54	88,876.39	21.02
161894	3136G1AP4	779	FNMA STEP UP	1/22/2015	1/22/2016	4/22/2015	0.750%	75.000%	2,000,000	2,000,000.00	2,875.00	1,994,380.00	(5,620.00)
162238	3136G1DB2	779	FNMA STEP UP	2/28/2015	2/28/2016	5/5/2015	1.125%	112.500%	2,700,000	2,700,000.00	2,784.38	2,703,645.00	3,645.00
154892	3136G1ET2	779	FNMA STEP UP	3/6/2013	3/6/2016	6/6/2015	1.000%	100.800%	1,000,000	999,916.75	694.44	1,000,800.00	883.25
154893	3136G1ET2	779	FNMA STEP UP	3/6/2013	3/6/2016	6/6/2015	1.000%	100.800%	1,900,000	1,899,841.81	1,319.44	1,901,520.00	1,678.19
162397	3136G1FW4	779	FNMA STEP UP	3/19/2015	3/19/2016	6/19/2015	1.125%	112.500%	2,500,000	2,500,000.00	937.50	2,503,125.00	3,125.00
779 Total									51,141,200	51,111,786.95	21,991.54	51,135,881.54	10,727.21
151213	825252869	796	AIM MONEY MARKET - D	3/1/2012	4/1/2015		0.010%	1.000%	0	0.00	0.01	0.00	0.00
162405	313384ED7	796	FHLB D N	3/19/2015	4/10/2015		0.045%	4.500%	64,700	64,698.22	1.05	64,699.51	0.24
796 Total									64,700	64,698.22	1.06	64,699.51	0.24
151214	825252869	1010	AIM MONEY MARKET - D	3/1/2012	4/1/2015		0.010%	1.000%	0	0.00	3.02	0.00	0.00
162406	313384ED7	1010	FHLB D N	3/19/2015	4/10/2015		0.045%	4.500%	400,200	400,188.99	6.51	400,197.00	1.50
162447	313396ED1	1010	FHLMC D N	3/25/2015	4/10/2015		0.025%	2.500%	7,501,000	7,500,916.66	36.46	7,500,943.74	(9.38)
160822	313384LM9	1010	FHLB D N	10/7/2014	9/9/2015		0.165%	16.500%	39,700	39,638.68	32.02	39,682.25	11.55
1010 Total									7,940,900	7,940,744.33	78.01	7,940,822.99	3.67
151229	316175108	1022	FIDELITY GOVT FUND -	3/1/2012	4/1/2015		0.010%	1.000%	0	0.00	0.01	0.00	0.00
1022 Total									0	0.00	0.01	0.00	0.00
154380	316175108	1047	FIDELITY GOVT FUND -	12/27/2012	4/1/2015		0.010%	1.000%	0	0.00	0.00	0.00	0.00

MIAMI-DADE COUNTY
REPORT WRITER
AS OF DATE: March 31, 2015
SORTING ORDER: FUND ICC#

INVSMT NUMBER	CUSIP NUMBER	FUND NUMBER	DESCRIPTION	PURCHASE SET DATE	MATURITY DATE	CALL DATE	INTEREST RATE	YTM TRADING	SCHEDULED PAR VALUE	CURRENT BOOK VALUE	PERIOD-END INTEREST ACCRL	MARKET VALUE	UNREALIZED GAIN/LOSS
159277	3130A1UX4	1047	FHLB - BULLET	5/7/2014	5/1/2015		0.125%	12.500%	4,715,000	4,715,000.00	2,455.73	4,714,952.85	(47.15)
161852	313396HP1	1047	FHLMC D N	1/16/2015	7/1/2015		0.080%	8.000%	9,000,000	8,996,679.99	1,500.00	8,998,635.00	455.01
161715	313588HP3	1047	FNMA D N	1/5/2015	7/1/2015		0.130%	13.000%	1,341,000	1,340,142.88	416.45	1,340,796.62	237.29
158481	3133EDFC1	1047	FFCB - BULLET	2/20/2014	8/14/2015		0.200%	22.000%	5,430,000	5,429,457.00	1,417.83	5,428,588.20	(868.80)
162296	313396KY8	1047	FHLMC D N	3/6/2015	8/27/2015		0.110%	11.000%	6,700	6,696.44	0.53	6,698.35	1.38
161998	3133EEKM1	1047	FFCB - BULLET	2/2/2015	3/21/2016		0.300%	30.800%	1,372,000	1,371,890.87	114.33	1,372,521.36	630.49
162432	3130A2C61	1047	FHLB - BULLET	3/27/2015	6/10/2016		0.375%	41.300%	1,000,000	1,000,664.58	1,156.25	999,390.00	(160.00)
162006	3133EEND8	1047	FFCB - BULLET	2/6/2015	9/6/2016		0.420%	42.000%	3,500,000	3,500,000.00	1,020.83	3,496,570.00	(3,430.00)
161987	3130A42D3	1047	FHLB - BULLET	2/4/2015	11/4/2016		0.530%	53.000%	1,500,000	1,500,000.00	1,258.75	1,500,090.00	90.00
162437	3133EC6S8	1047	FFCB C I	3/27/2015	12/12/2016		0.600%	65.300%	1,200,000	1,201,020.00	2,180.00	1,199,328.00	408.00
162468	3135G0XE8	1047	FNMA C I	3/27/2015	5/22/2017	5/22/2015	0.700%	82.200%	2,000,000	1,999,661.11	5,016.67	1,993,960.00	(840.00)
1047 Total									31,064,700	31,061,212.87	16,537.37	31,051,530.38	(3,523.78)
151230	316175108	1048	FIDELITY GOVT FUND -	3/1/2012	4/1/2015		0.010%	1.000%	0	0.00	0.01	0.00	0.00
161683	313396FP3	1048	FHLMC D N	12/30/2014	5/14/2015		0.180%	18.000%	17,600	17,588.12	8.10	17,599.37	3.15
162092	313384KH1	1048	FHLB D N	2/11/2015	8/12/2015		0.132%	13.200%	20,800	20,786.12	3.74	20,795.39	5.53
160896	313384LG2	1048	FHLB D N	10/15/2014	9/4/2015		0.155%	15.500%	755,000	753,946.78	546.11	754,672.83	179.94
161766	313396LG6	1048	FHLMC D N	1/9/2015	9/4/2015		0.145%	14.500%	18,000	17,982.75	5.94	17,992.20	3.51
160823	313384LM9	1048	FHLB D N	10/7/2014	9/9/2015		0.165%	16.600%	800	798.76	0.65	799.64	0.23
161970	313384LM9	1048	FHLB D N	1/29/2015	9/9/2015		0.133%	13.300%	21,600	21,582.20	4.95	21,590.34	3.19
160651	313312LN8	1048	FFCB D N	9/22/2014	9/10/2015		0.170%	17.000%	11,100	11,081.50	10.01	11,095.01	3.50
160671	313312LN8	1048	FFCB D N	9/24/2014	9/10/2015		0.170%	17.000%	659,000	657,907.71	588.16	658,703.45	207.58
160673	313384LT4	1048	FHLB D N	9/24/2014	9/15/2015		0.170%	17.000%	897,000	895,492.04	800.57	896,583.89	291.28
162389	313396MB6	1048	FHLMC D N	3/18/2015	9/23/2015		0.140%	14.000%	11,300	11,291.69	0.62	11,294.51	2.20
152187	3134G3XH8	1048	FHLMC C I	6/28/2012	6/28/2017	6/28/2015	1.125%	112.500%	1,120,000	1,120,000.00	3,255.00	1,122,172.80	2,172.80
153267	3133802C0	1048	FHLB C I	9/13/2012	7/26/2017	4/6/2015	1.050%	105.000%	4,000,000	4,000,000.00	7,583.33	3,993,320.00	(6,680.00)
154395	3133ECA95	1048	FFCB C I	12/28/2012	9/18/2017	4/6/2015	0.790%	83.300%	2,838,000	2,834,992.55	809.62	2,829,798.18	(5,194.37)
154398	3135G0TD5	1048	FNMA C I	12/31/2012	12/28/2017	6/28/2015	1.000%	100.000%	2,232,000	2,232,000.00	5,766.00	2,225,750.40	(6,249.60)
156092	3134G46D5	1048	FHLMC C I	6/12/2013	6/12/2018	6/12/2015	1.200%	122.100%	3,026,000	3,023,883.79	10,994.47	3,020,129.56	(3,754.23)
1048 Total									15,628,200	15,619,334.01	30,377.28	15,602,297.57	(19,005.29)
162324	313396DU4	1049	FHLMC D N	3/12/2015	4/1/2015		0.035%	3.500%	1,307,000	1,306,974.59	25.41	1,307,000.00	0.00
151231	316175108	1049	FIDELITY GOVT FUND -	3/1/2012	4/1/2015		0.010%	1.000%	3,785,775	3,785,775.04	-49.91	3,785,775.04	0.00
162312	313396DV2	1049	FHLMC D N	3/11/2015	4/2/2015		0.035%	3.500%	2,742,000	2,741,941.35	55.98	2,741,997.72	0.39
162016	313396DZ3	1049	FHLMC D N	2/4/2015	4/6/2015		0.060%	6.000%	48,000	47,995.12	4.48	47,999.80	0.20
162143	313384EB1	1049	FHLB D N	2/18/2015	4/8/2015		0.060%	6.000%	1,995,600	1,995,437.03	139.69	1,995,588.36	11.64
162136	313396EC3	1049	FHLMC D N	2/18/2015	4/9/2015		0.040%	4.000%	1,100,000	1,099,938.89	51.33	1,099,992.67	2.45
162156	313384EJ4	1049	FHLB D N	2/19/2015	4/15/2015		0.060%	6.000%	3,000,000	2,999,725.00	205.00	2,999,965.00	35.00
162328	313384EJ4	1049	FHLB D N	3/12/2015	4/15/2015		0.050%	5.000%	217,000	216,989.75	6.03	216,997.47	1.69
162391	912796FD6	1049	TREASURY BILLS	3/18/2015	4/16/2015		0.041%	4.100%	4,901,000	4,900,840.10	77.19	4,901,000.00	82.71
162157	313384EP0	1049	FHLB D N	2/19/2015	4/20/2015		0.065%	6.500%	412,000	411,955.37	30.50	411,993.48	7.61
162385	313384ER6	1049	FHLB D N	3/18/2015	4/22/2015		0.060%	6.000%	3,200,000	3,199,813.33	74.67	3,199,944.00	56.00
162218	313384EY1	1049	FHLB D N	2/26/2015	4/29/2015		0.060%	6.000%	3,835,000	3,834,603.72	217.31	3,834,910.52	89.49
162434	313384EY1	1049	FHLB D N	3/23/2015	4/29/2015		0.050%	5.000%	231,500	231,488.10	2.89	231,494.60	3.61
162410	313588EY7	1049	FNMA D N	3/19/2015	4/29/2015		0.065%	6.500%	1,700,000	1,699,874.15	39.90	1,699,960.33	46.28
162412	313384FF1	1049	FHLB D N	3/19/2015	5/6/2015		0.065%	6.500%	2,552,600	2,552,378.77	59.92	2,552,525.55	86.86
162450	313384FN4	1049	FHLB D N	3/25/2015	5/13/2015		0.040%	4.000%	5,253,500	5,253,213.98	40.86	5,253,316.13	61.29
162458	313384FV6	1049	FHLB D N	3/26/2015	5/20/2015		0.060%	6.000%	4,635,000	4,634,575.13	46.35	4,634,810.74	189.26
1049 Total									40,915,975	40,913,519.42	1,027.60	40,915,271.41	674.48
161993	313384DU0	1053	FHLB D N	2/2/2015	4/1/2015		0.060%	6.000%	1,100,000	1,099,893.67	106.33	1,100,000.00	0.00
151232	316175108	1053	FIDELITY GOVT FUND -	3/1/2012	4/1/2015		0.010%	1.000%	4,304,000	4,304,000.00	-44.63	4,304,000.00	0.00
162490	313384DZ9	1053	FHLB D N	3/30/2015	4/6/2015		0.035%	3.500%	2,600,000	2,599,982.31	5.05	2,599,989.17	1.81
162017	313396DZ3	1053	FHLMC D N	2/4/2015	4/6/2015		0.060%	6.000%	1,271,000	1,270,870.78	118.63	1,270,994.70	5.29
162144	313384EB1	1053	FHLB D N	2/18/2015	4/8/2015		0.060%	6.000%	4,873,400	4,873,002.01	341.13	4,873,371.57	28.43
162057	313384EG0	1053	FHLB D N	2/9/2015	4/13/2015		0.065%	6.500%	3,994,400	3,993,945.64	367.82	3,994,360.06	46.60
162176	313384EJ4	1053	FHLB D N	2/23/2015	4/15/2015		0.055%	5.500%	3,100,000	3,099,758.46	175.23	3,099,963.83	30.14
162356	313384EJ4	1053	FHLB D N	3/16/2015	4/15/2015		0.050%	5.000%	1,300,000	1,299,945.83	28.89	1,299,984.83	10.11
162358	313312EP1	1053	FFCB D N	3/16/2015	4/20/2015		0.050%	5.000%	2,290,000	2,289,888.68	50.89	2,289,963.74	24.17

MIAMI-DADE COUNTY
REPORT WRITER
AS OF DATE: March 31, 2015
SORTING ORDER: FUND ICC#

INVSMT NUMBER	CUSIP NUMBER	FUND NUMBER	DESCRIPTION	PURCHASE SET DATE	MATURITY DATE	CALL DATE	INTEREST RATE	YTM TRADING	SCHEDULED PAR VALUE	CURRENT BOOK VALUE	PERIOD-END INTEREST ACCRL	MARKET VALUE	UNREALIZED GAIN/LOSS
162266	313588ER2	1053	FNMA D N	3/4/2015	4/22/2015		0.040%	4.000%	2,068,000	2,067,887.41	64.34	2,067,963.81	12.06
162392	313396EW9	1053	FHLMC D N	3/18/2015	4/27/2015		0.060%	6.000%	600,000	599,960.00	14.00	599,987.00	13.00
162491	30229BRT6	1053	CP -EXXON MOBIL	3/30/2015	4/27/2015		0.060%	6.000%	1,200,000	1,199,944.00	4.00	1,199,870.00	(78.00)
162435	313384EY1	1053	FHLB D N	3/23/2015	4/29/2015		0.050%	5.000%	3,595,500	3,595,315.23	44.94	3,595,416.11	55.94
162413	313384FF1	1053	FHLB D N	3/19/2015	5/6/2015		0.065%	6.500%	3,946,900	3,946,557.94	92.64	3,946,784.88	134.30
162387	313384FN4	1053	FHLB D N	3/18/2015	5/13/2015		0.080%	8.000%	513,000	512,936.16	15.96	512,982.05	29.93
162451	313384FN4	1053	FHLB D N	3/25/2015	5/13/2015		0.040%	4.000%	1,500,500	1,500,418.31	11.67	1,500,447.48	17.50
162442	313384GK9	1053	FHLB D N	3/24/2015	6/3/2015		0.055%	5.500%	3,000,000	2,999,674.58	36.67	2,999,790.00	78.75
1053 Total									41,256,700	41,253,981.01	1,433.56	41,255,869.23	410.03
151233	316175108	1055	FIDELITY GOVT FUND -	3/1/2012	4/1/2015		0.010%	1.000%	86,400	86,400.00	-0.64	86,400.00	0.00
1055 Total									86,400	86,400.00	-0.64	86,400.00	0.00
151234	316175108	1056	FIDELITY GOVT FUND -	3/1/2012	4/1/2015		0.010%	1.000%	6,205,000	6,205,000.00	-25.31	6,205,000.00	0.00
162495	313384ED7	1056	FHLB D N	3/31/2015	4/10/2015		0.055%	5.500%	1,304,000	1,303,980.08	1.99	1,303,990.22	8.15
1056 Total									7,509,000	7,508,980.08	-23.32	7,508,990.22	8.15
154399	316175108	1057	FIDELITY GOVT FUND -	12/14/2012	4/1/2015		0.010%	1.000%	0	0.00	-0.01	0.00	0.00
1057 Total									0	0.00	-0.01	0.00	0.00
158901	316175108	1058	FIDELITY GOVT FUND -	4/2/2014	4/1/2015		0.010%	1.000%	80,600	80,600.00	-0.02	80,600.00	0.00
1058 Total									80,600	80,600.00	-0.02	80,600.00	0.00
161554	316175108	1059	FIDELITY GOVT FUND -	12/17/2014	4/1/2015		0.010%	1.000%	41,200	41,200.00	0.00	41,200.00	0.00
1059 Total									41,200	41,200.00	0.00	41,200.00	0.00
Grand Total									3,829,546,299	3,826,934,231.01	2,897,936.01	3,829,079,425.38	1,299,221.32