



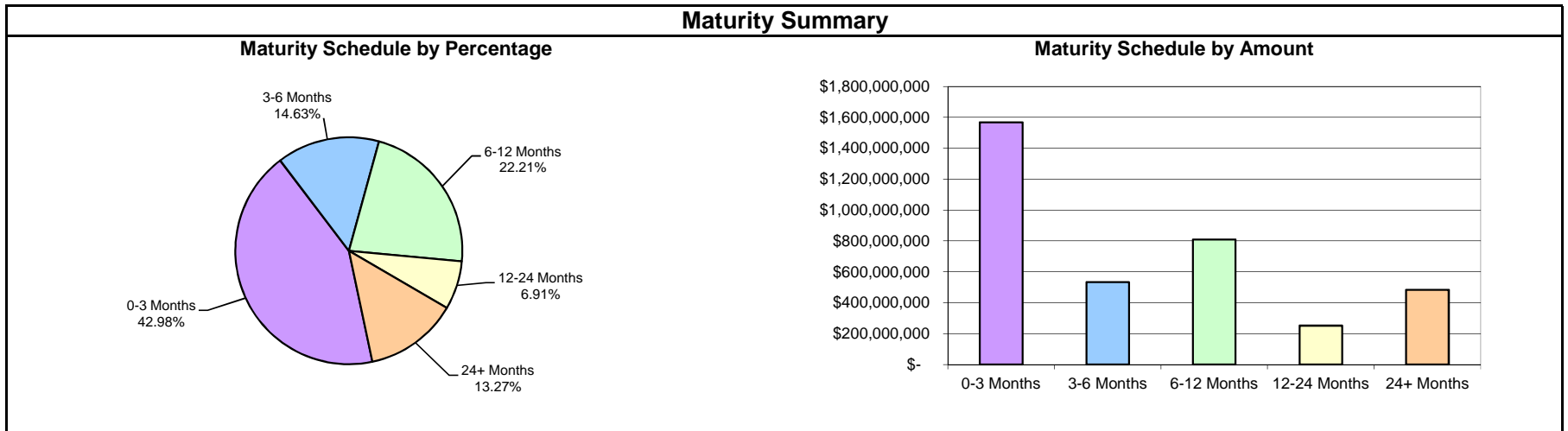
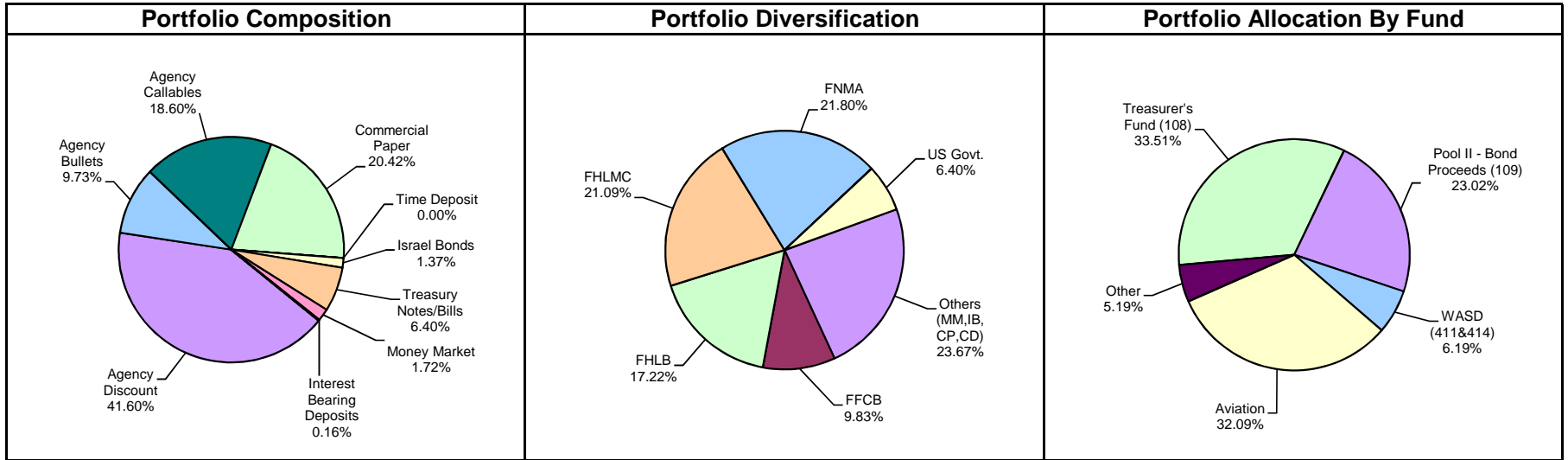
**Monthly Summary Investment Report**

**For the Period Ended**

**March 31, 2017**



### Miami-Dade County Total Portfolio Summary March 31, 2017



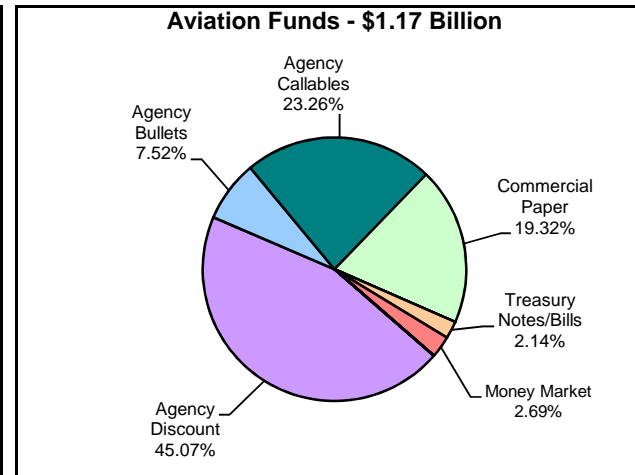
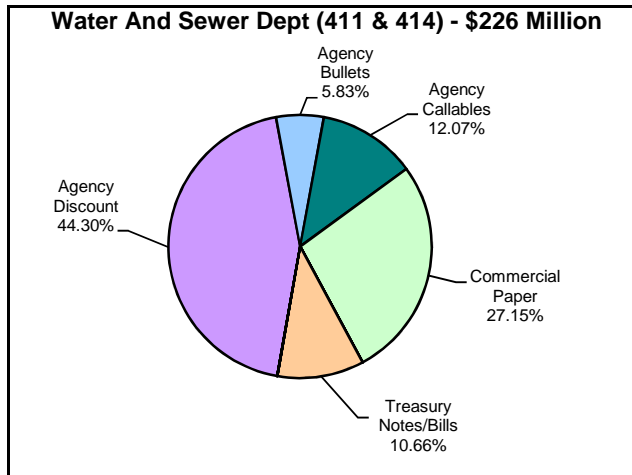
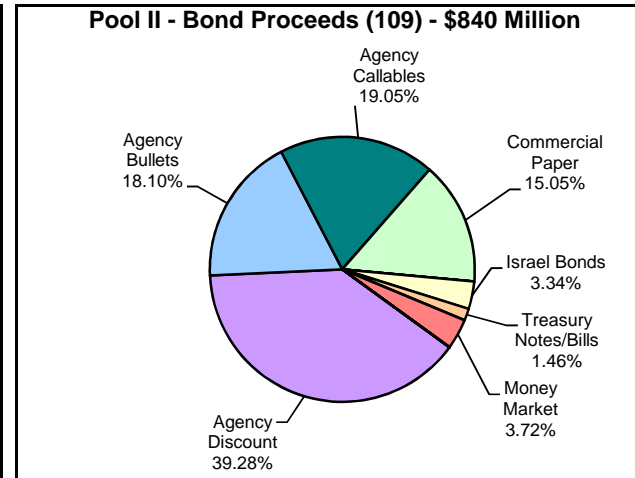
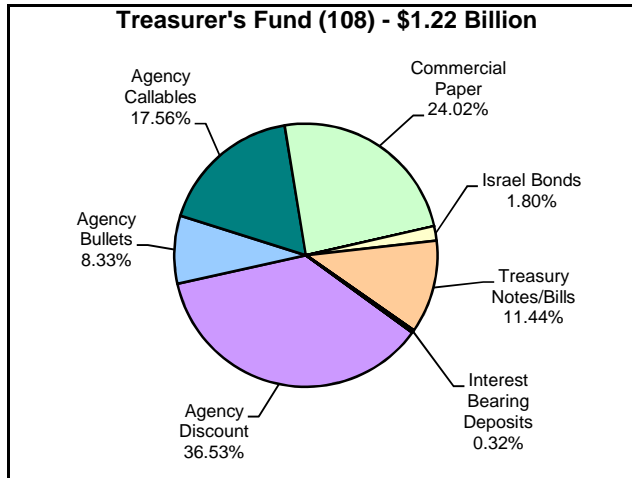
**Miami-Dade County  
Summary Statement  
March 31, 2017**

Portfolio Summary					
	Current 3/31/2017	Previous Month 2/28/2017	Change from Prior Month	Prior Quarter 12/31/2016	Change from Prior Quarter
Par Value	\$ 3,656,246,592.56	\$ 3,354,584,237.86	\$ 301,662,354.70	\$ 3,652,830,574.71	\$ 3,416,017.85
Book Value	\$ 3,650,559,554.43	\$ 3,351,079,584.04	\$ 299,479,970.39	\$ 3,648,717,661.31	\$ 1,841,893.12
Market Value	\$ 3,640,132,881.82	\$ 3,341,833,628.59	\$ 298,299,253.23	\$ 3,637,801,828.67	\$ 2,331,053.15
Market Value as a % of Book Value	99.71%	99.72%	-0.01%	99.70%	0.01%
Accrued Interest	\$ 6,479,011.43	\$ 6,266,758.47	\$ 212,252.96	\$ 5,961,443.62	\$ 517,567.81
Total Value (Market Value+ Accrued Interest)	\$ 3,646,611,893.25	\$ 3,348,100,387.06	\$ 298,511,506.19	\$ 3,643,763,272.29	\$ 2,848,620.96
Interest Earned (Current Month)	\$ 2,535,960.40	\$ 2,194,715.29	\$ 341,245.11	\$ 2,223,466.87	\$ 312,493.53
Interest Earned Fiscal YTD (10/1 - 9/30)	\$ 12,899,770.69	\$ 10,363,605.77	\$ 2,536,164.92	\$ 5,824,445.09	\$ 7,075,325.60
Unrealized Gain (Loss)	\$ (10,426,672.61)	\$ (9,245,955.45)	\$ (1,180,717.16)	\$ (10,915,832.64)	\$ 489,160.03
Weighted Average Days to Maturity	297.16	307.9	-10.8	305.1	-7.9
Weighted Average Days to Call	112.4	103.6	8.9	112.4	0.1
Yield to Maturity	0.88%	0.82%	0.06%	0.75%	0.13%
Earned Income Yield for Period	0.85%	0.84%	0.01%	0.73%	0.13%
Earned Income Yield for Year to Date	0.78%	0.76%	0.02%	0.72%	0.05%

Yield Maturity Breakdown	Policy Compliance															
	Security Type	% Limit	Current %	Result												
<table border="1"> <caption>Yield Maturity Breakdown Data</caption> <thead> <tr> <th>Term</th> <th>Yield</th> </tr> </thead> <tbody> <tr> <td>0-3 Months</td> <td>0.69%</td> </tr> <tr> <td>3-6 Months</td> <td>0.74%</td> </tr> <tr> <td>6-12 Months</td> <td>0.87%</td> </tr> <tr> <td>12-24 Months</td> <td>1.06%</td> </tr> <tr> <td>24-36 Months</td> <td>1.58%</td> </tr> </tbody> </table>	Term	Yield	0-3 Months	0.69%	3-6 Months	0.74%	6-12 Months	0.87%	12-24 Months	1.06%	24-36 Months	1.58%	Treasuries	100%	6.40%	PASS
	Term	Yield														
	0-3 Months	0.69%														
	3-6 Months	0.74%														
	6-12 Months	0.87%														
12-24 Months	1.06%															
24-36 Months	1.58%															
Agencies	100%	51.33%	PASS													
Agency Callables	25%	18.60%	PASS													
Commercial Paper	50%	20.42%	PASS													
-CP Single Issuer Max	5%	3.46%	PASS													
Israel Bonds	3%	1.37%	PASS													
Time Deposits	20%	0.00%	PASS													
SBA/Investment Pools	50%	0.00%	PASS													
Money Market Funds	30%	1.72%	PASS													
Interest Bearing Deposit	20%	0.16%	PASS													
Open/Closed End Funds	5%	0.00%	PASS													

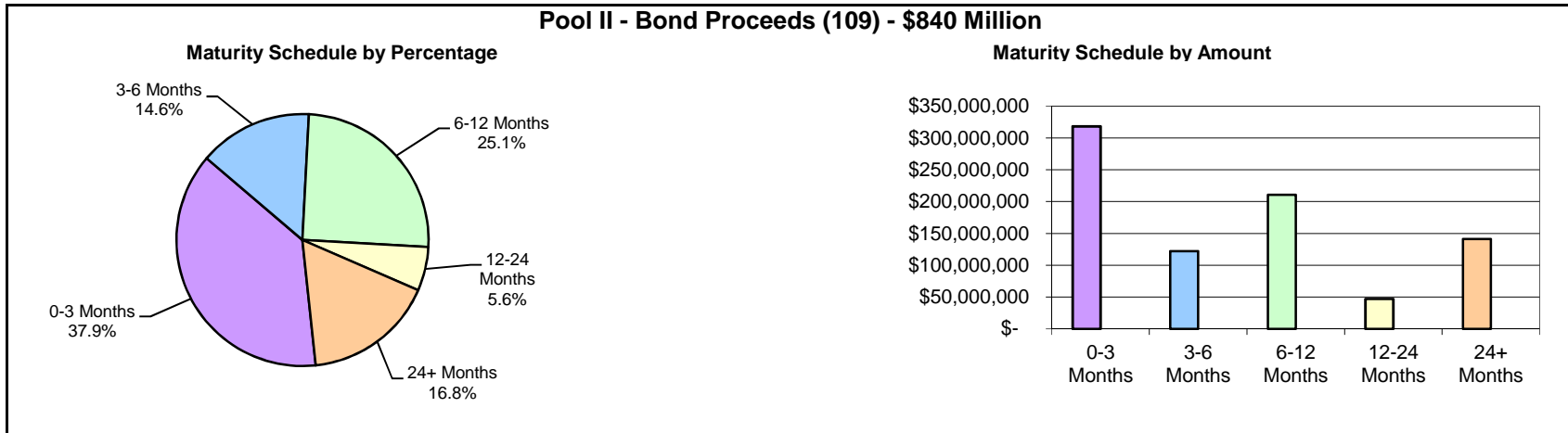
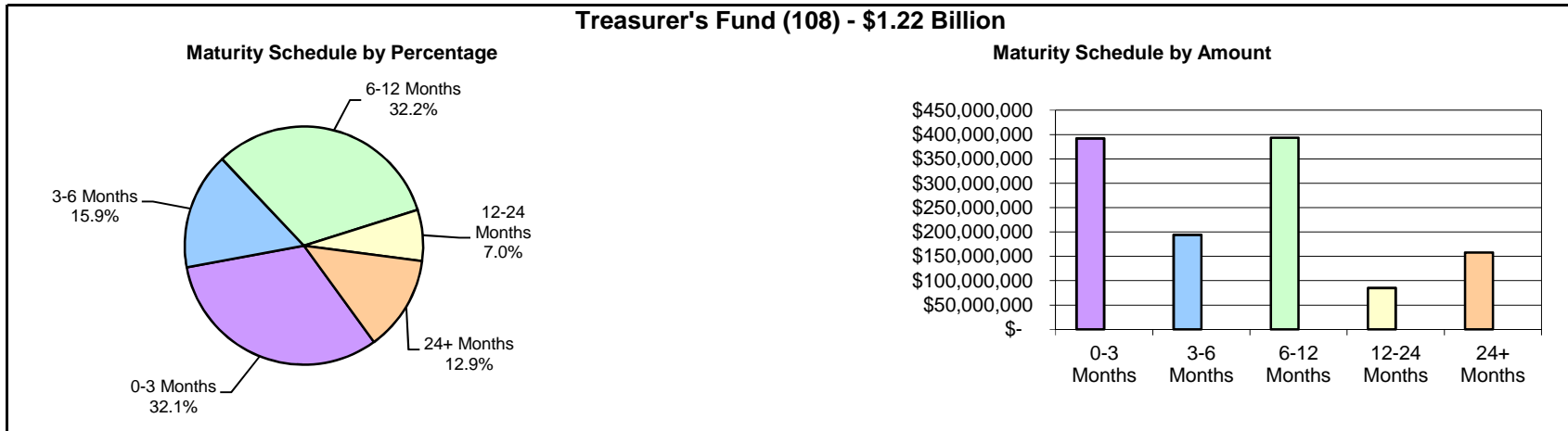
Note: The County currently holds \$1.66 billion in cash deposits with Wells Fargo Bank due to a high earnings credit rate of 0.58%. These balances offset the cost of banking services. They are not included in the investment portfolio data presented here.

**Miami-Dade County  
Portfolio Composition  
March 31, 2017**

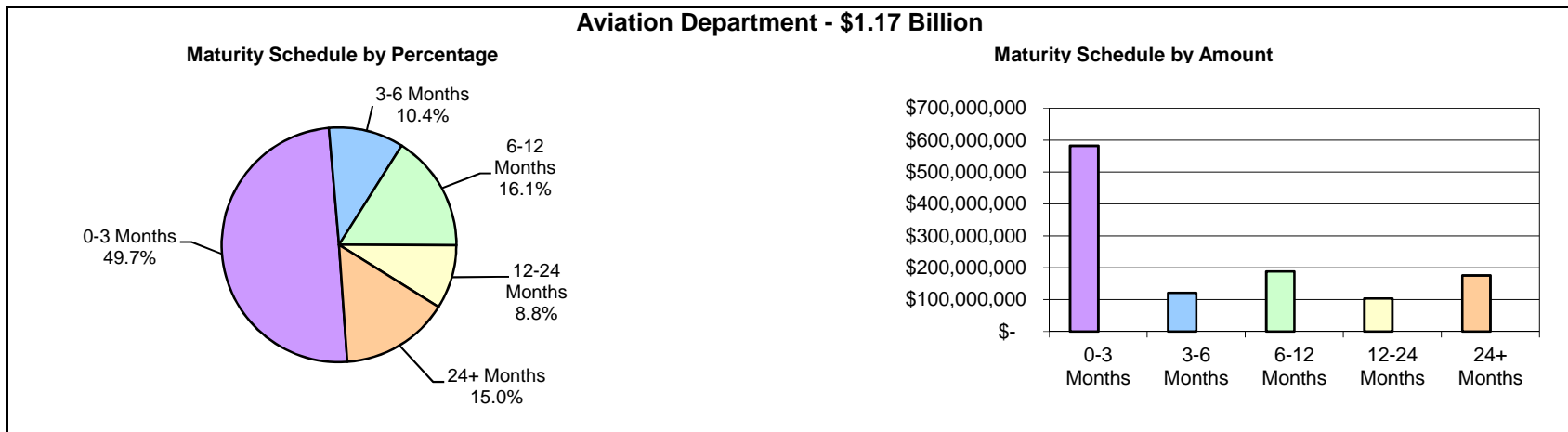
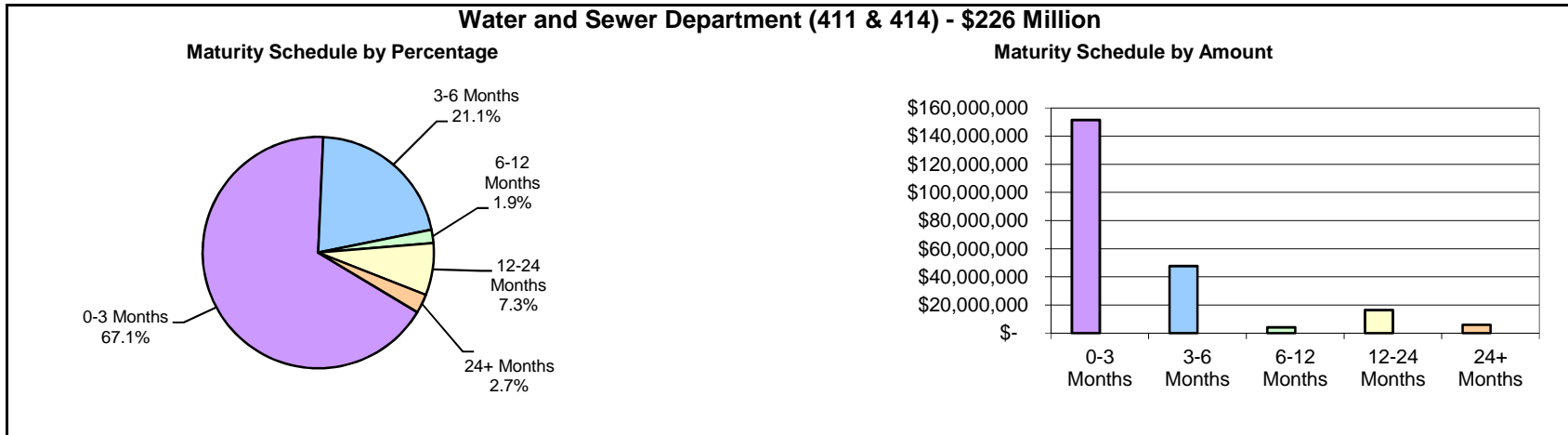


Note: Graphs above do not include miscellaneous funds totaling \$189 million and representing 5.2% of the portfolio.

## Miami-Dade County Maturity Breakdown March 31, 2017

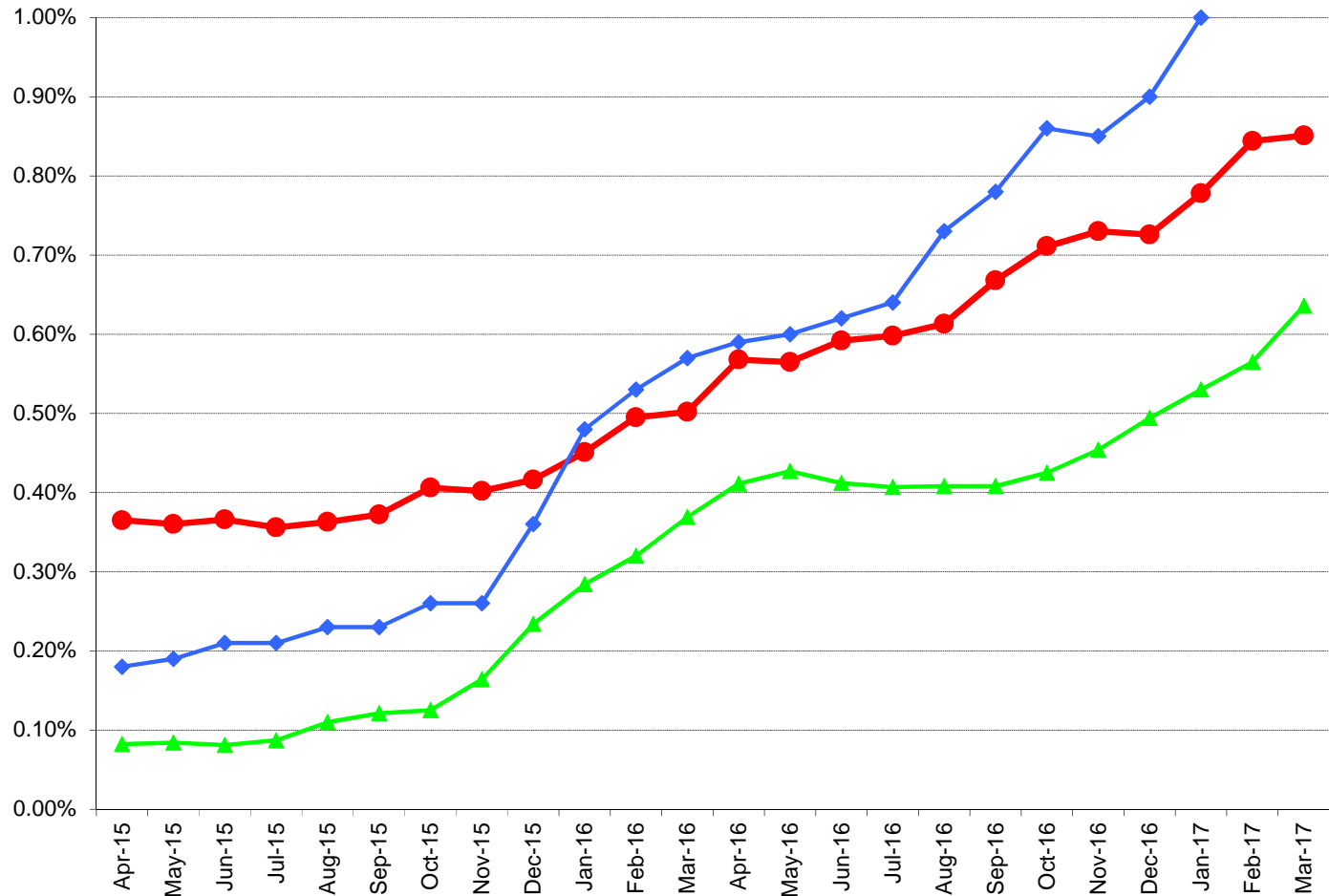


## Miami-Dade County Maturity Breakdown March 31, 2017



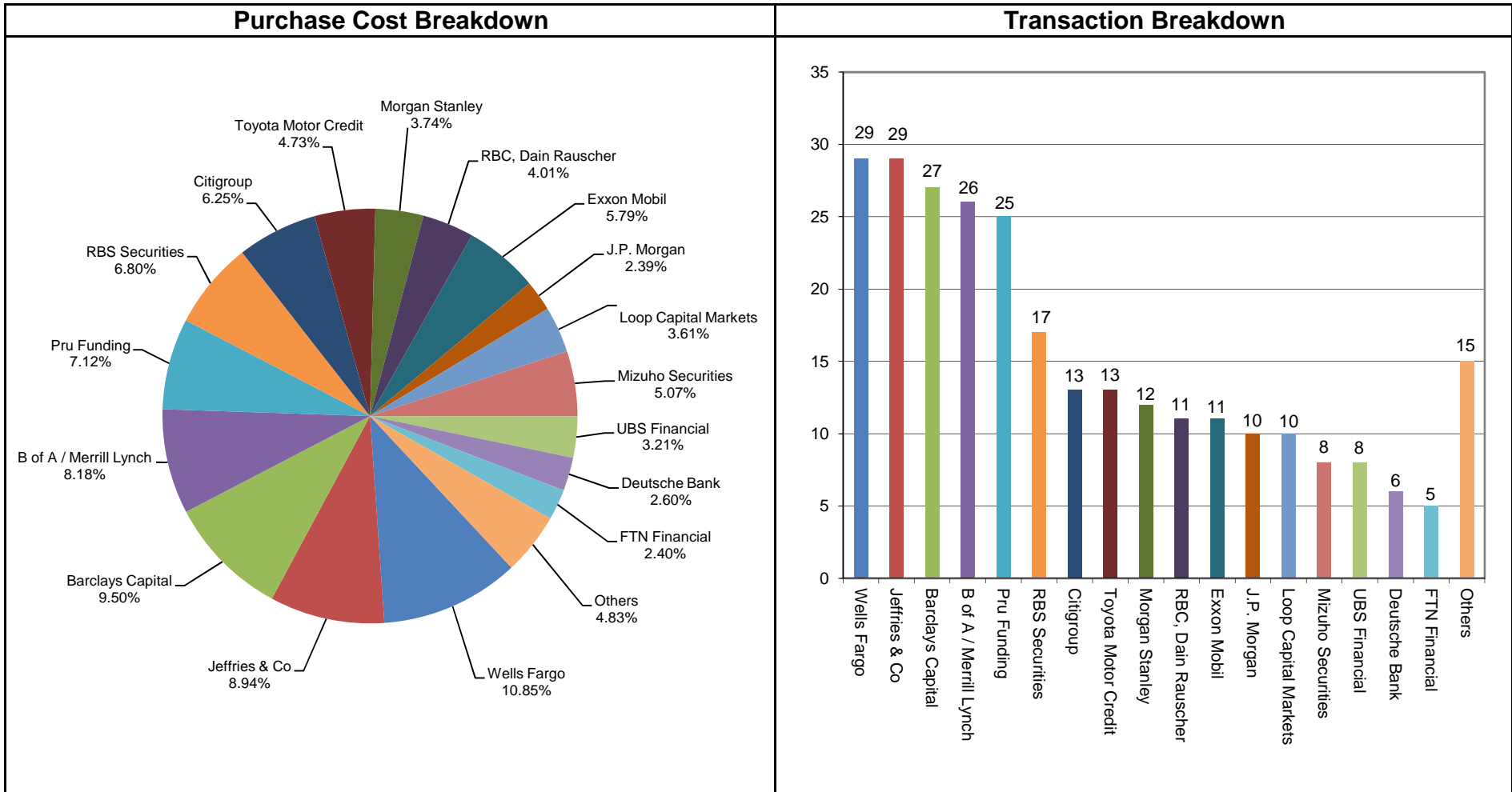
Note: Graphs above do not include miscellaneous funds totaling \$189 million and representing 5.2% of the portfolio.

### Miami-Dade County Benchmark Comparisons March 31, 2017



● Miami-Dade - Earned Income Yield	0.37%	0.36%	0.37%	0.36%	0.36%	0.37%	0.41%	0.40%	0.42%	0.45%	0.50%	0.50%	0.57%	0.57%	0.59%	0.60%	0.61%	0.67%	0.71%	0.73%	0.73%	0.78%	0.84%	0.85%
◆ Monthly Avg - Florida SBA Pool	0.18%	0.19%	0.21%	0.21%	0.23%	0.23%	0.26%	0.26%	0.36%	0.48%	0.53%	0.57%	0.59%	0.60%	0.62%	0.64%	0.73%	0.78%	0.86%	0.85%	0.90%	1.00%	1.01%	1.07%
▲ 6-Month Avg of 6-Mo T-Bill	0.08%	0.08%	0.08%	0.09%	0.11%	0.12%	0.13%	0.16%	0.23%	0.28%	0.32%	0.37%	0.41%	0.43%	0.41%	0.41%	0.41%	0.41%	0.43%	0.45%	0.49%	0.53%	0.57%	0.64%

### Miami-Dade County Broker Purchase Distribution March 31, 2017







**Detail Security Holdings Report**

**For the Period Ended**

**March 31, 2017**



**MIAMI-DADE COUNTY**  
**REPORT WRITER**  
**AS OF DATE: March 31, 2017**  
**SORTING ORDER: FUND ICC#**

INVESTMENT NUMBER	CUSIP NUMBER	FUND NUMBER	DESCRIPTION	PURCHASE SET DATE	MATURITY DATE	CALL DATE	INTEREST RATE	YTM TRADING	SCHEDULED PAR VALUE	CURRENT BOOK VALUE	PERIOD END INTEREST ACCRL	MARKET VALUE	UNREALIZED GAIN/LOSS
151194	WACHOVMM7	108	WELLS FARGO BANK MMK	3/1/2012	4/1/2017		0.027%	0.027%	3,887,062	3,887,061.65	0.00	3,887,061.65	0.00
151195	WACHOVIA8	108	WELLS FARGO BANK INT	3/1/2012	4/1/2017		0.019%	0.019%	0	0.00	64.49	0.00	0.00
167306	46640PR39	108	CP - JP MORGAN	9/29/2016	4/3/2017		1.000%	1.005%	10,000,000	9,948,333.33	51,111.11	9,999,500.00	55.56
167523	313385DW3	108	FHLB D N	10/31/2016	4/3/2017		0.380%	0.381%	23,000,000	22,962,612.22	36,902.22	23,000,000.00	485.56
167744	313397DW8	108	FHLMC D N	11/28/2016	4/3/2017		0.545%	0.546%	15,000,000	14,971,387.50	28,158.33	15,000,000.00	454.17
167804	64105RR36	108	CP - NESTLE FINANCIA	12/6/2016	4/3/2017		0.630%	0.631%	15,000,000	14,969,025.00	30,450.00	14,999,250.00	(225.00)
168624	64105RR36	108	CP - NESTLE FINANCIA	3/20/2017	4/3/2017		0.790%	0.790%	4,977,000	4,975,470.96	1,310.61	4,976,751.15	(30.42)
168275	48306AR41	108	CP - KAISER FOUNDATI	2/8/2017	4/4/2017		0.870%	0.871%	6,518,000	6,509,338.48	8,189.07	6,517,511.15	(16.40)
168056	48306AR66	108	CP - KAISER FOUNDATI	1/4/2017	4/6/2017		0.950%	0.952%	25,066,000	25,005,145.32	57,547.36	25,062,866.75	174.07
168520	90328AR62	108	CP - USAA CAPITAL	3/9/2017	4/6/2017		0.700%	0.700%	30,000,000	29,983,666.67	13,416.66	29,996,250.00	(833.33)
167866	48306ARA7	108	CP - KAISER FOUNDATI	12/13/2016	4/10/2017		0.970%	0.973%	13,351,000	13,308,551.24	39,211.14	13,347,996.03	233.65
165946	3130A7TL9	108	FHLB - BULLET	4/29/2016	4/20/2017		0.625%	0.638%	3,000,000	2,999,801.71	8,385.42	2,999,790.00	(11.71)
162675	3133EEZR4	108	FFCB - BULLET	4/23/2015	4/21/2017		0.600%	0.651%	2,000,000	1,999,503.43	5,333.33	1,999,760.00	256.57
165553	3133ECMM3	108	FFCB - BULLET	3/10/2016	4/25/2017		0.600%	0.750%	2,300,000	2,298,298.34	5,980.00	2,299,678.00	1,379.66
165929	3130A7UG8	108	FHLB - BULLET	4/27/2016	4/26/2017		0.625%	0.648%	2,800,000	2,799,679.77	7,534.72	2,800,056.00	376.23
168463	46640PS12	108	CP - JP MORGAN	3/2/2017	5/1/2017		0.910%	0.911%	10,000,000	9,984,833.33	7,583.34	9,992,500.00	83.33
168501	59087AS91	108	CP - METLIFE FUND	3/8/2017	5/9/2017		0.810%	0.811%	30,000,000	29,958,150.00	16,200.00	29,971,500.00	(2,850.00)
167532	313589FM0	108	FNMA D N	10/31/2016	5/12/2017		0.450%	0.451%	33,000,000	32,920,387.50	62,700.00	32,973,930.00	(9,157.50)
168504	89233GSC1	108	CP - TOYOTA MOTOR	3/8/2017	5/12/2017		0.940%	0.942%	12,000,000	11,979,633.33	7,520.00	11,987,700.00	546.67
167139	313313FQ6	108	FFCB D N	9/13/2016	5/15/2017		0.600%	0.602%	12,000,000	11,951,200.00	40,000.00	11,989,800.00	(1,400.00)
166879	313313FS2	108	FFCB D N	8/17/2016	5/17/2017		0.550%	0.552%	5,000,000	4,979,145.83	17,340.28	4,995,550.00	(936.11)
168214	02665JSN1	108	CP - AMERICAN HONDA	1/27/2017	5/22/2017		0.900%	0.903%	10,000,000	9,971,250.00	16,000.00	9,987,250.00	0.00
168502	30229ASS9	108	CP - EXXON MOBIL	3/8/2017	5/26/2017		0.800%	0.801%	30,000,000	29,947,333.33	16,000.00	29,958,750.00	(4,583.33)
166261	3130A5EP0	108	FHLB - BULLET	6/7/2016	5/30/2017		0.625%	0.667%	4,000,000	3,999,173.11	8,402.78	3,998,840.00	(333.11)
166262	3130A5EP0	108	FHLB - BULLET	6/8/2016	5/30/2017		0.625%	0.667%	2,000,000	1,999,585.39	4,201.39	1,999,420.00	(165.39)
166252	31359MEL3	108	FNMA - BULLET	6/3/2016	6/1/2017		0.690%	1.394%	3,000,000	2,979,270.00	17,135.00	2,995,770.00	16,500.00
168543	89233GT22	108	CP - TOYOTA MOTOR	3/13/2017	6/2/2017		1.000%	1.002%	7,000,000	6,984,250.00	3,694.44	6,988,667.78	723.34
168739	313589GR8	108	FNMA D N	3/31/2017	6/9/2017		0.730%	0.731%	35,000,000	34,950,319.44	709.72	34,951,000.00	(29.16)
168233	89233GTC0	108	CP - TOYOTA MOTOR	1/31/2017	6/12/2017		0.900%	0.903%	2,100,000	2,093,070.00	3,150.00	2,096,052.00	(168.00)
168664	02665JTM2	108	CP - AMERICAN HONDA	3/24/2017	6/21/2017		0.980%	0.982%	22,900,000	22,844,518.39	4,987.11	22,851,566.50	2,061.00
168540	30229ATP4	108	CP - EXXON MOBIL	3/13/2017	6/23/2017		0.900%	0.902%	10,000,000	9,974,500.00	4,750.00	9,978,327.78	(922.22)
168464	89233GTS5	108	CP - TOYOTA MOTOR	3/2/2017	6/26/2017		1.040%	1.043%	8,000,000	7,973,191.11	6,933.33	7,982,035.56	1,911.12
168479	64105RU32	108	CP - NESTLE FINANCIA	3/3/2017	7/3/2017		0.850%	0.852%	10,300,000	10,270,330.28	7,052.64	10,272,327.33	(5,055.59)
168462	89233GU53	108	CP - TOYOTA MOTOR	3/2/2017	7/5/2017		1.060%	1.064%	10,000,000	9,963,194.44	8,833.33	9,972,555.56	527.79
168686	02665JU57	108	CP - AMERICAN HONDA	3/27/2017	7/5/2017		1.000%	1.003%	10,000,000	9,972,222.22	1,388.89	9,972,555.56	(1,055.55)
167741	912796KB4	108	TREASURY BILLS	11/28/2016	7/20/2017		0.620%	0.623%	44,000,000	43,822,680.00	93,964.44	43,897,920.00	(18,724.44)
168559	313313JP4	108	FFCB D N	3/15/2017	7/25/2017		0.825%	0.828%	10,000,000	9,969,750.00	3,895.83	9,975,500.00	1,854.17
166735	912828TG5	108	TREASURY NOTES	8/2/2016	7/31/2017		0.500%	0.587%	4,300,000	4,298,167.61	3,563.54	4,295,958.00	(2,209.61)
166859	313589JV6	108	FNMA D N	8/15/2016	7/31/2017		0.570%	0.573%	5,000,000	4,972,291.67	18,129.16	4,987,100.00	(3,320.83)
167757	912828TG5	108	TREASURY NOTES	11/29/2016	7/31/2017		0.500%	0.709%	25,000,000	24,974,065.06	20,718.23	24,976,500.00	2,434.94
167755	313397JZ5	108	FHLMC D N	11/29/2016	8/4/2017		0.600%	0.602%	48,700,000	48,498,706.67	99,835.00	48,568,510.00	(30,031.67)
168509	89233GV45	108	CP - TOYOTA MOTOR	3/8/2017	8/4/2017		1.100%	1.105%	1,100,000	1,094,991.94	806.67	1,095,836.81	38.20
166977	313313KC1	108	FFCB D N	8/30/2016	8/7/2017		0.660%	0.664%	5,000,000	4,968,650.00	19,616.67	4,986,200.00	(2,066.67)
168696	64105RVJ6	108	CP - NESTLE FINANCIA	3/28/2017	8/18/2017		1.020%	1.024%	10,000,000	9,959,483.33	1,133.33	9,957,913.89	(2,702.77)
167022	3133EGTG0	108	FFCB - BULLET	9/6/2016	9/6/2017		0.680%	0.680%	5,000,000	5,000,000.00	2,361.11	4,996,800.00	(3,200.00)
167233	313313LP1	108	FFCB D N	9/21/2016	9/11/2017		0.690%	0.695%	3,500,000	3,476,185.42	12,880.00	3,486,700.00	(2,365.42)
167105	3130A9F22	108	FHLB - BULLET	9/12/2016	9/12/2017		0.625%	0.640%	2,800,000	2,799,789.42	923.61	2,795,800.00	(3,989.42)
167524	313397ML2	108	FHLMC D N	10/31/2016	10/2/2017		0.630%	0.634%	21,000,000	20,876,520.00	55,860.00	20,907,600.00	(24,780.00)
167526	313589ML4	108	FNMA D N	10/31/2016	10/2/2017		0.640%	0.644%	20,000,000	19,880,533.40	54,044.11	19,912,000.00	(22,577.81)
167530	313589ML4	108	FNMA D N	10/31/2016	10/2/2017		0.640%	0.644%	22,000,000	21,868,586.67	59,448.89	21,903,200.00	(24,835.56)
168029	313397ML2	108	FHLMC D N	1/3/2017	10/2/2017		0.610%	0.613%	6,000,000	5,972,346.67	8,946.67	5,973,600.00	(7,693.34)
168253	46640PX24	108	CP - JP MORGAN	2/2/2017	10/2/2017		1.320%	1.332%	6,000,000	5,946,760.00	12,760.00	5,962,586.67	(3,066.67)
168593	313397ML2	108	FHLMC D N	3/16/2017	10/2/2017		0.900%	0.905%	5,000,000	4,975,000.00	2,000.00	4,978,000.00	1,000.00
168626	313397MM0	108	FHLMC D N	3/21/2017	10/3/2017		0.890%	0.894%	6,000,000	5,970,926.67	1,631.67	5,973,480.00	921.66

**MIAMI-DADE COUNTY**  
**REPORT WRITER**  
**AS OF DATE: March 31, 2017**  
**SORTING ORDER: FUND ICC#**

INVESTMENT NUMBER	CUSIP NUMBER	FUND NUMBER	DESCRIPTION	PURCHASE SET DATE	MATURITY DATE	CALL DATE	INTEREST RATE	YTM TRADING	SCHEDULED PAR VALUE	CURRENT BOOK VALUE	PERIOD END INTEREST ACCRL	MARKET VALUE	UNREALIZED GAIN/LOSS
168605	313397MN8	108	FHLMC D N	3/17/2017	10/4/2017		0.890%	0.894%	48,000,000	47,761,480.00	17,800.00	47,786,400.00	7,120.00
168738	912796KR9	108	TREASURY BILLS	3/31/2017	10/12/2017		0.880%	0.884%	36,000,000	35,828,400.00	880.00	35,828,640.00	(640.00)
164425	3134G7S77	108	FHLMC STEP UP	10/29/2015	10/29/2017	4/29/2017	1.125%	1.188%	10,000,000	9,993,775.65	47,500.00	9,936,000.00	(57,775.65)
167612	313397NS6	108	FHLMC D N	11/9/2016	11/1/2017		0.620%	0.624%	8,500,000	8,447,739.17	20,933.61	8,454,440.00	(14,232.78)
168558	313385NS1	108	FHLB D N	3/15/2017	11/1/2017		0.980%	0.986%	20,000,000	19,874,233.33	9,255.56	19,892,800.00	9,311.11
167627	313313NT1	108	FFCB D N	11/10/2016	11/2/2017		0.740%	0.745%	10,000,000	9,926,616.67	29,188.89	9,946,200.00	(9,605.56)
165412	3134G8MCO	108	FHLMC C I	2/24/2016	11/7/2017	5/7/2017	0.850%	0.850%	2,000,000	2,000,000.00	6,800.00	2,000,020.00	20.00
165413	3134G8MCO	108	FHLMC C I	2/24/2016	11/7/2017	5/7/2017	0.850%	0.850%	4,000,000	4,000,000.00	13,600.00	4,000,040.00	40.00
168508	313385NZ5	108	FHLB D N	3/8/2017	11/8/2017		0.900%	0.906%	5,000,000	4,969,375.00	3,000.00	4,972,300.00	(75.00)
168536	912796KX6	108	TREASURY BILLS	3/13/2017	11/9/2017		0.900%	0.905%	15,000,000	14,909,625.00	7,125.00	14,918,100.00	1,350.00
168461	313397PB1	108	FHLMC D N	3/2/2017	11/10/2017		0.845%	0.850%	12,000,000	11,928,738.33	8,450.00	11,932,920.00	(4,268.33)
164600	3130A6SA6	108	FHLB - BULLET	11/17/2015	11/17/2017		0.940%	0.940%	2,000,000	2,000,000.00	6,997.78	1,998,720.00	(1,280.00)
167722	313381B20	108	FHLB - BULLET	11/23/2016	12/8/2017		0.750%	0.898%	6,000,000	5,991,034.11	14,125.00	5,986,440.00	(4,594.11)
168503	313397QJ3	108	FHLMC D N	3/8/2017	12/11/2017		0.900%	0.906%	25,000,000	24,826,250.00	15,000.00	24,835,500.00	(5,750.00)
168478	313313QK7	108	FFCB D N	3/3/2017	12/12/2017		0.960%	0.967%	12,000,000	11,909,120.00	9,280.00	11,920,680.00	2,280.00
168531	3137EADX4	108	FHLMC - BULLET	3/10/2017	12/15/2017		1.000%	1.013%	10,000,000	10,022,611.11	29,444.44	9,998,800.00	(200.00)
168535	912828G79	108	TREASURY NOTES	3/13/2017	12/15/2017		1.000%	1.031%	16,000,000	16,034,931.32	47,032.97	16,000,000.00	3,750.00
166734	3133EGGP4	108	FFCB - BULLET	8/2/2016	12/20/2017		0.700%	0.738%	4,600,000	4,598,242.71	9,033.89	4,590,110.00	(8,132.71)
168094	3130AAKJ6	108	FHLB - BULLET	1/9/2017	1/9/2018		0.875%	0.920%	11,000,000	10,995,083.00	21,923.61	10,993,730.00	(1,353.00)
167084	3130A8SE4	108	FHLB - BULLET	9/8/2016	1/19/2018		0.750%	0.750%	3,700,000	3,700,000.00	5,550.00	3,694,376.00	(5,624.00)
168544	313313ST6	108	FFCB D N	3/13/2017	2/6/2018		1.100%	1.111%	6,000,000	5,939,500.00	3,483.33	5,949,540.00	6,556.67
168510	313385TX4	108	FHLB D N	3/8/2017	3/6/2018		1.050%	1.061%	5,000,000	4,947,062.50	3,500.00	4,953,200.00	2,637.50
167613	3133EGE68	108	FFCB - BULLET	11/9/2016	3/8/2018		0.800%	0.800%	8,000,000	8,000,000.00	4,088.90	7,974,960.00	(25,040.00)
168740	313313UE6	108	FFCB D N	3/31/2017	3/13/2018		1.090%	1.102%	15,000,000	14,842,404.17	454.17	14,856,600.00	13,741.66
168601	3130AAYM4	108	FHLB - BULLET	3/17/2017	3/14/2018		1.125%	1.132%	7,290,000	7,290,173.14	3,872.82	7,289,416.80	(72.90)
168638	313313UH9	108	FFCB D N	3/22/2017	3/16/2018		1.060%	1.071%	7,000,000	6,926,006.08	2,061.11	6,932,520.00	4,452.81
167082	3137EAEA3	108	FHLMC C I	9/8/2016	4/9/2018		0.750%	0.760%	5,000,000	4,999,244.29	17,916.68	4,980,250.00	(18,994.29)
168532	3133ECL44	108	FFCB C I	3/10/2017	4/11/2018	4/7/2017	1.000%	1.176%	4,000,000	4,008,955.56	18,888.89	3,993,360.00	960.00
167108	3133EGUA1	108	FFCB - BULLET	9/12/2016	4/12/2018		0.790%	0.790%	4,300,000	4,300,000.00	15,947.03	4,284,649.00	(15,351.00)
167309	3133EGUA1	108	FFCB - BULLET	9/29/2016	4/12/2018		0.790%	0.801%	4,000,000	3,999,376.00	14,834.44	3,985,720.00	(13,656.00)
168182	3130AAQ84	108	FHLB C I	1/27/2017	4/27/2018	7/23/2017	1.000%	1.000%	5,000,000	5,000,000.00	8,888.89	4,991,650.00	(8,350.00)
164428	3136G2RK5	108	FNMA STEP UP	10/29/2015	4/29/2018	4/29/2017	1.375%	1.375%	5,000,000	5,000,000.00	29,027.78	4,968,800.00	(31,200.00)
168261	3135G0WM1	108	FNMA C I	2/3/2017	4/30/2018	4/30/2017	1.000%	1.008%	5,000,000	5,012,416.67	20,972.23	4,996,850.00	(2,650.00)
166330	46513CLY0	108	JUBILEE ISSUE BONDS	6/15/2016	6/1/2018		1.620%	1.620%	22,000,000	22,000,000.00	147,442.19	21,902,540.00	(97,460.00)
167107	3130A96A4	108	FHLB C I	9/15/2016	6/15/2018	6/15/2017	1.000%	1.000%	4,400,000	4,400,000.00	12,955.56	4,380,772.00	(19,228.00)
167002	3134G92H9	108	FHLMC - BULLET	8/31/2016	7/27/2018		0.850%	0.880%	4,000,000	3,998,212.09	6,044.44	3,983,320.00	(14,892.09)
168548	3134GAGS7	108	FHLMC C I	3/13/2017	8/23/2018	5/23/2017	1.040%	1.314%	3,000,000	2,990,033.33	3,293.33	2,990,670.00	2,370.00
166925	3134GAE65	108	FHLMC STEP UP	8/24/2016	8/24/2018	5/24/2017	1.250%	1.250%	2,210,000	2,210,000.00	2,839.24	2,174,883.10	(35,116.90)
167296	3134GAMD3	108	FHLMC C I	9/28/2016	9/28/2018	4/7/2017	1.050%	1.050%	3,947,000	3,947,000.00	345.36	3,935,514.23	(11,485.77)
167663	3133EGJ48	108	FFCB - BULLET	11/16/2016	11/16/2018		0.890%	0.940%	4,000,000	3,996,040.00	13,350.00	3,973,400.00	(22,640.00)
166974	3134G92B2	108	FHLMC C I	8/30/2016	1/30/2019	7/30/2018	0.950%	1.014%	4,600,000	4,594,227.44	7,404.72	4,560,302.00	(33,925.44)
165584	3136G2ZF7	108	FNMA C I	3/15/2016	2/26/2019	5/26/2017	1.200%	1.300%	4,500,000	4,491,205.34	5,250.00	4,478,535.00	(12,670.34)
165601	3136G2ZG5	108	FNMA C I	3/16/2016	8/26/2019	5/26/2017	1.300%	1.374%	4,750,000	4,741,409.97	6,003.47	4,693,380.00	(48,029.97)
166973	3134GAFY5	108	FHLMC C I	8/30/2016	8/28/2019	5/28/2017	1.300%	1.300%	6,200,000	6,200,000.00	7,388.33	6,147,486.00	(52,514.00)
167699	3133EGJ30	108	FFCB - BULLET	11/18/2016	11/18/2019		1.100%	1.100%	6,000,000	6,000,000.00	24,383.33	5,935,980.00	(64,020.00)
165724	3134G8TX7	108	FHLMC C I	3/30/2016	12/30/2019	4/7/2017	1.375%	1.375%	5,250,000	5,250,000.00	200.52	5,200,807.50	(49,192.50)
167001	3136G3Z32	108	FNMA C I	8/31/2016	2/24/2020	4/7/2017	1.200%	1.229%	4,690,000	4,685,966.31	5,784.33	4,622,604.70	(63,361.61)
166976	3135G0N66	108	FNMA C I	8/30/2016	8/24/2020	5/24/2017	1.400%	1.413%	7,800,000	7,796,579.79	11,223.33	7,699,536.00	(97,043.79)
166957	3136G3U86	108	FNMA C I	8/26/2016	8/25/2020	8/25/2017	1.300%	1.300%	1,950,000	1,950,000.00	2,535.00	1,901,055.00	(48,945.00)
166975	3136G33E3	108	FNMA C I	8/30/2016	8/28/2020	8/28/2017	1.250%	1.276%	3,020,000	3,017,358.79	3,460.42	2,949,362.20	(67,996.59)
168031	3136G0W72	108	FNMA C I	1/3/2017	10/29/2020	4/29/2017	1.550%	1.955%	4,100,000	4,050,412.78	26,832.22	3,990,776.00	(48,339.00)
167845	3130A9ZQ7	108	FHLB C I	12/9/2016	2/26/2021	5/26/2017	1.500%	1.810%	4,300,000	4,247,776.50	21,679.17	4,202,433.00	(43,731.00)
166137	3136G3QU2	108	FNMA C I	5/25/2016	5/25/2021	5/25/2017	1.750%	1.750%	5,200,000	5,200,000.00	31,850.00	5,144,204.00	(55,796.00)
167913	3136GHW67	108	FNMA C I	12/16/2016	6/16/2021	6/16/2017	2.000%	2.035%	4,650,000	4,643,025.00	27,125.00	4,643,025.00	0.00

**MIAMI-DADE COUNTY**  
**REPORT WRITER**  
**AS OF DATE: March 31, 2017**  
**SORTING ORDER: FUND ICC#**

INVESTMENT NUMBER	CUSIP NUMBER	FUND NUMBER	DESCRIPTION	PURCHASE SET DATE	MATURITY DATE	CALL DATE	INTEREST RATE	YTM TRADING	SCHEDULED PAR VALUE	CURRENT BOOK VALUE	PERIOD END INTEREST ACCRL	MARKET VALUE	UNREALIZED GAIN/LOSS
166972	3136G3A70	108	FNMA C I	8/30/2016	7/27/2021	4/27/2017	1.500%	1.526%	6,600,000	6,592,445.17	17,600.00	6,443,184.00	(149,261.17)
166801	3136G3X83	108	FNMA C I	8/24/2016	8/24/2021	5/24/2017	1.550%	1.550%	4,390,000	4,390,000.00	6,993.51	4,246,534.80	(143,465.20)
166958	3136G33A1	108	FNMA C I	8/30/2016	8/24/2021	5/24/2017	1.600%	1.600%	5,725,000	5,725,000.00	9,414.44	5,599,794.25	(125,205.75)
166802	3134G95L7	108	FHLMC C I	8/25/2016	8/25/2021	5/25/2017	1.600%	1.600%	7,000,000	7,000,000.00	11,200.00	6,771,800.00	(228,200.00)
166805	3134GAAE4	108	FHLMC C I	8/25/2016	8/25/2021	5/25/2017	1.625%	1.625%	6,100,000	6,100,000.00	9,912.50	5,886,317.00	(213,683.00)
167023	3136G35Q4	108	FNMA C I	9/15/2016	9/15/2021	6/15/2017	1.550%	1.571%	5,600,000	5,594,958.16	3,857.78	5,418,784.00	(176,174.16)
167025	3136G35G6	108	FNMA C I	9/23/2016	9/23/2021	6/23/2017	1.550%	1.560%	6,300,000	6,297,163.96	2,170.00	6,120,891.00	(176,272.96)
167329	3136G4DE0	108	FNMA C I	9/30/2016	9/29/2021	9/29/2017	1.450%	1.450%	8,000,000	8,000,000.00	644.44	7,734,000.00	(266,000.00)
167718	3130AAAD0	108	FHLB C I	11/28/2016	11/24/2021	5/24/2017	2.050%	2.050%	7,350,000	7,350,000.00	51,480.63	7,291,861.50	(58,138.50)
167720	3134GAYJ7	108	FHLMC C I	11/30/2016	11/24/2021	5/24/2017	1.750%	1.750%	5,540,000	5,540,000.00	32,585.97	5,432,690.20	(107,309.80)
167719	3136G4GY3	108	FNMA C I	11/30/2016	11/26/2021	5/26/2017	1.850%	1.850%	3,600,000	3,600,000.00	22,385.00	3,533,220.00	(66,780.00)
167862	3134GAZD9	108	FHLMC C I	12/13/2016	12/13/2021	6/13/2017	2.000%	2.000%	5,000,000	5,000,000.00	30,000.00	4,937,400.00	(62,600.00)
167919	3134GAC51	108	FHLMC C I	12/20/2016	12/20/2021	6/20/2017	2.420%	2.420%	10,000,000	10,000,000.00	67,894.44	10,000,800.00	800.00
167817	3130AAEF1	108	FHLB C I	12/23/2016	12/23/2021	6/23/2017	2.150%	2.150%	8,000,000	8,000,000.00	46,822.22	7,986,320.00	(13,680.00)
167818	3136G4JL8	108	FNMA C I	12/29/2016	12/29/2021	6/29/2017	2.100%	2.100%	6,000,000	6,000,000.00	32,200.00	5,944,080.00	(55,920.00)
168013	3134GAZR8	108	FHLMC C I	12/30/2016	12/30/2021	6/30/2017	2.050%	2.177%	5,000,000	4,970,000.00	25,909.72	4,970,950.00	950.00
<b>108 Total</b>									<b>1,225,761,062</b>	<b>1,222,190,076.29</b>	<b>2,226,013.57</b>	<b>1,220,106,718.45</b>	<b>(3,042,770.12)</b>
151198	WACHOVIA8	109	WELLS FARGO BANK INT	3/1/2012	4/1/2017		0.020%	0.020%	0	0.00	0.05	0.00	0.00
165749	31607A703	109	FIDELITY GOV MMKT FU	3/30/2016	4/1/2017		0.536%	0.536%	31,223,956	31,223,956.35	-0.01	31,223,956.35	0.00
165774	825252885	109	AIM MMKT FUND 9922	4/5/2016	4/1/2017		0.256%	0.256%	0	0.00	0.01	0.00	0.00
166130	313589DW0	109	FNMA D N	5/24/2016	4/3/2017		0.650%	0.654%	3,700,000	3,679,023.06	20,843.33	3,700,000.00	133.61
166269	313589DW0	109	FNMA D N	6/8/2016	4/3/2017		0.550%	0.553%	4,100,000	4,081,270.97	18,603.75	4,100,000.00	125.28
166425	313589DW0	109	FNMA D N	6/28/2016	4/3/2017		0.425%	0.426%	16,050,000	15,997,135.31	52,485.73	16,050,000.00	378.96
167723	48306AR33	109	CP - KAISER FOUNDATI	11/23/2016	4/3/2017		0.948%	0.951%	4,260,000	4,245,309.07	14,466.64	4,259,787.00	11.29
166185	313589DX8	109	FNMA D N	5/27/2016	4/4/2017		0.620%	0.623%	3,100,000	3,083,342.67	16,497.16	3,099,938.00	98.17
166305	313397DX6	109	FHLMC D N	6/13/2016	4/4/2017		0.530%	0.532%	4,600,000	4,580,021.94	19,774.89	4,599,908.00	111.17
160395	3133EDUE0	109	FFCB - BULLET	9/5/2014	4/5/2017		0.850%	0.860%	2,000,000	1,999,904.03	8,311.11	2,000,040.00	135.97
166184	313589DY6	109	FNMA D N	5/27/2016	4/5/2017		0.620%	0.623%	8,365,000	8,319,908.00	44,515.74	8,364,665.40	241.66
166268	313589DY6	109	FNMA D N	6/8/2016	4/5/2017		0.550%	0.553%	4,700,000	4,678,386.53	21,326.25	4,699,812.00	99.22
166380	313397DY4	109	FHLMC D N	6/22/2016	4/5/2017		0.515%	0.517%	2,000,000	1,991,788.61	8,096.95	1,999,920.00	34.44
168333	48306AR58	109	CP - KAISER FOUNDATI	2/14/2017	4/5/2017		0.850%	0.851%	5,000,000	4,994,097.22	5,430.56	4,999,500.00	(27.78)
166267	313589DZ3	109	FNMA D N	6/8/2016	4/6/2017		0.550%	0.553%	5,400,000	5,375,085.00	24,502.50	5,399,676.00	88.50
166304	313397DZ1	109	FHLMC D N	6/13/2016	4/6/2017		0.530%	0.532%	4,400,000	4,380,761.00	18,915.11	4,399,736.00	59.89
166567	313313DZ8	109	FFCB D N	7/14/2016	4/6/2017		0.520%	0.522%	19,250,000	19,176,037.22	72,572.50	19,248,845.00	235.28
168698	313385EA0	109	FHLB D N	3/28/2017	4/7/2017		0.700%	0.700%	14,478,000	14,475,184.83	1,126.07	14,476,841.76	530.86
166450	313397ED9	109	FHLMC D N	6/30/2016	4/10/2017		0.430%	0.431%	1,600,000	1,594,572.44	5,255.56	1,599,792.00	(36.00)
166590	313397ED9	109	FHLMC D N	7/18/2016	4/10/2017		0.490%	0.492%	1,800,000	1,793,483.00	6,296.50	1,799,766.00	(13.50)
166449	313397EE7	109	FHLMC D N	6/30/2016	4/11/2017		0.430%	0.431%	2,000,000	1,993,191.67	6,569.44	1,999,700.00	(61.11)
168551	30229AR87	109	CP - EXXON MOBIL	3/14/2017	4/11/2017		0.820%	0.821%	3,569,000	3,566,723.77	1,463.29	3,568,107.75	(79.31)
166451	313397EF4	109	FHLMC D N	6/30/2016	4/12/2017		0.430%	0.431%	1,550,000	1,544,705.03	5,091.32	1,549,736.50	(59.85)
166589	313397EF4	109	FHLMC D N	7/18/2016	4/12/2017		0.490%	0.492%	1,800,000	1,793,434.00	6,296.50	1,799,694.00	(36.50)
168714	313385EG7	109	FHLB D N	3/29/2017	4/13/2017		0.720%	0.720%	1,000,000	999,700.00	60.00	999,810.00	50.00
166599	313397EH0	109	FHLMC D N	7/19/2016	4/14/2017		0.490%	0.492%	2,800,000	2,789,748.11	9,756.45	2,799,412.00	(92.56)
167286	46640PRJ4	109	CP - JP MORGAN	9/27/2016	4/18/2017		1.000%	1.006%	3,200,000	3,181,955.56	16,533.33	3,198,640.00	151.11
168198	48306ARK5	109	CP - KAISER FOUNDATI	1/26/2017	4/19/2017		0.980%	0.982%	4,411,000	4,401,033.59	7,805.02	4,409,015.05	176.44
168465	46640PRK1	109	CP - JP MORGAN	3/2/2017	4/19/2017		0.830%	0.831%	6,000,000	5,993,360.00	4,150.00	5,997,300.00	(210.00)
159195	3135G0ZB2	109	FNMA - BULLET	4/29/2014	4/20/2017		0.750%	0.912%	2,200,000	2,198,281.92	7,379.17	2,199,956.00	1,674.08
159329	3135G0ZB2	109	FNMA - BULLET	5/14/2014	4/20/2017		0.750%	0.810%	2,000,000	1,999,412.43	6,708.33	1,999,960.00	547.57
168727	912796KT5	109	TREASURY BILLS	3/30/2017	4/20/2017		0.705%	0.705%	3,797,000	3,795,438.48	148.72	3,795,709.02	121.82
162650	3133EEZR4	109	FFCB - BULLET	4/21/2015	4/21/2017		0.600%	0.600%	2,000,000	2,000,000.00	5,333.33	1,999,760.00	(240.00)
162676	3133EEZR4	109	FFCB - BULLET	4/23/2015	4/21/2017		0.600%	0.651%	2,000,000	1,999,503.43	5,333.33	1,999,760.00	256.57
168123	02665JRW5	109	CP - AMERICAN HONDA	1/13/2017	4/24/2017		0.930%	0.932%	7,000,000	6,981,735.83	14,105.00	6,995,975.00	134.17
162022	3133ECMM3	109	FFCB - BULLET	2/4/2015	4/25/2017		0.600%	0.680%	2,000,000	1,999,209.94	5,200.00	1,999,720.00	510.06
167915	89233GRT5	109	CP - TOYOTA MOTOR	12/16/2016	4/27/2017		1.010%	1.014%	4,000,000	3,985,186.67	11,895.55	3,997,400.00	317.78

**MIAMI-DADE COUNTY**  
**REPORT WRITER**  
**AS OF DATE: March 31, 2017**  
**SORTING ORDER: FUND ICC#**

INVESTMENT NUMBER	CUSIP NUMBER	FUND NUMBER	DESCRIPTION	PURCHASE SET DATE	MATURITY DATE	CALL DATE	INTEREST RATE	YTM TRADING	SCHEDULED PAR VALUE	CURRENT BOOK VALUE	PERIOD END INTEREST ACCRL	MARKET VALUE	UNREALIZED GAIN/LOSS
165864	3130A7TT2	109	FHLB C I	4/28/2016	4/28/2017	4/7/2017	0.650%	0.650%	2,500,000	2,500,000.00	6,906.25	2,499,725.00	(275.00)
165713	912828K66	109	TREASURY NOTES	3/28/2016	4/30/2017		0.500%	0.709%	3,500,000	3,496,413.71	7,348.07	3,499,580.00	3,166.29
168420	90328AS12	109	CP - USAA CAPITAL	2/27/2017	5/1/2017		0.630%	0.631%	11,000,000	10,987,872.50	6,352.50	10,991,750.00	(2,475.00)
167043	313397FC0	109	FHLMC D N	9/6/2016	5/3/2017		0.480%	0.482%	1,355,000	1,350,682.07	3,739.80	1,354,173.45	(248.42)
166692	313397FE6	109	FHLMC D N	7/28/2016	5/5/2017		0.500%	0.502%	1,600,000	1,593,755.56	5,488.88	1,598,960.00	(284.44)
166691	313397FH9	109	FHLMC D N	7/28/2016	5/8/2017		0.500%	0.502%	1,800,000	1,792,900.00	6,175.00	1,798,722.00	(353.00)
167044	313397FK2	109	FHLMC D N	9/6/2016	5/10/2017		0.480%	0.482%	1,626,000	1,620,666.72	4,487.76	1,624,780.50	(373.98)
168171	48306ASA6	109	CP - KAISER FOUNDATI	1/23/2017	5/10/2017		1.030%	1.033%	9,359,000	9,330,348.46	18,208.46	9,349,874.98	1,318.06
168351	48306ASA6	109	CP - KAISER FOUNDATI	2/16/2017	5/10/2017		0.950%	0.952%	3,500,000	3,492,334.03	4,063.89	3,496,587.50	189.58
167214	313589FM0	109	FNMA D N	9/19/2016	5/12/2017		0.510%	0.512%	3,500,000	3,488,347.92	9,619.16	3,497,235.00	(732.08)
167212	313589FR9	109	FNMA D N	9/19/2016	5/16/2017		0.510%	0.512%	3,700,000	3,687,472.42	10,168.83	3,696,781.00	(860.25)
159382	3133EDLV2	109	FFCB - BULLET	5/22/2014	5/22/2017		0.850%	0.850%	2,000,000	2,000,000.00	6,091.67	2,000,260.00	260.00
162877	3133EEN48	109	FFCB - BULLET	5/22/2015	5/22/2017		0.625%	0.625%	2,000,000	2,000,000.00	4,479.17	1,999,640.00	(360.00)
168215	02665JSN1	109	CP - AMERICAN HONDA	1/27/2017	5/22/2017		0.900%	0.903%	5,400,000	5,384,475.00	8,640.00	5,393,115.00	0.00
168374	64105RSP6	109	CP - NESTLE FINANCIA	2/17/2017	5/23/2017		0.790%	0.792%	6,500,000	6,486,449.31	6,133.47	6,491,550.00	(1,032.78)
160043	3130A1NN4	109	FHLB - BULLET	7/29/2014	5/24/2017		0.875%	0.930%	1,000,000	999,732.62	3,086.81	1,000,120.00	387.38
168177	02665JSS0	109	CP - AMERICAN HONDA	1/24/2017	5/26/2017		1.000%	1.003%	5,629,000	5,609,923.94	10,476.20	5,621,260.13	859.99
163474	3130A5EP0	109	FHLB - BULLET	7/21/2015	5/30/2017		0.625%	0.715%	1,000,000	999,559.94	2,100.69	999,710.00	150.06
166251	31359MEL3	109	FNMA - BULLET	6/3/2016	6/1/2017		0.690%	1.394%	5,000,000	4,965,450.00	28,558.33	4,992,950.00	27,500.00
168256	89233GT22	109	CP - TOYOTA MOTOR	2/2/2017	6/2/2017		0.800%	0.802%	2,134,000	2,128,309.33	2,750.49	2,130,545.29	(514.53)
159491	3133EDMV1	109	FFCB - BULLET	6/5/2014	6/5/2017		0.800%	0.866%	1,800,000	1,799,423.31	4,640.00	1,800,126.00	702.69
159634	3133ECKV5	109	FFCB - BULLET	6/17/2014	6/5/2017		0.700%	1.000%	1,000,000	998,538.98	2,255.56	999,900.00	1,361.02
165996	3130A7Z99	109	FHLB C I	5/11/2016	6/5/2017	4/7/2017	0.700%	0.700%	3,610,000	3,610,000.00	8,142.56	3,609,278.00	(722.00)
168550	30229AT66	109	CP - EXXON MOBIL	3/14/2017	6/6/2017		0.910%	0.912%	8,000,000	7,983,013.33	3,640.00	7,986,213.33	(440.00)
152261	3133EATE8	109	FFCB - BULLET	6/22/2012	6/8/2017		0.900%	0.940%	4,000,000	3,999,224.86	11,300.00	4,000,680.00	1,455.14
159635	313379FW4	109	FHLB - BULLET	6/17/2014	6/9/2017		1.000%	1.001%	3,565,000	3,564,976.28	11,091.11	3,565,998.20	1,021.92
168321	89233GT97	109	CP - TOYOTA MOTOR	2/13/2017	6/9/2017		0.850%	0.852%	5,200,000	5,185,757.78	5,770.55	5,190,631.33	(897.00)
167422	46640PTC7	109	CP - JP MORGAN	10/17/2016	6/12/2017		1.020%	1.027%	2,500,000	2,483,141.67	11,758.33	2,495,300.00	400.00
168666	89233GTD8	109	CP - TOYOTA MOTOR	3/24/2017	6/13/2017		0.970%	0.972%	2,000,000	1,995,635.00	431.11	1,996,187.78	121.67
167404	313397GW5	109	FHLMC D N	10/14/2016	6/14/2017		0.470%	0.471%	5,625,000	5,607,154.69	12,410.94	5,616,562.50	(3,003.13)
167405	313313GX0	109	FFCB D N	10/14/2016	6/15/2017		0.525%	0.527%	2,000,000	1,992,883.33	4,929.17	1,996,960.00	(852.50)
168244	48306ATF4	109	CP - KAISER FOUNDATI	2/1/2017	6/15/2017		1.040%	1.044%	5,022,000	5,002,559.28	8,559.72	5,012,165.25	1,046.25
167423	313397HB0	109	FHLMC D N	10/17/2016	6/19/2017		0.490%	0.492%	2,300,000	2,292,330.14	5,196.72	2,296,320.00	(1,206.86)
167946	64105RTH6	109	CP - NESTLE FINANCIA	12/21/2016	6/19/2017		0.950%	0.955%	3,600,000	3,582,900.00	9,595.00	3,592,574.00	79.00
167421	313397HC8	109	FHLMC D N	10/17/2016	6/20/2017		0.490%	0.492%	3,000,000	2,989,955.00	6,778.33	2,995,140.00	(1,593.33)
168081	313589HE6	109	FNMA D N	1/9/2017	6/22/2017		0.550%	0.551%	3,300,000	3,291,731.67	4,134.17	3,294,489.00	(1,376.84)
160499	3130A2Z33	109	FHLB - BULLET	9/9/2014	6/29/2017		1.000%	1.040%	1,000,000	999,805.56	2,555.56	1,000,370.00	564.44
159755	3133EDPQ9	109	FFCB - BULLET	7/3/2014	7/3/2017		0.900%	0.900%	800,000	800,000.00	1,760.00	799,824.00	(176.00)
166704	313589HR7	109	FNMA D N	7/29/2016	7/3/2017		0.550%	0.553%	10,000,000	9,948,208.30	37,583.36	9,980,300.00	(5,491.66)
166705	313589HR7	109	FNMA D N	7/29/2016	7/3/2017		0.550%	0.553%	15,000,000	14,922,312.50	56,375.00	14,970,450.00	(8,237.50)
167141	313589HR7	109	FNMA D N	9/13/2016	7/3/2017		0.550%	0.552%	3,556,000	3,540,081.96	10,865.56	3,548,994.68	(1,952.84)
167554	313397HR5	109	FHLMC D N	11/2/2016	7/3/2017		0.530%	0.532%	4,000,000	3,985,690.00	8,833.33	3,992,120.00	(2,403.33)
166723	313589HT3	109	FNMA D N	8/1/2016	7/5/2017		0.550%	0.553%	1,398,000	1,390,780.88	5,190.08	1,395,190.02	(780.94)
167285	313397HU8	109	FHLMC D N	9/27/2016	7/6/2017		0.510%	0.512%	3,300,000	3,286,816.50	8,695.50	3,293,268.00	(2,244.00)
160114	3133EDSE3	109	FFCB - BULLET	8/11/2014	7/11/2017		0.950%	0.950%	3,000,000	3,000,000.00	6,333.33	2,999,880.00	(120.00)
160296	3133EDSE3	109	FFCB - BULLET	8/21/2014	7/11/2017		0.950%	0.960%	3,000,000	2,999,851.56	6,333.33	2,999,880.00	28.44
159886	3133EDQM7	109	FFCB - BULLET	7/17/2014	7/17/2017		1.000%	1.000%	2,000,000	2,000,000.00	4,111.11	2,001,020.00	1,020.00
163680	3133EE4K3	109	FFCB - BULLET	7/29/2015	7/21/2017		0.720%	0.790%	2,000,000	1,999,317.84	2,800.00	1,999,220.00	(97.84)
168254	89233GUM6	109	CP - TOYOTA MOTOR	2/2/2017	7/21/2017		0.900%	0.904%	3,500,000	3,485,212.50	5,075.00	3,488,776.67	(1,510.83)
160500	3134G3ZH6	109	FHLMC - BULLET	9/9/2014	7/25/2017		1.000%	1.070%	1,000,000	999,660.57	1,833.33	1,000,440.00	779.43
166653	3130A8TB9	109	FHLB C I	7/26/2016	7/26/2017	4/26/2017	0.690%	0.690%	3,000,000	3,000,000.00	3,737.50	2,998,050.00	(1,950.00)
159716	3137EADJ5	109	FHLMC - BULLET	6/23/2014	7/28/2017		1.000%	1.010%	1,000,000	999,950.66	1,750.00	1,000,360.00	409.34
160056	3137EADJ5	109	FHLMC - BULLET	7/29/2014	7/28/2017		1.000%	1.000%	2,000,000	2,000,000.00	3,500.00	2,000,720.00	720.00
167546	313589JW4	109	FNMA D N	11/1/2016	8/1/2017		0.565%	0.567%	1,350,000	1,344,215.81	3,199.31	1,346,449.50	(965.62)

**MIAMI-DADE COUNTY**  
**REPORT WRITER**  
**AS OF DATE: March 31, 2017**  
**SORTING ORDER: FUND ICC#**

INVESTMENT NUMBER	CUSIP NUMBER	FUND NUMBER	DESCRIPTION	PURCHASE SET DATE	MATURITY DATE	CALL DATE	INTEREST RATE	YTM TRADING	SCHEDULED PAR VALUE	CURRENT BOOK VALUE	PERIOD END INTEREST ACCRL	MARKET VALUE	UNREALIZED GAIN/LOSS
167545	313589JY0	109	FNMA D N	11/1/2016	8/3/2017		0.565%	0.567%	1,320,000	1,314,302.92	3,128.21	1,316,462.40	(968.73)
167802	313385JY3	109	FHLB D N	12/5/2016	8/3/2017		0.670%	0.673%	2,210,000	2,200,087.54	4,812.27	2,204,077.20	(822.61)
167626	313397KC4	109	FHLMC D N	11/10/2016	8/7/2017		0.575%	0.577%	2,300,000	2,290,081.25	5,216.53	2,293,652.00	(1,645.78)
160222	3133EDSU7	109	FFCB - BULLE	8/15/2014	8/15/2017		1.000%	1.000%	2,000,000	2,000,000.00	2,555.56	2,000,580.00	580.00
167543	313589KN2	109	FNMA D N	11/1/2016	8/17/2017		0.590%	0.593%	1,450,000	1,443,132.24	3,588.35	1,445,679.00	(1,041.59)
167981	313397KS9	109	FHLMC D N	12/28/2016	8/21/2017		0.560%	0.562%	1,800,000	1,793,392.00	2,632.00	1,794,474.00	(1,550.00)
167970	313397KV2	109	FHLMC D N	12/27/2016	8/24/2017		0.580%	0.582%	3,600,000	3,586,080.00	5,510.00	3,588,696.00	(2,894.00)
158973	3135G0MZ3	109	FNMA - BULLET	4/8/2014	8/28/2017		0.875%	1.100%	2,000,000	1,997,827.79	1,604.17	1,999,560.00	1,732.21
159330	3135G0MZ3	109	FNMA - BULLET	5/14/2014	8/28/2017		0.875%	0.970%	2,000,000	1,999,077.53	1,604.17	1,999,560.00	482.47
167982	313397LB5	109	FHLMC D N	12/28/2016	8/30/2017		0.580%	0.582%	1,600,000	1,593,684.44	2,423.11	1,594,768.00	(1,339.55)
168010	313397LD1	109	FHLMC D N	12/29/2016	9/1/2017		0.590%	0.592%	1,400,000	1,394,355.67	2,133.83	1,395,016.00	(1,473.50)
157014	3133ECZ31	109	FFCB - BULLET	9/6/2013	9/6/2017		1.410%	1.436%	1,000,000	999,874.74	979.17	1,002,600.00	2,725.26
167578	313313LJ5	109	FFCB D N	11/3/2016	9/6/2017		0.650%	0.654%	3,127,000	3,109,666.87	8,412.50	3,115,492.64	(2,586.73)
159482	313380EC7	109	FHLB - BULLET	5/30/2014	9/8/2017		0.750%	0.890%	1,480,000	1,478,979.54	709.17	1,478,668.00	(311.54)
162661	313380EC7	109	FHLB - BULLET	4/21/2015	9/8/2017		0.750%	0.750%	5,000,000	5,000,000.00	2,395.83	4,995,500.00	(4,500.00)
167603	3133EGE50	109	FFCB - BULLET	11/8/2016	9/8/2017		0.650%	0.668%	5,000,000	4,999,548.52	2,076.39	4,996,400.00	(3,148.52)
167579	313313LP1	109	FFCB D N	11/3/2016	9/11/2017		0.680%	0.684%	2,334,000	2,320,244.96	6,568.91	2,325,130.80	(1,683.07)
167689	313313LP1	109	FFCB D N	11/17/2016	9/11/2017		0.700%	0.704%	2,292,000	2,278,719.13	6,016.50	2,283,290.40	(1,445.23)
168040	313385LR5	109	FHLB D N	1/4/2017	9/13/2017		0.680%	0.683%	2,600,000	2,587,624.00	4,272.67	2,589,990.00	(1,906.67)
168037	912796KL2	109	TREASURY BILLS	1/4/2017	9/14/2017		0.685%	0.688%	5,000,000	4,975,929.86	8,277.08	4,980,500.00	(3,706.94)
168038	313397LW9	109	FHLMC D N	1/4/2017	9/18/2017		0.600%	0.603%	3,200,000	3,186,293.33	4,640.00	3,187,296.00	(3,637.33)
157186	3135G0PP2	109	FNMA - BULLET	9/24/2013	9/20/2017		1.000%	1.250%	3,000,000	2,996,345.02	916.67	3,000,180.00	3,834.98
167220	3130A9K59	109	FHLB - BULLET	9/21/2016	9/21/2017		0.680%	0.695%	4,000,000	3,999,699.18	755.56	3,995,360.00	(4,339.18)
160572	3133EDVU3	109	FFCB - BULLET	9/22/2014	9/22/2017		1.125%	1.133%	2,000,000	1,999,916.51	562.50	2,002,020.00	2,103.49
160480	3135G0ZL0	109	FNMA - BULLET	9/4/2014	9/27/2017		1.000%	1.130%	1,000,000	999,361.71	111.11	1,000,280.00	918.29
159328	3137EADL0	109	FHLMC - BULLET	5/14/2014	9/29/2017		1.000%	1.000%	2,000,000	1,999,997.03	111.11	2,000,440.00	442.97
160176	3137EADL0	109	FHLMC - BULLET	8/12/2014	9/29/2017		1.000%	1.060%	2,000,000	1,999,408.13	111.11	2,000,440.00	1,031.87
165466	3130A6K63	109	FHLB C I	2/29/2016	9/29/2017	6/29/2017	0.750%	0.877%	1,000,000	999,366.78	41.67	998,990.00	(376.78)
167435	313589ML4	109	FNMA D N	10/18/2016	10/2/2017		0.640%	0.644%	4,325,000	4,298,165.78	12,686.67	4,305,970.00	(4,882.45)
167542	313589ML4	109	FNMA D N	11/1/2016	10/2/2017		0.640%	0.644%	23,800,000	23,658,257.78	63,889.78	23,695,280.00	(26,867.56)
167544	313589ML4	109	FNMA D N	11/1/2016	10/2/2017		0.640%	0.644%	23,000,000	22,863,022.22	61,742.22	22,898,800.00	(25,964.44)
167577	313589ML4	109	FNMA D N	11/3/2016	10/2/2017		0.640%	0.644%	8,216,000	8,167,361.28	21,763.27	8,179,849.60	(9,274.95)
167655	313397ML2	109	FHLMC D N	11/15/2016	10/2/2017		0.660%	0.664%	5,000,000	4,970,575.00	12,558.33	4,978,000.00	(5,133.33)
168039	313397ML2	109	FHLMC D N	1/4/2017	10/2/2017		0.610%	0.613%	3,900,000	3,882,091.42	5,749.25	3,882,840.00	(5,000.67)
168252	313397ML2	109	FHLMC D N	2/2/2017	10/2/2017		0.650%	0.653%	10,000,000	9,956,305.56	10,472.22	9,956,000.00	(10,777.78)
168322	313397ML2	109	FHLMC D N	2/13/2017	10/2/2017		0.680%	0.683%	2,130,000	2,120,706.10	1,890.97	2,120,628.00	(1,969.07)
168606	313397MM0	109	FHLMC D N	3/17/2017	10/3/2017		0.890%	0.894%	7,370,000	7,333,559.44	2,733.04	7,337,424.60	1,132.12
168615	313397MM0	109	FHLMC D N	3/20/2017	10/3/2017		0.890%	0.894%	5,830,000	5,801,606.28	1,729.57	5,804,231.40	895.55
168649	36164JX33	109	CP - G. E. TREASURY	3/23/2017	10/3/2017		1.170%	1.177%	16,000,000	15,899,120.00	4,680.00	15,899,688.89	(4,111.11)
168665	313397MM0	109	FHLMC D N	3/24/2017	10/3/2017		0.890%	0.894%	1,605,000	1,597,341.92	317.43	1,597,905.90	246.55
165726	3134G8VQ9	109	FHLMC - BULLET	3/29/2016	10/4/2017		0.810%	0.826%	2,390,000	2,389,623.12	9,518.18	2,388,207.50	(1,415.62)
168713	313397MP3	109	FHLMC D N	3/29/2017	10/5/2017		0.870%	0.874%	2,135,000	2,125,196.79	154.79	2,125,456.55	104.97
159303	3135G0PQ0	109	FNMA - BULLET	5/12/2014	10/26/2017		0.875%	1.090%	5,000,000	4,989,523.83	18,836.81	4,996,400.00	6,876.17
164250	3130A6LZ8	109	FHLB - BULLET	10/9/2015	10/26/2017		0.625%	0.733%	1,000,000	998,944.01	2,690.97	998,050.00	(894.01)
167611	3130A6LZ8	109	FHLB - BULLET	11/9/2016	10/26/2017		0.625%	0.707%	4,200,000	4,197,629.92	11,302.09	4,191,810.00	(4,872.00)
164217	3134G7V24	109	FHLMC C I	10/27/2015	10/27/2017	4/7/2017	0.750%	0.750%	5,000,000	5,000,000.00	16,041.67	4,994,550.00	(5,450.00)
167295	3134G76E6	109	FHLMC C I	9/28/2016	11/2/2017	5/2/2017	0.800%	0.800%	6,000,000	6,000,000.00	19,866.67	5,995,860.00	(4,140.00)
168433	313397NX5	109	FHLMC D N	2/28/2017	11/6/2017		0.730%	0.734%	5,000,000	4,974,551.39	3,244.44	4,972,600.00	(5,195.83)
159483	3133EC2N3	109	FFCB - BULLET	5/30/2014	11/13/2017		0.780%	0.950%	1,500,000	1,497,505.60	4,485.00	1,498,695.00	1,189.40
157111	3133EAA32	109	FFCB - BULLET	9/13/2013	11/15/2017		0.900%	1.500%	1,000,000	994,222.34	3,400.00	999,900.00	5,677.66
160435	3130A2X76	109	FHLB - BULLET	9/2/2014	11/28/2017		1.150%	1.150%	2,000,000	2,000,000.00	7,858.33	2,001,720.00	1,720.00
159332	3137EADN6	109	FHLMC - BULLET	5/14/2014	1/12/2018		0.750%	1.160%	2,000,000	1,992,029.52	3,291.67	1,995,480.00	3,450.48
168315	3137EADN6	109	FHLMC - BULLET	2/10/2017	1/12/2018		0.750%	0.859%	6,500,000	6,497,291.67	10,697.92	6,485,310.00	(8,190.00)
164606	3134G3N63	109	FHLMC - BULLET	11/18/2015	1/17/2018		1.000%	1.000%	2,000,000	2,000,000.00	9,111.11	2,000,740.00	740.00

**MIAMI-DADE COUNTY**  
**REPORT WRITER**  
**AS OF DATE: March 31, 2017**  
**SORTING ORDER: FUND ICC#**

INVESTMENT NUMBER	CUSIP NUMBER	FUND NUMBER	DESCRIPTION	PURCHASE SET DATE	MATURITY DATE	CALL DATE	INTEREST RATE	YTM TRADING	SCHEDULED PAR VALUE	CURRENT BOOK VALUE	PERIOD END INTEREST ACCRL	MARKET VALUE	UNREALIZED GAIN/LOSS
168684	313313RX8	109	FFCB D N	3/27/2017	1/17/2018		1.030%	1.039%	11,700,000	11,600,914.00	1,673.75	11,609,793.00	7,205.25
168700	313313SG4	109	FFCB D N	3/28/2017	1/26/2018		1.030%	1.039%	5,000,000	4,956,511.10	572.22	4,960,250.00	3,166.68
168375	3135G0TG8	109	FNMA - BULLET	2/17/2017	2/8/2018		0.875%	0.915%	5,000,000	4,999,143.75	6,440.97	4,990,550.00	(7,500.00)
168448	313313TC2	109	FFCB D N	3/1/2017	2/15/2018		0.980%	0.989%	12,000,000	11,885,340.00	10,126.67	11,896,080.00	613.33
159331	3137EADP1	109	FHLMC - BULLET	5/14/2014	3/7/2018		0.875%	1.220%	2,000,000	1,993,294.87	1,166.67	1,995,480.00	2,185.13
168376	3137EADP1	109	FHLMC - BULLET	2/17/2017	3/7/2018		0.875%	0.925%	5,000,000	4,997,481.46	2,916.67	4,988,700.00	(8,781.46)
163427	3136G1GP8	109	FNMA - BULLET	7/16/2015	3/27/2018		1.000%	1.005%	3,000,000	2,999,844.79	333.33	2,996,250.00	(3,594.79)
168689	3130AB2A3	109	FHLB - BULLET	3/27/2017	3/27/2018		1.000%	1.072%	6,000,000	5,995,740.00	666.67	5,996,040.00	300.00
168271	3137EAEA3	109	FHLMC - BULLET	2/6/2017	4/9/2018		0.750%	0.948%	5,000,000	5,000,537.50	17,916.67	4,980,250.00	(8,100.00)
162304	3130A4GJ5	109	FHLB - BULLET	3/10/2015	4/25/2018		1.125%	1.130%	750,000	749,942.63	3,656.25	749,797.50	(145.13)
159381	3133EDLX8	109	FFCB - BULLET	5/21/2014	5/21/2018		1.320%	1.320%	2,000,000	2,000,000.00	9,533.33	2,004,580.00	4,580.00
166706	3136G3XC4	109	FNMA C I	7/29/2016	7/27/2018	4/7/2017	0.800%	0.901%	2,000,000	1,997,005.49	2,844.44	1,985,860.00	(11,145.49)
167305	3135G0L84	109	FNMA C I	9/28/2016	7/27/2018	4/27/2017	0.875%	0.902%	3,600,000	3,598,529.24	5,600.00	3,581,100.00	(17,429.24)
167335	3135G0L68	109	FNMA C I	9/30/2016	7/27/2018	7/27/2017	0.750%	0.850%	7,200,000	7,189,319.64	9,600.00	7,153,848.00	(35,471.64)
167061	3134GAGF5	109	FHLMC C I	9/13/2016	9/13/2018	6/13/2017	1.100%	1.100%	5,400,000	5,400,000.00	2,970.00	5,381,100.00	(18,900.00)
167336	3130A92L4	109	FHLB - BULLET	9/30/2016	9/18/2018		0.865%	0.871%	8,400,000	8,399,230.66	2,623.83	8,352,120.00	(47,110.66)
167308	3130A9JM4	109	FHLB - BULLET	9/29/2016	9/19/2018		0.850%	0.863%	4,500,000	4,499,109.50	1,275.00	4,473,495.00	(25,614.50)
167210	3134GAMA9	109	FHLMC C I	9/21/2016	9/21/2018	4/7/2017	1.000%	1.005%	4,400,000	4,399,669.70	1,222.22	4,374,568.00	(25,101.70)
166781	3136G3XS9	109	FNMA C I	8/5/2016	1/25/2019	4/7/2017	0.875%	0.920%	3,000,000	2,997,335.88	4,812.50	2,970,060.00	(27,275.88)
160479	3133EDTUE	109	FFCB - BULLET	9/4/2014	3/4/2019		1.700%	1.705%	1,000,000	999,897.88	1,275.00	1,008,240.00	8,342.12
167287	3136G3KFP9	109	FNMA C I	9/27/2016	4/26/2019	4/26/2017	1.050%	1.060%	3,000,000	2,999,273.91	13,562.50	2,977,080.00	(22,193.91)
166331	46513CML7	109	JUBILEE ISSUE BONDS	6/15/2016	6/1/2019		1.920%	1.920%	28,000,000	28,000,000.00	222,404.38	27,888,280.00	(111,720.00)
166707	3135G0M91	109	FNMA C I	7/29/2016	7/26/2019	4/7/2017	1.125%	1.125%	3,038,000	3,038,000.00	6,170.94	3,014,911.20	(23,088.80)
167337	3136G34K8	109	FNMA C I	9/30/2016	9/9/2019	6/9/2017	1.125%	1.137%	7,100,000	7,097,887.52	4,881.26	6,993,997.00	(103,890.52)
166186	3136G3QK4	109	FNMA C I	5/27/2016	5/22/2020	5/22/2017	1.500%	1.526%	3,000,000	2,997,370.88	16,125.00	2,952,420.00	(44,950.88)
166138	3136G3QF5	109	FNMA C I	5/25/2016	8/25/2020	5/25/2017	1.550%	1.565%	5,000,000	4,997,535.09	7,750.00	4,953,300.00	(44,235.09)
167284	3136G35C5	109	FNMA C I	9/27/2016	8/28/2020	5/28/2017	1.400%	1.400%	4,310,000	4,310,000.00	5,531.17	4,246,944.70	(63,055.30)
167062	3136G36B6	109	FNMA C I	9/15/2016	9/15/2020	6/15/2017	1.450%	1.450%	5,875,000	5,875,000.00	3,786.11	5,798,272.50	(76,727.50)
167977	3130AAGZ5	109	FHLB C I	12/29/2016	9/29/2020	6/29/2017	2.000%	2.000%	8,000,000	8,000,000.00	40,888.89	8,001,760.00	1,760.00
166443	3136G3WY7	109	FNMA C I	6/30/2016	9/30/2020	6/30/2017	1.270%	1.270%	7,335,000	7,335,000.00	258.76	7,101,380.25	(233,619.75)
166661	3136G3C29	109	FNMA C I	7/27/2016	10/27/2020	4/27/2017	1.350%	1.368%	4,000,000	3,997,179.65	23,100.00	3,880,600.00	(116,579.65)
166160	3130A85K5	109	FHLB C I	5/26/2016	11/25/2020	5/25/2017	1.500%	1.558%	4,000,000	3,991,119.22	21,000.00	3,924,440.00	(66,679.22)
167809	3134GAXZ2	109	FHLMC C I	11/30/2016	11/25/2020	5/25/2017	1.370%	1.740%	1,170,000	1,153,608.63	5,610.16	1,152,742.50	(643.50)
166444	3134G9E52	109	FHLMC C I	6/30/2016	12/30/2020	6/30/2017	1.330%	1.330%	7,000,000	7,000,000.00	23,533.61	6,816,110.00	(183,890.00)
166662	3136G3N92	109	FNMA C I	7/27/2016	7/27/2021	7/27/2018	1.350%	1.350%	6,000,000	6,000,000.00	14,400.00	5,834,280.00	(165,720.00)
166663	3136G3Q81	109	FNMA C I	7/27/2016	7/27/2021	4/27/2017	1.600%	1.600%	7,000,000	7,000,000.00	19,911.11	6,761,440.00	(238,560.00)
166690	3136G3S97	109	FNMA C I	7/28/2016	7/28/2021	7/28/2017	1.530%	1.530%	4,000,000	4,000,000.00	10,710.00	3,854,480.00	(145,520.00)
166782	3136G3N76	109	FNMA C I	8/10/2016	8/10/2021	5/10/2017	1.625%	1.635%	6,000,000	5,997,303.94	13,812.50	5,792,700.00	(204,603.94)
166789	3134G94T1	109	FHLMC C I	8/24/2016	8/24/2021	5/24/2017	1.550%	1.550%	5,600,000	5,600,000.00	8,921.11	5,462,912.00	(137,088.00)
166803	3134G95L7	109	FHLMC C I	8/25/2016	8/25/2021	5/25/2017	1.600%	1.600%	6,400,000	6,400,000.00	10,240.00	6,191,360.00	(208,640.00)
166804	3134G93Q8	109	FHLMC C I	8/25/2016	8/25/2021	5/25/2017	1.680%	1.680%	6,000,000	6,000,000.00	10,080.00	5,803,020.00	(196,980.00)
167771	3136G4HS5	109	FNMA C I	11/30/2016	8/25/2021	5/25/2017	1.875%	2.000%	2,000,000	1,989,313.09	3,750.00	1,980,240.00	(9,073.09)
167856	3134GATY0	109	FHLMC STEP UP	12/12/2016	10/28/2021	4/28/2017	1.000%	1.205%	7,530,000	7,466,162.33	32,002.50	7,438,510.50	(18,448.50)
<b>109 Total</b>									<b>841,804,956</b>	<b>839,538,941.18</b>	<b>1,917,423.92</b>	<b>837,788,838.97</b>	<b>(2,746,181.47)</b>
151203	WACHOVIA8	300	WELLS FARGO BANK INT	3/1/2012	4/1/2017		0.027%	0.027%	1,766,756	1,766,755.85	17.74	1,766,755.85	0.00
168389	30229ARA9	300	CP - EXXON MOBIL	2/22/2017	4/10/2017		0.570%	0.570%	3,000,000	2,997,767.50	1,805.00	2,999,325.00	(247.50)
167017	313385EG7	300	FHLB D N	9/1/2016	4/13/2017		0.540%	0.542%	2,100,000	2,092,944.00	6,678.00	2,099,601.00	(21.00)
167350	313385EG7	300	FHLB D N	10/4/2016	4/13/2017		0.480%	0.481%	3,500,000	3,491,086.67	8,353.33	3,499,335.00	(105.00)
168573	90328ARD7	300	CP - USAA CAPITAL	3/16/2017	4/13/2017		0.760%	0.760%	4,000,000	3,997,635.56	1,351.11	3,998,800.00	(186.67)
168139	313385EL6	300	FHLB D N	1/18/2017	4/17/2017		0.540%	0.541%	5,000,000	4,993,325.00	5,475.00	4,998,650.00	(150.00)
167407	313385ET9	300	FHLB D N	10/14/2016	4/24/2017		0.480%	0.481%	5,000,000	4,987,200.00	11,266.67	4,998,000.00	(466.67)
167788	313385ET9	300	FHLB D N	12/1/2016	4/24/2017		0.580%	0.581%	800,000	798,144.00	1,559.56	799,680.00	(23.56)
168533	30229ARQ4	300	CP - EXXON MOBIL	3/13/2017	4/24/2017		0.830%	0.831%	3,000,000	2,997,095.00	1,314.17	2,998,275.00	(134.17)
168369	46640PRT2	300	CP - JP MORGAN	2/17/2017	4/27/2017		0.850%	0.851%	1,000,000	998,370.83	1,015.28	999,350.00	(36.11)

**MIAMI-DADE COUNTY**  
**REPORT WRITER**  
**AS OF DATE: March 31, 2017**  
**SORTING ORDER: FUND ICC#**

INVESTMENT NUMBER	CUSIP NUMBER	FUND NUMBER	DESCRIPTION	PURCHASE SET DATE	MATURITY DATE	CALL DATE	INTEREST RATE	YTM TRADING	SCHEDULED PAR VALUE	CURRENT BOOK VALUE	PERIOD END INTEREST ACCRL	MARKET VALUE	UNREALIZED GAIN/LOSS
167482	3134GARN6	300	FHLMC STEP UP	10/28/2016	4/28/2017	4/28/2017	1.050%	1.050%	1,500,000	1,500,000.00	6,693.75	1,491,435.00	(8,565.00)
168418	90328AS12	300	CP - USAA CAPITAL	2/27/2017	5/1/2017		0.630%	0.631%	2,000,000	1,997,795.00	1,155.00	1,998,500.00	(450.00)
167725	313385FC5	300	FHLB D N	11/23/2016	5/3/2017		0.580%	0.582%	5,000,000	4,987,030.56	10,391.66	4,996,950.00	(472.22)
167759	313589FK4	300	FNMA D N	11/29/2016	5/10/2017		0.540%	0.541%	4,000,000	3,990,280.00	7,380.00	3,997,000.00	(660.00)
168116	48306ASB4	300	CP - KAISER FOUNDATI	1/12/2017	5/11/2017		1.050%	1.054%	3,000,000	2,989,587.50	6,912.50	2,997,000.00	500.00
167758	313397FR7	300	FHLMC D N	11/29/2016	5/16/2017		0.590%	0.592%	2,550,000	2,542,979.00	5,140.38	2,547,781.50	(337.88)
167787	313589FS7	300	FNMA D N	12/1/2016	5/17/2017		0.510%	0.511%	3,000,000	2,992,902.50	5,142.50	2,997,330.00	(715.00)
168023	912796KZ1	300	TREASURY BILLS	12/30/2016	5/18/2017		0.570%	0.571%	7,000,000	6,984,594.17	10,196.66	6,993,700.00	(1,090.83)
168178	02665JSN1	300	CP - AMERICAN HONDA	1/24/2017	5/22/2017		0.920%	0.923%	2,500,000	2,492,461.11	4,280.56	2,496,812.50	70.83
168391	89233GSQ0	300	CP - TOYOTA MOTOR	2/22/2017	5/24/2017		0.900%	0.902%	1,150,000	1,147,383.75	1,092.50	1,148,476.25	0.00
167797	313385GN0	300	FHLB D N	12/2/2016	6/6/2017		0.600%	0.602%	3,000,000	2,990,700.00	6,000.00	2,996,010.00	(690.00)
167948	912796LD9	300	TREASURY BILLS	12/21/2016	6/8/2017		0.611%	0.612%	6,000,000	5,982,804.25	10,276.75	5,992,200.00	(881.00)
168691	02665JU57	300	CP - AMERICAN HONDA	3/27/2017	7/5/2017		1.000%	1.003%	2,000,000	1,994,444.44	277.78	1,994,511.11	(211.11)
168184	313385JC1	300	FHLB D N	1/25/2017	7/14/2017		0.610%	0.612%	2,000,000	1,994,238.89	2,236.67	1,995,580.00	(895.56)
168183	313397JF9	300	FHLMC D N	1/25/2017	7/17/2017		0.600%	0.602%	4,000,000	3,988,466.67	4,400.00	3,990,920.00	(1,946.67)
168274	313397JJ1	300	FHLMC D N	2/6/2017	7/20/2017		0.615%	0.617%	2,000,000	1,994,396.67	1,845.00	1,995,320.00	(921.67)
168480	313397LJ8	300	FHLMC D N	3/3/2017	9/6/2017		0.820%	0.824%	3,012,000	2,999,170.55	1,989.59	3,000,915.84	(244.30)
168702	313397LJ8	300	FHLMC D N	3/28/2017	9/6/2017		0.850%	0.853%	4,620,000	4,602,328.50	436.33	4,602,998.40	233.57
168486	313397LR0	300	FHLMC D N	3/6/2017	9/13/2017		0.820%	0.824%	4,017,000	3,999,523.82	2,378.96	4,001,534.55	(368.23)
168488	313397LY5	300	FHLMC D N	3/7/2017	9/20/2017		0.830%	0.834%	5,023,000	5,000,185.81	2,895.20	5,002,857.77	(223.24)
168716	313397MN8	300	FHLMC D N	3/29/2017	10/4/2017		0.870%	0.874%	5,000,000	4,977,162.50	362.50	4,977,750.00	225.00
168513	912796KR9	300	TREASURY BILLS	3/8/2017	10/12/2017		0.851%	0.855%	5,026,000	5,000,099.63	2,851.42	5,002,076.24	(874.81)
168468	313397RG8	300	FHLMC D N	3/2/2017	1/2/2018		0.900%	0.907%	1,904,000	1,889,434.40	1,428.00	1,890,081.76	(780.64)
168703	313385UM6	300	FHLB D N	3/28/2017	3/20/2018		1.030%	1.041%	2,000,000	1,979,571.67	228.89	1,980,500.00	699.44
166633	3136G3G82	300	FNMA C I	7/27/2016	7/27/2021	4/27/2017	1.550%	1.550%	1,875,000	1,875,000.00	5,166.67	1,819,631.25	(55,368.75)
166604	3134G9U70	300	FHLMC C I	8/16/2016	8/16/2021	5/16/2017	1.600%	1.600%	1,115,000	1,115,000.00	2,230.00	1,075,317.15	(39,682.85)
168034	31607A703	300	FIDELITY GOV INST 26	1/3/2017	1/3/2027		0.470%	0.469%	0	0.00	0.00	0.00	0.00
<b>300 Total</b>									<b>113,458,756</b>	<b>113,127,865.80</b>	<b>142,225.13</b>	<b>113,140,961.17</b>	<b>(115,021.60)</b>
168073	313385DY9	303	FHLB D N	1/6/2017	4/5/2017		0.540%	0.541%	3,700,000	3,695,060.50	4,717.50	3,699,852.00	74.00
168596	89233GR57	303	CP - TOYOTA MOTOR	3/16/2017	4/5/2017		0.850%	0.850%	2,004,000	2,003,053.67	757.06	2,003,799.60	(11.13)
168354	64105RRJ1	303	CP - NESTLE FINANCIA	2/16/2017	4/18/2017		0.680%	0.681%	3,504,000	3,499,962.61	2,912.22	3,502,510.80	(364.03)
167489	313385ET9	303	FHLB D N	10/25/2016	4/24/2017		0.475%	0.476%	3,005,000	2,997,823.48	6,264.59	3,003,798.00	(290.07)
168449	64105RS27	303	CP - NESTLE FINANCIA	3/1/2017	5/2/2017		0.690%	0.691%	3,000,000	2,996,435.00	1,782.50	2,997,675.00	(542.50)
168494	59087AS91	303	CP - METLIFE FUND	3/7/2017	5/9/2017		0.810%	0.811%	5,007,000	4,999,902.58	2,816.44	5,002,243.35	(475.67)
168316	89233GSB3	303	CP - TOYOTA MOTOR	2/10/2017	5/11/2017		0.910%	0.912%	2,425,000	2,419,483.12	3,064.93	2,422,575.00	26.95
168074	912796KZ1	303	TREASURY BILLS	1/6/2017	5/18/2017		0.543%	0.544%	3,307,000	3,300,415.76	4,239.85	3,304,023.70	(631.91)
167773	912796JT7	303	TREASURY BILLS	11/30/2016	5/25/2017		0.575%	0.577%	966,000	963,284.47	1,882.36	965,005.02	(161.81)
168179	313589FX6	303	FNMA D N	1/24/2017	5/25/2017		0.530%	0.518%	4,586,000	4,578,033.10	4,411.42	4,581,459.86	(984.66)
168014	912796LD9	303	TREASURY BILLS	12/30/2016	6/8/2017		0.595%	0.597%	5,013,000	4,999,743.40	7,622.55	5,006,483.10	(882.85)
168117	912796LE7	303	TREASURY BILLS	1/12/2017	6/15/2017		0.541%	0.542%	5,011,000	4,999,413.87	5,943.53	5,003,683.94	(1,673.46)
167338	313313JA7	303	FFCB D N	9/30/2016	7/12/2017		0.560%	0.562%	2,286,000	2,275,865.40	6,507.48	2,281,039.38	(1,333.50)
168300	313397JQ5	303	FHLMC D N	2/8/2017	7/26/2017		0.600%	0.602%	3,320,000	3,310,704.00	2,877.33	3,311,799.60	(1,781.73)
168377	313385JX5	303	FHLB D N	2/17/2017	8/2/2017		0.645%	0.647%	2,709,000	2,700,942.98	2,087.06	2,701,821.15	(1,208.89)
168406	313385KE5	303	FHLB D N	2/23/2017	8/9/2017		0.660%	0.662%	10,016,000	9,985,334.35	6,794.19	9,987,855.04	(4,273.50)
168450	313397LC3	303	FHLMC D N	3/1/2017	8/31/2017		0.770%	0.773%	1,127,000	1,122,588.73	747.26	1,123,292.17	(43.82)
168467	313397LC3	303	FHLMC D N	3/2/2017	8/31/2017		0.820%	0.823%	2,511,000	2,500,590.51	1,715.85	2,502,738.81	432.45
<b>303 Total</b>									<b>63,497,000</b>	<b>63,348,637.53</b>	<b>67,144.12</b>	<b>63,401,655.52</b>	<b>(14,126.13)</b>
151204	WACHOVIA8	411	WELLS FARGO BANK INT	3/1/2012	4/1/2017		0.000%	0.000%	0	0.00	0.00	0.00	0.00
166179	31607A703	411	FIDELITY GOV INST 26	5/26/2016	4/1/2017		0.315%	0.315%	0	0.00	-0.08	0.00	0.00
166180	825252885	411	AIM MMKT FUND 9922	5/26/2016	4/1/2017		0.262%	0.262%	0	0.00	0.00	0.00	0.00
167297	313589DW0	411	FNMA D N	9/28/2016	4/3/2017		0.440%	0.441%	3,000,000	2,993,143.33	6,783.34	3,000,000.00	73.33
167972	313589DW0	411	FNMA D N	12/27/2016	4/3/2017		0.560%	0.561%	4,913,000	4,905,586.83	7,260.32	4,913,000.00	152.85
168152	89233GR32	411	CP - TOYOTA MOTOR	1/19/2017	4/3/2017		0.800%	0.801%	4,000,000	3,993,422.22	6,400.00	3,999,800.00	(22.22)
168553	30229AR35	411	CP - EXXON MOBIL	3/14/2017	4/3/2017		0.820%	0.820%	4,000,000	3,998,177.78	1,640.00	3,999,800.00	(17.78)



**MIAMI-DADE COUNTY**  
**REPORT WRITER**  
AS OF DATE: March 31, 2017  
**SORTING ORDER: FUND ICC#**

INVESTMENT NUMBER	CUSIP NUMBER	FUND NUMBER	DESCRIPTION	PURCHASE SET DATE	MATURITY DATE	CALL DATE	INTEREST RATE	YTM TRADING	SCHEDULED PAR VALUE	CURRENT BOOK VALUE	PERIOD END INTEREST ACCRL	MARKET VALUE	UNREALIZED GAIN/LOSS
168085	46640PR47	411	CP - JP MORGAN	1/9/2017	4/4/2017		1.030%	1.033%	4,000,000	3,990,272.22	9,384.45	3,999,700.00	43.33
168390	48306AR58	411	CP - KAISER FOUNDATI	2/22/2017	4/5/2017		0.800%	0.801%	297,000	296,722.80	250.80	296,970.30	(3.30)
168574	90328ARD7	411	CP - USAA CAPITAL	3/16/2017	4/13/2017		0.760%	0.760%	3,000,000	2,998,226.67	1,013.33	2,999,100.00	(140.00)
168599	89233GRD0	411	CP - TOYOTA MOTOR	3/17/2017	4/13/2017		0.870%	0.871%	5,000,000	4,996,737.50	1,812.50	4,998,500.00	(50.00)
167498	313397EH0	411	FHLMC D N	10/26/2016	4/14/2017		0.440%	0.441%	8,518,000	8,500,301.49	16,345.09	8,516,211.22	(435.36)
168320	64105RRJ1	411	CP - NESTLE FINANCIA	2/13/2017	4/18/2017		0.690%	0.691%	6,000,000	5,992,640.00	5,405.00	5,997,450.00	(595.00)
167527	313385EN2	411	FHLB D N	10/31/2016	4/19/2017		0.490%	0.491%	6,600,000	6,584,728.33	13,654.67	6,597,954.00	(429.00)
167931	912796KT5	411	TREASURY BILLS	12/20/2016	4/20/2017		0.564%	0.565%	7,000,000	6,986,730.33	11,186.00	6,997,620.00	(296.33)
162659	3133EEZR4	411	FFCB - BULLET	4/21/2015	4/21/2017		0.600%	0.615%	3,000,000	2,999,777.16	8,000.00	2,999,640.00	(137.16)
167483	3134GARN6	411	FHLMC STEP UP	10/28/2016	4/28/2017	4/28/2017	1.050%	1.050%	1,670,000	1,670,000.00	7,452.38	1,660,464.30	(9,535.70)
167529	313385EX0	411	FHLB D N	10/31/2016	4/28/2017		0.495%	0.496%	8,500,000	8,479,079.38	17,765.00	8,495,920.00	(924.38)
168419	90328AS12	411	CP - USAA CAPITAL	2/27/2017	5/1/2017		0.630%	0.631%	5,000,000	4,994,487.50	2,887.50	4,996,250.00	(1,125.00)
167761	313397FC0	411	FHLMC D N	11/29/2016	5/3/2017		0.560%	0.561%	7,150,000	7,132,760.56	13,680.33	7,145,638.50	(802.39)
168024	313385FC5	411	FHLB D N	12/30/2016	5/3/2017		0.570%	0.571%	1,000,000	998,036.67	1,456.66	999,390.00	(103.33)
168383	48306AS99	411	CP - KAISER FOUNDATI	2/21/2017	5/9/2017		0.950%	0.952%	3,064,000	3,057,774.12	3,153.37	3,061,089.20	161.71
168538	59087AS91	411	CP - METLIFE FUND	3/13/2017	5/9/2017		0.820%	0.821%	8,000,000	7,989,613.33	3,462.22	7,992,400.00	(675.55)
168352	48306ASA6	411	CP - KAISER FOUNDATI	2/16/2017	5/10/2017		0.950%	0.952%	3,000,000	2,993,429.17	3,483.33	2,997,075.00	162.50
167656	313397FQ9	411	FHLMC D N	11/15/2016	5/15/2017		0.620%	0.622%	2,991,000	2,981,676.39	7,057.10	2,988,457.65	(275.84)
168414	30229ASF7	411	CP - EXXON MOBIL	2/24/2017	5/15/2017		0.710%	0.711%	6,000,000	5,990,533.33	4,260.00	5,993,400.00	(1,393.33)
167950	912796KZ1	411	TREASURY BILLS	12/22/2016	5/18/2017		0.585%	0.586%	6,000,000	5,985,667.50	9,750.00	5,994,600.00	(817.50)
168011	912796KZ1	411	TREASURY BILLS	12/29/2016	5/18/2017		0.565%	0.566%	7,000,000	6,984,619.44	10,217.09	6,993,700.00	(1,136.53)
168216	02665JSN1	411	CP - AMERICAN HONDA	1/27/2017	5/22/2017		0.900%	0.903%	3,000,000	2,991,375.00	4,800.00	2,996,175.00	0.00
168435	313589FZ1	411	FNMA D N	2/28/2017	5/24/2017		0.540%	0.541%	6,818,000	6,809,307.05	3,272.64	6,810,977.46	(1,602.23)
166068	3134G9HS9	411	FHLMC STEP UP	5/25/2016	5/25/2017	5/25/2017	0.750%	0.750%	1,500,000	1,500,000.00	3,937.50	1,498,800.00	(1,200.00)
167930	313397GF2	411	FHLMC D N	12/20/2016	5/30/2017		0.620%	0.622%	1,600,000	1,595,563.56	2,810.66	1,598,144.00	(230.22)
167974	313589GH0	411	FNMA D N	12/27/2016	6/1/2017		0.630%	0.632%	3,000,000	2,991,810.00	4,987.50	2,996,310.00	(487.50)
152277	3133EATE8	411	FFCB - BULLET	6/22/2012	6/8/2017		0.900%	0.940%	1,650,000	1,649,680.25	4,661.25	1,650,280.50	600.25
167497	313313HF8	411	FFCB D N	10/26/2016	6/23/2017		0.560%	0.562%	2,500,000	2,490,666.68	6,105.55	2,495,775.00	(997.23)
167976	3134G9UG0	411	FHLMC STEP UP	12/28/2016	6/28/2017	6/28/2017	1.000%	1.000%	1,500,000	1,500,000.00	3,875.00	1,495,575.00	(4,425.00)
168306	313385HM1	411	FHLB D N	2/9/2017	6/29/2017		0.570%	0.571%	2,500,000	2,494,458.33	2,018.75	2,495,475.00	(1,002.08)
168692	02665JU57	411	CP - AMERICAN HONDA	3/27/2017	7/5/2017		1.000%	1.003%	7,000,000	6,980,555.56	972.22	6,980,788.89	(738.89)
159950	3133EDQM7	411	FFCB - BULLET	7/17/2014	7/17/2017		1.000%	1.000%	2,000,000	2,000,000.00	4,111.11	2,001,020.00	1,020.00
168731	313589JZ7	411	FNMA D N	3/30/2017	8/4/2017		0.780%	0.782%	8,524,000	8,500,544.79	369.37	8,500,985.20	71.04
168562	313385KE5	411	FHLB D N	3/15/2017	8/9/2017		0.875%	0.878%	4,340,000	4,324,493.54	1,793.26	4,327,804.60	1,517.80
168436	313313KN7	411	FFCB D N	2/28/2017	8/17/2017		0.665%	0.667%	8,527,000	8,500,222.85	5,040.40	8,501,589.54	(3,673.71)
168437	313385KP0	411	FHLB D N	2/28/2017	8/18/2017		0.680%	0.682%	7,900,000	7,874,483.00	4,775.11	7,876,221.00	(3,037.11)
168432	3136G3BZ7	411	FNMA STEP UP	2/26/2017	8/26/2017	5/26/2017	1.000%	1.000%	2,000,000	2,000,000.00	1,944.44	1,996,420.00	(3,580.00)
167345	313397LH2	411	FHLMC D N	10/4/2016	9/5/2017		0.600%	0.603%	152,000	151,148.80	453.47	151,443.68	(158.59)
168561	313385LW4	411	FHLB D N	3/15/2017	9/18/2017		0.930%	0.935%	2,372,000	2,360,541.26	1,041.70	2,362,583.16	1,000.20
168353	313313LX4	411	FFCB D N	2/16/2017	9/19/2017		0.690%	0.693%	2,890,000	2,878,090.79	2,437.23	2,878,468.90	(2,059.12)
168637	3136G3CA1	411	FNMA STEP UP	3/22/2017	9/22/2017	6/22/2017	1.250%	1.250%	1,625,000	1,625,000.00	507.81	1,622,562.50	(2,437.50)
168305	313313NC8	411	FFCB D N	2/9/2017	10/18/2017		0.690%	0.693%	1,200,000	1,194,227.00	1,173.00	1,194,264.00	(1,136.00)
167481	3130A9UH2	411	FHLB STEP UP	10/27/2016	10/27/2017	10/27/2017	1.000%	1.000%	1,500,000	1,500,000.00	6,416.67	1,484,985.00	(15,015.00)
165809	3134G8XX2	411	FHLMC STEP UP	4/28/2016	10/28/2017	4/28/2017	1.250%	1.250%	1,500,000	1,500,000.00	7,968.75	1,488,930.00	(11,070.00)
164433	3136G2RK5	411	FNMA STEP UP	10/29/2015	4/29/2018	4/29/2017	1.375%	1.375%	2,000,000	2,000,000.00	11,611.11	1,987,520.00	(12,480.00)
166190	3133EFX69	411	FFCB - BULLET	5/27/2016	5/10/2018		0.960%	0.991%	1,500,000	1,499,278.84	7,040.00	1,493,265.00	(6,013.84)
155910	3135G0XK4	411	FNMA C I	5/30/2013	5/25/2018	5/25/2017	1.050%	1.050%	2,000,000	2,000,000.00	7,350.00	1,995,860.00	(4,140.00)
166587	3134G9H83	411	FNMA STEP UP	7/27/2016	7/27/2018	4/27/2017	1.000%	1.051%	1,500,000	1,498,880.14	2,666.67	1,470,885.00	(27,995.14)
166665	3134G9X51	411	FHLMC C I	7/27/2016	7/27/2018	4/27/2017	1.000%	1.051%	1,500,000	1,498,880.14	2,666.67	1,495,335.00	(3,545.14)
166929	3134GAEG5	411	FHLMC STEP UP	8/24/2016	8/24/2018	5/24/2017	1.250%	1.250%	930,000	930,000.00	1,194.79	915,222.30	(14,777.70)
168410	3133EGW35	411	FFCB C I	2/27/2017	12/20/2018	4/7/2017	1.250%	1.120%	2,000,000	2,009,305.56	7,013.89	1,998,980.00	(5,672.78)
168411	3133EG6Z3	411	FFCB - BULLET	2/24/2017	2/13/2019		1.200%	1.252%	5,000,000	4,996,783.33	8,000.00	4,996,050.00	(8,900.00)
166408	3135G0K93	411	FNMA C I	6/28/2016	6/28/2019	6/28/2017	1.250%	1.250%	1,000,000	1,000,000.00	3,229.17	995,080.00	(4,920.00)
168012	3136G4KN2	411	FNMA C I	12/30/2016	12/30/2020	6/30/2017	2.050%	2.050%	1,500,000	1,500,000.00	7,772.92	1,499,955.00	(45.00)

**MIAMI-DADE COUNTY**  
**REPORT WRITER**  
**AS OF DATE: March 31, 2017**  
**SORTING ORDER: FUND ICC#**

INVESTMENT NUMBER	CUSIP NUMBER	FUND NUMBER	DESCRIPTION	PURCHASE SET DATE	MATURITY DATE	CALL DATE	INTEREST RATE	YTM TRADING	SCHEDULED PAR VALUE	CURRENT BOOK VALUE	PERIOD END INTEREST ACCRL	MARKET VALUE	UNREALIZED GAIN/LOSS
166625	3134G9U70	411	FHLMC C I	8/16/2016	8/16/2021	5/16/2017	1.600%	1.600%	2,000,000	2,000,000.00	4,000.00	1,928,820.00	(71,180.00)
167332	3136G4CW1	411	FNMA C I	9/30/2016	9/30/2021	6/30/2017	1.500%	1.500%	1,500,000	1,500,000.00	62.50	1,459,395.00	(40,605.00)
<b>411 Total</b>									<b>216,731,000</b>	<b>216,339,440.52</b>	<b>311,841.51</b>	<b>216,266,075.90</b>	<b>(267,237.47)</b>
167412	912796KS7	414	TREASURY BILLS	10/14/2016	4/13/2017		0.475%	0.476%	120,018	119,731.37	267.63	119,994.00	(5.00)
167413	912796KS7	414	TREASURY BILLS	10/14/2016	4/13/2017		0.475%	0.476%	3,977,982	3,968,481.81	8,870.34	3,977,186.40	(165.75)
167659	313397FQ9	414	FHLMC D N	11/15/2016	5/15/2017		0.510%	0.512%	3,278	3,269.59	6.37	3,275.21	(0.75)
167660	313397FQ9	414	FHLMC D N	11/15/2016	5/15/2017		0.510%	0.511%	5,722	5,707.33	11.10	5,717.14	(1.29)
167893	313397GX3	414	FHLMC D N	12/15/2016	6/15/2017		0.530%	0.531%	24,332	24,266.80	38.33	24,295.02	(10.11)
167894	313397GX3	414	FHLMC D N	12/15/2016	6/15/2017		0.530%	0.531%	94,498	94,244.80	148.86	94,354.36	(39.30)
167895	313397GX3	414	FHLMC D N	12/15/2016	6/15/2017		0.530%	0.531%	124,619	124,285.09	196.31	124,429.58	(51.82)
167896	313397GX3	414	FHLMC D N	12/15/2016	6/15/2017		0.530%	0.531%	1,407,664	1,403,892.23	2,217.47	1,405,524.35	(585.35)
167897	313397GX3	414	FHLMC D N	12/15/2016	6/15/2017		0.530%	0.531%	164,866	164,424.25	259.71	164,615.40	(68.56)
167898	313397GX3	414	FHLMC D N	12/15/2016	6/15/2017		0.530%	0.531%	811,838	809,662.73	1,278.87	810,604.11	(337.59)
167899	313397GX3	414	FHLMC D N	12/15/2016	6/15/2017		0.530%	0.531%	811,316	809,142.12	1,278.05	810,082.80	(337.37)
167900	313397GX3	414	FHLMC D N	12/15/2016	6/15/2017		0.530%	0.531%	503,512	502,162.87	793.17	502,746.66	(209.38)
167901	313397GX3	414	FHLMC D N	12/15/2016	6/15/2017		0.530%	0.531%	382,080	381,056.24	601.88	381,499.24	(158.88)
167902	313397GX3	414	FHLMC D N	12/15/2016	6/15/2017		0.530%	0.531%	223,074	222,476.29	351.40	222,734.93	(92.76)
167903	313397GX3	414	FHLMC D N	12/15/2016	6/15/2017		0.530%	0.531%	205,201	204,651.18	323.25	204,889.09	(85.34)
168348	313397KL4	414	FHLMC D N	2/15/2017	8/15/2017		0.610%	0.612%	28,398	28,310.90	21.65	28,314.51	(18.04)
168349	313397KL4	414	FHLMC D N	2/15/2017	8/15/2017		0.610%	0.612%	55,602	55,431.48	42.39	55,438.53	(35.34)
168571	313397LT6	414	FHLMC D N	3/15/2017	9/15/2017		0.850%	0.854%	217,869	216,922.48	87.45	217,019.31	9.38
168572	313397LT6	414	FHLMC D N	3/15/2017	9/15/2017		0.850%	0.854%	159,131	158,439.66	63.87	158,510.39	6.86
<b>414 Total</b>									<b>9,321,000</b>	<b>9,296,559.22</b>	<b>16,858.10</b>	<b>9,311,230.93</b>	<b>(2,186.39)</b>
168289	313385FE1	511	FHLD D N	2/8/2017	5/5/2017		0.520%	0.521%	350,000	349,565.22	262.89	349,772.50	(55.61)
<b>511 Total</b>									<b>350,000</b>	<b>349,565.22</b>	<b>262.89</b>	<b>349,772.50</b>	<b>(55.61)</b>
168290	313385FE1	522	FHLD D N	2/8/2017	5/5/2017		0.520%	0.521%	600,000	599,254.67	450.66	599,610.00	(95.33)
<b>522 Total</b>									<b>600,000</b>	<b>599,254.67</b>	<b>450.66</b>	<b>599,610.00</b>	<b>(95.33)</b>
168650	313385EA0	555	FHLD D N	3/23/2017	4/7/2017		0.700%	0.700%	2,000,000	1,999,416.67	350.00	1,999,840.00	73.33
168741	313385EF9	555	FHLD D N	3/31/2017	4/12/2017		0.700%	0.700%	3,000,000	2,999,300.00	58.33	2,999,490.00	131.67
<b>555 Total</b>									<b>5,000,000</b>	<b>4,998,716.67</b>	<b>408.33</b>	<b>4,999,330.00</b>	<b>205.00</b>
168742	313385DX1	566	FHLD D N	3/31/2017	4/4/2017		0.500%	0.500%	7,000,000	6,999,611.11	97.22	6,999,860.00	151.67
<b>566 Total</b>									<b>7,000,000</b>	<b>6,999,611.11</b>	<b>97.22</b>	<b>6,999,860.00</b>	<b>151.67</b>
151205	WACHOVIA8	700	WACHOVIA INT BEARING	3/1/2012	4/1/2017		0.000%	0.000%	0	0.00	0.00	0.00	0.00
167511	31607A703	700	FIDELITY GOVT MKT FU	10/27/2016	4/1/2017		0.313%	0.313%	22	21.76	0.02	21.76	0.00
168743	313385DY9	700	FHLD D N	3/31/2017	4/5/2017		0.650%	0.650%	1,500,000	1,499,864.58	27.08	1,499,940.00	48.34
<b>700 Total</b>									<b>1,500,022</b>	<b>1,499,886.34</b>	<b>27.10</b>	<b>1,499,961.76</b>	<b>48.34</b>
151206	825252869	712	AIM MONEY MARKET - D	3/1/2012	4/1/2017		0.373%	0.373%	732,775	732,775.05	-82.20	732,775.05	0.00
168704	313385DW3	712	FHLD D N	3/28/2017	4/3/2017		0.700%	0.700%	10,071,000	10,069,825.05	783.30	10,071,000.00	391.65
166239	313589DY6	712	FNMA D N	6/2/2016	4/5/2017		0.640%	0.644%	534,500	531,582.82	2,879.17	534,478.62	16.63
168732	313385DY9	712	FHLD D N	3/30/2017	4/5/2017		0.630%	0.630%	97,900	97,889.72	3.43	97,896.08	2.93
166285	313397EF4	712	FHLMC D N	6/9/2016	4/12/2017		0.540%	0.542%	1,309,000	1,302,972.06	5,811.96	1,308,777.47	(6.55)
168575	90328ARD7	712	CP - USAA CAPITAL	3/16/2017	4/13/2017		0.760%	0.760%	12,006,700	11,999,602.71	4,055.59	12,003,097.99	(560.31)
168608	90328ARD7	712	CP - USAA CAPITAL	3/17/2017	4/13/2017		0.760%	0.760%	2,549,000	2,547,547.07	807.18	2,548,235.30	(118.95)
168618	38480JRJ8	712	CP - GRAINGER	3/20/2017	4/18/2017		0.830%	0.831%	6,000,000	5,995,988.33	1,660.00	5,997,450.00	(198.33)
166312	313385EN2	712	FHLD D N	6/13/2016	4/19/2017		0.540%	0.543%	1,300,000	1,293,955.00	5,694.00	1,299,597.00	(52.00)
166297	313589EV1	712	FNMA D N	6/10/2016	4/26/2017		0.550%	0.553%	1,250,000	1,243,888.89	5,633.68	1,249,450.00	(72.57)
168427	90328AS12	712	CP - USAA CAPITAL	2/27/2017	5/1/2017		0.630%	0.631%	6,602,000	6,594,721.30	3,812.65	6,597,048.50	(1,485.45)
166298	313589FC2	712	FNMA D N	6/10/2016	5/3/2017		0.590%	0.593%	1,246,000	1,239,322.48	6,024.06	1,245,239.94	(106.60)
166565	313397FC0	712	FHLMC D N	7/13/2016	5/3/2017		0.500%	0.502%	441,500	439,697.21	1,606.57	441,230.69	(73.09)
166303	313589FK4	712	FNMA D N	6/10/2016	5/10/2017		0.590%	0.593%	1,230,000	1,223,267.12	5,946.71	1,229,077.50	(136.33)
168361	48306ASA6	712	CP - KAISER FOUNDATI	2/16/2017	5/10/2017		0.950%	0.952%	3,000,000	2,993,429.17	3,483.33	2,997,075.00	162.50
166344	313397FQ9	712	FHLMC D N	6/15/2016	5/15/2017		0.560%	0.563%	1,340,000	1,333,037.96	6,044.89	1,338,861.00	(221.85)
166345	313589FS7	712	FNMA D N	6/15/2016	5/17/2017		0.570%	0.573%	1,285,000	1,278,163.80	5,900.29	1,283,856.35	(207.74)
166346	313385FZ4	712	FHLD D N	6/15/2016	5/24/2017		0.560%	0.563%	1,917,000	1,906,771.74	8,647.80	1,915,025.49	(394.05)

**MIAMI-DADE COUNTY**  
**REPORT WRITER**  
**AS OF DATE: March 31, 2017**  
**SORTING ORDER: FUND ICC#**

INVESTMENT NUMBER	CUSIP NUMBER	FUND NUMBER	DESCRIPTION	PURCHASE SET DATE	MATURITY DATE	CALL DATE	INTEREST RATE	YTM TRADING	SCHEDULED PAR VALUE	CURRENT BOOK VALUE	PERIOD END INTEREST ACCRL	MARKET VALUE	UNREALIZED GAIN/LOSS
165139	912828SY7	712	TREASURY NOTES	1/22/2016	5/31/2017		0.625%	0.794%	400	399.67	0.84	399.96	0.29
166347	313397GG0	712	FHLMC D N	6/15/2016	5/31/2017		0.560%	0.563%	1,290,000	1,282,976.67	5,819.33	1,288,477.80	(318.20)
166348	313589GP2	712	FNMA D N	6/15/2016	6/7/2017		0.630%	0.634%	1,798,000	1,786,767.00	9,124.85	1,795,572.70	(319.15)
166387	313385GP5	712	FHLB D N	6/22/2016	6/7/2017		0.630%	0.634%	500,000	496,937.50	2,476.25	499,325.00	(88.75)
166497	313397GP0	712	FHLMC D N	7/6/2016	6/7/2017		0.450%	0.452%	620,000	617,396.00	2,084.75	619,163.00	(317.75)
166642	313589GW7	712	FNMA D N	7/25/2016	6/14/2017		0.540%	0.543%	2,100,000	2,089,794.00	7,875.00	2,096,850.00	(819.00)
166684	313589GW7	712	FNMA D N	7/27/2016	6/14/2017		0.540%	0.543%	1,250,000	1,243,962.50	4,650.00	1,248,125.00	(487.50)
166685	313397HD6	712	FHLMC D N	7/27/2016	6/21/2017		0.550%	0.553%	1,280,000	1,273,566.22	4,849.78	1,277,888.00	(528.00)
166456	313313HM3	712	FFCB D N	6/30/2016	6/29/2017		0.570%	0.573%	2,000,000	1,988,473.34	8,708.33	1,996,380.00	(801.67)
166477	313385HM1	712	FHLB D N	7/1/2016	6/29/2017		0.550%	0.553%	2,114,000	2,102,276.11	8,849.44	2,110,173.66	(951.89)
166700	313397HT1	712	FHLMC D N	7/28/2016	7/5/2017		0.570%	0.573%	1,230,000	1,223,339.55	4,810.33	1,227,527.70	(622.18)
166717	313589JA2	712	FNMA D N	7/29/2016	7/12/2017		0.550%	0.553%	1,355,000	1,347,795.92	5,092.54	1,352,059.65	(828.81)
166897	313397JA0	712	FHLMC D N	8/18/2016	7/12/2017		0.515%	0.517%	2,081,200	2,071,434.55	6,728.63	2,076,683.80	(1,479.38)
166718	313589JH7	712	FNMA D N	7/29/2016	7/19/2017		0.560%	0.563%	666,000	662,322.20	2,548.56	664,454.88	(415.88)
166643	313385JJ6	712	FHLB D N	7/25/2016	7/20/2017		0.630%	0.634%	1,200,000	1,192,440.00	5,250.00	1,197,192.00	(498.00)
166730	313385JQ0	712	FHLB D N	8/1/2016	7/26/2017		0.610%	0.614%	936,000	930,306.26	3,853.98	933,688.00	(472.16)
167059	313589JX2	712	FNMA D N	9/6/2016	8/2/2017		0.560%	0.563%	1,506,000	1,498,269.20	4,849.32	1,502,009.10	(1,109.42)
167078	313397KE0	712	FHLMC D N	9/7/2016	8/9/2017		0.565%	0.568%	3,451,200	3,433,000.67	11,157.92	3,441,502.13	(2,656.46)
166813	3130A8ZN6	712	FHLB C I	8/15/2016	8/15/2017	5/15/2017	0.750%	0.750%	1,333,333	1,333,333.33	1,277.78	1,332,426.66	(906.67)
167278	313397KM2	712	FHLMC D N	9/23/2016	8/16/2017		0.540%	0.543%	895,000	890,610.03	2,550.75	892,350.80	(809.98)
167504	313397KM2	712	FHLMC D N	10/26/2016	8/16/2017		0.560%	0.563%	1,079,000	1,074,065.37	2,635.16	1,075,806.16	(894.37)
167538	313589KU6	712	FNMA D N	10/31/2016	8/23/2017		0.590%	0.593%	1,270,000	1,263,839.09	3,163.71	1,266,037.60	(965.20)
168610	64105RVQ0	712	CP - NESTLE FINANCA	3/17/2017	8/24/2017		1.010%	1.015%	2,500,000	2,488,777.78	1,052.08	2,489,024.31	(805.55)
167539	313589LB7	712	FNMA D N	10/31/2016	8/30/2017		0.600%	0.603%	1,340,000	1,333,233.00	3,394.67	1,335,618.20	(1,009.47)
167540	313313LJ5	712	FFCB D N	10/31/2016	9/6/2017		0.650%	0.654%	915,000	909,878.54	2,511.17	911,632.80	(756.91)
168712	313397LJ8	712	FHLMC D N	3/28/2017	9/6/2017		0.850%	0.853%	5,000,000	4,980,875.00	472.22	4,981,600.00	252.78
167246	313313LP1	712	FFCB D N	9/21/2016	9/11/2017		0.690%	0.695%	3,420,700	3,397,424.99	12,588.17	3,407,701.34	(2,311.82)
167320	313313LP1	712	FFCB D N	9/29/2016	9/11/2017		0.650%	0.654%	3,201,000	3,180,944.85	10,634.43	3,188,836.20	(2,743.08)
167517	313313LP1	712	FFCB D N	10/27/2016	9/11/2017		0.670%	0.674%	341,000	338,975.50	990.04	339,704.20	(261.34)
167646	313397LR0	712	FHLMC D N	11/14/2016	9/13/2017		0.620%	0.623%	1,236,000	1,229,550.14	2,937.56	1,231,241.40	(1,246.30)
167711	313397LR0	712	FHLMC D N	11/21/2016	9/13/2017		0.620%	0.623%	615,800	612,660.79	1,389.31	613,429.17	(620.93)
167563	313589LY7	712	FNMA D N	11/2/2016	9/20/2017		0.620%	0.623%	1,019,500	1,013,846.31	2,633.71	1,015,411.81	(1,068.21)
167221	3130A9K59	712	FHLB - BULLET	9/21/2016	9/21/2017		0.680%	0.690%	1,785,000	1,784,910.51	337.17	1,782,929.40	(1,981.11)
167632	313397MF5	712	FHLMC D N	11/10/2016	9/27/2017		0.620%	0.623%	868,500	863,698.64	2,123.97	865,861.33	(462.48)
168592	36164JWV2	712	CP - G.E. TREASURY	3/16/2017	9/29/2017		1.160%	1.167%	5,000,000	4,968,261.11	2,577.78	4,969,330.56	(1,508.33)
168365	313397ML2	712	FHLMC D N	2/16/2017	10/2/2017		0.680%	0.683%	1,400,000	1,393,970.67	1,163.55	1,393,840.00	(1,294.22)
167587	313589MN0	712	FNMA D N	11/4/2016	10/4/2017		0.640%	0.644%	1,006,000	1,000,026.60	2,646.90	1,001,523.30	(1,150.20)
168484	313397MV0	712	FHLMC D N	3/6/2017	10/11/2017		0.840%	0.844%	4,164,000	4,142,721.96	2,526.16	4,144,762.32	(485.80)
168403	313397NC1	712	FHLMC D N	2/22/2017	10/18/2017		0.680%	0.683%	2,511,000	2,499,711.66	1,802.34	2,498,997.42	(2,516.58)
168589	313313NC8	712	FFCB D N	3/16/2017	10/18/2017		0.900%	0.905%	2,080,000	2,068,768.00	832.00	2,070,057.60	457.60
168568	313397NK3	712	FHLMC D N	3/15/2017	10/25/2017		0.920%	0.925%	2,011,000	1,999,488.14	873.67	2,001,045.55	683.74
168521	313397NS6	712	FHLMC D N	3/9/2017	11/1/2017		0.900%	0.905%	5,031,000	5,001,191.33	2,892.82	5,004,033.84	(50.31)
168586	313385NZ5	712	FHLB D N	3/16/2017	11/8/2017		0.970%	0.976%	3,500,000	3,477,649.58	1,508.89	3,480,610.00	1,451.53
168588	313397PP0	712	FHLMC D N	3/16/2017	11/22/2017		0.930%	0.936%	3,400,000	3,377,953.83	1,405.33	3,379,974.00	614.84
168587	313397PW5	712	FHLMC D N	3/16/2017	11/29/2017		0.930%	0.936%	3,550,000	3,526,339.25	1,467.33	3,528,451.50	644.92
168590	313397QD6	712	FHLMC D N	3/16/2017	12/6/2017		0.940%	0.947%	2,500,000	2,482,701.39	1,044.44	2,483,875.00	129.17
168591	313397QL8	712	FHLMC D N	3/16/2017	12/13/2017		0.940%	0.947%	2,900,000	2,879,403.56	1,211.56	2,880,773.00	157.88
166766	3133EGGP4	712	FFCB - BULLET	8/4/2016	12/20/2017		0.700%	0.700%	1,275,000	1,275,000.00	2,503.96	1,272,258.75	(2,741.25)
168717	313397QZ7	712	FHLMC D N	3/29/2017	12/26/2017		0.950%	0.957%	1,317,000	1,307,546.87	104.26	1,307,820.51	169.38
166578	3134G9VV6	712	FHLMC C I	7/14/2016	1/12/2018	4/12/2017	0.850%	0.850%	2,325,000	2,325,000.00	4,336.77	2,317,513.50	(7,486.50)
168652	912828H37	712	TREASURY NOTES	3/23/2017	1/15/2018		0.875%	0.995%	6,005,000	6,008,860.69	11,031.29	5,997,733.95	(1,401.79)
168693	313313RX8	712	FFCB D N	3/27/2017	1/17/2018		1.030%		6,000,000	5,949,186.66	858.33	5,953,740.00	3,695.01
166655	3130A8SE4	712	FHLB - BULLET	7/26/2016	1/19/2018		0.750%	0.820%	1,000,000	999,308.27	1,500.00	998,480.00	(828.27)
168387	313313TC2	712	FFCB D N	2/21/2017	2/15/2018		0.890%	0.898%	1,557,800	1,543,974.09	1,501.98	1,544,309.45	(1,166.62)

**MIAMI-DADE COUNTY**  
**REPORT WRITER**  
**AS OF DATE: March 31, 2017**  
**SORTING ORDER: FUND ICC#**

INVESTMENT NUMBER	CUSIP NUMBER	FUND NUMBER	DESCRIPTION	PURCHASE SET DATE	MATURITY DATE	CALL DATE	INTEREST RATE	YTM TRADING	SCHEDULED PAR VALUE	CURRENT BOOK VALUE	PERIOD END INTEREST ACCRL	MARKET VALUE	UNREALIZED GAIN/LOSS
167324	3133EGUA1	712	FFCB - BULLET	9/29/2016	4/12/2018		0.790%	0.801%	2,400,000	2,399,625.60	8,900.67	2,391,432.00	(8,193.60)
157719	3135G0XD0	712	FNMA C I	5/21/2013	5/21/2018	5/21/2017	1.000%	1.015%	2,400,000	2,399,462.76	8,666.67	2,395,200.00	(4,262.76)
155955	3135G0XX4	712	FNMA C I	5/30/2013	5/25/2018	5/25/2017	1.050%	1.050%	1,700,000	1,700,000.00	6,247.50	1,696,481.00	(3,519.00)
165330	3130A77J8	712	FHLB C I	2/25/2016	5/25/2018	5/25/2017	1.050%	1.050%	1,500,000	1,500,000.00	5,512.50	1,497,690.00	(2,310.00)
155952	3133834Y4	712	FHLB C I	5/29/2013	5/29/2018	4/7/2017	1.040%	1.040%	1,500,000	1,500,000.00	5,286.67	1,495,650.00	(4,350.00)
167109	3130A96A4	712	FHLB C I	9/15/2016	6/15/2018	6/15/2017	1.000%	1.000%	2,700,000	2,700,000.00	7,950.00	2,688,201.00	(11,799.00)
168549	3134GAGS7	712	FHLMC C I	3/13/2017	8/23/2018	5/23/2017	1.040%	1.314%	5,000,000	4,983,388.89	5,488.89	4,984,450.00	3,950.00
166579	3135G0M67	712	FNMA C I	7/25/2016	1/25/2019	4/7/2017	1.000%	1.000%	3,200,000	3,200,000.00	5,866.67	3,181,280.00	(18,720.00)
166409	3136G3TD7	712	FNMA C I	6/28/2016	6/28/2019	6/28/2017	1.200%	1.214%	1,000,000	999,667.21	3,100.00	993,080.00	(6,587.21)
166410	3136G3TD7	712	FNMA C I	6/28/2016	6/28/2019	6/28/2017	1.200%	1.214%	600,000	599,800.33	1,860.00	595,848.00	(3,952.33)
166648	3134G9Q75	712	FHLMC C I	7/26/2016	7/26/2019	4/26/2017	1.250%	1.267%	2,459,000	2,457,978.22	5,549.83	2,444,172.23	(13,805.99)
165410	3136G2ZG5	712	FNMA C I	2/26/2016	8/26/2019	5/26/2017	1.300%	1.300%	2,300,000	2,300,000.00	2,906.94	2,272,584.00	(27,416.00)
166670	3136G3R49	712	FNMA C I	7/27/2016	1/27/2021	4/27/2017	1.500%	1.500%	2,001,000	2,001,000.00	5,336.00	1,941,410.22	(59,589.78)
166580	3136G3A70	712	FNMA C I	7/27/2016	7/27/2021	4/27/2017	1.500%	1.500%	4,800,000	4,800,000.00	12,800.00	4,685,952.00	(114,048.00)
166634	3136G3G82	712	FNMA C I	7/27/2016	7/27/2021	4/27/2017	1.550%	1.550%	582,000	582,000.00	1,603.73	564,813.54	(17,186.46)
<b>712 Total</b>									<b>197,784,808</b>	<b>197,112,505.38</b>	<b>348,999.59</b>	<b>196,558,506.86</b>	<b>(336,780.59)</b>
151207	825252869	713	AIM MONEY MARKET - D	3/1/2012	4/1/2017		0.377%	0.377%	3,981,500	3,981,500.00	-0.03	3,981,500.00	0.00
168208	48306AR58	713	CP - KAISER FOUNDATI	1/26/2017	4/5/2017		0.950%	0.952%	9,118,000	9,101,397.64	15,639.90	9,117,088.20	50.66
168210	313589EF6	713	FNMA D N	1/26/2017	4/12/2017		0.500%	0.501%	40,100	40,057.67	36.20	40,093.18	(0.69)
168251	89233GRC2	713	CP - TOYOTA MOTOR	2/1/2017	4/12/2017		0.870%	0.871%	2,541,000	2,536,701.47	3,623.05	2,540,301.23	(23.30)
168328	48306ARC3	713	CP - KAISER FOUNDATI	2/13/2017	4/12/2017		0.870%	0.871%	7,403,400	7,393,022.90	8,409.03	7,401,364.07	(67.87)
168346	64105RRJ1	713	CP - NESTLE FINAN CIA	2/15/2017	4/18/2017		0.680%	0.681%	3,953,000	3,948,370.60	3,360.05	3,951,319.98	(410.68)
168619	38480JRJ8	713	CP - GRAINGER	3/20/2017	4/18/2017		0.830%	0.831%	1,197,100	1,196,299.61	331.20	1,196,591.23	(39.58)
168473	46640PRK1	713	CP - JP MORGAN	3/2/2017	4/19/2017		0.830%	0.831%	1,290,700	1,289,271.63	892.73	1,290,119.19	(45.18)
168175	02665JRR3	713	CP - AMERICAN HONDA	1/23/2017	4/25/2017		0.900%	0.902%	4,585,000	4,574,454.50	7,794.50	4,582,249.00	0.00
168401	313397FC0	713	FHLMC D N	2/22/2017	5/3/2017		0.530%	0.531%	2,998,300	2,995,210.09	1,677.38	2,996,471.04	(416.43)
168718	313385FD3	713	FHLB D N	3/29/2017	5/4/2017		0.750%	0.751%	4,311,000	4,307,766.75	269.44	4,308,284.07	247.88
168516	59087AS91	713	CP - METLIFE FUND	3/8/2017	5/9/2017		0.810%	0.811%	3,218,300	3,213,810.47	1,737.88	3,215,242.62	(305.74)
168362	48306ASA6	713	CP - KAISER FOUNDATI	2/16/2017	5/10/2017		0.950%	0.952%	3,719,300	3,711,153.70	4,318.52	3,715,673.68	201.46
168127	48306ASB4	713	CP - KAISER FOUNDATI	1/13/2017	5/11/2017		1.050%	1.054%	3,300	3,288.64	7.51	3,296.70	0.55
168332	64105RSH4	713	CP - NESTLE FINAN CIA	2/13/2017	5/17/2017		0.770%	0.772%	6,012,000	6,000,041.13	6,043.73	6,005,086.20	(998.66)
168459	313385FZ4	713	FHLB D N	3/1/2017	5/24/2017		0.630%	0.631%	2,967,000	2,962,638.51	1,609.60	2,963,943.99	(304.12)
168485	313397GH8	713	FHLMC D N	3/6/2017	6/1/2017		0.700%	0.701%	2,504,000	2,499,764.07	1,265.91	2,500,920.08	(109.90)
168523	313385GH3	713	FHLB D N	3/9/2017	6/1/2017		0.720%	0.721%	3,514,000	3,508,096.48	1,616.44	3,509,677.78	(35.14)
168519	313385GP5	713	FHLB D N	3/8/2017	6/7/2017		0.785%	0.787%	2,416,000	2,411,205.92	1,264.37	2,412,738.40	268.11
168567	89233GT71	713	CP - TOYOTA MOTOR	3/15/2017	6/7/2017		1.020%	1.022%	1,333,000	1,329,827.46	642.06	1,330,667.99	198.47
168735	313589GQ0	713	FNMA D N	3/30/2017	6/8/2017		0.740%	0.741%	4,637,000	4,630,327.87	190.63	4,630,647.31	128.81
168498	313397GW5	713	FHLMC D N	3/7/2017	6/14/2017		0.700%	0.701%	1,958,000	1,954,230.85	951.81	1,955,063.00	(119.66)
168585	30229ATM1	713	CP - EXXON MOBIL	3/16/2017	6/21/2017		0.910%	0.912%	5,351,000	5,337,879.65	2,164.18	5,339,682.64	(361.20)
167079	313397KE0	713	FHLMC D N	9/7/2016	8/9/2017		0.565%	0.571%	100	99.47	0.32	99.72	(0.07)
168654	313397LJ8	713	FHLMC D N	3/23/2017	9/6/2017		0.870%	0.874%	6,142,000	6,117,211.91	1,335.89	6,119,397.44	849.64
<b>713 Total</b>									<b>85,194,100</b>	<b>85,043,628.99</b>	<b>65,182.30</b>	<b>85,107,518.74</b>	<b>(1,292.64)</b>
151208	825252869	714	AIM MONEY MARKET - D	3/1/2012	4/1/2017		0.393%	0.393%	5,166,400	5,166,400.00	43.68	5,166,400.00	0.00
168525	30229AR50	714	CP - EXXON MOBIL	3/9/2017	4/5/2017		0.730%	0.730%	7,000,000	6,996,167.50	3,264.72	6,999,300.00	(132.22)
168526	90328AR62	714	CP - USAA CAPITAL	3/9/2017	4/6/2017		0.700%	0.700%	5,000,000	4,997,277.78	2,236.11	4,999,375.00	(138.89)
168472	89233GR73	714	CP - TOYOTA MOTOR	3/2/2017	4/7/2017		0.770%	0.771%	5,000,000	4,996,150.00	3,208.33	4,999,250.00	(108.33)
168499	313589EF6	714	FNMA D N	3/7/2017	4/12/2017		0.600%	0.600%	3,000,000	2,998,200.00	1,250.00	2,999,490.00	40.00
168576	90328ARD7	714	CP - USAA CAPITAL	3/16/2017	4/13/2017		0.760%	0.760%	2,389,800	2,388,387.36	807.22	2,389,083.06	(111.52)
168620	38480JRJ8	714	CP - GRAINGER	3/20/2017	4/18/2017		0.830%	0.831%	3,802,900	3,800,357.34	1,052.14	3,801,283.77	(125.71)
168475	46640PRK1	714	CP - JP MORGAN	3/2/2017	4/19/2017		0.830%	0.831%	4,105,000	4,100,457.13	2,839.29	4,103,152.75	(143.67)
168500	313385EN2	714	FHLB D N	3/7/2017	4/19/2017		0.670%	0.671%	2,006,000	2,004,394.64	933.35	2,005,378.14	50.15
168524	30229ARK7	714	CP - EXXON MOBIL	3/9/2017	4/19/2017		0.730%	0.731%	5,639,000	5,634,311.80	2,629.97	5,636,462.45	(479.32)
168655	313385EN2	714	FHLB D N	3/23/2017	4/19/2017		0.730%	0.730%	36,494,000	36,474,019.54	6,660.15	36,482,686.86	2,007.17
168709	313385EN2	714	FHLB D N	3/28/2017	4/19/2017		0.745%	0.745%	14,849,000	14,842,239.58	1,229.17	14,844,396.81	928.06

**MIAMI-DADE COUNTY**  
**REPORT WRITER**  
**AS OF DATE: March 31, 2017**  
**SORTING ORDER: FUND ICC#**

INVESTMENT NUMBER	CUSIP NUMBER	FUND NUMBER	DESCRIPTION	PURCHASE SET DATE	MATURITY DATE	CALL DATE	INTEREST RATE	YTM TRADING	SCHEDULED PAR VALUE	CURRENT BOOK VALUE	PERIOD END INTEREST ACCRL	MARKET VALUE	UNREALIZED GAIN/LOSS
168631	38480JRL3	714	CP - GRAINGER	3/21/2017	4/20/2017		0.830%	0.831%	3,500,000	3,497,579.17	887.64	3,498,337.50	(129.31)
168734	74433GRL2	714	CP - PRUDENTIAL FUND	3/30/2017	4/20/2017		0.780%	0.780%	12,606,000	12,600,264.27	546.26	12,600,012.15	(798.38)
168744	912796KT5	714	TREASURY BILLS	3/31/2017	4/20/2017		0.711%	0.711%	5,335,000	5,332,892.68	105.37	5,333,186.10	188.05
<b>714 Total</b>									<b>115,893,100</b>	<b>115,829,098.79</b>	<b>27,693.40</b>	<b>115,857,794.59</b>	<b>1,046.08</b>
153349	316175108	740	FIDELITY GOVT FUND -	9/25/2012	4/1/2017		0.538%	0.538%	0	0.00	0.00	0.00	0.00
167353	64105RR36	740	CP - NESTLE FINANCIA	10/5/2016	4/3/2017		0.710%	0.713%	997,000	993,460.65	3,500.02	996,950.15	(10.52)
167439	313385DW3	740	FHLB D N	10/20/2016	4/3/2017		0.370%	0.371%	25,484,000	25,440,783.38	42,692.78	25,484,000.00	523.84
167476	313385DW3	740	FHLB D N	10/21/2016	4/3/2017		0.360%	0.361%	15,055,000	15,030,309.80	24,389.10	15,055,000.00	301.10
167494	313385DW3	740	FHLB D N	10/25/2016	4/3/2017		0.360%	0.361%	19,053,000	19,022,515.20	30,103.74	19,053,000.00	381.06
167684	313589DW0	740	FHLB D N	11/17/2016	4/3/2017		0.560%	0.561%	11,900,000	11,874,639.78	24,990.00	11,900,000.00	370.22
167685	313385DW3	740	FHLB D N	11/17/2016	4/3/2017		0.520%	0.521%	6,755,000	6,741,632.61	13,172.25	6,755,000.00	195.14
167686	313589DW0	740	FNMA D N	11/17/2016	4/3/2017		0.560%	0.561%	8,000,000	7,982,951.11	16,800.00	8,000,000.00	248.89
167892	313385DW3	740	FHLB D N	12/15/2016	4/3/2017		0.585%	0.586%	26,644,000	26,596,806.82	46,327.25	26,644,000.00	865.93
168172	313385DW3	740	FHLB D N	1/23/2017	4/3/2017		0.525%	0.526%	11,448,000	11,436,313.50	11,352.60	11,448,000.00	333.90
168356	313385DW3	740	FHLB D N	2/16/2017	4/3/2017		0.525%	0.525%	26,614,000	26,596,146.44	17,077.32	26,614,000.00	776.24
167440	313589ML4	740	FNMA D N	10/19/2016	10/2/2017		0.640%	0.644%	21,131,000	21,000,269.55	61,608.60	21,038,023.60	(23,854.55)
167458	313589ML4	740	FNMA D N	10/20/2016	10/2/2017		0.640%	0.644%	1,163,000	1,155,825.58	3,370.12	1,157,882.80	(1,312.90)
167475	313397ML2	740	FHLMC D N	10/21/2016	10/2/2017		0.630%	0.634%	5,000,000	4,969,725.00	14,175.00	4,978,000.00	(5,900.00)
167493	313589ML4	740	FNMA D N	10/25/2016	10/2/2017		0.640%	0.644%	3,000,000	2,981,760.00	8,426.67	2,986,800.00	(3,386.67)
168598	313397ML2	740	FHLMC D N	3/16/2017	10/2/2017		0.900%	0.905%	21,730,000	21,621,350.00	8,692.00	21,634,388.00	4,346.00
168701	313397ML2	740	FHLMC D N	3/28/2017	10/2/2017		0.870%	0.874%	15,255,000	15,185,691.45	1,474.65	15,187,878.00	711.90
168729	313397ML2	740	FHLMC D N	3/30/2017	10/2/2017		0.870%	0.874%	1,493,000	1,486,288.97	72.16	1,486,430.80	69.67
<b>740 Total</b>									<b>220,722,000</b>	<b>220,116,469.84</b>	<b>328,224.26</b>	<b>220,419,353.35</b>	<b>(25,340.75)</b>
152295	316175108	741	FIDELITY GOVT FUND -	6/22/2012	4/1/2017		0.263%	0.263%	0	0.00	-4.21	0.00	0.00
167060	313397KK6	741	FHLMC D N	9/6/2016	8/14/2017		0.580%	0.583%	1,494,000	1,485,768.06	4,982.49	1,489,637.52	(1,113.03)
168483	313385KK1	741	FHLB D N	3/3/2017	8/14/2017		0.760%	0.763%	265,000	264,082.51	162.24	264,226.20	(18.55)
168730	313397KK6	741	FHLMC D N	3/30/2017	8/14/2017		0.800%	0.802%	107,000	106,674.24	4.76	106,687.56	8.56
167459	313397LH2	741	FHLMC D N	10/20/2016	9/5/2017		0.610%	0.613%	111,000	110,398.13	306.58	110,593.74	(110.97)
168218	313397LH2	741	FHLMC D N	1/27/2017	9/5/2017		0.620%	0.622%	68,000	67,741.18	74.95	67,751.12	(65.01)
168334	313397LH2	741	FHLMC D N	2/14/2017	9/5/2017		0.640%	0.642%	647,000	644,665.05	529.10	644,631.98	(562.17)
168635	313397LH2	741	FHLMC D N	3/21/2017	9/5/2017		0.870%	0.874%	249,000	247,989.06	66.19	248,088.66	33.41
167533	313313LJ5	741	FFCB D N	10/31/2016	9/6/2017		0.650%	0.654%	1,268,000	1,260,902.72	3,479.96	1,263,333.76	(1,048.92)
161588	3134G3G46	741	FHLMC C I	12/18/2014	9/12/2017	4/7/2017	1.000%	1.040%	3,000,000	2,999,406.49	1,583.33	3,000,210.00	803.51
154392	3133ECA95	741	FFCB C I	12/28/2012	9/18/2017	4/7/2017	0.790%	0.833%	4,162,000	4,161,116.93	1,187.33	4,159,253.08	(1,863.85)
168015	313397PY1	741	FHLMC D N	12/30/2016	12/1/2017		0.700%	0.705%	219,000	217,569.20	391.77	217,615.92	(345.05)
161592	3130A3HF4	741	FHLB - BULLET	12/19/2014	12/8/2017		1.125%	1.167%	1,080,000	1,079,557.96	3,813.75	1,080,561.60	1,003.64
167647	3133EGG33	741	FFCB - BULLET	11/14/2016	5/14/2018		0.730%	0.803%	6,450,000	6,443,034.00	17,918.46	6,421,942.50	(21,091.50)
164446	3134G7T68	741	FHLMC C I	10/29/2015	7/27/2018	4/27/2017	1.000%	1.046%	1,709,000	1,707,838.07	3,038.22	1,704,710.41	(3,127.66)
166927	3134GAE65	741	FHLMC STEP UP	8/24/2016	8/24/2018	5/24/2017	1.250%	1.250%	1,575,000	1,575,000.00	2,023.44	1,549,973.25	(25,026.75)
165381	3136G2ZF7	741	FNMA C I	2/26/2016	2/26/2019	5/26/2017	1.200%	1.200%	3,015,000	3,015,000.00	3,517.50	3,000,618.45	(14,381.55)
166412	3135G0K93	741	FNMA C I	6/28/2016	6/28/2019	6/28/2017	1.250%	1.250%	4,900,000	4,900,000.00	15,822.92	4,875,892.00	(24,108.00)
165454	3136G3BF1	741	FNMA C I	2/26/2016	8/26/2019	5/26/2017	1.350%	1.350%	4,500,000	4,500,000.00	5,906.25	4,441,905.00	(58,095.00)
164445	3136G2RQ2	741	FNMA C I	10/29/2015	10/29/2019	4/29/2017	1.400%	1.400%	3,300,000	3,300,000.00	19,506.67	3,263,865.00	(36,135.00)
166187	3136G3RC1	741	FNMA C I	5/27/2016	11/25/2019	5/25/2017	1.400%	1.400%	4,200,000	4,200,000.00	20,580.00	4,181,562.00	(18,438.00)
166448	3136G3WR2	741	FNMA C I	6/30/2016	12/30/2019	6/30/2017	1.000%	1.000%	5,300,000	5,300,000.00	13,397.22	5,197,604.00	(102,396.00)
166710	3136G3E27	741	FNMA C I	7/29/2016	1/28/2020	7/28/2017	1.100%	1.137%	3,500,000	3,496,254.89	6,737.50	3,433,640.00	(62,614.89)
166362	3136G3TH8	741	FNMA C I	6/27/2016	3/27/2020	6/27/2017	1.300%	1.300%	4,800,000	4,800,000.00	693.33	4,754,016.00	(45,984.00)
166259	3136G3RZ0	741	FNMA C I	6/23/2016	6/23/2020	4/7/2017	1.500%	1.500%	3,000,000	3,000,000.00	12,250.00	2,942,130.00	(57,870.00)
165419	3130A7CT0	741	FHLB C I	2/26/2016	8/26/2020	5/26/2017	1.560%	1.560%	3,600,000	3,600,000.00	5,460.00	3,557,988.00	(42,012.00)
166964	3136G35C5	741	FNMA C I	8/30/2016	8/28/2020	5/28/2017	1.400%	1.400%	5,315,000	5,315,000.00	6,820.92	5,237,241.55	(77,758.45)
167063	3136G36B6	741	FNMA C I	9/15/2016	9/15/2020	6/15/2017	1.450%	1.450%	2,735,000	2,735,000.00	1,762.56	2,699,280.90	(35,719.10)
166446	3136G3WY7	741	FNMA C I	6/30/2016	9/30/2020	6/30/2017	1.270%	1.270%	7,665,000	7,665,000.00	270.40	7,420,869.75	(244,130.25)
166550	3130A8MP5	741	FHLB C I	7/13/2016	10/13/2020	4/7/2017	1.375%	1.375%	4,800,000	4,800,000.00	30,800.00	4,687,776.00	(112,224.00)
166664	3136G3C29	741	FNMA C I	7/29/2016	10/27/2020	4/27/2017	1.350%	1.368%	6,000,000	5,995,764.02	34,650.00	5,820,900.00	(174,864.02)

**MIAMI-DADE COUNTY**  
**REPORT WRITER**  
**AS OF DATE: March 31, 2017**  
**SORTING ORDER: FUND ICC#**

INVESTMENT NUMBER	CUSIP NUMBER	FUND NUMBER	DESCRIPTION	PURCHASE SET DATE	MATURITY DATE	CALL DATE	INTEREST RATE	YTM TRADING	SCHEDULED PAR VALUE	CURRENT BOOK VALUE	PERIOD END INTEREST ACCRL	MARKET VALUE	UNREALIZED GAIN/LOSS
165299	3130A7BT1	741	FHLB C I	2/26/2016	2/26/2021	5/26/2017	1.730%	1.730%	3,880,000	3,880,000.00	6,525.94	3,830,685.20	(49,314.80)
165865	3135G0J87	741	FNMA C I	4/28/2016	4/28/2021	4/28/2017	1.650%	1.654%	3,200,000	3,199,424.49	22,440.00	3,160,192.00	(39,232.49)
166005	3135G0J87	741	FNMA C I	5/9/2016	4/28/2021	4/28/2017	1.650%	1.656%	3,515,000	3,514,046.01	24,648.94	3,471,273.40	(42,772.61)
166126	3136G3QU2	741	FNMA C I	5/25/2016	5/25/2021	5/25/2017	1.750%	1.750%	6,000,000	6,000,000.00	36,750.00	5,935,620.00	(64,380.00)
166141	3134G9NC7	741	FHLMC C I	5/26/2016	5/26/2021	5/26/2017	1.700%	1.710%	5,600,000	5,597,483.68	33,055.56	5,429,760.00	(167,723.68)
166212	3136G3RT4	741	FNMA C I	6/7/2016	6/7/2021	6/7/2017	1.800%	1.800%	4,500,000	4,500,000.00	25,650.00	4,501,170.00	1,170.00
166447	3136G3SJ5	741	FNMA C I	6/30/2016	6/30/2021	6/30/2017	1.500%	1.500%	3,555,000	3,555,000.00	13,479.38	3,470,497.65	(84,502.35)
166658	3136G3T21	741	FNMA C I	7/29/2016	7/27/2021	4/27/2017	1.600%	1.600%	7,500,000	7,500,000.00	21,333.33	7,253,550.00	(246,450.00)
166553	3136G3XZ3	741	FNMA C I	7/28/2016	7/28/2021	4/28/2017	1.500%	1.500%	6,000,000	6,000,000.00	15,750.00	5,853,480.00	(146,520.00)
166588	3136G3C78	741	FNMA C I	7/28/2016	7/28/2021	4/28/2017	1.550%	1.550%	5,500,000	5,500,000.00	14,918.75	5,329,885.00	(170,115.00)
166649	3136G3J30	741	FNMA C I	7/28/2016	7/28/2021	4/28/2017	1.600%	1.600%	5,800,000	5,800,000.00	16,240.00	5,606,396.00	(193,604.00)
166788	3136G3W35	741	FNMA C I	8/17/2016	8/17/2021	5/17/2017	1.550%	1.550%	3,038,000	3,038,000.00	5,755.32	2,950,839.78	(87,160.22)
166928	3136G3X83	741	FNMA C I	8/24/2016	8/24/2021	5/24/2017	1.550%	1.550%	4,300,000	4,300,000.00	6,850.14	4,159,476.00	(140,524.00)
166963	3136G34M4	741	FNMA C I	8/26/2016	8/24/2021	5/24/2017	1.550%	1.550%	6,495,000	6,495,000.00	10,346.90	6,290,797.20	(204,202.80)
167209	3136G35Q4	741	FNMA C I	9/21/2016	9/15/2021	6/15/2017	1.550%	1.550%	8,410,000	8,410,000.00	5,793.56	8,137,852.40	(272,147.60)
167331	3136G4DJ9	741	FNMA C I	9/30/2016	9/30/2021	6/30/2017	1.510%	1.510%	3,500,000	3,500,000.00	146.81	3,393,215.00	(106,785.00)
<b>741 Total</b>									<b>169,827,000</b>	<b>169,782,716.69</b>	<b>477,418.26</b>	<b>166,619,195.58</b>	<b>(3,173,519.15)</b>
164540	316175I08	742	FIDELITY GOVT FUND -	11/9/2015	4/1/2017		0.001%	0.001%	0	0.00	-0.14	0.00	0.00
167301	3134GAMD3	742	FHLMC C I	9/28/2016	9/28/2018	4/7/2017	1.050%	1.050%	53,000	53,000.00	4.64	52,845.77	(154.23)
<b>742 Total</b>									<b>53,000</b>	<b>53,000.00</b>	<b>4.50</b>	<b>52,845.77</b>	<b>(154.23)</b>
151209	825252869	756	AIM MONEY MARKET - D	3/1/2012	4/1/2017		0.010%	0.010%	0	0.00	0.00	0.00	0.00
168705	313385EL6	756	FHLB D N	3/28/2017	4/17/2017		0.720%	0.720%	437,900	437,724.84	35.03	437,781.77	21.90
<b>756 Total</b>									<b>437,900</b>	<b>437,724.84</b>	<b>35.03</b>	<b>437,781.77</b>	<b>21.90</b>
151210	825252869	760	AIM MONEY MARKET - D	3/1/2012	4/1/2017		0.309%	0.309%	0	0.00	-0.03	0.00	0.00
168028	46640PR39	760	CP - JP MORGAN	1/3/2017	4/3/2017		1.030%	1.033%	5,013,000	5,000,091.53	12,621.62	5,012,749.35	36.20
166243	313589DY6	760	FNMA D N	6/2/2016	4/5/2017		0.640%	0.644%	115,500	114,869.63	622.16	115,495.38	3.59
168069	46640PR62	760	CP - JP MORGAN	1/5/2017	4/6/2017		1.000%	1.003%	1,070,000	1,067,295.28	2,556.11	1,069,866.25	14.86
168211	313589EF6	760	FNMA D N	1/26/2017	4/12/2017		0.500%	0.501%	105,800	105,688.32	95.52	105,782.01	(1.83)
168609	90328ARD7	760	CP - USAA CAPITAL	3/17/2017	4/13/2017		0.760%	0.760%	5,067,000	5,064,111.81	1,604.55	5,065,479.90	(236.46)
168706	313385EL6	760	FHLB D N	3/28/2017	4/17/2017		0.720%	0.720%	59,100	59,076.36	4.73	59,084.04	2.95
168092	02665JRJ1	760	CP - AMERICAN HONDA	1/9/2017	4/18/2017		0.850%	0.852%	944,000	941,793.40	1,827.69	943,598.80	(22.29)
168209	48306ARK5	760	CP - KAISER FOUNDATI	1/26/2017	4/19/2017		0.980%	0.982%	5,614,000	5,601,315.48	9,933.66	5,611,473.70	224.56
164387	3133EFKR7	760	FFCB - BULLET	10/22/2015	4/21/2017		0.500%	0.554%	5,000,000	4,998,676.42	11,111.11	4,999,650.00	973.58
167993	313385ET9	760	FHLB D N	12/28/2016	4/24/2017		0.580%	0.581%	4,600	4,591.33	6.97	4,598.16	(0.14)
168114	48306ASB4	760	CP - KAISER FOUNDATI	1/11/2017	5/11/2017		1.050%	1.054%	131,000	130,541.50	305.67	130,869.00	21.83
168128	48306ASB4	760	CP - KAISER FOUNDATI	1/13/2017	5/11/2017		1.050%	1.054%	1,217,700	1,213,509.08	2,770.27	1,216,482.30	202.95
167882	46640PSH7	760	CP - JP MORGAN	12/14/2016	5/17/2017		1.100%	1.105%	1,001,200	996,488.80	3,303.96	1,000,048.62	255.86
168196	02665JSN1	760	CP - AMERICAN HONDA	1/25/2017	5/22/2017		0.920%	0.923%	10,100	10,069.80	17.04	10,087.12	0.28
165140	912828SY7	760	TREASURY NOTES	1/22/2016	5/31/2017		0.625%	0.793%	921,600	920,836.51	1,930.55	921,507.84	671.33
165997	3130A7Z99	760	FHLB C I	5/11/2016	6/5/2017	4/7/2017	0.700%	0.700%	5,535,000	5,535,000.00	12,484.50	5,533,893.00	(1,107.00)
166407	313313HF8	760	FFCB D N	6/24/2016	6/23/2017		0.580%	0.583%	3,000,000	2,982,406.67	13,581.66	2,994,930.00	(1,058.33)
168545	313397HL8	760	FHLMC D N	3/13/2017	6/28/2017		0.750%	0.752%	18,000	17,959.88	7.12	17,967.78	0.78
168694	02665JU57	760	CP - AMERICAN HONDA	3/27/2017	7/5/2017		1.000%	1.003%	5,027,000	5,013,036.11	698.19	5,013,203.68	(530.62)
165518	3133EFK30	760	FFCB - BULLET	3/11/2016	7/7/2017		0.770%	0.827%	3,920,000	3,918,904.35	7,042.94	3,917,726.40	(1,177.95)
166596	313589JA2	760	FNMA D N	7/18/2016	7/12/2017		0.570%	0.573%	562,900	559,700.38	2,290.54	561,678.51	(312.41)
168675	46640PUH4	760	CP - JP MORGAN	3/24/2017	7/17/2017		1.200%	1.205%	4,377,000	4,360,221.50	1,167.20	4,363,470.21	2,081.51
167734	313397JH5	760	FHLMC D N	11/23/2016	7/19/2017		0.590%	0.592%	309,800	308,591.61	654.97	309,081.26	(165.32)
164395	3134G7W72	760	FHLMC C I	10/28/2015	7/28/2017	4/28/2017	0.700%	0.700%	2,500,000	2,500,000.00	3,062.50	2,498,675.00	(1,325.00)
165098	912828D49	760	TREASURY NOTES	1/15/2016	8/15/2017		0.875%	0.900%	2,600,000	2,599,683.72	2,828.04	2,600,000.00	316.28
164459	3134G74N8	760	FHLMC C I	11/18/2015	8/18/2017	5/18/2017	0.700%	0.700%	2,300,000	2,300,000.00	1,923.06	2,298,735.00	(1,265.00)
164474	3134G74N8	760	FHLMC C I	11/18/2015	8/18/2017	5/18/2017	0.700%	0.700%	2,900,000	2,900,000.00	2,424.72	2,898,405.00	(1,595.00)
164508	3134G82K4	760	FHLMC C I	11/25/2015	8/25/2017	5/25/2017	0.800%	0.843%	1,000,000	998,788.73	800.00	998,450.00	(1,338.73)
165331	3134G8L49	760	FHLMC C I	2/25/2016	8/25/2017	5/25/2017	0.800%	0.800%	3,842,000	3,842,000.00	3,073.60	3,839,810.06	(2,189.94)
165409	3134G8L49	760	FHLMC C I	2/25/2016	8/25/2017	5/25/2017	0.800%	0.800%	1,530,000	1,530,000.00	1,224.00	1,529,127.90	(872.10)

**MIAMI-DADE COUNTY**  
**REPORT WRITER**  
**AS OF DATE: March 31, 2017**  
**SORTING ORDER: FUND ICC#**

INVESTMENT NUMBER	CUSIP NUMBER	FUND NUMBER	DESCRIPTION	PURCHASE SET DATE	MATURITY DATE	CALL DATE	INTEREST RATE	YTM TRADING	SCHEDULED PAR VALUE	CURRENT BOOK VALUE	PERIOD END INTEREST ACCRL	MARKET VALUE	UNREALIZED GAIN/LOSS
167093	313385LD6	760	FHLB D N	9/8/2016	9/1/2017		0.680%	0.685%	2,500,000	2,483,094.44	9,680.56	2,491,100.00	(1,675.00)
167457	313397LD1	760	FHLMC D N	10/19/2016	9/1/2017		0.610%	0.613%	335,000	333,200.58	930.93	333,807.40	(324.11)
164593	313380EC7	760	FHLB - BULLET	11/16/2015	9/8/2017		0.750%	0.836%	1,520,000	1,519,352.92	728.33	1,518,632.00	(720.92)
167398	313380EC7	760	FHLB - BULLET	10/13/2016	9/8/2017		0.750%	0.750%	3,922,600	3,922,600.00	1,879.58	3,919,069.66	(3,530.34)
168221	313397LL3	760	FHLMC D N	1/27/2017	9/8/2017		0.620%	0.622%	26,600	26,497.38	29.32	26,500.78	(25.92)
167683	313313LP1	760	FFCB D N	11/17/2016	9/11/2017		0.700%	0.704%	708,000	703,897.53	1,858.50	705,309.60	(446.43)
167106	3130A9F22	760	FHLB - BULLET	9/12/2016	9/12/2017		0.625%	0.640%	5,700,000	5,699,571.33	1,880.21	5,691,450.00	(8,121.33)
167709	313397LR0	760	FHLMC D N	11/21/2016	9/13/2017		0.620%	0.623%	10,000	9,949.02	22.56	9,961.50	(10.08)
167631	313397MF5	760	FHLMC D N	11/10/2016	9/27/2017		0.620%	0.623%	421,500	419,169.81	1,030.80	864,869.67	(952.94)
165555	3134G8NM7	760	FHLMC C I	3/29/2016	9/29/2017	6/29/2017	0.850%	0.850%	4,000,000	4,000,000.00	188.89	3,997,480.00	(2,520.00)
167474	313397MM0	760	FHLMC D N	10/21/2016	10/3/2017		0.630%	0.634%	13,000	12,921.06	36.85	12,942.54	(15.37)
167541	313589MN0	760	FNMA D N	10/31/2016	10/4/2017		0.640%	0.644%	835,000	829,982.58	2,256.35	831,284.25	(954.68)
167588	313589MN0	760	FNMA D N	11/4/2016	10/4/2017		0.640%	0.644%	548,000	544,746.10	1,441.85	548,561.00	(626.55)
167389	313397MP3	760	FHLMC D N	10/13/2016	10/5/2017		0.630%	0.634%	881,000	875,495.95	2,620.98	877,061.93	(1,055.00)
167471	313397MP3	760	FHLMC D N	10/20/2016	10/5/2017		0.630%	0.634%	317,000	315,058.38	904.24	315,583.01	(379.61)
167492	313397MP3	760	FHLMC D N	10/25/2016	10/5/2017		0.630%	0.634%	3,052,000	3,033,573.55	8,438.78	3,038,357.56	(3,654.77)
167505	313397MP3	760	FHLMC D N	10/26/2016	10/5/2017		0.630%	0.634%	12,600	12,524.15	34.62	12,543.68	(15.99)
167589	313313MP0	760	FFCB D N	11/4/2016	10/5/2017		0.680%	0.684%	5,000,000	4,968,361.11	13,977.78	4,977,650.00	(4,688.89)
168019	313385MP8	760	FHLB D N	12/30/2016	10/5/2017		0.710%	0.714%	171,000	170,059.07	310.27	170,235.63	(133.71)
168476	313397MP3	760	FHLMC D N	3/2/2017	10/5/2017		0.820%	0.824%	479,000	476,632.41	327.32	476,858.87	(100.86)
168723	313397MP3	760	FHLMC D N	3/29/2017	10/5/2017		0.870%	0.874%	1,767,400	1,759,284.69	128.14	1,759,499.72	86.89
168737	313397MP3	760	FHLMC D N	3/30/2017	10/5/2017		0.870%	0.874%	831,000	827,204.41	40.16	827,285.43	40.86
168625	313397MV0	760	FHLMC D N	3/20/2017	10/11/2017		0.890%	0.895%	924,400	919,175.09	274.24	920,247	139.94
164602	3135G0RT2	760	FNMA - BULLET	11/17/2015	12/20/2017		0.875%	0.940%	2,928,000	2,926,116.73	7,187.83	2,923,695.84	(2,420.89)
166767	3133EGGP4	760	FFCB - BULLET	8/4/2016	12/20/2017		0.700%	0.700%	808,500	808,500.00	1,587.80	806,761.73	(1,738.28)
166411	3134G9WU7	760	FHLMC C I	6/28/2016	12/28/2017	6/28/2017	0.800%	0.800%	2,700,000	2,700,000.00	5,580.00	2,695,464.00	(4,536.00)
168168	313385RK4	760	FHLB D N	1/19/2017	1/5/2018		0.890%	0.898%	4,586,000	4,546,204.99	8,163.08	4,552,109.46	(2,258.61)
166743	3130A8SE4	760	FHLB - BULLET	8/3/2016	1/19/2018		0.750%	0.757%	2,000,000	1,999,863.67	3,000.00	1,996,960.00	(2,903.67)
167004	3133EGNT8	760	FFCB - BULLET	9/1/2016	1/26/2018		0.760%	0.820%	2,200,000	2,198,686.19	3,018.89	2,194,236.00	(4,450.19)
168378	3135G0TG8	760	FNMA - BULLET	2/21/2017	2/8/2018		0.875%	0.916%	5,500,000	5,499,592.85	7,085.07	5,489,605.00	(8,250.00)
155928	3133ECNZ3	760	FFCB C I	5/13/2013	2/9/2018	4/7/2017	0.840%	0.885%	2,300,000	2,298,985.50	2,790.67	2,290,593.00	(8,392.50)
168386	313313TC2	760	FFCB D N	2/21/2017	2/15/2018		0.890%	0.898%	3,442,200	3,411,649.52	3,318.85	3,412,390.55	(2,577.82)
168527	313385TX4	760	FHLB D N	3/10/2017	3/6/2018		1.110%	1.122%	2,676,300	2,646,510.55	1,815.42	2,651,249.83	2,923.86
166545	3133EGKQ7	760	FFCB - BULLET	7/13/2016	4/6/2018		0.700%	0.720%	2,500,000	2,499,244.07	8,506.94	2,488,100.00	(11,144.07)
167089	3137EAEA3	760	FHLMC - BULLET	9/8/2016	4/9/2018		0.750%	0.760%	4,000,000	3,999,395.43	14,333.32	3,984,200.00	(15,195.43)
167325	3133EGUA1	760	FFCB - BULLET	9/29/2016	4/12/2018		0.790%	0.801%	2,600,000	2,599,594.40	9,642.39	2,590,718.00	(8,876.40)
167648	3133EGG33	760	FFCB - BULLET	11/14/2016	5/14/2018		0.730%	0.805%	5,261,000	5,255,107.68	14,615.35	5,238,114.65	(16,993.03)
155951	3135G0XG3	760	FNMA C I	5/21/2013	5/21/2018	5/21/2017	1.000%	1.033%	1,900,000	1,899,092.67	6,861.11	1,895,782.00	(3,310.67)
155953	313383Y44	760	FHLB C I	5/29/2013	5/29/2018	4/7/2017	1.040%	1.040%	1,800,000	1,800,000.00	6,344.00	1,794,780.00	(5,220.00)
167110	3130A96A4	760	FHLB C I	9/15/2016	6/15/2018	6/15/2017	1.000%	1.000%	2,900,000	2,900,000.00	8,538.89	2,887,327.00	(12,673.00)
168653	3134G9UY1	760	FHLMC C I	3/23/2017	6/29/2018		1.000%	1.091%	5,000,000	5,005,966.67	12,777.78	4,989,250.00	(5,050.00)
167323	3133EGJS5	760	FFCB - BULLET	9/29/2016	7/5/2018		0.700%	0.826%	4,400,000	4,391,808.07	7,357.78	4,380,816.00	(10,992.07)
164390	3134G73Q2	760	FHLMC C I	10/27/2015	7/27/2018	4/27/2017	1.000%	1.000%	2,000,000	2,000,000.00	3,555.56	1,988,180.00	(11,820.00)
167027	3133EGPL3	760	FFCB BULLET	9/2/2016	7/27/2018		0.830%	0.936%	4,000,000	3,993,708.51	5,902.22	3,983,960.00	(9,748.51)
168422	3134G7T68	760	FHLMC C I	2/27/2017	7/27/2018	4/27/2017	1.000%	1.089%	1,400,000	1,399,416.67	2,488.89	1,396,486.00	(1,764.00)
168124	3134GABQ6	760	FHLMC C I	1/13/2017	8/15/2018	8/15/2017	1.000%	1.127%	2,980,000	2,974,389.98	3,807.78	2,970,166.00	(4,223.98)
167326	3130A9JM4	760	FHLB - BULLET	9/29/2016	9/19/2018		0.850%	0.863%	2,964,700	2,964,113.32	840.00	2,947,237.92	(16,875.40)
166035	3130A7S71	760	FHLB C I	5/11/2016	10/26/2018	4/7/2017	1.000%	1.004%	2,400,000	2,399,805.17	10,333.33	2,390,760.00	(9,045.17)
166657	3135G0M67	760	FNMA C I	7/26/2016	1/25/2019	4/7/2017	1.000%	1.051%	2,000,000	1,998,003.83	3,666.67	1,988,300.00	(9,703.83)
168530	3133EHAP8	760	FFCB - BULLET	3/10/2017	2/27/2019		1.250%	1.478%	3,000,000	2,988,154.17	3,541.67	2,992,380.00	5,580.00
166188	3136G3NZ4	760	FNMA C I	5/27/2016	5/29/2020	5/29/2017	1.500%	1.500%	3,116,000	3,116,000.00	15,839.67	3,060,161.28	(55,838.72)
<b>760 Total</b>									<b>183,034,100</b>	<b>182,679,050.40</b>	<b>333,496.84</b>	<b>182,944,884.43</b>	<b>(275,573.85)</b>
151211	825252869	778	AIM MONEY MARKET - D	3/1/2012	4/1/2017		0.020%	0.020%	0	0.00	0.00	0.00	0.00
<b>778 Total</b>									<b>0</b>	<b>0.00</b>	<b>0.00</b>	<b>0.00</b>	<b>0.00</b>

**MIAMI-DADE COUNTY**  
**REPORT WRITER**  
**AS OF DATE: March 31, 2017**  
**SORTING ORDER: FUND ICC#**

INVESTMENT NUMBER	CUSIP NUMBER	FUND NUMBER	DESCRIPTION	PURCHASE SET DATE	MATURITY DATE	CALL DATE	INTEREST RATE	YTM TRADING	SCHEDULED PAR VALUE	CURRENT BOOK VALUE	PERIOD END INTEREST ACCRL	MARKET VALUE	UNREALIZED GAIN/LOSS
151212	825252869	779	AIM MONEY MARKET - D	3/1/2012	4/1/2017		0.378%	0.378%	1,226,700	1,226,700.00	0.02	1,226,700.00	0.00
168161	89233GR32	779	CP - TOYOTA MOTOR	1/19/2017	4/3/2017		0.800%	0.801%	1,000,000	998,355.56	1,600.00	999,950.00	(5.56)
166238	313589DY6	779	FNMA D N	6/2/2016	4/5/2017		0.640%	0.644%	400,000	397,816.89	2,154.67	399,984.00	12.44
168212	313589EF6	779	FNMA D N	1/26/2017	4/12/2017		0.500%	0.501%	4,100	4,095.67	3.70	4,099.30	(0.07)
168329	48306ARC3	779	CP - KAISER FOUNDATI	2/13/2017	4/12/2017		0.870%	0.871%	1,714,600	1,712,196.70	1,947.50	1,714,128.49	(15.72)
168093	02665JR1	779	CP - AMERICAN HONDA	1/9/2017	4/18/2017		0.850%	0.852%	2,579,000	2,572,971.59	4,993.23	2,577,903.93	(60.90)
167470	313589EN9	779	FNMA D N	10/20/2016	4/19/2017		0.471%	0.472%	176,000	175,583.22	375.33	175,945.44	(13.11)
168677	38480JRK5	779	CP - GRAINGER	3/24/2017	4/19/2017		0.830%	0.831%	380,000	379,772.21	70.09	379,829.00	(13.30)
166209	313385ET9	779	FHLB D N	5/31/2016	4/24/2017		0.700%	0.704%	81,200	80,682.12	481.57	81,167.52	3.83
167994	313385ET9	779	FHLB D N	12/28/2016	4/24/2017		0.580%	0.581%	250,300	249,828.18	379.07	250,199.88	(7.37)
166566	313397FC0	779	FHLMC D N	7/13/2016	5/3/2017		0.500%	0.502%	1,586,500	1,580,021.79	5,773.10	1,585,532.24	(262.65)
168402	313397FC0	779	FHLMC D N	2/22/2017	5/3/2017		0.530%	0.531%	707,700	706,970.68	395.92	707,268.30	(98.30)
167487	313397FK2	779	FHLMC D N	10/24/2016	5/10/2017		0.470%	0.471%	1,286,000	1,282,675.69	2,669.52	1,285,035.50	(309.71)
168115	48306ASB4	779	CP - KAISER FOUNDATI	1/11/2017	5/11/2017		1.050%	1.054%	290,000	288,985.00	676.67	289,710.00	48.33
167883	46640PSH7	779	CP - JP MORGAN	12/14/2016	5/17/2017		1.100%	1.105%	1,513,800	1,506,676.73	4,995.54	1,512,059.13	386.86
168197	02665JSN1	779	CP - AMERICAN HONDA	1/25/2017	5/22/2017		0.920%	0.923%	1,933,900	1,928,117.64	3,261.84	1,931,434.28	54.80
168721	313385FZ4	779	FHLB D N	3/29/2017	5/24/2017		0.765%	0.766%	2,056,500	2,054,052.77	131.10	2,054,381.81	197.94
166240	3130A8CP6	779	FHLB - BULLET	6/2/2016	6/1/2017		0.750%	0.770%	1,600,000	1,599,840.88	4,000.00	1,599,728.00	(112.88)
167944	64105RTK6	779	CP - NESTLE FINANCIA	12/21/2016	6/19/2017		0.950%	0.955%	2,425,000	2,413,481.25	6,463.30	2,419,997.76	53.21
168546	313397HL8	779	FHLMC D N	3/13/2017	6/28/2017		0.750%	0.752%	793,300	791,531.60	314.01	791,879.99	34.38
166519	313313HU5	779	FFCB D N	7/7/2016	7/6/2017		0.540%	0.543%	1,200,000	1,193,448.00	4,824.00	1,197,552.00	(720.00)
168165	89233GU79	779	CP - TOYOTA MOTOR	1/19/2017	7/7/2017		0.950%	0.954%	678,000	674,976.31	1,288.20	676,100.09	(164.42)
166597	313589JA2	779	FNMA D N	7/18/2016	7/12/2017		0.570%	0.573%	89,100	88,593.54	362.56	88,906.65	(49.45)
166898	313397JA0	779	FHLMC D N	8/18/2016	7/12/2017		0.515%	0.517%	495,800	493,473.60	1,602.95	494,724.11	(352.44)
168676	46640PUH4	779	CP - JP MORGAN	3/24/2017	7/17/2017		1.200%	1.205%	623,000	620,611.83	166.13	621,074.24	296.28
167735	313397JH5	779	FHLMC D N	11/23/2016	7/19/2017		0.590%	0.592%	1,201,200	1,196,514.65	2,539.54	1,198,413.22	(640.97)
167806	313385JY3	779	FHLB D N	12/5/2016	8/3/2017		0.670%	0.673%	1,512,000	1,505,218.26	3,292.38	1,507,947.84	(562.80)
167080	313397KE0	779	FHLMC D N	9/7/2016	8/9/2017		0.565%	0.568%	1,922,300	1,912,163.07	6,214.90	1,916,898.34	(1,479.63)
166814	3130A8ZN6	779	FHLB C I	8/15/2016	8/15/2017	5/15/2017	0.750%	0.750%	1,033,333	1,033,333.33	990.28	1,032,630.66	(702.67)
164509	3134G82K4	779	FHLMC C I	11/25/2015	8/25/2017	5/25/2017	0.800%	0.843%	500,000	499,894.37	400.00	499,225.00	(669.37)
167399	313380EC7	779	FHLB - BULLET	10/13/2016	9/8/2017		0.750%	0.750%	77,400	77,400.00	37.09	77,330.34	(69.66)
168222	313397LL3	779	FHLMC D N	1/27/2017	9/8/2017		0.620%	0.622%	11,300	11,256.41	12.45	11,257.85	(11.01)
167247	313313LP1	779	FFCB D N	9/21/2016	9/11/2017		0.690%	0.695%	79,300	78,760.43	291.82	78,998.66	(53.59)
167708	313397LR0	779	FHLMC D N	11/21/2016	9/13/2017		0.620%	0.623%	145,200	144,459.80	327.59	144,640.98	(146.41)
168347	313313LX4	779	FFCB D N	2/15/2017	9/19/2017		0.690%	0.693%	1,810,000	1,802,506.60	1,561.13	1,802,778.10	(1,289.63)
167564	313589LY7	779	FNMA D N	11/2/2016	9/20/2017		0.620%	0.623%	651,500	647,887.07	1,683.04	648,887.49	(682.62)
167506	313397MP3	779	FHLMC D N	10/26/2016	10/5/2017		0.630%	0.634%	821,400	816,455.17	2,256.80	817,728.34	(983.63)
168477	313397MP3	779	FHLMC D N	3/2/2017	10/5/2017		0.820%	0.824%	3,218,000	3,202,094.14	2,198.97	3,203,615.54	(677.57)
168623	313397MV0	779	FHLMC D N	3/20/2017	10/11/2017		0.890%	0.895%	948,600	943,792.44	281.42	944,217.47	143.61
165773	3134G7U25	779	FHLMC C I	4/4/2016	10/27/2017	4/27/2017	0.800%	0.848%	1,000,000	999,521.89	3,422.22	998,880.00	(641.89)
166768	3133EGGP4	779	FFCB - BULLET	8/4/2016	12/20/2017		0.700%	0.700%	261,500	261,500.00	513.56	260,937.78	(562.23)
168299	3130AAP77	779	FHLB - BULLET	2/8/2017	1/23/2018		0.750%	0.868%	2,240,000	2,238,191.20	3,173.33	2,234,780.80	(2,710.40)
168528	313385TX4	779	FHLB D N	3/10/2017	3/6/2018		1.110%	1.122%	103,700	102,545.73	70.34	102,729.37	113.30
167649	3133EGG33	779	FFCB - BULLET	11/14/2016	5/14/2018		0.730%	0.805%	1,489,000	1,487,332.32	4,136.52	1,482,522.85	(4,809.47)
167327	3130AJJM4	779	FHLB - BULLET	9/29/2016	9/19/2018		0.850%	0.863%	2,435,300	2,434,818.08	689.99	2,420,956.08	(13,862.00)
166647	3134G9Q75	779	FHLMC C I	7/26/2016	7/26/2019	4/26/2017	1.250%	1.267%	601,000	600,750.27	1,356.42	597,375.97	(3,374.30)
165411	3136G2ZG5	779	FNMA C I	2/26/2016	8/26/2019	5/26/2017	1.300%	1.300%	2,700,000	2,700,000.00	3,412.50	2,667,816.00	(32,184.00)
166671	3136G3R49	779	FNMA C I	7/27/2016	1/27/2021	4/27/2017	1.500%	1.500%	1,499,000	1,499,000.00	3,997.33	1,454,359.78	(44,640.22)
<b>779 Total</b>									<b>51,351,533</b>	<b>51,216,854.68</b>	<b>91,789.64</b>	<b>51,170,220.12</b>	<b>(111,594.97)</b>
151213	825252869	796	AIM MONEY MARKET - D	3/1/2012	4/1/2017		0.010%	0.010%	0	0.00	0.01	0.00	0.00
168707	313385EL6	796	FHLB D N	3/28/2017	4/17/2017		0.720%	0.720%	65,000	64,974.00	5.20	64,982.45	3.25
<b>796 Total</b>									<b>65,000</b>	<b>64,974.00</b>	<b>5.21</b>	<b>64,982.45</b>	<b>3.25</b>
151214	825252869	1010	AIM MONEY MARKET - D	3/1/2012	4/1/2017		0.010%	0.010%	0	0.00	3.02	0.00	0.00
168708	313385EL6	1010	FHLB D N	3/28/2017	4/17/2017		0.720%	0.720%	7,990,000	7,986,804.00	639.20	7,987,842.70	399.50





**MIAMI-DADE COUNTY**  
**REPORT WRITER**  
**AS OF DATE: March 31, 2017**  
**SORTING ORDER: FUND ICC#**

INVESTMENT NUMBER	CUSIP NUMBER	FUND NUMBER	DESCRIPTION	PURCHASE SET DATE	MATURITY DATE	CALL DATE	INTEREST RATE	YTM TRADING	SCHEDULED PAR VALUE	CURRENT BOOK VALUE	PERIOD END INTEREST ACCRL	MARKET VALUE	UNREALIZED GAIN/LOSS
<b>1055 Total</b>									<b>1,500</b>	<b>1,499.10</b>	<b>-0.34</b>	<b>1,499.33</b>	<b>(0.06)</b>
151234	316175108	1056	FIDELITY GOVT FUND -	3/1/2012	4/1/2017		0.498%	0.498%	4,547,919	4,547,919.00	-25.33	4,547,919.00	0.00
168680	38480JRK5	1056	CP - GRAINGER	3/24/2017	4/19/2017		0.830%	0.831%	1,500	1,499.10	0.28	1,499.33	(0.06)
<b>1056 Total</b>									<b>4,549,419</b>	<b>4,549,418.10</b>	<b>-25.05</b>	<b>4,549,418.33</b>	<b>(0.06)</b>
163358	316175108	1060	FIDELITY GOVT FUND -	7/8/2015	4/1/2017		0.498%	0.498%	5,029,900	5,029,900.00	0.64	5,029,900.00	0.00
168681	38480JRK5	1060	CP - GRAINGER	3/24/2017	4/19/2017		0.830%	0.831%	1,600	1,599.04	0.30	1,599.28	(0.06)
<b>1060 Total</b>									<b>5,031,500</b>	<b>5,031,499.04</b>	<b>0.94</b>	<b>5,031,499.28</b>	<b>(0.06)</b>
163612	316175108	1061	FIDELITY GOVT FUND -	7/8/2015	4/1/2017		0.254%	0.254%	0	0.00	0.65	0.00	0.00
<b>1061 Total</b>									<b>0</b>	<b>0.00</b>	<b>0.65</b>	<b>0.00</b>	<b>0.00</b>
165509	316175108	1062	FIDELITY GOVT FUND -	3/3/2016	4/1/2017		0.496%	0.496%	2,256,714	2,256,714.00	-61.55	2,256,714.00	0.00
168584	30229AR50	1062	CP - EXXON MOBIL	3/16/2017	4/5/2017		0.820%	0.820%	1,026,000	1,025,532.60	373.92	1,025,897.40	(9.12)
168733	313385DY9	1062	FHLB D N	3/30/2017	4/5/2017		0.630%	0.630%	848,100	848,010.95	29.68	848,066.08	25.45
168683	89233GRA6	1062	CP - TOYOTA MOTOR	3/24/2017	4/10/2017		0.820%	0.820%	2,439,000	2,438,055.57	444.44	2,438,451.23	(48.79)
168495	313385EF9	1062	FHLB D N	3/7/2017	4/12/2017		0.650%	0.650%	1,600,000	1,598,960.00	722.22	1,599,728.00	45.78
168579	90328ARD7	1062	CP - USAA CAPITAL	3/16/2017	4/13/2017		0.760%	0.760%	2,001,200	2,000,017.07	675.96	2,000,599.64	(93.39)
168636	38480JRK5	1062	CP - GRAINGER	3/20/2017	4/18/2017		0.830%	0.832%	3,000	2,997.99	0.83	2,998.73	(0.10)
168496	313385EN2	1062	FHLB D N	3/7/2017	4/19/2017		0.650%	0.651%	468,000	467,636.65	211.25	467,854.92	7.02
168711	313589FS7	1062	FNMA D N	3/28/2017	5/17/2017		0.740%	0.741%	4,964,000	4,958,898.11	408.15	4,959,582.04	275.78
<b>1062 Total</b>									<b>15,606,014</b>	<b>15,596,822.94</b>	<b>2,804.90</b>	<b>15,599,892.04</b>	<b>202.63</b>
165510	316175108	1063	FIDELITY GOVT FUND -	3/2/2016	4/1/2017		0.498%	0.498%	18,675	18,675.00	-2.65	18,675.00	0.00
<b>1063 Total</b>									<b>18,675</b>	<b>18,675.00</b>	<b>-2.65</b>	<b>18,675.00</b>	<b>0.00</b>
166955	316175108	1064	FIDELITY MMKT - COI	8/26/2016	4/1/2017		0.498%	0.498%	23,700	23,700.00	-0.01	23,700.00	0.00
<b>1064 Total</b>									<b>23,700</b>	<b>23,700.00</b>	<b>-0.01</b>	<b>23,700.00</b>	<b>0.00</b>
166956	316175108	1065	FIDELITY MMKT COI AC	8/26/2016	4/1/2017		0.498%	0.498%	35,500	35,500.00	-0.01	35,500.00	0.00
<b>1065 Total</b>									<b>35,500</b>	<b>35,500.00</b>	<b>-0.01</b>	<b>35,500.00</b>	<b>0.00</b>
168695	316175108	1066	FIDELITY MMKT - COI	3/27/2017	4/1/2017		0.445%	0.445%	508,072	508,072.20	0.00	508,072.20	0.00
<b>1066 Total</b>									<b>508,072</b>	<b>508,072.20</b>	<b>0.00</b>	<b>508,072.20</b>	<b>0.00</b>
<b>Grand Total</b>									<b>3,656,246,593</b>	<b>3,647,308,289.38</b>	<b>6,479,011.43</b>	<b>3,640,132,881.92</b>	<b>(10,426,672.78)</b>