



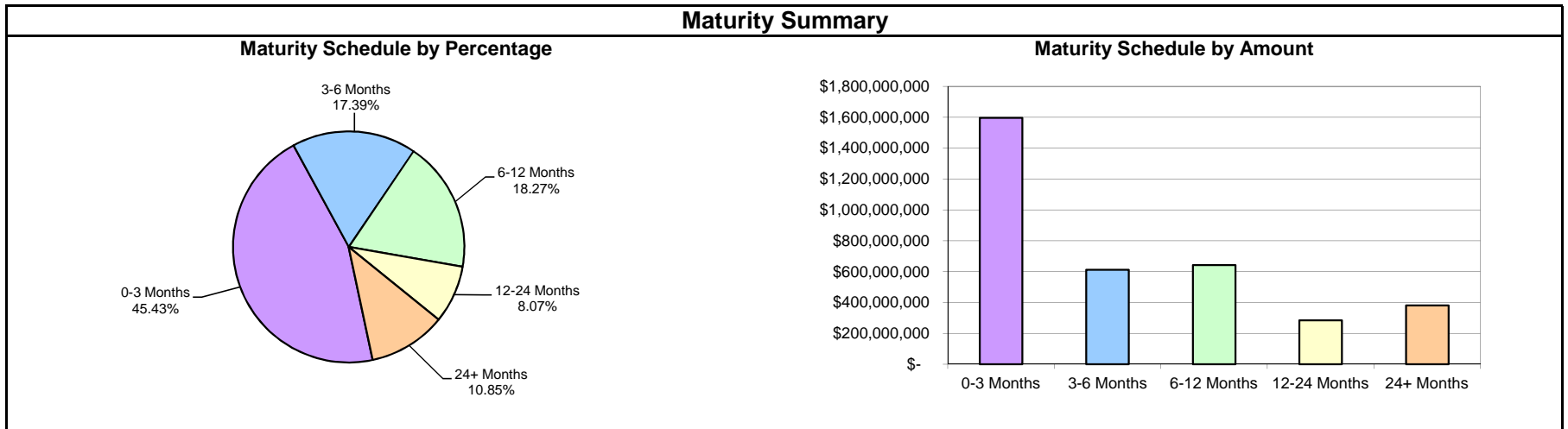
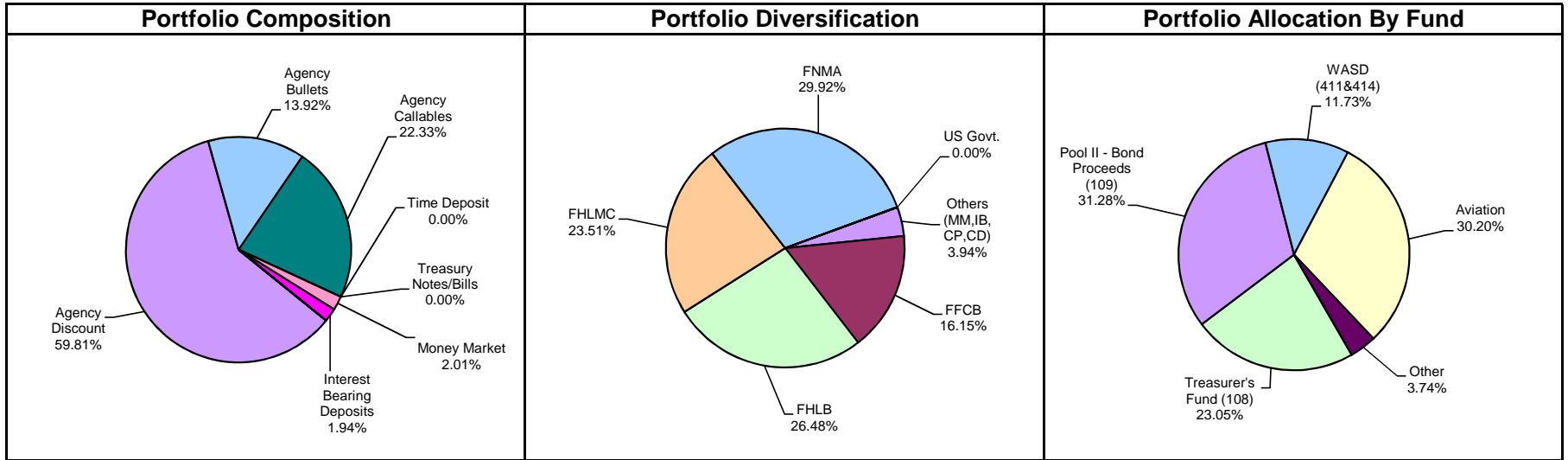
**Monthly Summary Investment Report**

**For the Period Ended**

**September 30, 2014**



## Miami-Dade County Total Portfolio Summary September 30, 2014



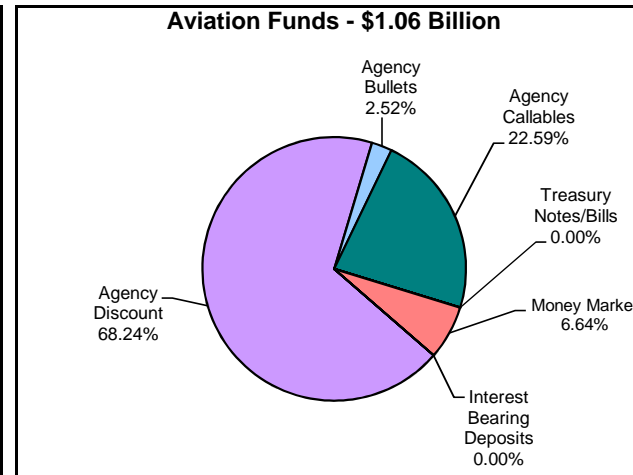
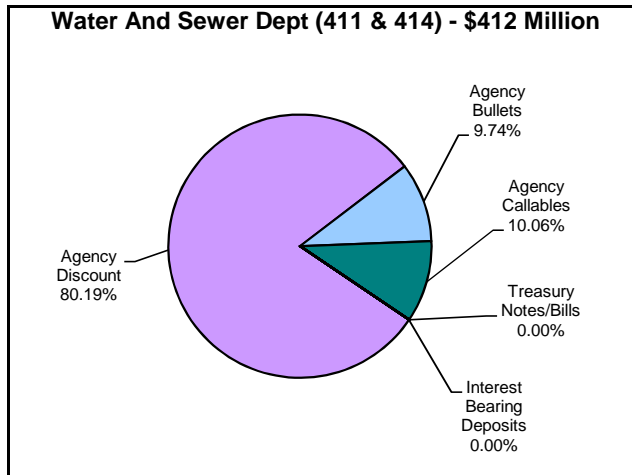
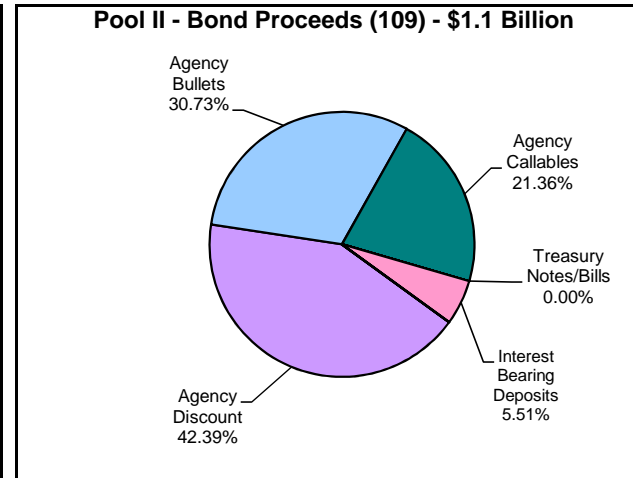
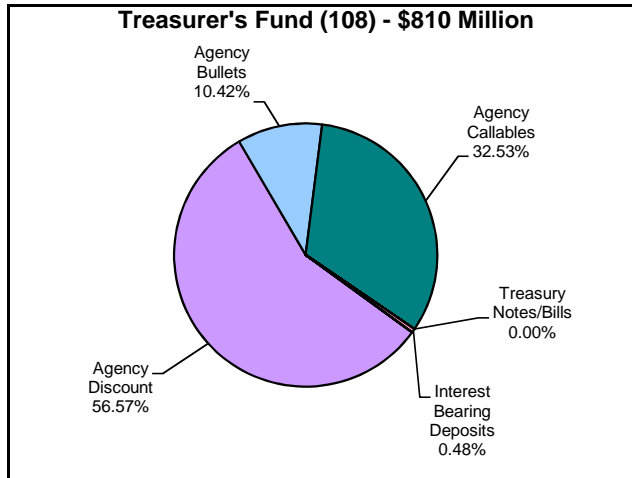
**Miami-Dade County  
Summary Statement  
September 30, 2014**

Portfolio Summary					
	Current 9/30/2014	Previous Month 8/31/2014	Change from Prior Month	Prior Quarter 6/30/2014	Change from Prior Quarter
Par Value	\$ 3,515,555,712.22	\$ 3,562,384,595.36	\$ (46,828,883.14)	\$ 3,620,998,319.72	\$ (105,442,607.50)
Book Value	\$ 3,514,309,404.96	\$ 3,561,123,507.57	\$ (46,814,102.61)	\$ 3,619,773,885.06	\$ (105,464,480.10)
Market Value	\$ 3,511,128,121.03	\$ 3,560,202,386.71	\$ (49,074,265.68)	\$ 3,618,788,050.25	\$ (107,659,929.22)
Market Value as a % of Book Value	99.91%	99.97%	-0.06%	99.97%	-0.06%
Accrued Interest	\$ 2,951,716.50	\$ 3,121,065.06	\$ (169,348.56)	\$ 3,090,562.77	\$ (138,846.27)
Total Value (Market Value+ Accrued Interest)	\$ 3,514,079,837.53	\$ 3,563,323,451.77	\$ (49,243,614.24)	\$ 3,621,878,613.02	\$ (107,798,775.49)
Interest Earned (Current Month)	\$ 1,026,533.83	\$ 1,015,853.51	\$ 10,680.32	\$ 1,020,919.69	\$ 5,614.14
Interest Earned Fiscal YTD (10/1 - 9/30)	\$ 12,252,520.32	\$ 11,230,652.11	\$ 1,021,868.21	\$ 9,193,419.56	\$ 3,059,100.76
Unrealized Gain (Loss)	\$ (3,181,283.93)	\$ (921,120.86)	\$ (2,260,163.07)	\$ (985,834.81)	\$ (2,195,449.12)
Weighted Average Days to Maturity	242.5	240.8	1.7	242.3	0.2
Weighted Average Days to Call	129.2	130.5	-1.2	127.0	2.2
Yield to Maturity	0.35%	0.34%	0.01%	0.34%	0.01%
Earned Income Yield for Period	0.35%	0.34%	0.01%	0.35%	0.01%
Earned Income Yield for Year to Date	0.35%	0.35%	0.00%	0.35%	0.00%

Yield Maturity Breakdown	Policy Compliance															
	Security Type	% Limit	Current %	Result												
<table border="1"> <caption>Yield Maturity Breakdown Data</caption> <thead> <tr> <th>Term</th> <th>Yield</th> </tr> </thead> <tbody> <tr> <td>0-3 Months</td> <td>0.14%</td> </tr> <tr> <td>3-6 Months</td> <td>0.34%</td> </tr> <tr> <td>6-12 Months</td> <td>0.29%</td> </tr> <tr> <td>12-24 Months</td> <td>0.76%</td> </tr> <tr> <td>24-36 Months</td> <td>1.10%</td> </tr> </tbody> </table>	Term	Yield	0-3 Months	0.14%	3-6 Months	0.34%	6-12 Months	0.29%	12-24 Months	0.76%	24-36 Months	1.10%	Treasuries	100%	0.00%	PASS
	Term	Yield														
	0-3 Months	0.14%														
	3-6 Months	0.34%														
	6-12 Months	0.29%														
12-24 Months	0.76%															
24-36 Months	1.10%															
Agencies	100%	73.73%	PASS													
Agency Callables	25%	22.33%	PASS													
Commercial Paper	50%	0.00%	PASS													
-CP Single Issuer Max	5%	0.00%	PASS													
Banker's Acceptance	25%	0.00%	PASS													
Time Deposits	20%	0.00%	PASS													
SBA/Investment Pools	50%	0.00%	PASS													
Money Market Funds	30%	2.01%	PASS													
Interest Bearing Deposit	20%	1.94%	PASS													
Open/Closed End Funds	5%	0.00%	PASS													

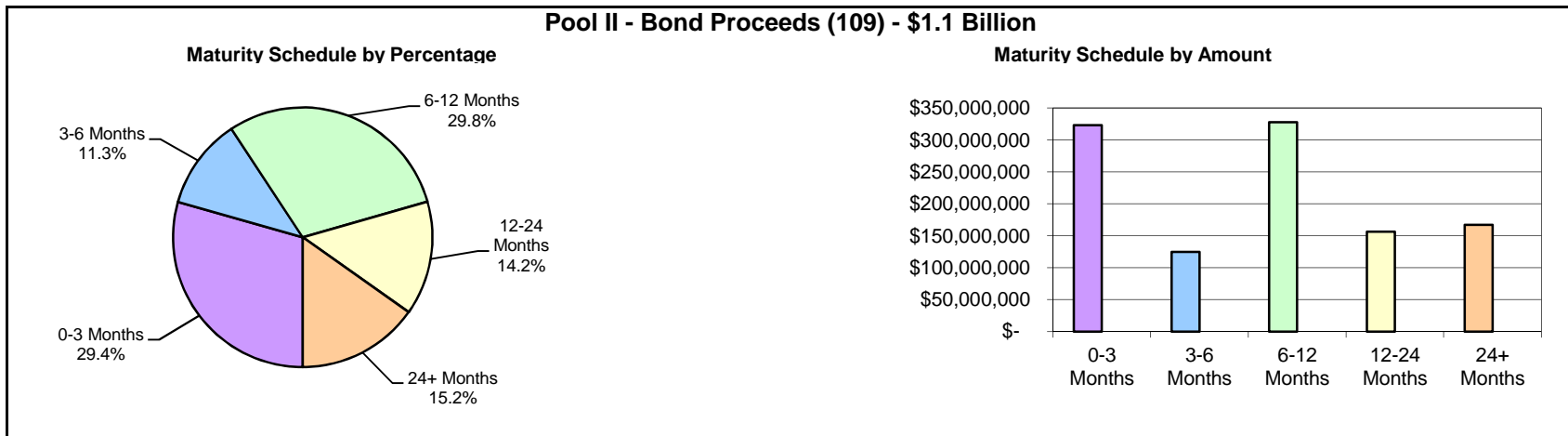

Note: The County currently holds \$956 million in cash deposits with Wells Fargo Bank due to a high earnings credit rate of 0.30%. These balances offset the cost of banking services. They are not included in the investment portfolio data presented here.

### Miami-Dade County Portfolio Composition September 30, 2014

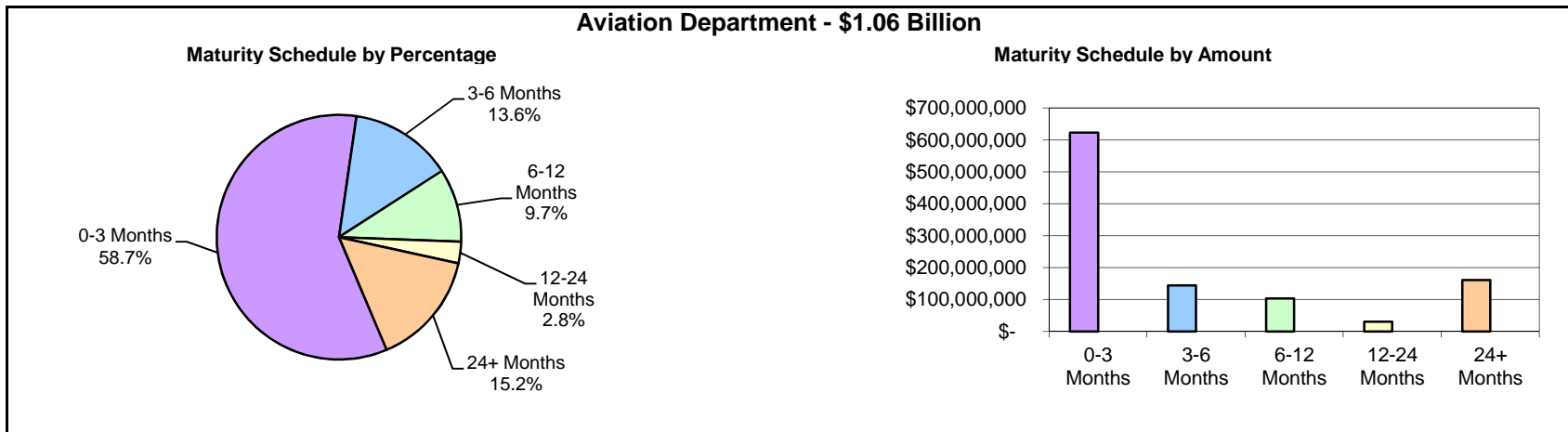
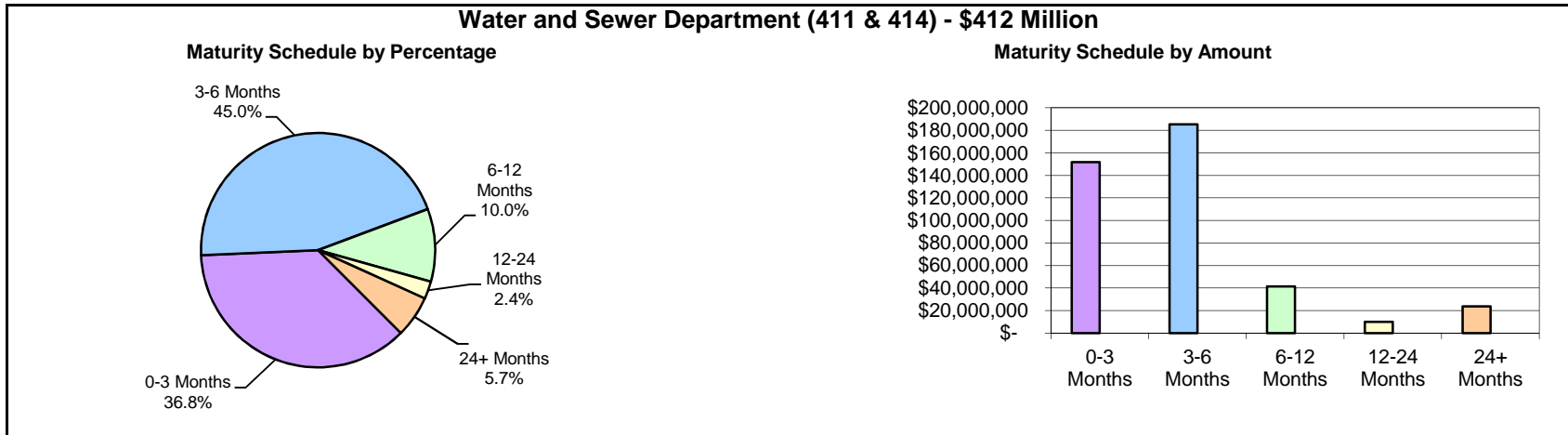


Note: Graphs above do not include miscellaneous funds totaling \$131 million and representing 3.7% of the portfolio.

### Miami-Dade County Maturity Breakdown September 30, 2014

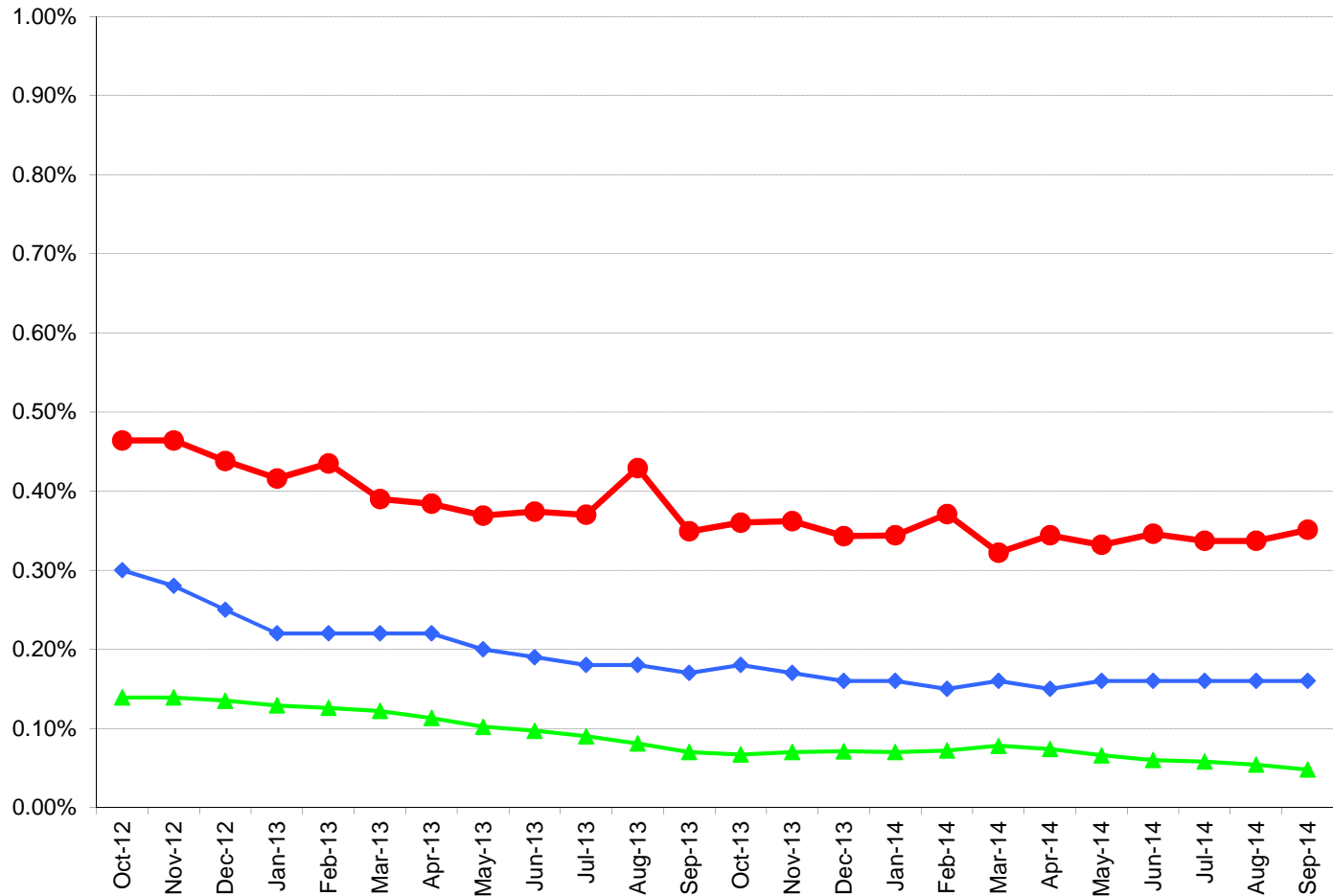


## Miami-Dade County Maturity Breakdown September 30, 2014



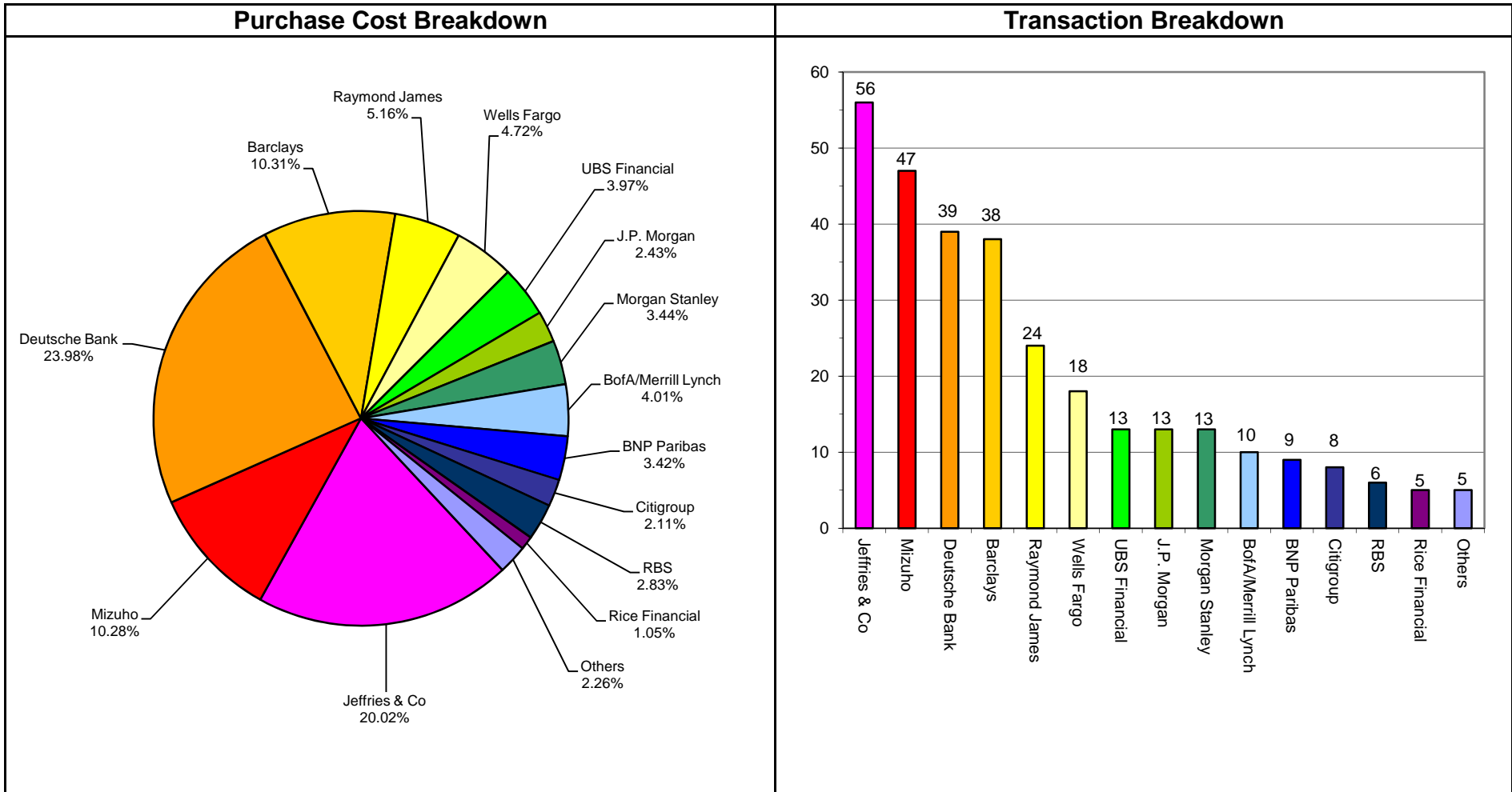
Note: Graphs above do not include miscellaneous funds totaling \$131 million and representing 3.7% of the portfolio.

### Miami-Dade County Benchmark Comparisons September 30, 2014



	Oct-12	Nov-12	Dec-12	Jan-13	Feb-13	Mar-13	Apr-13	May-13	Jun-13	Jul-13	Aug-13	Sep-13	Oct-13	Nov-13	Dec-13	Jan-14	Feb-14	Mar-14	Apr-14	May-14	Jun-14	Jul-14	Aug-14	Sep-14
<span style="color: red;">●</span> Miami-Dade - Earned Income Yield	0.46%	0.46%	0.44%	0.42%	0.44%	0.39%	0.38%	0.37%	0.37%	0.37%	0.43%	0.35%	0.36%	0.36%	0.34%	0.34%	0.37%	0.32%	0.34%	0.33%	0.35%	0.34%	0.34%	0.35%
<span style="color: blue;">◆</span> Monthly Avg - Florida SBA Pool	0.30%	0.28%	0.25%	0.22%	0.22%	0.22%	0.22%	0.20%	0.19%	0.18%	0.18%	0.17%	0.18%	0.17%	0.16%	0.16%	0.15%	0.16%	0.15%	0.16%	0.16%	0.16%	0.16%	0.16%
<span style="color: green;">▲</span> 6-Month Avg of 180-day T-Bill	0.14%	0.14%	0.14%	0.13%	0.13%	0.12%	0.11%	0.10%	0.10%	0.09%	0.08%	0.07%	0.07%	0.07%	0.07%	0.07%	0.07%	0.08%	0.07%	0.07%	0.06%	0.06%	0.05%	0.05%

### Miami-Dade County Broker Purchase Distribution September 30, 2014







**Detail Security Holdings Report**

**For the Period Ended**

**September 30, 2014**



**MIAMI-DADE COUNTY**  
**REPORT WRITER**  
**AS OF DATE: September 30, 2014**  
**SORTING ORDER: FUND ICC#**

INVSMT NUMBER	CUSIP NUMBER	FUND NUMBER	DESCRIPTION	PURCHASE SET DATE	MATURITY DATE	CALL DATE	INTEREST RATE	YTM TRADING	SCHEDULED PAR VALUE	CURRENT BOOK VALUE	PERIOD-END INTEREST ACCRL	MARKET VALUE	UNREALIZED GAIN/LOSS
151194	WACHOVMM7	108	WACHOVIA MMKT LOC SB	3/1/2012	10/1/2014		0.020%	0.020%	3,887,062	3,887,061.65	0.00	3,887,061.65	0.00
151195	WACHOVIA8	108	WACHOVIA INT BEARING	3/1/2012	10/1/2014		0.019%	0.019%	0	0.00	64.49	0.00	0.00
157347	313589H89	108	FNMA D N	10/11/2013	10/1/2014		0.180%	0.180%	2,000,000	1,996,450.00	3,550.00	2,000,000.00	0.00
157411	313385H82	108	FHLB D N	10/18/2013	10/1/2014		0.140%	0.140%	5,000,000	4,993,233.33	6,766.67	5,000,000.00	0.00
157434	313385H82	108	FHLB D N	10/22/2013	10/1/2014		0.140%	0.140%	5,000,000	4,993,311.11	6,688.89	5,000,000.00	0.00
157596	313589H89	108	FNMA D N	11/7/2013	10/1/2014		0.110%	0.110%	2,500,000	2,497,494.44	2,505.56	2,500,000.00	0.00
157699	313397H87	108	FHLMC D N	11/19/2013	10/1/2014		0.140%	0.140%	20,000,000	19,975,422.22	24,577.78	20,000,000.00	0.00
158940	313385H82	108	FHLB D N	4/4/2014	10/1/2014		0.075%	0.075%	20,000,000	19,992,500.00	7,500.00	20,000,000.00	0.00
158941	313385H82	108	FHLB D N	4/4/2014	10/1/2014		0.075%	0.075%	10,000,000	9,996,250.00	3,750.00	10,000,000.00	0.00
159017	313589H89	108	FNMA D N	4/14/2014	10/1/2014		0.070%	0.070%	10,000,000	9,996,694.44	3,305.56	10,000,000.00	0.00
157597	313397H95	108	FHLMC D N	11/7/2013	10/2/2014		0.130%	0.130%	2,000,000	1,997,623.89	2,368.89	1,999,999.44	6.66
157629	313397H95	108	FHLMC D N	11/12/2013	10/2/2014		0.130%	0.130%	2,000,000	1,997,660.00	2,332.78	1,999,999.44	6.66
158942	313385J23	108	FHLB D N	4/4/2014	10/3/2014		0.081%	0.081%	10,000,000	9,995,905.00	4,050.00	9,999,994.44	39.44
158984	313385J23	108	FHLB D N	4/9/2014	10/3/2014		0.080%	0.080%	1,600,000	1,599,370.67	622.22	1,599,999.11	6.22
157464	313397J51	108	FHLMC D N	10/24/2013	10/6/2014		0.145%	0.145%	2,000,000	1,997,204.72	2,755.00	1,999,997.22	37.50
158745	313397J51	108	FHLMC D N	3/14/2014	10/6/2014		0.100%	0.100%	5,000,000	4,997,138.89	1,571.67	4,999,993.06	62.50
155389	313382ML4	108	FHLB - BULLET	4/8/2013	10/8/2014		0.230%	0.250%	1,400,000	1,399,860.51	1,547.39	1,400,042.00	181.49
155568	313382ML4	108	FHLB - BULLET	4/9/2013	10/8/2014		0.230%	0.233%	2,000,000	1,999,966.73	2,210.56	2,000,060.00	93.27
158793	313313J74	108	FFCB D N	3/20/2014	10/8/2014		0.090%	0.090%	4,000,000	3,997,980.00	1,950.00	3,999,992.22	62.22
159029	313385J72	108	FHLB D N	4/15/2014	10/8/2014		0.080%	0.080%	2,300,000	2,299,100.44	863.78	2,299,995.53	31.31
157478	313397K59	108	FHLMC D N	10/25/2013	10/14/2014		0.145%	0.145%	3,000,000	2,995,722.50	4,120.42	2,999,989.17	146.25
158983	313313K56	108	FFCB D N	4/9/2014	10/14/2014		0.070%	0.070%	5,000,000	4,998,172.22	1,701.39	4,999,981.94	108.33
155534	3133ECL77	108	FFCB - BULLET	4/15/2013	10/15/2014		0.200%	0.200%	2,000,000	2,000,000.00	1,844.44	2,000,060.00	60.00
155697	3133ECL77	108	FFCB - BULLET	4/24/2013	10/15/2014		0.200%	0.200%	2,900,000	2,900,000.00	2,674.44	2,900,087.00	87.00
158613	313313K80	108	FFCB D N	3/4/2014	10/17/2014		0.100%	0.100%	846,000	845,466.55	495.85	845,996.24	33.84
157465	313397L33	108	FHLMC D N	10/24/2013	10/20/2014		0.146%	0.146%	1,890,000	1,887,232.94	2,621.43	1,889,990.03	135.66
158991	313397L58	108	FHLMC D N	4/10/2014	10/22/2014		0.085%	0.085%	4,900,000	4,897,743.96	2,013.08	4,899,971.42	214.38
159039	313397L66	108	FHLMC D N	4/16/2014	10/23/2014		0.085%	0.085%	700,000	699,685.97	277.67	699,995.72	32.08
158903	313397L74	108	FHLMC D N	4/2/2014	10/24/2014		0.090%	0.090%	1,700,000	1,699,128.75	773.50	1,699,989.14	86.89
159018	313397L74	108	FHLMC D N	4/14/2014	10/24/2014		0.080%	0.080%	5,000,000	4,997,855.56	1,888.88	4,999,968.06	223.62
159174	313385L79	108	FHLB D N	4/25/2014	10/24/2014		0.080%	0.080%	15,000,000	14,993,933.33	5,300.00	14,999,904.17	670.84
159194	313385L79	108	FHLB D N	4/29/2014	10/24/2014		0.075%	0.075%	15,000,000	14,994,437.50	4,843.75	14,999,904.17	622.92
159164	313397M40	108	FHLMC D N	4/25/2014	10/29/2014		0.070%	0.070%	20,000,000	19,992,727.78	6,183.33	19,999,844.44	933.33
159242	313589M42	108	FNMA D N	5/6/2014	10/29/2014		0.065%	0.065%	2,500,000	2,499,205.56	668.05	2,499,980.56	106.95
153665	3136G0S69	108	FNMA STEP UP	10/30/2012	10/30/2014	10/30/2014	0.600%	0.600%	4,000,000	4,000,000.00	10,066.67	3,975,280.00	(24,720.00)
157510	313380YW1	108	FHLB STEP UP	10/30/2013	10/30/2014	10/30/2014	0.625%	0.625%	1,645,000	1,645,000.00	4,312.41	1,645,658.00	658.00
157765	313397M99	108	FHLMC D N	11/25/2013	11/3/2014		0.155%	0.155%	1,800,000	1,797,341.75	2,402.50	1,799,983.50	239.25
159166	313397M99	108	FHLMC D N	4/25/2014	11/3/2014		0.070%	0.070%	10,000,000	9,996,266.67	3,091.66	9,999,908.33	550.00
157628	313313N53	108	FFCB D N	11/12/2013	11/7/2014		0.015%	0.150%	2,000,000	1,997,000.00	2,691.67	1,999,979.44	287.77
159258	3136G03B5	108	FNMA STEP UP	5/7/2014	11/7/2014	11/7/2014	0.750%	0.750%	2,000,000	2,000,000.00	6,000.00	1,991,220.00	(8,780.00)
155637	3136G1KW8	108	FNMA STEP UP	5/8/2013	11/8/2014	11/8/2014	0.800%	0.800%	4,000,000	4,000,000.00	12,711.11	3,977,000.00	(23,000.00)
149503	31331KQ86	108	FFCB - BULLET	11/10/2011	11/10/2014		0.600%	0.600%	2,000,000	2,000,000.00	4,700.00	2,001,080.00	1,080.00
158945	313397P21	108	FHLMC D N	4/4/2014	11/12/2014		0.090%	0.090%	1,000,000	999,445.00	450.00	999,988.33	93.33
159358	313385P26	108	FHLB D N	5/15/2014	11/12/2014		0.080%	0.080%	5,500,000	5,497,787.78	1,698.89	5,499,935.83	449.16
159418	313385P26	108	FHLB D N	5/21/2014	11/12/2014		0.080%	0.080%	6,000,000	5,997,666.67	1,773.33	5,999,930.00	490.00
159395	313313P36	108	FFCB D N	5/20/2014	11/13/2014		0.080%	0.080%	4,000,000	3,998,426.67	1,191.11	3,999,952.22	334.44
154530	3133ECCM4	108	FFCB - BULLET	1/15/2013	11/14/2014		0.250%	0.272%	2,000,000	1,999,780.84	1,902.78	2,000,300.00	519.16
159434	313385P42	108	FHLB D N	5/23/2014	11/14/2014		0.076%	0.076%	1,071,000	1,070,604.33	296.19	1,070,986.91	86.39
157829	313397P70	108	FHLMC D N	12/3/2013	11/17/2014		0.160%	0.160%	5,000,000	4,992,244.44	6,711.11	4,999,934.72	979.17
159490	313397P70	108	FHLMC D N	6/2/2014	11/17/2014		0.075%	0.075%	5,000,000	4,998,250.00	1,260.42	4,999,934.72	424.30
159420	313385P91	108	FHLB D N	5/22/2014	11/19/2014		0.080%	0.080%	5,000,000	4,997,988.89	1,466.67	4,999,931.94	476.38
159503	313385P91	108	FHLB D N	6/3/2014	11/19/2014		0.080%	0.080%	3,000,000	2,998,873.33	800.00	2,999,959.17	285.84
154724	3136G04J7	108	FNMA STEP UP	2/6/2013	11/21/2014	11/21/2014	0.750%	0.764%	2,975,000	2,974,791.57	8,057.29	2,965,331.25	(9,460.32)
158496	313313Q35	108	FFCB D N	2/21/2014	11/21/2014		0.120%	0.120%	3,000,000	2,997,270.00	2,220.00	2,999,957.50	467.50
158943	313589Q63	108	FNMA D N	4/4/2014	11/24/2014		0.090%	0.090%	7,995,000	7,990,322.93	3,597.75	7,994,880.08	959.40
159193	313385Q82	108	FHLB D N	4/29/2014	11/26/2014		0.075%	0.075%	20,000,000	19,991,208.33	6,458.34	19,999,688.89	2,022.22

**MIAMI-DADE COUNTY**  
**REPORT WRITER**  
**AS OF DATE: September 30, 2014**  
**SORTING ORDER: FUND ICC#**

INVSMT NUMBER	CUSIP NUMBER	FUND NUMBER	DESCRIPTION	PURCHASE SET DATE	MATURITY DATE	CALL DATE	INTEREST RATE	YTM TRADING	SCHEDULED PAR VALUE	CURRENT BOOK VALUE	PERIOD-END INTEREST ACCRL	MARKET VALUE	UNREALIZED GAIN/LOSS
154164	3136G05Q0	108	FNMA STEP UP	12/7/2012	11/27/2014	11/27/2014	0.700%	0.700%	5,150,000	5,150,000.00	12,417.22	5,131,254.00	(18,746.00)
157789	3136G06H9	108	FNMA STEP UP	11/27/2013	11/27/2014		0.600%	0.600%	3,000,000	3,000,000.00	6,200.00	3,002,070.00	2,070.00
157875	313589R54	108	FNMA D N	12/9/2013	12/1/2014		0.170%	0.170%	3,000,000	2,994,942.50	4,193.33	2,999,949.17	813.34
158972	313589R54	108	FNMA D N	4/8/2014	12/1/2014		0.105%	0.105%	648,000	647,552.07	332.64	647,989.02	104.31
159310	313589R54	108	FNMA D N	5/13/2014	12/1/2014		0.082%	0.082%	2,236,000	2,234,971.19	718.13	2,235,962.11	272.79
159486	313589R54	108	FNMA D N	5/30/2014	12/1/2014		0.080%	0.080%	3,000,000	2,998,766.67	826.66	2,999,949.17	355.84
159509	313385R73	108	FHLB D N	6/4/2014	12/3/2014		0.085%	0.085%	3,500,000	3,498,495.97	983.40	3,499,938.75	459.38
159520	313589R70	108	FNMA D N	6/5/2014	12/3/2014		0.080%	0.080%	3,000,000	2,998,793.33	786.67	2,999,947.50	367.50
159532	313313R75	108	FFCB D N	6/6/2014	12/3/2014		0.080%	0.080%	5,000,000	4,998,000.00	1,300.00	4,999,912.50	612.50
159542	313385R99	108	FHLB D N	6/9/2014	12/5/2014		0.085%	0.085%	2,000,000	1,999,154.72	538.33	1,999,963.89	270.84
154184	3133EC6U3	108	FFCB - BULLET	12/12/2012	12/11/2014		0.280%	0.280%	2,000,000	2,000,000.00	1,711.11	2,000,580.00	580.00
154171	3136G07A3	108	FNMA STEP UP	12/13/2012	12/13/2014	12/13/2014	0.700%	0.700%	5,000,000	5,000,000.00	10,500.00	4,971,700.00	(28,300.00)
157969	313397T35	108	FHLMC D N	12/17/2013	12/15/2014		0.176%	0.176%	1,500,000	1,497,338.00	2,112.00	1,499,968.75	518.75
158902	313313T40	108	FFCB D N	4/2/2014	12/16/2014		0.100%	0.100%	5,000,000	4,996,416.67	2,527.78	4,999,894.44	949.99
158971	313313T73	108	FFCB D N	4/8/2014	12/19/2014		0.100%	0.100%	2,000,000	1,998,583.33	977.78	1,999,956.11	395.00
154443	3136G16M6	108	FNMA STEP UP	1/7/2013	12/20/2014	12/20/2014	0.650%	0.650%	3,600,000	3,600,000.00	6,565.00	3,555,360.00	(44,640.00)
154507	3133ECAV6	108	FFCB - BULLET	1/14/2013	12/24/2014		0.250%	0.276%	2,000,000	1,999,743.30	1,347.22	2,000,580.00	836.70
156695	3133ECSZ8	108	FFCB - BULLET	7/24/2013	12/24/2014		0.200%	0.221%	2,000,000	1,999,789.19	1,077.78	2,000,320.00	530.81
158038	3136G1AA7	108	FNMA STEP UP	12/26/2013	12/26/2014		0.750%	0.750%	4,000,000	4,000,000.00	7,916.67	3,992,520.00	(7,480.00)
154187	3136G15A3	108	FNMA STEP UP	12/27/2012	12/27/2014	12/27/2014	0.650%	0.650%	5,000,000	5,000,000.00	8,486.11	4,977,050.00	(22,950.00)
154221	3136G16W4	108	FNMA STEP UP	12/27/2012	12/27/2014	12/27/2014	0.650%	0.650%	5,000,000	5,000,000.00	8,486.11	4,966,150.00	(33,850.00)
154379	3136G16Z7	108	FNMA STEP UP	12/27/2012	12/27/2014	12/27/2014	0.600%	0.625%	3,500,000	3,499,563.70	5,483.33	3,487,330.00	(12,233.70)
154442	3136G16Z7	108	FNMA STEP UP	1/4/2013	12/27/2014	12/27/2014	0.600%	0.664%	3,000,000	2,999,054.71	4,700.00	2,989,140.00	(9,914.71)
158052	3136G16V6	108	FNMA STEP UP	12/27/2013	12/27/2014	12/27/2014	0.700%	0.700%	5,000,000	5,000,000.00	9,138.89	4,980,400.00	(19,600.00)
158058	313382JV6	108	FHLB STEP UP	12/27/2013	12/27/2014		0.750%	0.750%	3,150,000	3,150,000.00	6,168.75	3,145,212.00	(4,788.00)
159548	313313V21	108	FFCB D N	6/10/2014	12/30/2014		0.085%	0.085%	5,000,000	4,997,603.45	1,334.04	4,999,750.00	812.51
159703	313588AE5	108	FNMA D N	6/23/2014	1/5/2015		0.100%	0.100%	1,000,000	999,455.56	277.78	999,946.67	213.33
154446	3133ECCE2	108	FFCB - BULLET	1/7/2013	1/7/2015		0.250%	0.300%	3,000,000	2,999,247.95	1,750.00	3,001,140.00	1,892.05
159847	313312AH3	108	FFCB D N	7/8/2014	1/8/2015		0.090%	0.090%	700,000	699,678.00	148.75	699,961.50	134.75
159541	313384AM1	108	FHLB D N	6/9/2014	1/12/2015		0.090%	0.090%	3,000,000	2,998,372.50	855.00	2,999,828.33	600.83
159616	313396AN3	108	FHLMC D N	6/13/2014	1/13/2015		0.095%	0.095%	4,300,000	4,297,571.69	1,248.20	4,299,751.56	931.67
159618	313396AN3	108	FHLMC D N	6/16/2014	1/13/2015		0.100%	0.100%	3,000,000	2,998,241.67	891.66	2,999,826.67	693.34
159567	313384AP4	108	FHLB D N	6/11/2014	1/14/2015		0.085%	0.085%	1,167,000	1,166,402.07	308.61	1,166,931.93	221.25
159707	313384AP4	108	FHLB D N	6/23/2014	1/14/2015		0.100%	0.100%	600,000	599,658.33	166.67	599,965.00	140.00
158178	313384AQ2	108	FHLB D N	1/15/2014	1/15/2015		0.115%	0.115%	1,700,000	1,698,017.85	1,406.51	1,699,899.89	475.53
159619	313588AQ8	108	FNMA D N	6/16/2014	1/15/2015		0.095%	0.095%	2,190,000	2,188,769.04	618.37	2,189,871.03	483.62
159229	313396AR4	108	FHLMC D N	5/2/2014	1/16/2015		0.090%	0.090%	3,000,000	2,998,057.50	1,140.00	2,999,821.67	624.17
159396	313396AW3	108	FHLMC D N	5/20/2014	1/21/2015		0.080%	0.080%	2,000,000	1,998,906.67	595.55	1,999,875.56	373.34
154444	3136G1AP4	108	FNMA STEP UP	1/22/2013	1/22/2015	10/22/2014	0.700%	0.700%	5,000,000	5,000,000.00	6,708.33	4,981,850.00	(18,150.00)
154583	313381PR0	108	FHLB STEP UP	1/25/2013	1/25/2015	10/25/2014	0.600%	0.625%	1,850,000	1,849,768.12	2,035.00	1,832,610.00	(17,158.12)
155749	3136G1BQ1	108	FNMA STEP UP	4/29/2013	1/25/2015	10/25/2014	0.500%	0.500%	4,000,000	4,000,000.00	3,666.67	3,987,200.00	(12,800.00)
159311	313396BB8	108	FHLMC D N	5/13/2014	1/26/2015		0.090%	0.090%	1,250,000	1,249,193.75	440.63	1,249,918.75	284.37
159661	313384BB4	108	FHLB D N	6/19/2014	1/26/2015		0.100%	0.100%	4,000,000	3,997,544.44	1,155.56	3,999,740.00	1,040.00
159708	313384BB4	108	FHLB D N	6/23/2014	1/26/2015		0.110%	0.110%	540,000	539,641.95	165.00	539,964.90	157.95
159846	313384BB4	108	FHLB D N	7/8/2014	1/26/2015		0.105%	0.105%	760,000	759,552.23	188.42	759,950.60	209.95
159794	313396BD4	108	FHLMC D N	7/2/2014	1/28/2015		0.090%	0.090%	1,000,000	999,475.00	227.50	999,933.89	231.39
154445	3136G1B40	108	FNMA STEP UP	1/30/2013	1/30/2015	10/30/2014	0.750%	0.775%	4,000,000	3,999,498.63	5,083.33	3,988,640.00	(10,858.63)
154584	3136G1BF5	108	FNMA STEP UP	1/30/2013	1/30/2015	10/30/2014	0.700%	0.725%	3,000,000	2,999,623.97	3,558.33	2,983,830.00	(15,793.97)
154744	3136G1B32	108	FNMA STEP UP	2/6/2013	1/30/2015	10/30/2014	0.700%	0.789%	4,000,000	3,998,228.22	4,744.44	3,972,480.00	(25,748.22)
154783	3136G1AJ8	108	FNMA STEP UP	2/8/2013	1/30/2015	10/30/2014	0.700%	0.828%	4,000,000	3,997,461.86	4,744.44	3,973,160.00	(24,301.86)
154969	3136G1BA6	108	FNMA STEP UP	2/21/2013	1/30/2015	10/30/2014	0.700%	0.804%	3,275,000	3,273,306.99	3,884.51	3,260,197.00	(13,109.99)
159935	313588BJ3	108	FNMA D N	7/17/2014	2/2/2015		0.105%	0.105%	500,000	499,708.33	110.83	499,965.56	146.40
159981	313588BJ3	108	FNMA D N	7/23/2014	2/2/2015		0.095%	0.095%	1,600,000	1,599,180.89	295.56	1,599,889.78	413.33
160326	313588BJ3	108	FNMA D N	8/25/2014	2/2/2015		0.095%	0.095%	500,000	499,787.57	48.82	499,965.56	129.17
159485	313384BM0	108	FHLB D N	5/30/2014	2/5/2015		0.100%	0.100%	800,000	799,442.22	275.56	799,943.56	225.78
159888	313396BS1	108	FHLMC D N	7/11/2014	2/10/2015		0.100%	0.100%	2,000,000	1,998,811.11	455.56	1,999,853.33	586.66

**MIAMI-DADE COUNTY**  
**REPORT WRITER**  
**AS OF DATE: September 30, 2014**  
**SORTING ORDER: FUND ICC#**

INVSMT NUMBER	CUSIP NUMBER	FUND NUMBER	DESCRIPTION	PURCHASE SET DATE	MATURITY DATE	CALL DATE	INTEREST RATE	YTM TRADING	SCHEDULED PAR VALUE	CURRENT BOOK VALUE	PERIOD-END INTEREST ACCRL	MARKET VALUE	UNREALIZED GAIN/LOSS
160149	313396BT9	108	FHLMC D N	8/7/2014	2/11/2015		0.105%	0.105%	500,000	499,725.83	80.21	499,963.06	157.02
160312	313396BT9	108	FHLMC D N	8/22/2014	2/11/2015		0.100%	0.100%	498,000	497,760.68	55.33	497,963.20	147.19
159984	313396BV4	108	FHLMC D N	7/23/2014	2/13/2015		0.115%	0.115%	800,000	799,476.11	178.89	799,940.00	285.00
154742	3136G1CV9	108	FNMA STEP UP	2/14/2013	2/14/2015	11/14/2014	0.750%	0.813%	3,500,000	3,498,903.25	3,427.08	3,457,650.00	(41,253.25)
154745	3136G1CS6	108	FNMA STEP UP	2/14/2013	2/14/2015	2/14/2015	0.700%	0.713%	4,000,000	3,999,749.32	3,655.56	3,993,200.00	(6,549.32)
159983	313588BZ7	108	FNMA D N	7/23/2014	2/17/2015		0.110%	0.110%	780,000	779,501.88	166.83	779,939.77	271.06
160405	313384CA5	108	FHLB D N	8/29/2014	2/18/2015		0.105%	0.105%	372,000	371,812.30	35.80	371,971.07	122.97
160407	313588CA1	108	FNMA D N	8/29/2014	2/18/2015		0.110%	0.110%	290,000	289,846.70	29.24	289,977.44	101.50
160311	313396CB7	108	FHLMC D N	8/22/2014	2/19/2015		0.100%	0.100%	500,000	499,748.61	55.56	499,960.83	156.66
154809	3136G1CW7	108	FNMA STEP UP	2/20/2013	2/20/2015	11/20/2014	0.800%	0.834%	3,000,000	2,999,497.72	2,733.33	2,986,410.00	(13,087.72)
160060	313312CC2	108	FFCB D N	7/30/2014	2/20/2015		0.110%	0.110%	10,000,000	9,993,736.11	1,925.00	9,999,211.11	3,550.00
158509	3136G1CY3	108	FNMA STEP UP	2/22/2014	2/22/2015	11/22/2014	1.000%	1.000%	3,000,000	3,000,000.00	3,250.00	2,976,420.00	(23,580.00)
154582	3133ECDR2	108	FFCB - BULLET	1/24/2013	2/24/2015		0.270%	0.270%	2,000,000	2,000,000.00	555.00	2,001,240.00	1,240.00
154842	3133ECDR2	108	FFCB - BULLET	2/14/2013	2/24/2015		0.270%	0.300%	2,300,000	2,299,653.04	638.25	2,301,426.00	1,772.96
154920	3133ECDR2	108	FFCB - BULLET	2/19/2013	2/24/2015		0.270%	0.300%	2,000,000	1,999,696.25	555.00	2,001,240.00	1,543.75
160128	313384CH0	108	FHLB D N	8/5/2014	2/25/2015		0.110%	0.110%	2,000,000	1,998,753.33	348.33	1,999,836.67	735.01
160253	313384CH0	108	FHLB D N	8/19/2014	2/25/2015		0.110%	0.110%	428,000	427,751.52	56.23	427,965.05	157.30
160301	313384CH0	108	FHLB D N	8/21/2014	2/25/2015		0.110%	0.110%	400,000	399,770.22	50.11	399,967.33	147.00
160313	313384CH0	108	FHLB D N	8/22/2014	2/25/2015		0.100%	0.100%	400,000	399,792.22	44.44	399,967.33	130.67
160410	313384CH0	108	FHLB D N	8/29/2014	2/25/2015		0.100%	0.100%	1,300,000	1,299,350.00	119.17	1,299,893.83	424.66
159934	313384CN7	108	FHLB D N	7/17/2014	3/2/2015		0.110%	0.110%	1,000,000	999,303.33	232.22	999,915.56	380.01
160298	313588CN3	108	FNMA D N	8/21/2014	3/2/2015		0.110%	0.110%	500,000	499,705.14	62.64	499,957.78	190.00
159796	313384CS6	108	FHLB D N	7/2/2014	3/6/2015		0.120%	0.120%	300,000	299,753.00	91.00	299,974.00	130.00
159871	313384CS6	108	FHLB D N	7/9/2014	3/6/2015		0.120%	0.120%	700,000	699,440.00	196.00	699,939.33	303.33
159890	313384CS6	108	FHLB D N	7/11/2014	3/6/2015		0.120%	0.120%	200,000	199,841.33	54.67	199,982.67	86.67
160314	313384CS6	108	FHLB D N	8/22/2014	3/6/2015		0.110%	0.110%	260,000	259,844.29	31.78	259,977.47	101.40
160412	313396CS0	108	FHLMC D N	8/29/2014	3/6/2015		0.100%	0.100%	900,000	899,527.50	82.50	899,922.00	312.00
160254	313312CY4	108	FFCB D N	8/19/2014	3/12/2015		0.110%	0.110%	293,000	292,816.47	38.50	292,973.63	118.66
151265	3133EAHP6	108	FFCB - BULLET	3/16/2012	3/16/2015		0.520%	0.537%	1,000,000	999,917.81	216.67	1,001,630.00	1,712.19
160146	313588DC6	108	FNMA D N	8/7/2014	3/16/2015		0.120%	0.120%	3,200,000	3,197,642.67	586.67	3,199,704.89	1,475.55
160252	313396DC4	108	FHLMC D N	8/19/2014	3/16/2015		0.105%	0.105%	900,000	899,451.38	112.87	899,917.00	352.75
160309	313588DC6	108	FNMA D N	8/22/2014	3/16/2015		0.120%	0.120%	2,700,000	2,698,146.00	360.00	2,699,751.00	1,245.00
159982	313396DD2	108	FHLMC D N	7/23/2014	3/17/2015		0.120%	0.120%	1,000,000	999,210.00	233.33	999,907.22	463.89
160174	313396DD2	108	FHLMC D N	8/11/2014	3/17/2015		0.115%	0.115%	3,000,000	2,997,910.83	488.75	2,999,721.67	1,322.09
154998	3136G1FW4	108	FNMA STEP UP	3/19/2013	3/19/2015	12/19/2014	1.000%	1.013%	5,000,000	4,999,691.78	1,666.67	4,965,850.00	(33,841.78)
155337	313382CW1	108	FHLB STEP UP	3/19/2013	3/19/2015	12/19/2014	0.750%	0.750%	6,000,000	6,000,000.00	1,500.00	5,992,920.00	(7,080.00)
160335	313396DF7	108	FHLMC D N	8/25/2014	3/19/2015		0.100%	0.100%	1,400,000	1,399,198.89	143.89	1,399,868.56	525.78
160353	313396DF7	108	FHLMC D N	8/27/2014	3/19/2015		0.110%	0.110%	1,300,000	1,299,189.67	139.03	1,299,877.94	549.24
160358	313396DF7	108	FHLMC D N	8/27/2014	3/19/2015		0.110%	0.110%	500,000	499,688.33	53.47	499,953.06	211.26
160402	313396DF7	108	FHLMC D N	8/29/2014	3/19/2015		0.110%	0.110%	400,000	399,753.11	40.33	399,962.44	169.00
159889	313384DM8	108	FHLB D N	7/11/2014	3/25/2015		0.120%	0.120%	925,000	924,207.58	252.83	924,910.07	449.66
160127	313384DM8	108	FHLB D N	8/5/2014	3/25/2015		0.120%	0.120%	2,100,000	2,098,376.00	399.00	2,099,795.83	1,020.83
155663	3133ECJY1	108	FFCB - BULLET	4/19/2013	3/26/2015		0.270%	0.270%	1,000,000	1,000,000.00	37.50	1,000,760.00	760.00
155684	3133ECJY1	108	FFCB - BULLET	4/23/2013	3/26/2015		0.270%	0.270%	3,000,000	3,000,000.00	112.50	3,002,280.00	2,280.00
159450	313312DP2	108	FFCB D N	5/29/2014	3/27/2015		0.100%	0.100%	2,000,000	1,998,322.22	694.45	1,999,803.33	786.66
159484	313312DP2	108	FFCB D N	5/30/2014	3/27/2015		0.100%	0.100%	4,000,000	3,996,655.56	1,377.78	3,999,606.67	1,573.33
160360	313384DP1	108	FHLB D N	8/27/2014	3/27/2015		0.115%	0.115%	400,000	399,729.11	44.72	399,960.67	186.84
159898	313384DS5	108	FHLB D N	7/14/2014	3/30/2015		0.120%	0.120%	2,900,000	2,897,496.33	763.67	2,899,565.00	1,305.00
160132	313312DS6	108	FFCB D N	8/6/2014	3/30/2015		0.115%	0.115%	2,000,000	1,998,492.22	357.78	1,999,600.00	750.00
160299	313312DT4	108	FFCB D N	8/21/2014	3/31/2015		0.110%	0.110%	500,000	499,660.83	62.64	499,899.44	175.97
160323	313312DT4	108	FFCB D N	8/25/2014	3/31/2015		0.105%	0.105%	5,000,000	4,996,820.83	539.58	4,998,994.44	1,634.03
160413	313312DT4	108	FFCB D N	8/29/2014	3/31/2015		0.110%	0.110%	700,000	699,542.28	70.58	699,859.22	246.36
158990	313384DU0	108	FHLB D N	4/10/2014	4/1/2015		0.100%	0.100%	5,000,000	4,995,055.56	2,416.66	4,999,241.67	1,769.45
159843	313588DU6	108	FNMA D N	7/8/2014	4/1/2015		0.120%	0.120%	5,000,000	4,995,550.00	1,416.67	4,999,241.67	2,275.00
159932	313588DU6	108	FNMA D N	7/17/2014	4/1/2015		0.110%	0.110%	2,000,000	1,998,423.33	464.45	1,999,696.67	808.89
160408	313588DU6	108	FNMA D N	8/29/2014	4/1/2015		0.080%	0.080%	3,000,000	2,998,566.67	220.00	2,999,545.00	758.33

**MIAMI-DADE COUNTY**  
**REPORT WRITER**  
**AS OF DATE: September 30, 2014**  
**SORTING ORDER: FUND ICC#**

INVSMT NUMBER	CUSIP NUMBER	FUND NUMBER	DESCRIPTION	PURCHASE SET DATE	MATURITY DATE	CALL DATE	INTEREST RATE	YTM TRADING	SCHEDULED PAR VALUE	CURRENT BOOK VALUE	PERIOD-END INTEREST ACCRL	MARKET VALUE	UNREALIZED GAIN/LOSS
160352	313396EB5	108	FHLMC D N	8/27/2014	4/8/2015		0.100%	0.100%	5,000,000	4,996,888.89	486.11	4,999,212.50	1,837.50
159152	313396EC3	108	FHLMC D N	4/24/2014	4/9/2015		0.110%	0.110%	850,000	849,090.97	415.56	849,865.42	358.89
155391	3136G1JT7	108	FNMA STEP UP	4/11/2013	4/11/2015	10/11/2014	0.750%	0.750%	5,000,000	5,000,000.00	17,708.33	4,987,100.00	(12,900.00)
160250	313588EJ0	108	FNMA D N	8/19/2014	4/15/2015		0.115%	0.115%	1,200,000	1,199,083.83	164.83	1,199,804.00	555.34
160302	313396EJ8	108	FHLMC D N	8/21/2014	4/15/2015		0.115%	0.115%	400,000	399,697.17	52.39	399,934.67	185.11
160324	313396EJ8	108	FHLMC D N	8/25/2014	4/15/2015		0.110%	0.110%	1,700,000	1,698,789.69	192.20	1,699,722.33	740.44
159074	3136G1JW0	108	FNMA STEP UP	4/18/2014	4/18/2015	10/18/2014	1.000%	1.000%	5,000,000	5,000,000.00	22,638.89	4,948,850.00	(51,150.00)
160136	313396ER0	108	FHLMC D N	8/6/2014	4/22/2015		0.130%	0.130%	350,000	349,672.65	70.78	349,940.79	197.36
160124	313588ES0	108	FNMA D N	8/5/2014	4/23/2015		0.110%	0.110%	2,200,000	2,198,245.50	383.17	2,199,626.00	997.33
159127	313382PZ0	108	FHLB STEP UP	4/24/2014	4/24/2015	10/24/2014	1.000%	1.000%	3,500,000	3,500,000.00	15,263.89	3,487,575.00	(12,425.00)
153661	3136G0Q79	108	FNMA STEP UP	10/25/2012	4/25/2015	10/25/2014	0.600%	0.600%	2,500,000	2,500,000.00	6,500.00	2,498,875.00	(1,125.00)
155538	313382Q97	108	FHLB STEP UP	4/25/2013	4/25/2015	10/25/2014	0.875%	0.875%	4,000,000	4,000,000.00	15,166.67	3,966,400.00	(33,600.00)
159100	313382PH0	108	FHLB STEP UP	4/25/2014	4/25/2015	10/25/2014	0.900%	0.900%	6,000,000	6,000,000.00	23,400.00	5,974,680.00	(25,320.00)
159845	313384EW5	108	FHLB D N	7/8/2014	4/27/2015		0.130%	0.130%	835,000	834,116.52	256.30	834,855.27	482.45
160354	313384EW5	108	FHLB D N	8/27/2014	4/27/2015		0.120%	0.120%	1,000,000	999,190.00	116.67	999,826.67	520.00
155621	3136G1KH1	108	FNMA STEP UP	4/30/2013	4/30/2015	10/31/2014	0.625%	0.638%	4,000,000	3,999,501.37	10,486.11	3,967,200.00	(32,301.37)
155766	3136G1KT5	108	FNMA STEP UP	4/30/2013	4/30/2015	10/30/2014	0.600%	0.625%	5,000,000	4,998,753.43	12,583.33	4,965,400.00	(33,353.43)
155770	3136G1KJ7	108	FNMA STEP UP	4/30/2013	4/30/2015	10/30/2014	0.750%	0.750%	6,700,000	6,700,000.00	21,077.08	6,643,686.00	(56,414.00)
159206	3136G1LB3	108	FNMA STEP UP	4/30/2014	4/30/2015	10/30/2014	0.750%	0.750%	5,000,000	5,000,000.00	15,729.17	4,935,750.00	(64,250.00)
151915	3133EANJ3	108	FFCB - BULLET	5/14/2012	5/1/2015		0.500%	0.515%	2,200,000	2,199,674.35	4,583.33	2,203,872.00	4,197.65
159985	313312FE5	108	FFCB D N	7/23/2014	5/5/2015		0.130%	0.130%	370,000	369,617.87	93.53	369,911.20	199.80
160135	313312FE5	108	FFCB D N	8/6/2014	5/5/2015		0.145%	0.145%	430,000	429,528.91	96.99	429,896.80	270.90
160137	313312FE5	108	FFCB D N	8/6/2014	5/5/2015		0.135%	0.135%	270,000	269,724.60	56.70	269,935.20	153.90
160355	313384FE4	108	FHLB D N	8/27/2014	5/5/2015		0.120%	0.120%	1,000,000	999,163.33	116.67	999,820.00	540.00
160406	313384FF1	108	FHLB D N	8/29/2014	5/6/2015		0.130%	0.130%	350,000	349,684.03	41.71	349,936.71	210.97
160300	313384FG9	108	FHLB D N	8/21/2014	5/7/2015		0.135%	0.135%	450,000	449,562.94	69.19	449,918.25	286.12
159870	313384FH7	108	FHLB D N	7/9/2014	5/8/2015		0.135%	0.135%	1,040,000	1,038,818.30	327.60	1,039,810.20	664.30
160129	313384FH7	108	FHLB D N	8/5/2014	5/8/2015		0.130%	0.130%	1,850,000	1,848,156.17	380.79	1,849,662.38	1,125.42
159795	313312FM7	108	FFCB D N	7/2/2014	5/12/2015		0.120%	0.120%	1,000,000	998,953.33	303.33	999,752.22	495.56
159844	313312FM7	108	FFCB D N	7/8/2014	5/12/2015		0.125%	0.125%	1,400,000	1,398,502.78	413.19	1,399,653.11	737.14
159933	313312FM7	108	FFCB D N	7/17/2014	5/12/2015		0.120%	0.120%	2,000,000	1,998,006.67	506.67	1,999,504.44	991.10
155695	3136G1L72	108	FNMA STEP UP	5/15/2013	5/15/2015	11/15/2014	0.750%	0.760%	2,000,000	1,999,800.55	5,666.67	1,984,640.00	(15,160.55)
159356	3136G1L56	108	FNMA STEP UP	5/15/2014	5/15/2015	11/15/2014	0.750%	0.750%	5,000,000	5,000,000.00	14,166.67	4,969,150.00	(30,850.00)
160409	313588FV2	108	FNMA D N	8/29/2014	5/20/2015		0.115%	0.115%	2,000,000	1,998,313.33	210.83	1,999,615.00	1,090.84
154000	3136G04F5	108	FNMA STEP UP	11/21/2012	5/21/2015	11/21/2014	0.750%	0.750%	1,000,000	1,000,000.00	2,708.33	999,000.00	(1,000.00)
160399	313396GC1	108	FHLMC D N	8/29/2014	5/27/2015		0.130%	0.130%	1,855,000	1,853,184.68	221.05	1,854,632.09	1,226.36
160401	313396GC1	108	FHLMC D N	8/29/2014	5/27/2015		0.125%	0.125%	700,000	699,341.32	80.21	699,861.17	439.64
160251	313588GH2	108	FNMA D N	8/19/2014	6/1/2015		0.150%	0.150%	1,000,000	998,808.33	179.17	999,595.00	607.50
160397	313384GH6	108	FHLB D N	8/29/2014	6/1/2015		0.140%	0.140%	2,100,000	2,097,746.00	269.50	2,099,149.50	1,134.00
160398	313588GH2	108	FNMA D N	8/29/2014	6/1/2015		0.130%	0.130%	2,000,000	1,998,006.67	238.33	1,999,190.00	945.00
160411	313588GH2	108	FNMA D N	8/29/2014	6/1/2015		0.140%	0.140%	1,225,000	1,223,685.17	157.21	1,224,503.88	661.50
159610	313396GK3	108	FHLMC D N	6/13/2014	6/3/2015		0.120%	0.120%	700,000	699,171.67	256.67	699,714.17	285.83
160325	313396GR8	108	FHLMC D N	8/25/2014	6/9/2015		0.150%	0.150%	600,000	599,280.00	92.50	599,749.00	376.50
160125	313396GY3	108	FHLMC D N	8/5/2014	6/16/2015		0.145%	0.145%	2,150,000	2,147,272.19	493.60	2,149,075.50	1,309.71
160303	313396GY3	108	FHLMC D N	8/21/2014	6/16/2015		0.140%	0.140%	400,000	399,534.89	63.78	399,828.00	229.33
154296	3136G1A66	108	FNMA STEP UP	12/26/2012	6/26/2015	12/26/2014	0.700%	0.700%	5,000,000	5,000,000.00	9,236.11	4,981,750.00	(18,250.00)
159952	313396HP1	108	FHLMC D N	7/18/2014	7/1/2015		0.140%	0.140%	1,500,000	1,497,970.00	437.50	1,499,265.00	857.50
159887	TD0001	108	TD ACT 365	7/6/2014	7/6/2015		0.010%	0.010%	25,000	25,000.00	0.60	24,955.60	(44.40)
159842	3133EDQ70	108	FFCB - BULLET	7/9/2014	7/9/2015		0.150%	0.160%	1,500,000	1,499,850.00	512.50	1,499,640.00	(210.00)
160304	313396JD6	108	FHLMC D N	8/21/2014	7/15/2015		0.158%	0.158%	335,000	334,517.75	60.28	334,825.80	247.77
160026	313384JK6	108	FHLB D N	7/25/2014	7/21/2015		0.140%	0.140%	2,000,000	1,997,192.22	528.89	1,998,940.00	1,218.89
155189	3133ECHV9	108	FFCB - BULLET	3/15/2013	7/30/2015		0.350%	0.350%	1,400,000	1,400,000.00	830.28	1,402,394.00	2,394.00
155314	3133ECHV9	108	FFCB - BULLET	3/19/2013	7/30/2015		0.350%	0.354%	3,000,000	2,999,873.46	1,779.17	3,005,130.00	5,256.54
160147	313384KA6	108	FHLB D N	8/7/2014	8/5/2015		0.155%	0.155%	1,318,000	1,315,940.08	312.11	1,316,761.08	508.89
160181	3136G1C23	108	FNMA STEP UP	8/13/2014	8/13/2015	11/13/2014	0.800%	0.800%	3,900,000	3,900,000.00	4,160.00	3,886,350.00	(13,650.00)
160245	313396KJ1	108	FHLMC D N	8/18/2014	8/13/2015		0.155%	0.155%	1,150,000	1,148,217.50	217.86	1,148,884.50	449.14

**MIAMI-DADE COUNTY**  
**REPORT WRITER**  
**AS OF DATE: September 30, 2014**  
**SORTING ORDER: FUND ICC#**

INVSMT NUMBER	CUSIP NUMBER	FUND NUMBER	DESCRIPTION	PURCHASE SET DATE	MATURITY DATE	CALL DATE	INTEREST RATE	YTM TRADING	SCHEDULED PAR VALUE	CURRENT BOOK VALUE	PERIOD-END INTEREST ACCRL	MARKET VALUE	UNREALIZED GAIN/LOSS
160242	313396KK8	108	FHLMC D N	8/18/2014	8/14/2015		0.155%	0.155%	1,500,000	1,497,668.54	284.17	1,498,545.00	592.29
150845	313378CN9	108	FHLB - BULLET	2/17/2012	8/17/2015		0.600%	0.600%	2,000,000	2,000,000.00	1,466.67	2,006,420.00	6,420.00
155586	3133ECLP7	108	FFCB - BULLET	4/17/2013	8/17/2015		0.300%	0.322%	900,000	899,807.74	330.00	900,711.00	903.26
155693	3133ECLP7	108	FFCB - BULLET	4/24/2013	8/17/2015		0.300%	0.300%	2,000,000	2,000,000.00	733.33	2,001,580.00	1,580.00
155558	3135G0UW1	108	FNMA - BULLET	4/9/2013	8/28/2015		0.350%	0.350%	1,000,000	1,000,000.00	320.83	1,001,780.00	1,780.00
160546	313384LE7	108	FHLB D N	9/11/2014	9/2/2015		0.165%	0.165%	3,000,000	2,995,105.00	275.00	2,995,800.00	420.00
160524	313384LG2	108	FHLB D N	9/11/2014	9/4/2015		0.170%	0.170%	2,200,000	2,196,280.78	207.78	2,196,898.00	409.44
160525	313312LN8	108	FFCB D N	9/11/2014	9/10/2015		0.160%	0.160%	2,000,000	1,996,764.44	177.78	1,997,140.00	197.78
160526	313384LP2	108	FHLB D N	9/11/2014	9/11/2015		0.170%	0.170%	2,000,000	1,996,552.78	188.89	1,997,120.00	378.33
153303	3133EAZ68	108	FFCB - BULLET	9/25/2012	9/25/2015		0.400%	0.408%	2,000,000	1,999,833.80	133.33	2,004,300.00	4,466.20
157232	3136G0C74	108	FNMA STEP UP	9/27/2013	9/27/2015	9/27/2015	1.000%	1.000%	1,400,000	1,400,000.00	155.56	1,401,946.00	1,946.00
157233	3136G1GS2	108	FNMA STEP UP	9/27/2013	9/27/2015	12/27/2014	1.000%	1.000%	3,300,000	3,300,000.00	366.67	3,286,107.00	(13,893.00)
160719	313382H48	108	FHLB STEP UP	9/27/2014	9/27/2015	12/27/2014	1.000%	1.000%	2,000,000	2,000,000.00	222.22	1,981,180.00	(18,820.00)
155190	3136G1HC6	108	FNMA STEP UP	3/28/2013	9/28/2015	12/28/2014	0.850%	0.856%	2,100,000	2,099,874.55	148.75	2,087,022.00	(12,852.55)
155390	313382K51	108	FHLB STEP UP	4/10/2013	10/10/2015	10/10/2014	0.750%	0.756%	5,000,000	4,999,550.66	17,812.50	4,983,950.00	(15,600.66)
145973	31398A4M1	108	FNMA - BULLET	3/8/2011	10/26/2015		1.625%	2.221%	12,000,000	11,898,806.61	83,958.33	12,180,600.00	281,793.39
155539	3136G1K99	108	FNMA STEP UP	4/30/2013	10/30/2015	10/30/2014	0.750%	0.750%	3,000,000	3,000,000.00	9,437.50	2,961,000.00	(39,000.00)
157788	3133EDB84	108	FFCB - BULLET	12/3/2013	12/3/2015		0.300%	0.300%	3,000,000	3,000,000.00	2,950.00	2,997,900.00	(2,100.00)
154172	3136G14Y2	108	FNMA STEP UP	12/27/2012	12/27/2015	12/27/2014	0.750%	0.750%	2,150,000	2,150,000.00	4,210.42	2,141,550.50	(8,449.50)
159756	3136G16J3	108	FNMA STEP UP	6/27/2014	12/27/2015	12/27/2014	0.800%	0.800%	5,000,000	5,000,000.00	10,444.44	4,958,250.00	(41,750.00)
156412	3133ECTC8	108	FFCB - BULLET	6/28/2013	1/28/2016		0.640%	0.640%	1,000,000	1,000,000.00	1,120.00	1,001,130.00	1,130.00
154972	3136G1BD0	108	FNMA STEP UP	2/21/2013	1/30/2016	10/30/2014	0.750%	0.791%	6,000,000	5,996,322.84	7,625.00	5,953,020.00	(43,302.84)
155058	3136G1AQ2	108	FNMA STEP UP	2/27/2013	1/30/2016	10/30/2014	0.700%	0.769%	5,000,000	4,994,864.10	5,930.56	4,989,150.00	(5,714.10)
155134	3133ECE91	108	FFCB - BULLET	3/6/2013	2/1/2016		0.400%	0.400%	2,000,000	2,000,000.00	1,333.33	1,994,980.00	(5,020.00)
154807	313382B77	108	FHLB - BULLET	2/12/2013	2/12/2016		0.420%	0.437%	4,000,000	3,998,999.08	2,286.67	4,003,840.00	4,840.92
151141	3133EAFB9	108	FFCB - BULLET	3/7/2012	2/24/2016		0.720%	0.720%	3,000,000	3,000,000.00	2,220.00	3,005,460.00	5,460.00
154690	3136G1DA4	108	FNMA STEP UP	2/28/2013	2/28/2016	11/28/2014	1.000%	1.000%	5,000,000	5,000,000.00	4,583.33	4,979,500.00	(20,500.00)
158599	3136G1DZ9	108	FNMA STEP UP	2/28/2014	2/28/2016	11/28/2014	1.000%	1.000%	4,000,000	4,000,000.00	3,666.67	3,978,320.00	(21,680.00)
158600	3136G1DZ9	108	FNMA STEP UP	2/28/2014	2/28/2016	11/28/2014	1.000%	1.000%	2,291,000	2,291,000.00	2,100.08	2,278,582.78	(12,417.22)
154890	3136G1ET2	108	FNMA STEP UP	3/6/2013	3/6/2016	12/6/2014	1.000%	1.008%	5,000,000	4,999,377.28	3,472.22	4,966,150.00	(33,227.28)
155696	3133ECLQ5	108	FFCB - BULLET	4/24/2013	3/18/2016		0.350%	0.370%	3,000,000	2,999,102.88	379.17	2,995,500.00	(3,602.88)
160636	3136G1HE2	108	FNMA STEP UP	9/20/2014	3/20/2016	12/20/2014	1.000%	1.000%	5,000,000	5,000,000.00	1,527.78	4,972,700.00	(27,300.00)
160720	3136G1GQ6	108	FNMA STEP UP	9/27/2014	3/27/2016	12/27/2014	1.000%	1.000%	5,500,000	5,500,000.00	611.11	5,486,745.00	(13,255.00)
160723	3136G1GQ6	108	FNMA STEP UP	9/27/2014	3/27/2016	12/27/2014	1.000%	1.000%	5,000,000	5,000,000.00	555.56	4,987,950.00	(12,050.00)
159689	3133EDMN9	108	FFCB - BULLET	6/20/2014	6/2/2016		0.375%	0.501%	1,000,000	997,747.50	1,239.58	993,510.00	(4,050.00)
157536	3133ED6C1	108	FFCB - BULLET	11/5/2013	11/1/2016		0.650%	0.658%	2,000,000	1,999,581.50	5,416.67	2,001,560.00	1,978.50
153193	3133EAK98	108	FFCB C I	9/6/2012	2/15/2017	10/3/2014	0.850%	0.861%	3,100,000	3,099,127.11	3,366.94	3,094,203.00	(4,924.11)
154921	3133ECG99	108	FFCB - BULLET	2/22/2013	2/22/2017		0.660%	0.679%	2,000,000	1,999,046.89	1,430.00	1,986,180.00	(12,866.89)
159433	3133ECG99	108	FFCB - BULLET	5/23/2014	2/22/2017		0.660%	0.710%	1,000,000	998,764.37	715.00	993,090.00	(5,674.37)
150711	3136FTS59	108	FNMA C I	2/27/2012	2/27/2017	2/27/2015	1.000%	1.000%	2,000,000	2,000,000.00	1,888.89	2,000,420.00	420.00
155387	3133ECCK7	108	FFCB - BULLET	3/28/2013	3/28/2017		0.650%	0.658%	1,900,000	1,899,644.59	102.92	1,891,374.00	(8,270.59)
153663	3136G0X89	108	FNMA C I	10/26/2012	4/26/2017	10/26/2014	0.750%	0.750%	3,000,000	3,000,000.00	9,687.50	2,977,320.00	(22,680.00)
153912	3133EAE38	108	FFCB C I	8/1/2012	5/1/2017	10/3/2014	0.820%	0.844%	3,000,000	2,997,916.08	10,250.00	2,987,280.00	(10,636.08)
152250	3133EAVA3	108	FFCB C I	6/20/2012	6/20/2017	10/3/2014	1.100%	1.100%	2,500,000	2,500,000.00	7,715.28	2,500,275.00	275.00
152643	3133EAZK7	108	FFCB C I	7/24/2012	7/24/2017	10/3/2014	0.970%	0.985%	1,000,000	999,550.24	1,805.28	996,880.00	(2,670.24)
153190	3135G0NC3	108	FNMA C I	9/6/2012	8/14/2017	11/14/2014	1.000%	1.000%	4,900,000	4,900,000.00	6,397.22	4,879,077.00	(20,923.00)
		<b>108 Total</b>							<b>810,465,062</b>	<b>810,011,056.38</b>	<b>820,825.00</b>	<b>809,251,457.47</b>	<b>(955,109.59)</b>
151198	WACHOVIA8	109	WACHOVIA INT BEARING	3/1/2012	10/1/2014		0.020%	0.020%	60,614,424	60,614,424.13	0.02	60,614,424.13	0.00
155319	313382LA9	109	FHLB - BULLET	4/1/2013	10/1/2014		0.225%	0.225%	20,000,000	20,000,000.00	22,500.00	20,000,000.00	0.00
157279	313397H87	109	FHLMC D N	10/3/2013	10/1/2014		0.140%	0.140%	20,000,000	19,971,766.67	28,233.33	20,000,000.00	0.00
157288	313397H87	109	FHLMC D N	10/4/2013	10/1/2014		0.130%	0.130%	20,000,000	19,973,855.56	26,144.44	20,000,000.00	0.00
157315	313589H89	109	FNMA D N	10/9/2013	10/1/2014		0.150%	0.150%	15,000,000	14,977,687.50	22,312.50	15,000,000.00	0.00
157332	313589H89	109	FNMA D N	10/10/2013	10/1/2014		0.180%	0.180%	10,000,000	9,982,200.00	17,800.00	10,000,000.00	0.00
157504	313589H89	109	FNMA D N	10/29/2013	10/1/2014		0.110%	0.110%	3,000,000	2,996,910.83	3,089.17	3,000,000.00	0.00
157528	313589H89	109	FNMA D N	10/30/2013	10/1/2014		0.110%	0.110%	5,000,000	4,994,866.67	5,133.33	5,000,000.00	0.00
158847	313397H87	109	FHLMC D N	3/26/2014	10/1/2014		0.070%	0.070%	19,400,000	19,392,870.50	7,129.50	19,400,000.00	0.00



**MIAMI-DADE COUNTY**  
**REPORT WRITER**  
**AS OF DATE: September 30, 2014**  
**SORTING ORDER: FUND ICC#**

INVSMT NUMBER	CUSIP NUMBER	FUND NUMBER	DESCRIPTION	PURCHASE SET DATE	MATURITY DATE	CALL DATE	INTEREST RATE	YTM TRADING	SCHEDULED PAR VALUE	CURRENT BOOK VALUE	PERIOD-END INTEREST ACCRL	MARKET VALUE	UNREALIZED GAIN/LOSS
157316	313589H97	109	FNMA D N	10/9/2013	10/2/2014		0.150%	0.150%	2,000,000	1,997,016.67	2,975.00	1,999,999.44	7.77
157318	313385J23	109	FHLB D N	10/9/2013	10/3/2014		0.140%	0.140%	1,750,000	1,747,556.81	2,429.58	1,749,999.03	12.64
157324	313397J51	109	FHLMC D N	10/9/2013	10/6/2014		0.160%	0.160%	2,100,000	2,096,621.33	3,332.00	2,099,997.08	43.75
157360	313589J61	109	FNMA D N	10/15/2013	10/7/2014		0.170%	0.170%	1,800,000	1,796,965.50	2,983.50	1,799,997.00	48.00
155388	313382ML4	109	FHLB - BULLET	4/8/2013	10/8/2014		0.230%	0.250%	1,600,000	1,599,840.59	1,768.44	1,600,048.00	207.41
157361	313589J87	109	FNMA D N	10/15/2013	10/9/2014		0.170%	0.170%	1,500,000	1,497,457.08	2,486.25	1,499,996.67	53.34
157359	313589J95	109	FNMA D N	10/15/2013	10/10/2014		0.170%	0.170%	1,900,000	1,896,770.00	3,149.25	1,899,995.25	76.00
157415	313385K54	109	FHLB D N	10/18/2013	10/14/2014		0.140%	0.140%	1,000,000	998,596.11	1,353.33	999,996.39	46.95
155535	3133ECL77	109	FFCB - BULLET	4/15/2013	10/15/2014		0.200%	0.200%	2,000,000	2,000,000.00	1,844.44	2,000,060.00	60.00
155699	3133ECL77	109	FFCB - BULLET	4/24/2013	10/15/2014		0.200%	0.200%	1,100,000	1,100,000.00	1,014.44	1,100,033.00	33.00
153539	3133EA4S4	109	FFCB - BULLET	10/16/2012	10/16/2014		0.250%	0.250%	2,000,000	2,000,000.00	2,291.67	2,000,140.00	140.00
157413	313385K88	109	FHLB D N	10/18/2013	10/17/2014		0.140%	0.140%	1,500,000	1,497,876.67	2,030.00	1,499,993.33	86.66
157436	313397L33	109	FHLMC D N	10/22/2013	10/20/2014		0.150%	0.150%	2,000,000	1,996,975.00	2,866.67	1,999,989.44	147.77
157487	313397L41	109	FHLMC D N	10/28/2013	10/21/2014		0.140%	0.140%	1,500,000	1,497,911.67	1,971.66	1,499,991.67	108.34
157486	313397L58	109	FHLMC D N	10/28/2013	10/22/2014		0.140%	0.140%	1,600,000	1,597,766.22	2,103.11	1,599,990.67	121.34
157488	313397L66	109	FHLMC D N	10/28/2013	10/23/2014		0.140%	0.140%	1,400,000	1,398,040.00	1,840.22	1,399,991.44	111.22
157485	313397L74	109	FHLMC D N	10/28/2013	10/24/2014		0.140%	0.140%	1,650,000	1,647,683.58	2,168.84	1,649,989.46	137.04
157484	313397M24	109	FHLMC D N	10/28/2013	10/27/2014		0.140%	0.140%	1,880,000	1,877,338.76	2,471.15	1,879,986.42	176.51
157548	313397M32	109	FHLMC D N	11/1/2013	10/28/2014		0.130%	0.130%	800,000	798,957.11	964.89	799,994.00	72.00
157549	313397M40	109	FHLMC D N	11/1/2013	10/29/2014		0.130%	0.130%	900,000	898,823.50	1,085.50	899,993.00	84.00
153666	3136G0S69	109	FNMA STEP UP	10/30/2012	10/30/2014	10/30/2014	0.600%	0.600%	3,835,000	3,835,000.00	9,651.42	3,811,299.70	(23,700.30)
157511	313380YW1	109	FHLB STEP UP	10/30/2013	10/30/2014		0.625%	0.625%	1,000,000	1,000,000.00	2,621.53	1,000,400.00	400.00
157512	3136G0Z8X	109	FNMA STEP UP	10/30/2013	10/30/2014		0.750%	0.750%	3,000,000	3,000,000.00	9,437.50	2,995,620.00	(4,380.00)
157513	3136G0Z53	109	FNMA STEP UP	10/30/2013	10/30/2014		0.625%	0.625%	3,000,000	3,000,000.00	7,864.58	2,988,450.00	(11,550.00)
157514	3136G0Z32	109	FNMA STEP UP	10/30/2013	10/30/2014		0.750%	0.750%	2,500,000	2,500,000.00	7,864.58	2,495,500.00	(4,500.00)
157711	313589M59	109	FNMA D N	11/19/2013	10/30/2014		0.140%	0.140%	1,000,000	998,658.33	1,228.89	999,991.94	104.72
157707	313589M67	109	FNMA D N	11/19/2013	10/31/2014		0.140%	0.140%	1,100,000	1,098,519.89	1,351.78	1,099,990.83	119.16
157684	313397M99	109	FHLMC D N	11/15/2013	11/3/2014		0.150%	0.150%	1,500,000	1,497,793.75	2,000.00	1,499,986.25	192.50
157703	313397N23	109	FHLMC D N	11/19/2013	11/4/2014		0.150%	0.150%	1,300,000	1,298,104.17	1,711.66	1,299,987.72	171.89
157705	313589N33	109	FNMA D N	11/19/2013	11/5/2014		0.150%	0.150%	1,250,000	1,248,171.88	1,645.83	1,249,987.85	170.14
157706	313589N41	109	FNMA D N	11/19/2013	11/6/2014		0.150%	0.150%	1,230,000	1,228,196.00	1,619.50	1,229,987.70	172.20
157631	313313N53	109	FFCB D N	11/12/2013	11/7/2014		0.150%	0.150%	1,275,000	1,273,087.50	1,715.94	1,274,986.90	183.46
159259	3136G03B5	109	FNMA STEP UP	5/7/2014	11/7/2014	11/7/2014	0.750%	0.750%	4,000,000	4,000,000.00	12,000.00	3,982,440.00	(17,560.00)
153854	3136G0Y88	109	FNMA STEP UP	11/9/2012	11/8/2014	11/8/2014	0.500%	0.500%	4,000,000	4,000,000.00	7,944.44	4,001,560.00	1,560.00
157615	3136G0Y39	109	FNMA STEP UP	11/8/2013	11/8/2014		0.700%	0.700%	2,000,000	2,000,000.00	5,561.11	1,984,300.00	(15,700.00)
157616	3136G0Y39	109	FNMA STEP UP	11/8/2013	11/8/2014		0.700%	0.700%	2,350,000	2,350,000.00	6,534.31	2,331,552.50	(18,447.50)
149495	31331KQ86	109	FFCB - BULLET	11/10/2011	11/10/2014		0.600%	0.620%	2,000,000	1,999,799.64	4,700.00	2,001,080.00	1,280.36
149565	31331KQ86	109	FFCB - BULLET	11/16/2011	11/10/2014		0.600%	0.650%	5,000,000	4,998,757.62	11,750.00	5,002,700.00	3,942.38
157701	313385P26	109	FHLB D N	11/19/2013	11/12/2014		0.155%	0.155%	1,500,000	1,497,687.92	2,040.83	1,499,982.50	253.75
160403	313385P26	109	FHLB D N	8/29/2014	11/12/2014		0.070%	0.070%	385,000	384,943.85	24.71	384,995.51	26.95
157651	3136G03R0	109	FNMA STEP UP	11/13/2013	11/13/2014	11/13/2014	0.750%	0.750%	1,000,000	1,000,000.00	2,875.00	998,780.00	(1,220.00)
157652	3136G03R0	109	FNMA STEP UP	11/13/2013	11/13/2014	11/13/2014	0.750%	0.750%	1,200,000	1,200,000.00	3,450.00	1,198,536.00	(1,464.00)
157702	313385P34	109	FHLB D N	11/19/2013	11/13/2014		0.155%	0.155%	1,450,000	1,447,758.74	1,972.81	1,449,982.68	251.13
153779	3136G03W9	109	FNMA STEP UP	11/14/2012	11/14/2014	11/14/2014	0.600%	0.600%	2,000,000	2,000,000.00	4,566.67	1,995,260.00	(4,740.00)
153907	3136G03W9	109	FNMA STEP UP	11/14/2012	11/14/2014	11/14/2014	0.600%	0.600%	1,000,000	1,000,000.00	2,283.33	997,630.00	(2,370.00)
154456	3133ECCM4	109	FFCB - BULLET	1/14/2013	11/14/2014		0.250%	0.275%	1,000,000	999,874.17	951.39	1,000,150.00	275.83
160247	3136G03W9	109	FNMA STEP UP	8/18/2014	11/14/2014		0.600%	0.600%	1,000,000	1,001,566.67	2,283.34	997,630.00	(2,370.00)
157700	313397P70	109	FHLMC D N	11/19/2013	11/17/2014		0.160%	0.160%	1,600,000	1,597,418.67	2,247.11	1,599,979.11	313.33
157720	313397P70	109	FHLMC D N	11/21/2013	11/17/2014		0.155%	0.155%	2,000,000	1,996,891.39	2,703.89	1,999,973.89	378.61
157704	313385P83	109	FHLB D N	11/19/2013	11/18/2014		0.155%	0.155%	1,300,000	1,297,962.61	1,768.72	1,299,982.67	251.34
157767	313385P91	109	FHLB D N	11/25/2013	11/19/2014		0.150%	0.150%	1,200,000	1,198,205.00	1,550.00	1,199,983.67	228.67
157807	313385Q25	109	FHLB D N	11/25/2013	11/20/2014		0.150%	0.150%	1,100,000	1,098,350.00	1,420.83	1,099,984.72	213.89
157766	313385Q33	109	FHLB D N	11/25/2013	11/21/2014		0.150%	0.150%	1,450,000	1,447,818.96	1,872.92	1,449,979.46	287.58
157777	313397Q61	109	FHLMC D N	11/26/2013	11/24/2014		0.150%	0.150%	1,750,000	1,747,353.13	2,253.12	1,749,973.75	367.50
157776	313397Q79	109	FHLMC D N	11/26/2013	11/25/2014		0.150%	0.150%	1,995,000	1,991,974.25	2,568.56	1,994,969.52	426.71
157775	313385Q82	109	FHLB D N	11/26/2013	11/26/2014		0.150%	0.150%	2,000,000	1,996,958.33	2,575.00	1,999,968.89	435.56

**MIAMI-DADE COUNTY**  
**REPORT WRITER**  
**AS OF DATE: September 30, 2014**  
**SORTING ORDER: FUND ICC#**

INVSMT NUMBER	CUSIP NUMBER	FUND NUMBER	DESCRIPTION	PURCHASE SET DATE	MATURITY DATE	CALL DATE	INTEREST RATE	YTM TRADING	SCHEDULED PAR VALUE	CURRENT BOOK VALUE	PERIOD-END INTEREST ACCRL	MARKET VALUE	UNREALIZED GAIN/LOSS
154037	3136G05Q0	109	FNMA STEP UP	11/27/2012	11/27/2014	11/27/2014	0.700%	0.700%	5,000,000	5,000,000.00	12,055.56	4,981,800.00	(18,200.00)
154818	3133ECDP6	109	FFCB - BULLET	2/12/2013	11/28/2014		0.250%	0.261%	2,000,000	1,999,888.07	1,708.32	2,000,580.00	691.93
155401	3133ECDP6	109	FFCB - BULLET	3/26/2013	11/28/2014		0.250%	0.262%	2,000,000	1,999,880.39	1,708.33	2,000,580.00	699.61
157841	313385R57	109	FHLB D N	12/4/2013	12/1/2014		0.140%	0.140%	1,500,000	1,497,888.33	1,755.84	1,499,974.58	330.41
157839	313385R65	109	FHLB D N	12/4/2013	12/2/2014		0.140%	0.140%	2,000,000	1,997,176.67	2,341.11	1,999,965.56	447.78
157840	313397R78	109	FHLMC D N	12/4/2013	12/3/2014		0.160%	0.160%	1,850,000	1,847,007.11	2,474.89	1,849,967.63	485.63
157838	313397R86	109	FHLMC D N	12/4/2013	12/4/2014		0.160%	0.160%	2,500,000	2,495,944.44	3,344.45	2,499,955.56	666.67
157883	313397R94	109	FHLMC D N	12/10/2013	12/5/2014		0.170%	0.170%	2,050,000	2,046,515.00	2,855.76	2,049,962.99	592.23
157884	313397S44	109	FHLMC D N	12/10/2013	12/8/2014		0.170%	0.170%	2,100,000	2,096,400.25	2,925.42	2,099,960.33	634.66
157885	313397S51	109	FHLMC D N	12/10/2013	12/9/2014		0.170%	0.170%	1,900,000	1,896,734.11	2,646.81	1,899,963.58	582.66
157886	313397S69	109	FHLMC D N	12/10/2013	12/10/2014		0.170%	0.170%	2,000,000	1,996,552.78	2,786.11	1,999,961.11	622.22
156271	3133EC6U3	109	FFCB - BULLET	12/11/2012	12/11/2014		0.280%	0.292%	2,000,000	1,999,880.33	1,711.11	2,000,580.00	699.67
157925	313385S80	109	FHLB D N	12/13/2013	12/12/2014		0.135%	0.135%	1,500,000	1,497,952.50	1,642.50	1,499,970.00	375.00
157968	313397T35	109	FHLMC D N	12/17/2013	12/15/2014		0.170%	0.170%	2,000,000	1,996,571.67	2,720.00	1,999,958.33	666.66
158011	313385T48	109	FHLB D N	12/19/2013	12/16/2014		0.135%	0.135%	1,100,000	1,098,506.75	1,179.75	1,099,976.78	290.28
158013	313385T55	109	FHLB D N	12/19/2013	12/17/2014		0.135%	0.135%	990,000	988,652.36	1,061.78	989,978.83	264.69
158012	313385T63	109	FHLB D N	12/19/2013	12/18/2014		0.135%	0.135%	1,000,000	998,635.00	1,072.50	999,978.33	270.83
158016	313385T71	109	FHLB D N	12/20/2013	12/19/2014		0.135%	0.135%	635,000	634,133.23	678.65	634,986.07	174.19
160476	3134G4MG0	109	FHLMC STEP UP	9/4/2014	12/19/2014	12/19/2014	0.500%	0.500%	1,300,000	1,301,354.17	1,841.67	1,299,701.00	(299.00)
158096	313385U20	109	FHLB D N	1/6/2014	12/22/2014		0.150%	0.150%	1,100,000	1,098,395.83	1,228.34	1,099,974.94	350.77
158097	313385U38	109	FHLB D N	1/6/2014	12/23/2014		0.150%	0.150%	1,000,000	998,537.50	1,116.67	999,976.94	322.77
156693	3133ECSZ8	109	FFCB - BULLET	7/24/2013	12/24/2014		0.200%	0.221%	3,000,000	2,999,683.79	1,616.67	3,000,480.00	796.21
158094	313385U61	109	FHLB D N	1/6/2014	12/26/2014		0.150%	0.150%	1,200,000	1,198,230.00	1,340.00	1,199,971.33	401.33
154222	3136G16W4	109	FNMA STEP UP	12/27/2012	12/27/2014	12/27/2014	0.650%	0.650%	3,000,000	3,000,000.00	5,091.67	2,979,690.00	(20,310.00)
156221	313383KC4	109	FHLB STEP UP	6/27/2013	12/27/2014	12/27/2014	1.125%	1.125%	4,000,000	4,000,000.00	11,750.00	3,986,120.00	(13,880.00)
159094	3136G15K1	109	FNMA STEP UP	4/22/2014	12/27/2014	12/27/2014	0.700%	0.737%	2,000,000	1,999,634.54	3,655.56	2,001,140.00	1,505.46
158100	313397U90	109	FHLMC D N	1/6/2014	12/29/2014		0.150%	0.150%	1,300,000	1,298,066.25	1,451.67	1,299,967.86	449.94
158095	313397V24	109	FHLMC D N	1/6/2014	12/30/2014		0.150%	0.150%	1,150,000	1,148,284.58	1,284.17	1,149,942.50	373.75
158093	313397V32	109	FHLMC D N	1/6/2014	12/31/2014		0.150%	0.150%	1,215,000	1,213,182.56	1,356.75	1,214,938.58	399.27
158155	313384AB5	109	FHLB D N	1/13/2014	1/2/2015		0.125%	0.125%	700,000	699,139.58	634.38	699,963.83	189.87
158333	313588AE5	109	FNMA D N	2/5/2014	1/5/2015		0.130%	0.130%	800,000	799,035.11	687.56	799,957.33	234.66
158092	313396AF0	109	FHLMC D N	1/6/2014	1/6/2015		0.160%	0.160%	1,280,000	1,277,923.56	1,524.62	1,279,931.02	482.84
158165	313384AG4	109	FHLB D N	1/14/2014	1/7/2015		0.125%	0.125%	800,000	799,005.56	722.22	799,956.44	228.66
158215	313396AH6	109	FHLMC D N	1/21/2014	1/8/2015		0.100%	0.100%	900,000	899,120.00	632.50	899,950.50	198.00
158177	313396AJ2	109	FHLMC D N	1/15/2014	1/9/2015		0.100%	0.100%	700,000	699,301.94	503.61	699,961.11	155.56
158181	313384AM1	109	FHLB D N	1/15/2014	1/12/2015		0.115%	0.115%	1,000,000	998,843.61	827.36	999,942.78	271.81
158180	313384AN9	109	FHLB D N	1/15/2014	1/13/2015		0.115%	0.115%	1,100,000	1,098,724.46	910.10	1,099,936.44	301.88
158179	313384AP4	109	FHLB D N	1/15/2014	1/14/2015		0.115%	0.115%	1,200,000	1,198,604.67	992.83	1,199,930.00	332.50
158322	313396AQ6	109	FHLMC D N	2/4/2014	1/15/2015		0.130%	0.130%	1,000,000	998,754.17	863.05	999,941.11	323.89
156128	313381H24	109	FHLB - BULLET	5/31/2013	1/16/2015		0.250%	0.256%	1,000,000	999,969.24	520.83	1,000,400.00	430.76
158323	313396AV5	109	FHLMC D N	2/4/2014	1/20/2015		0.130%	0.130%	1,000,000	998,736.11	863.06	999,938.33	339.16
158326	313384AW9	109	FHLB D N	2/4/2014	1/21/2015		0.140%	0.140%	1,000,000	998,635.00	929.44	999,937.78	373.34
158327	313396AX1	109	FHLMC D N	2/4/2014	1/22/2015		0.130%	0.130%	600,000	599,237.33	517.84	599,962.33	207.16
160475	3136G1AP4	109	FNMA STEP UP	9/4/2014	1/22/2015	10/22/2014	0.700%	1.357%	2,000,000	1,996,633.33	2,683.33	1,992,740.00	(2,260.00)
158386	313384AY5	109	FHLB D N	2/11/2014	1/23/2015		0.150%	0.150%	1,000,000	998,558.33	966.67	999,936.67	411.67
158387	313396BB8	109	FHLMC D N	2/11/2014	1/26/2015		0.150%	0.150%	1,000,000	998,545.83	966.67	999,935.00	422.50
158388	313384BC2	109	FHLB D N	2/11/2014	1/27/2015		0.150%	0.150%	1,000,000	998,541.67	966.66	999,934.44	426.11
158602	313384BC2	109	FHLB D N	3/3/2014	1/27/2015		0.090%	0.090%	1,495,000	1,493,766.63	792.35	1,494,901.99	343.01
158429	313384BD0	109	FHLB D N	2/13/2014	1/28/2015		0.150%	0.150%	1,000,000	998,545.83	958.34	999,933.89	429.72
158427	313384BE8	109	FHLB D N	2/13/2014	1/29/2015		0.150%	0.150%	1,100,000	1,098,395.84	1,054.16	1,099,926.67	476.67
156220	3133ECFJ8	109	FFCB - BULLET	6/4/2013	1/30/2015		0.250%	0.262%	2,000,000	1,999,879.01	847.22	2,001,240.00	1,360.99
158301	3136G1BG3	109	FNMA STEP UP	1/30/2014	1/30/2015	10/30/2014	0.850%	0.850%	5,000,000	5,000,000.00	7,201.39	4,966,150.00	(33,850.00)
158302	3136G1B99	109	FNMA STEP UP	1/30/2014	1/30/2015	10/30/2014	0.750%	0.750%	4,000,000	4,000,000.00	5,083.33	3,990,720.00	(9,280.00)
159093	313381U45	109	FHLB STEP UP	4/21/2014	1/30/2015	10/30/2014	0.875%	1.200%	1,000,000	998,389.08	1,482.64	994,730.00	(3,659.08)
159095	3136G1AJ8	109	FNMA STEP UP	4/22/2014	1/30/2015	10/30/2014	0.700%	1.812%	1,000,000	994,503.53	1,186.11	993,290.00	(1,213.53)
160065	3136G1BZ1	109	FNMA STEP UP	7/30/2014	1/30/2015	10/30/2014	0.750%	0.750%	2,000,000	2,000,000.00	2,541.67	1,995,480.00	(4,520.00)



**MIAMI-DADE COUNTY**  
**REPORT WRITER**  
**AS OF DATE: September 30, 2014**  
**SORTING ORDER: FUND ICC#**

INVSMT NUMBER	CUSIP NUMBER	FUND NUMBER	DESCRIPTION	PURCHASE SET DATE	MATURITY DATE	CALL DATE	INTEREST RATE	YTM TRADING	SCHEDULED PAR VALUE	CURRENT BOOK VALUE	PERIOD-END INTEREST ACCRL	MARKET VALUE	UNREALIZED GAIN/LOSS
158431	313384BJ7	109	FHLB D N	2/13/2014	2/2/2015		0.150%	0.150%	950,000	948,598.75	910.42	949,934.56	425.39
158442	313384BJ7	109	FHLB D N	2/18/2014	2/2/2015		0.110%	0.110%	500,000	499,466.81	343.75	499,965.56	155.00
158430	313384BK4	109	FHLB D N	2/13/2014	2/3/2015		0.150%	0.150%	975,000	973,557.81	934.38	974,932.29	440.10
158432	313384BL2	109	FHLB D N	2/13/2014	2/4/2015		0.150%	0.150%	980,000	978,546.34	939.16	979,931.40	445.90
158465	313384BM0	109	FHLB D N	2/19/2014	2/5/2015		0.110%	0.110%	717,000	716,231.02	490.75	716,949.41	227.64
158428	313384BN8	109	FHLB D N	2/13/2014	2/6/2015		0.150%	0.150%	990,000	988,523.25	948.75	989,929.60	457.60
158411	313396BR3	109	FHLMC D N	2/13/2014	2/9/2015		0.160%	0.160%	1,300,000	1,297,914.22	1,328.89	1,299,905.39	662.28
158441	313396BS1	109	FHLMC D N	2/18/2014	2/10/2015		0.120%	0.120%	900,000	898,929.00	675.00	899,934.00	330.00
158475	313396BT9	109	FHLMC D N	2/20/2014	2/11/2015		0.120%	0.120%	800,000	799,050.67	594.66	799,940.89	295.56
158523	313396BU6	109	FHLMC D N	2/24/2014	2/12/2015		0.120%	0.120%	1,000,000	998,823.33	730.00	999,925.56	372.23
157750	3133ED7H9	109	FFCB - BULLET	11/22/2013	2/13/2015		0.190%	0.190%	1,600,000	1,600,000.00	405.33	1,600,336.00	336.00
152736	3136G0UX7	109	FNMA STEP UP	8/16/2012	2/16/2015	11/16/2014	0.750%	0.760%	5,000,000	4,999,749.73	4,687.50	4,987,000.00	(12,749.73)
158524	313396BZ5	109	FHLMC D N	2/24/2014	2/17/2015		0.120%	0.120%	990,000	988,818.60	722.70	989,923.55	382.25
158522	313396CA9	109	FHLMC D N	2/24/2014	2/18/2015		0.120%	0.120%	1,100,000	1,098,683.67	803.00	1,099,914.44	427.77
158547	313396CB7	109	FHLMC D N	2/26/2014	2/19/2015		0.120%	0.120%	1,000,000	998,806.67	723.33	999,921.67	391.67
158548	313384CC1	109	FHLB D N	2/26/2014	2/20/2015		0.120%	0.120%	950,000	948,863.17	687.16	949,925.06	374.73
158510	3136G1CY3	109	FNMA STEP UP	2/22/2014	2/22/2015	11/22/2014	1.000%	1.000%	2,000,000	2,000,000.00	2,166.67	1,984,280.00	(15,720.00)
158546	313384CF4	109	FHLB D N	2/26/2014	2/23/2015		0.120%	0.120%	1,200,000	1,198,552.00	868.00	1,199,903.33	483.33
154917	3133ECCR2	109	FFCB - BULLET	2/19/2013	2/24/2015		0.270%	0.300%	1,000,000	999,848.13	277.50	1,000,620.00	771.87
158594	313384CH0	109	FHLB D N	2/28/2014	2/25/2015		0.100%	0.100%	1,126,000	1,124,867.74	672.47	1,125,908.04	367.83
158595	313384CJ6	109	FHLB D N	2/28/2014	2/26/2015		0.100%	0.100%	1,500,000	1,498,487.50	895.83	1,499,876.67	493.34
158612	313396CK7	109	FHLMC D N	3/4/2014	2/27/2015		0.130%	0.130%	970,000	968,739.00	739.09	969,919.71	441.62
152780	3136G0XC0	109	FNMA STEP UP	8/28/2012	2/28/2015	11/28/2014	0.750%	0.750%	10,000,000	10,000,000.00	6,875.00	9,941,100.00	(58,900.00)
158670	313384CN7	109	FHLB D N	3/7/2014	3/2/2015		0.110%	0.110%	1,000,000	998,900.00	635.56	999,915.56	380.00
158669	313384CP2	109	FHLB D N	3/7/2014	3/3/2015		0.110%	0.110%	1,100,000	1,098,786.64	699.11	1,099,906.50	420.75
158671	313384CQ0	109	FHLB D N	3/7/2014	3/4/2015		0.110%	0.110%	900,000	899,004.50	572.00	899,923.00	346.50
158668	313384CR8	109	FHLB D N	3/7/2014	3/5/2015		0.110%	0.110%	1,200,000	1,198,669.00	762.67	1,199,896.67	465.00
158667	313384CS6	109	FHLB D N	3/7/2014	3/6/2015		0.110%	0.110%	1,250,000	1,248,609.72	794.45	1,249,891.67	487.50
158677	313396CV3	109	FHLMC D N	3/10/2014	3/9/2015		0.140%	0.140%	1,500,000	1,497,876.67	1,195.83	1,499,867.50	795.00
158675	313396CW1	109	FHLMC D N	3/10/2014	3/10/2015		0.140%	0.140%	1,600,000	1,597,728.89	1,275.55	1,599,857.78	853.34
158748	313396CX9	109	FHLMC D N	3/14/2014	3/11/2015		0.140%	0.140%	1,000,000	998,592.22	781.67	999,910.56	536.67
158747	313396CY7	109	FHLMC D N	3/14/2014	3/12/2015		0.140%	0.140%	1,200,000	1,198,306.00	938.00	1,199,892.00	648.00
140013	3133XWX95	109	FHLB - BULLET	3/12/2010	3/13/2015		2.750%	2.754%	9,995,000	9,994,753.82	13,743.13	10,113,140.90	118,387.08
140014	3133XWX95	109	FHLB - BULLET	3/12/2010	3/13/2015		2.750%	2.750%	10,000,000	10,000,000.00	13,750.00	10,118,200.00	118,200.00
151266	3133EAHP6	109	FFCB - BULLET	3/16/2012	3/16/2015		0.520%	0.537%	1,000,000	999,917.81	216.67	1,001,630.00	1,712.19
151745	3133EAHP6	109	FFCB - BULLET	4/27/2012	3/16/2015		0.520%	0.520%	2,250,000	2,250,000.00	487.50	2,253,667.50	3,667.50
153006	3135G0HG1	109	FNMA - BULLET	8/22/2012	3/16/2015		0.375%	0.375%	3,000,000	3,000,000.00	468.75	3,003,180.00	3,180.00
158751	313396DD2	109	FHLMC D N	3/17/2014	3/17/2015		0.140%	0.140%	1,500,000	1,497,870.83	1,155.00	1,499,860.83	835.00
159335	313396DD2	109	FHLMC D N	5/14/2014	3/17/2015		0.100%	0.100%	1,500,000	1,498,720.83	583.33	1,499,860.83	556.67
158814	313396DE0	109	FHLMC D N	3/24/2014	3/18/2015		0.140%	0.140%	980,000	978,631.81	727.92	979,908.53	548.80
158813	313396DF7	109	FHLMC D N	3/24/2014	3/19/2015		0.140%	0.140%	990,000	988,614.00	735.35	989,907.05	557.70
158812	313396DG5	109	FHLMC D N	3/24/2014	3/20/2015		0.140%	0.140%	1,000,000	998,596.11	742.78	999,905.56	566.67
158811	313396DK6	109	FHLMC D N	3/24/2014	3/23/2015		0.140%	0.140%	1,100,000	1,098,442.89	817.05	1,099,894.28	634.34
158837	313396DL4	109	FHLMC D N	3/25/2014	3/24/2015		0.140%	0.140%	800,000	798,867.56	591.11	799,922.67	464.00
158854	313396DM2	109	FHLMC D N	3/27/2014	3/25/2015		0.140%	0.140%	813,000	811,852.32	594.39	812,920.96	474.25
155662	3133ECJY1	109	FFCB - BULLET	4/19/2013	3/26/2015		0.270%	0.270%	2,000,000	2,000,000.00	75.00	2,001,520.00	1,520.00
159090	313396DP5	109	FHLMC D N	4/21/2014	3/27/2015		0.100%	0.100%	500,000	499,527.78	226.39	499,950.83	196.66
159089	313396DS9	109	FHLMC D N	4/21/2014	3/30/2015		0.100%	0.100%	600,000	599,428.33	271.67	599,910.00	210.00
159088	313396DT7	109	FHLMC D N	4/21/2014	3/31/2015		0.100%	0.100%	700,000	699,331.11	316.94	699,894.42	246.37
157190	3130A05V8	109	FHLB - BULLET	10/1/2013	4/1/2015		0.210%	0.210%	15,000,000	15,000,000.00	15,750.00	15,004,200.00	4,200.00
158970	313384DU0	109	FHLB D N	4/8/2014	4/1/2015		0.100%	0.100%	5,000,000	4,995,027.78	2,444.44	4,999,241.67	1,769.45
159359	313588DU6	109	FNMA D N	5/15/2014	4/1/2015		0.080%	0.080%	15,000,000	14,989,300.00	4,633.33	14,997,725.00	3,791.67
159872	313588DU6	109	FNMA D N	7/10/2014	4/1/2015		0.110%	0.110%	40,000,000	39,967,611.11	10,144.44	39,993,933.33	16,177.78
159951	313588DU6	109	FNMA D N	7/18/2014	4/1/2015		0.100%	0.100%	1,500,000	1,498,929.17	312.50	1,499,772.50	530.83
160059	313588DU6	109	FNMA D N	7/30/2014	4/1/2015		0.105%	0.105%	19,276,000	19,262,225.69	3,541.97	19,273,076.47	7,308.81
159333	313588DV4	109	FNMA D N	5/14/2014	4/2/2015		0.090%	0.090%	2,000,000	1,998,385.00	700.00	1,999,695.00	610.00

**MIAMI-DADE COUNTY**  
**REPORT WRITER**  
**AS OF DATE: September 30, 2014**  
**SORTING ORDER: FUND ICC#**

INVSMT NUMBER	CUSIP NUMBER	FUND NUMBER	DESCRIPTION	PURCHASE SET DATE	MATURITY DATE	CALL DATE	INTEREST RATE	YTM TRADING	SCHEDULED PAR VALUE	CURRENT BOOK VALUE	PERIOD-END INTEREST ACCRL	MARKET VALUE	UNREALIZED GAIN/LOSS
158969	3130A1GB8	109	FHLB STEP UP	4/8/2014	4/3/2015	10/3/2014	0.500%	0.526%	7,000,000	6,998,672.92	8,555.56	7,000,000.00	1,327.08
159334	313588DW2	109	FNMA D N	5/14/2014	4/3/2015		0.090%	0.090%	1,900,000	1,898,461.00	665.00	1,899,708.67	582.67
159155	313312DZ0	109	FFCB D N	4/24/2014	4/6/2015		0.130%	0.130%	725,000	724,091.53	418.89	724,849.36	338.94
159147	313396EA7	109	FHLMC D N	4/24/2014	4/7/2015		0.110%	0.110%	1,000,000	998,936.67	488.89	999,843.33	417.77
159153	313396EB5	109	FHLMC D N	4/24/2014	4/8/2015		0.110%	0.110%	800,000	799,146.89	391.11	799,874.00	336.00
156125	3133ECKX1	109	FFCB - BULLET	5/31/2013	4/9/2015		0.280%	0.291%	1,000,000	999,892.63	1,337.78	1,000,740.00	847.37
159154	313396ED1	109	FHLMC D N	4/24/2014	4/10/2015		0.110%	0.110%	775,000	774,168.81	378.89	774,876.65	328.95
159150	313396EG4	109	FHLMC D N	4/24/2014	4/13/2015		0.110%	0.110%	900,000	899,026.50	440.00	899,854.50	388.00
159151	313396EH2	109	FHLMC D N	4/24/2014	4/14/2015		0.110%	0.110%	895,000	894,029.17	437.56	894,854.56	387.83
159149	313396EJ8	109	FHLMC D N	4/24/2014	4/15/2015		0.110%	0.110%	915,000	914,004.68	447.33	914,850.55	398.54
159148	313396EK5	109	FHLMC D N	4/24/2014	4/16/2015		0.110%	0.110%	975,000	973,936.44	476.67	974,839.94	426.83
159261	313396EL3	109	FHLMC D N	5/7/2014	4/17/2015		0.110%	0.110%	900,000	899,051.25	404.25	899,851.50	396.00
159262	313396EP4	109	FHLMC D N	5/7/2014	4/20/2015		0.110%	0.110%	895,000	894,048.32	402.00	894,850.09	399.77
159207	313396EQ2	109	FHLMC D N	4/30/2014	4/21/2015		0.120%	0.120%	378,000	377,551.44	194.04	377,936.37	190.89
159175	313396ER0	109	FHLMC D N	4/28/2014	4/22/2015		0.120%	0.120%	1,000,000	998,803.33	520.00	999,830.83	507.50
159176	313396ES8	109	FHLMC D N	4/28/2014	4/23/2015		0.120%	0.120%	900,000	898,920.00	468.00	899,847.00	459.00
159177	313396ET6	109	FHLMC D N	4/28/2014	4/24/2015		0.120%	0.120%	950,000	948,856.83	494.00	949,837.71	486.88
153662	3136G0Q79	109	FNMA STEP UP	10/25/2012	4/25/2015	10/25/2014	0.600%	0.600%	1,950,000	1,950,000.00	5,070.00	1,949,122.50	(877.50)
159260	313396EW9	109	FHLMC D N	5/7/2014	4/27/2015		0.110%	0.110%	910,000	909,012.90	408.74	909,842.27	420.63
159294	313384EX3	109	FHLB D N	5/9/2014	4/28/2015		0.115%	0.115%	900,000	898,982.25	416.88	899,843.25	444.12
159293	313396EY5	109	FHLMC D N	5/9/2014	4/29/2015		0.095%	0.095%	910,000	909,147.51	348.20	909,840.75	345.04
159292	313396EZ2	109	FHLMC D N	5/9/2014	4/30/2015		0.095%	0.095%	920,000	919,135.71	352.03	919,838.23	350.49
159360	313384FA2	109	FHLB D N	5/15/2014	5/1/2015		0.110%	0.110%	2,000,000	1,997,855.00	849.44	1,999,646.67	942.23
159504	313384FA2	109	FHLB D N	6/3/2014	5/1/2015		0.100%	0.100%	1,634,000	1,632,493.09	544.67	1,633,711.33	673.57
159455	313384FD6	109	FHLB D N	5/29/2014	5/4/2015		0.100%	0.100%	1,500,000	1,498,583.33	520.83	1,499,731.25	627.09
159435	313396FE8	109	FHLMC D N	5/23/2014	5/5/2015		0.100%	0.100%	1,040,000	1,038,997.56	378.44	1,039,812.80	436.80
156017	3133ECNU4	109	FFCB - BULLET	5/21/2013	5/6/2015		0.220%	0.250%	2,000,000	1,999,399.27	1,772.22	2,001,080.00	1,680.73
159291	313396FG3	109	FHLMC D N	5/9/2014	5/7/2015		0.100%	0.100%	950,000	949,042.08	382.64	949,827.42	402.70
155956	3136G1LJ6	109	FNMA STEP UP	5/15/2013	5/8/2015	11/8/2014	0.625%	0.650%	2,000,000	1,999,496.54	4,965.28	1,983,320.00	(16,176.54)
159290	313396FH1	109	FHLMC D N	5/9/2014	5/8/2015		0.100%	0.100%	1,000,000	998,988.89	402.78	999,817.50	425.83
159456	313396FL2	109	FHLMC D N	5/29/2014	5/11/2015		0.100%	0.100%	1,445,000	1,443,607.18	501.74	1,444,732.68	623.76
159460	313396FM0	109	FHLMC D N	5/29/2014	5/12/2015		0.100%	0.100%	1,100,000	1,098,936.67	381.94	1,099,795.58	476.97
159459	313396FN8	109	FHLMC D N	5/29/2014	5/13/2015		0.100%	0.100%	1,148,000	1,146,887.08	398.61	1,147,785.71	500.02
159454	313396FP3	109	FHLMC D N	5/29/2014	5/14/2015		0.100%	0.100%	1,510,000	1,508,531.94	524.31	1,509,716.88	660.63
156045	3136G1L72	109	FNMA STEP UP	5/22/2013	5/15/2015	11/15/2014	0.750%	0.788%	3,000,000	2,998,867.22	8,500.00	2,976,960.00	(21,907.22)
156076	3136G1L72	109	FNMA STEP UP	5/24/2013	5/15/2015	11/15/2014	0.750%	0.814%	3,965,000	3,962,497.82	11,234.17	3,934,548.80	(27,949.02)
159357	3136G1L56	109	FNMA STEP UP	5/15/2014	5/15/2015	11/15/2014	0.750%	0.750%	5,000,000	5,000,000.00	14,166.67	4,969,150.00	(30,850.00)
159458	313396FQ1	109	FHLMC D N	5/29/2014	5/15/2015		0.100%	0.100%	1,250,000	1,248,781.25	434.03	1,249,764.58	549.30
155767	3133ECLN2	109	FFCB - BULLET	4/29/2013	5/18/2015		0.250%	0.250%	2,000,000	2,000,000.00	1,847.22	2,000,640.00	640.00
159457	313396FU2	109	FHLMC D N	5/29/2014	5/19/2015		0.100%	0.100%	1,350,000	1,348,668.75	468.75	1,349,741.25	603.75
159453	313384FV6	109	FHLB D N	5/29/2014	5/20/2015		0.012%	0.120%	1,600,000	1,598,101.33	666.67	1,599,692.00	924.00
153808	3136G04F5	109	FNMA STEP UP	11/21/2012	5/21/2015	11/21/2014	0.750%	0.750%	1,500,000	1,500,000.00	4,062.50	1,498,500.00	(1,500.00)
159451	313396FW8	109	FHLMC D N	5/29/2014	5/21/2015		0.100%	0.100%	1,665,000	1,663,348.88	578.12	1,664,678.10	751.10
159452	313396FW8	109	FHLMC D N	5/29/2014	5/21/2015		0.100%	0.100%	1,650,000	1,648,363.75	572.92	1,649,681.00	744.33
159464	313396FX6	109	FHLMC D N	5/29/2014	5/22/2015		0.100%	0.100%	1,000,000	999,005.56	347.22	999,805.83	453.05
156083	3136G1ML0	109	FNMA STEP UP	5/29/2013	5/25/2015	11/25/2014	0.700%	0.736%	5,000,000	4,998,245.18	12,250.00	4,945,350.00	(52,895.18)
159461	313396GB3	109	FHLMC D N	5/29/2014	5/26/2015		0.100%	0.100%	1,050,000	1,048,944.17	364.58	1,049,792.63	483.88
159463	313396GB3	109	FHLMC D N	5/29/2014	5/26/2015		0.100%	0.100%	1,025,000	1,023,969.31	355.90	1,024,679.56	472.35
159462	313396GC1	109	FHLMC D N	5/29/2014	5/27/2015		0.100%	0.100%	1,026,000	1,024,965.45	356.25	1,025,796.51	474.81
156050	3133ECQF4	109	FFCB - BULLET	5/28/2013	5/28/2015		0.250%	0.260%	1,200,000	1,199,880.33	1,025.00	1,200,732.00	851.67
159549	313396GE7	109	FHLMC D N	6/10/2014	5/29/2015		0.110%	0.110%	1,235,000	1,233,667.92	426.42	1,234,506.00	411.66
159568	313384GH6	109	FHLB D N	6/11/2014	6/1/2015		0.120%	0.120%	785,000	784,071.08	293.07	784,682.08	317.93
159704	313396GK3	109	FHLMC D N	6/23/2014	6/3/2015		0.115%	0.115%	1,000,000	998,897.92	319.44	999,591.67	374.31
159706	313396GL1	109	FHLMC D N	6/23/2014	6/4/2015		0.115%	0.115%	998,000	996,896.93	318.81	997,590.82	375.08
159702	313396GM9	109	FHLMC D N	6/23/2014	6/5/2015		0.115%	0.115%	1,100,000	1,098,780.68	351.39	1,099,547.17	415.10
159699	313396GR8	109	FHLMC D N	6/23/2014	6/9/2015		0.135%	0.135%	1,200,000	1,198,420.50	450.00	1,199,498.00	627.50

**MIAMI-DADE COUNTY**  
**REPORT WRITER**  
**AS OF DATE: September 30, 2014**  
**SORTING ORDER: FUND ICC#**

INVSMT NUMBER	CUSIP NUMBER	FUND NUMBER	DESCRIPTION	PURCHASE SET DATE	MATURITY DATE	CALL DATE	INTEREST RATE	YTM TRADING	SCHEDULED PAR VALUE	CURRENT BOOK VALUE	PERIOD-END INTEREST ACCRL	MARKET VALUE	UNREALIZED GAIN/LOSS
159701	313396GS6	109	FHLMC D N	6/23/2014	6/10/2015		0.140%	0.140%	1,150,000	1,148,425.78	447.22	1,149,517.00	644.00
159700	313396GT4	109	FHLMC D N	6/23/2014	6/11/2015		0.140%	0.140%	1,175,000	1,173,386.99	456.94	1,174,504.54	660.61
159717	313396GU1	109	FHLMC D N	6/24/2014	6/12/2015		0.130%	0.130%	562,000	561,283.61	200.91	561,762.09	277.57
159705	313396GY3	109	FHLMC D N	6/23/2014	6/16/2015		0.140%	0.140%	1,000,000	998,607.78	388.89	999,570.00	573.33
159725	313396GY3	109	FHLMC D N	6/25/2014	6/16/2015		0.130%	0.130%	882,000	880,866.14	312.13	881,620.74	442.47
159740	313396GZ0	109	FHLMC D N	6/26/2014	6/17/2015		0.125%	0.125%	1,100,000	1,098,640.28	370.49	1,099,525.17	514.40
159739	313396HA4	109	FHLMC D N	6/26/2014	6/18/2015		0.125%	0.125%	1,105,000	1,103,630.26	372.17	1,104,521.17	518.74
159738	313396HB2	109	FHLMC D N	6/26/2014	6/19/2015		0.125%	0.125%	1,110,000	1,108,620.21	373.85	1,109,517.15	523.09
159771	313396HE6	109	FHLMC D N	6/30/2014	6/22/2015		0.125%	0.125%	1,000,000	998,760.42	322.92	999,560.00	476.66
159913	313588HE8	109	FNMA D N	7/15/2014	6/22/2015		0.135%	0.135%	778,000	777,002.22	227.56	777,657.68	427.90
159773	313396HF3	109	FHLMC D N	6/30/2014	6/23/2015		0.125%	0.125%	990,000	988,769.38	319.69	989,562.75	473.68
159964	313396HF3	109	FHLMC D N	7/22/2014	6/23/2015		0.125%	0.125%	1,000,000	998,833.33	246.53	999,558.33	478.47
159772	313396HG1	109	FHLMC D N	6/30/2014	6/24/2015		0.125%	0.125%	995,000	993,759.70	321.30	994,558.88	477.88
159972	313588HG3	109	FNMA D N	7/22/2014	6/24/2015		0.130%	0.130%	500,000	499,391.53	128.19	499,778.33	258.61
159961	313396HH9	109	FHLMC D N	7/21/2014	6/25/2015		0.130%	0.130%	800,000	799,020.67	208.00	799,644.00	415.33
159960	313396HJ5	109	FHLMC D N	7/21/2014	6/26/2015		0.130%	0.130%	865,000	863,937.97	224.90	864,613.63	450.76
159971	313588HM0	109	FNMA D N	7/22/2014	6/29/2015		0.130%	0.130%	600,000	599,259.00	153.83	599,754.00	341.17
159970	313588HN8	109	FNMA D N	7/22/2014	6/30/2015		0.130%	0.130%	700,000	699,132.97	179.47	699,706.00	393.56
159953	313588HP3	109	FNMA D N	7/18/2014	7/1/2015		0.145%	0.145%	995,000	993,605.34	300.57	994,512.45	606.54
160091	313396HP1	109	FHLMC D N	8/1/2014	7/1/2015		0.135%	0.135%	17,590,000	17,567,968.53	4,023.71	17,581,380.90	9,388.66
159969	313588HQ1	109	FNMA D N	7/22/2014	7/2/2015		0.140%	0.140%	750,000	748,993.75	207.08	749,625.00	424.17
159968	313588HR9	109	FNMA D N	7/22/2014	7/3/2015		0.140%	0.140%	800,000	798,923.56	220.89	799,600.00	455.55
159965	313588HU2	109	FNMA D N	7/22/2014	7/6/2015		0.140%	0.140%	900,000	898,778.50	248.50	899,550.00	523.00
159966	313396HV8	109	FHLMC D N	7/22/2014	7/7/2015		0.145%	0.145%	850,000	848,801.74	243.08	849,575.00	530.18
159967	313588HW8	109	FNMA D N	7/22/2014	7/8/2015		0.140%	0.140%	840,000	838,853.40	231.93	839,571.60	486.27
157827	3133EDBE1	109	FFCB - BULLET	12/9/2013	7/9/2015		0.220%	0.230%	3,000,000	2,999,697.19	1,503.33	3,001,560.00	1,862.81
160016	313396HY2	109	FHLMC D N	7/24/2014	7/10/2015		0.150%	0.150%	3,600,000	3,594,735.00	1,035.00	3,598,164.00	2,394.00
156854	3133ECX74	109	FFCB - BULLET	8/13/2013	7/13/2015		0.300%	0.310%	2,000,000	1,999,791.71	1,300.00	2,003,320.00	3,528.29
156883	3133ECX74	109	FFCB - BULLET	8/13/2013	7/13/2015		0.300%	0.326%	2,000,000	1,999,479.25	1,300.00	2,003,320.00	3,840.75
160244	313588JC0	109	FNMA D N	8/18/2014	7/14/2015		0.130%	0.130%	1,200,000	1,198,570.00	190.67	1,199,376.00	615.33
160018	313384JD2	109	FHLB D N	7/24/2014	7/15/2015		0.140%	0.140%	1,500,000	1,497,923.33	402.50	1,499,220.00	894.17
160019	313384JE0	109	FHLB D N	7/24/2014	7/16/2015		0.140%	0.140%	1,000,000	998,611.67	268.33	999,480.00	600.00
160020	313384JF7	109	FHLB D N	7/24/2014	7/17/2015		0.150%	0.150%	1,000,000	998,508.33	287.50	999,480.00	684.17
160025	313384JJ9	109	FHLB D N	7/25/2014	7/20/2015		0.140%	0.140%	2,000,000	1,997,200.00	528.89	1,998,940.00	1,211.11
160024	313384JK6	109	FHLB D N	7/25/2014	7/21/2015		0.140%	0.140%	3,000,000	2,995,788.33	793.33	2,998,410.00	1,828.34
160044	313384JL4	109	FHLB D N	7/29/2014	7/22/2015		0.140%	0.140%	1,000,000	998,607.78	248.89	999,470.00	613.33
160017	313384JM2	109	FHLB D N	7/24/2014	7/23/2015		0.140%	0.140%	2,000,000	1,997,168.89	536.67	1,998,940.00	1,234.44
160038	313384JN0	109	FHLB D N	7/28/2014	7/24/2015		0.140%	0.140%	2,100,000	2,097,051.83	530.83	2,098,887.00	1,304.34
160095	313384JN0	109	FHLB D N	8/1/2014	7/24/2015		0.150%	0.150%	2,000,000	1,997,025.00	508.33	1,998,940.00	1,406.67
160098	313384JR1	109	FHLB D N	8/1/2014	7/27/2015		0.150%	0.150%	1,850,000	1,847,225.00	470.21	1,849,001.00	1,305.79
160097	313384JS9	109	FHLB D N	8/1/2014	7/28/2015		0.150%	0.150%	1,900,000	1,897,142.08	482.92	1,898,974.00	1,349.00
160123	313384JT7	109	FHLB D N	8/4/2014	7/29/2015		0.150%	0.150%	1,866,000	1,863,208.78	450.95	1,864,992.36	1,332.63
155188	3133ECHV9	109	FFCB - BULLET	3/15/2013	7/30/2015		0.350%	0.350%	1,600,000	1,600,000.00	948.89	1,602,736.00	2,736.00
155315	3133ECHV9	109	FFCB - BULLET	3/19/2013	7/30/2015		0.350%	0.354%	2,000,000	1,999,915.64	1,186.11	2,003,420.00	3,504.36
160064	313381YY5	109	FHLB STEP UP	7/30/2014	7/30/2015	10/30/2014	1.000%	1.000%	2,000,000	2,000,000.00	3,388.89	1,991,220.00	(8,780.00)
160096	313384JV2	109	FHLB D N	8/1/2014	7/31/2015		0.160%	0.160%	2,000,000	1,996,764.44	542.22	1,998,900.00	1,593.34
160126	313384JY6	109	FHLB D N	8/5/2014	8/3/2015		0.165%	0.165%	2,116,000	2,112,479.51	552.80	2,114,010.96	978.65
160133	313384JZ3	109	FHLB D N	8/6/2014	8/4/2015		0.155%	0.155%	1,200,000	1,198,124.50	289.33	1,198,872.00	458.17
160134	313384KA6	109	FHLB D N	8/6/2014	8/5/2015		0.155%	0.155%	1,147,000	1,145,202.40	276.55	1,145,921.82	442.87
160175	313396KB8	109	FHLMC D N	8/11/2014	8/6/2015		0.150%	0.150%	763,000	761,855.50	162.14	762,282.78	265.14
160148	313384KC2	109	FHLB D N	8/7/2014	8/7/2015		0.155%	0.155%	1,317,000	1,314,930.30	311.87	1,315,748.85	506.68
160246	313396KF9	109	FHLMC D N	8/18/2014	8/10/2015		0.155%	0.155%	1,000,000	998,462.92	189.44	999,040.00	387.64
160243	313396KG7	109	FHLMC D N	8/18/2014	8/11/2015		0.155%	0.155%	1,400,000	1,397,842.06	265.22	1,398,656.00	548.72
160241	313396KH5	109	FHLMC D N	8/18/2014	8/12/2015		0.155%	0.155%	1,900,000	1,897,063.18	359.94	1,898,176.00	752.88
160182	3136G1C23	109	FNMA STEP UP	8/13/2014	8/13/2015	11/13/2014	0.800%	0.800%	1,000,000	1,000,000.00	1,066.67	996,500.00	(3,500.00)
160248	313396KJ1	109	FHLMC D N	8/18/2014	8/13/2015		0.155%	0.155%	900,000	898,605.00	170.50	899,127.00	351.50

**MIAMI-DADE COUNTY**  
**REPORT WRITER**  
**AS OF DATE: September 30, 2014**  
**SORTING ORDER: FUND ICC#**

INVSMT NUMBER	CUSIP NUMBER	FUND NUMBER	DESCRIPTION	PURCHASE SET DATE	MATURITY DATE	CALL DATE	INTEREST RATE	YTM TRADING	SCHEDULED PAR VALUE	CURRENT BOOK VALUE	PERIOD-END INTEREST ACCRL	MARKET VALUE	UNREALIZED GAIN/LOSS
160238	3130A2UN4	109	FHLB - BULLET	8/18/2014	8/14/2015		0.125%	0.183%	1,800,000	1,798,999.00	293.75	1,798,416.00	(558.00)
150844	313378CN9	109	FHLB - BULLET	2/17/2012	8/17/2015		0.600%	0.600%	3,000,000	3,000,000.00	2,200.00	3,009,630.00	9,630.00
155587	3133ECLP7	109	FFCB - BULLET	4/17/2013	8/17/2015		0.300%	0.322%	1,100,000	1,099,765.02	403.33	1,100,869.00	1,103.98
155932	3133ECLP7	109	FFCB - BULLET	5/13/2013	8/17/2015		0.300%	0.311%	3,000,000	2,999,669.49	1,100.00	3,002,370.00	2,700.51
160234	313384KP3	109	FHLB D N	8/19/2014	8/18/2015		0.165%	0.165%	1,500,000	1,497,497.50	295.63	1,498,530.00	736.87
160297	313384KQ1	109	FHLB D N	8/21/2014	8/19/2015		0.140%	0.140%	1,000,000	998,588.33	159.44	999,020.00	272.23
160461	313396KQ5	109	FHLMC D N	9/3/2014	8/19/2015		0.155%	0.155%	1,200,000	1,198,191.67	144.67	1,198,824.00	487.66
160356	313396KR3	109	FHLMC D N	8/27/2014	8/20/2015		0.165%	0.165%	1,000,000	998,359.17	160.42	999,010.00	490.41
160481	313384KR9	109	FHLB D N	9/4/2014	8/20/2015		0.130%	0.130%	1,000,000	998,736.11	97.50	999,010.00	176.39
160310	313384KS7	109	FHLB D N	8/22/2014	8/21/2015		0.170%	0.170%	1,512,000	1,509,401.04	285.60	1,510,503.12	816.48
160357	313396KS1	109	FHLMC D N	8/27/2014	8/21/2015		0.165%	0.165%	1,000,000	998,354.58	160.42	999,010.00	495.00
160394	313384KS7	109	FHLB D N	8/28/2014	8/21/2015		0.165%	0.165%	1,000,000	998,359.17	155.83	999,010.00	495.00
160491	313384KS7	109	FHLB D N	9/5/2014	8/21/2015		0.165%	0.165%	1,000,000	998,395.83	119.17	999,010.00	495.00
160359	313384KV0	109	FHLB D N	8/27/2014	8/24/2015		0.160%	0.160%	500,000	499,195.56	77.78	499,500.00	226.66
160460	313384KV0	109	FHLB D N	9/3/2014	8/24/2015		0.140%	0.140%	1,300,000	1,298,205.28	141.56	1,298,700.00	353.16
157748	3133EDAL6	109	FFCB - BULLET	11/25/2013	8/25/2015		0.280%	0.290%	1,500,000	1,499,845.96	420.00	1,502,340.00	2,494.04
160489	313384KX6	109	FHLB D N	9/5/2014	8/26/2015		0.150%	0.150%	1,000,000	998,520.83	108.33	998,990.00	360.84
160400	313396KY8	109	FHLMC D N	8/29/2014	8/27/2015		0.160%	0.160%	1,453,000	1,450,655.83	213.11	1,451,532.47	663.53
155560	3135G0UW1	109	FNMA - BULLET	4/9/2013	8/28/2015		0.350%	0.350%	2,000,000	2,000,000.00	641.67	2,003,560.00	3,560.00
160387	3134G5FE0	109	FHLMC STEP UP	8/28/2014	8/28/2015	11/28/2014	0.650%	0.650%	2,000,000	2,000,000.00	1,191.67	2,000,660.00	660.00
160390	3134G5GF6	109	FHLMC STEP UP	8/28/2014	8/28/2015	11/28/2014	0.500%	0.500%	3,000,000	3,000,000.00	1,375.00	2,997,180.00	(2,820.00)
160488	3136G24K0	109	FNMA STEP UP	9/5/2014	8/28/2015		1.500%	1.551%	550,000	549,885.42	756.25	547,178.50	(2,546.50)
160492	3130A2UZ7	109	FHLB STEP UP	9/8/2014	8/28/2015	11/28/2014	1.000%	1.000%	1,575,000	1,575,437.50	1,443.75	1,573,188.75	(1,811.25)
160490	313384LC1	109	FHLB D N	9/5/2014	8/31/2015		0.150%	0.150%	1,000,000	998,500.00	108.33	998,980.00	371.67
160527	313396LD3	109	FHLMC D N	9/11/2014	9/1/2015		0.155%	0.155%	1,500,000	1,497,707.29	129.17	1,497,900.00	63.54
160693	313384LG2	109	FHLB D N	9/25/2014	9/4/2015		0.160%	0.160%	1,000,000	998,471.11	26.67	998,590.00	92.22
158686	3133ECWQ3	109	FFCB - BULLET	9/12/2013	9/9/2015		0.375%	0.470%	1,000,000	999,058.71	229.17	1,001,870.00	2,811.29
160696	313396LS0	109	FHLMC D N	9/25/2014	9/14/2015		0.130%	0.130%	500,000	499,360.83	10.83	499,275.00	(96.66)
160695	313384LT4	109	FHLB D N	9/25/2014	9/15/2015		0.170%	0.170%	903,000	901,486.22	25.59	901,690.65	178.84
160701	313384LU1	109	FHLB D N	9/25/2014	9/16/2015		0.155%	0.155%	500,000	499,233.61	12.92	499,270.00	23.47
160698	313384LV9	109	FHLB D N	9/25/2014	9/17/2015		0.155%	0.155%	500,000	499,231.46	12.92	499,270.00	25.62
157331	3134G36F2	109	FHLMC - BULLET	10/9/2013	9/18/2015		0.420%	0.420%	2,000,000	2,000,000.00	303.33	2,003,360.00	3,360.00
157085	313383Z46	109	FHLB - BULLET	9/12/2013	9/21/2015		0.450%	0.485%	1,000,000	999,650.28	125.00	1,002,870.00	3,219.72
160694	313384MA4	109	FHLB D N	9/25/2014	9/22/2015		0.160%	0.160%	1,000,000	998,391.11	26.67	998,520.00	102.22
153304	3133EAZ68	109	FFCB - BULLET	9/25/2012	9/25/2015		0.400%	0.408%	2,000,000	1,999,833.80	133.33	2,004,300.00	4,466.20
156194	3136G1GN3	109	FNMA STEP UP	6/6/2013	9/27/2015	12/27/2014	0.800%	0.988%	1,000,000	998,151.94	88.89	995,130.00	(3,021.94)
160721	3136G0E64	109	FNMA STEP UP	9/27/2014	9/27/2015	12/27/2014	0.850%	0.850%	1,000,000	1,000,000.00	94.44	1,001,150.00	1,150.00
160722	3136G0E64	109	FNMA STEP UP	9/27/2014	9/27/2015	12/27/2014	0.850%	0.850%	1,000,000	1,000,000.00	94.44	1,001,150.00	1,150.00
155191	3136G1HC6	109	FNMA STEP UP	3/28/2013	9/28/2015	12/28/2014	0.850%	0.856%	1,900,000	1,899,886.50	134.58	1,888,258.00	(11,628.50)
160738	313384MG1	109	FHLB D N	9/30/2014	9/28/2015		0.150%	0.150%	424,000	423,358.70	1.77	423,359.76	(0.71)
157230	3130A05W6	109	FHLB - BULLET	10/1/2013	10/1/2015		0.300%	0.300%	15,000,000	15,000,000.00	22,500.00	15,006,150.00	6,150.00
157350	3133ED4A7	109	FFCB - BULLET	10/11/2013	10/7/2015		0.375%	0.426%	2,000,000	1,998,493.11	3,625.00	2,001,900.00	3,406.89
160022	3133EDQL9	109	FFCB - BULLET	7/25/2014	10/15/2015		0.230%	0.230%	2,500,000	2,500,159.72	1,213.89	2,500,300.00	300.00
158989	3133EDJP8	109	FFCB - BULLET	4/16/2014	10/16/2015		0.220%	0.237%	2,000,000	1,999,500.00	2,016.67	1,999,280.00	(220.00)
157188	3133EC6G4	109	FFCB - BULLET	9/24/2013	10/29/2015		0.350%	0.416%	1,000,000	999,013.25	1,477.78	1,000,940.00	1,926.75
153776	3136G03E9	109	FNMA STEP UP	11/8/2012	11/8/2015	11/8/2014	0.700%	0.725%	1,000,000	999,624.66	2,780.56	991,720.00	(7,904.66)
153855	3136G03E9	109	FNMA STEP UP	11/9/2012	11/8/2015	11/8/2014	0.700%	0.700%	3,300,000	3,300,000.00	9,175.83	3,272,676.00	(27,324.00)
158839	3133ED7L0	109	FFCB - BULLET	3/25/2014	11/13/2015		0.330%	0.350%	8,000,000	7,997,580.74	10,120.00	7,991,280.00	(6,300.74)
150885	313378D65	109	FHLB - BULLET	2/23/2012	11/17/2015		0.650%	0.650%	2,000,000	2,000,000.00	4,838.89	2,007,160.00	7,160.00
159581	3130A22A3	109	FHLB - BULLET	6/12/2014	11/23/2015		0.220%	0.260%	1,000,000	999,536.11	782.22	999,000.00	(420.00)
157787	3133EDB84	109	FFCB - BULLET	12/3/2013	12/3/2015		0.300%	0.300%	4,000,000	4,000,000.00	3,933.33	3,997,200.00	(2,800.00)
159931	3130A22T2	109	FHLB - BULLET	7/17/2014	12/4/2015		0.220%	0.240%	1,970,000	1,969,966.07	1,408.55	1,968,719.50	(728.90)
156129	3135G0SB0	109	FNMA - BULLET	5/31/2013	12/21/2015		0.375%	0.430%	1,000,000	999,180.09	1,041.67	1,001,570.00	2,389.91
159508	3133EDN40	109	FFCB - BULLET	6/11/2014	1/11/2016		0.270%	0.270%	2,000,000	2,000,000.00	1,200.00	1,993,860.00	(6,140.00)
159954	3133EDN40	109	FFCB - BULLET	7/18/2014	1/11/2016		0.270%	0.270%	1,500,000	1,500,078.75	900.00	1,495,395.00	(4,605.00)
160477	3133EDQW5	109	FFCB - BULLET	9/4/2014	1/21/2016		0.290%	0.310%	2,000,000	2,000,132.78	1,127.78	1,994,060.00	(5,380.00)

**MIAMI-DADE COUNTY**  
**REPORT WRITER**  
**AS OF DATE: September 30, 2014**  
**SORTING ORDER: FUND ICC#**

INVSMT NUMBER	CUSIP NUMBER	FUND NUMBER	DESCRIPTION	PURCHASE SET DATE	MATURITY DATE	CALL DATE	INTEREST RATE	YTM TRADING	SCHEDULED PAR VALUE	CURRENT BOOK VALUE	PERIOD-END INTEREST ACCRL	MARKET VALUE	UNREALIZED GAIN/LOSS
160571	3133ECD43	109	FFCB - BULLET	9/16/2014	1/22/2016		0.350%	0.350%	2,000,000	2,001,050.00	1,341.67	1,995,840.00	(4,160.00)
156424	3133ECTC8	109	FFCB - BULLET	6/28/2013	1/28/2016		0.640%	0.640%	2,000,000	2,000,000.00	2,240.00	2,002,260.00	2,260.00
155434	3136G1AQ2	109	FNMA STEP UP	3/28/2013	1/30/2016	10/30/2014	0.700%	0.700%	4,000,000	4,000,000.00	4,744.44	3,991,320.00	(8,680.00)
160165	3130A2LP9	109	FHLB STEP UP	8/8/2014	1/30/2016	1/30/2015	1.375%	1.375%	1,225,000	1,225,374.31	2,854.08	1,218,740.25	(6,259.75)
155133	3133ECE91	109	FFCB - BULLET	3/6/2013	2/1/2016		0.400%	0.400%	3,000,000	3,000,000.00	2,000.00	2,992,470.00	(7,530.00)
157582	3133ED7A4	109	FFCB - BULLET	11/12/2013	2/12/2016		0.400%	0.418%	1,500,000	1,499,600.00	816.67	1,496,820.00	(2,780.00)
159326	3133EDLH3	109	FFCB - BULLET	5/16/2014	2/16/2016		0.300%	0.311%	2,000,000	1,999,658.03	750.00	1,992,080.00	(7,578.03)
159919	3133EDMC3	109	FFCB - BULLET	7/16/2014	2/26/2016		0.250%	0.330%	1,071,000	1,069,716.76	260.31	1,066,426.83	(3,289.93)
158838	3133EDG63	109	FFCB - BULLET	3/25/2014	3/3/2016		0.375%	0.450%	1,000,000	998,883.36	291.67	995,810.00	(3,073.36)
154891	3136G1ET2	109	FNMA STEP UP	3/6/2013	3/6/2016	12/6/2014	1.000%	1.008%	1,500,000	1,499,813.19	1,041.67	1,489,845.00	(9,968.19)
155698	3133ECLQ5	109	FFCB - BULLET	4/24/2013	3/18/2016		0.350%	0.370%	2,000,000	1,999,401.93	252.78	1,997,000.00	(2,401.93)
156130	3135GOVA8	109	FNMA - BULLET	5/30/2013	3/30/2016		0.500%	0.500%	1,000,000	999,994.73	13.89	1,000,760.00	765.27
157235	3130A05U0	109	FHLB - BULLET	10/1/2013	4/1/2016		0.460%	0.460%	15,000,000	15,000,000.00	34,500.00	14,981,850.00	(18,150.00)
160522	3133EDV66	109	FFCB - BULLET	9/18/2014	4/18/2016		0.450%	0.450%	2,000,000	2,000,000.00	325.00	1,998,360.00	(1,640.00)
157503	3133ED6D9	109	FFCB - BULLET	11/4/2013	5/4/2016		0.500%	0.510%	2,000,000	1,999,599.78	4,083.33	1,994,320.00	(5,279.78)
156796	3133ECWT7	109	FFCB - BULLET	8/9/2013	5/9/2016		0.650%	0.650%	2,000,000	2,000,000.00	5,127.78	2,003,860.00	3,860.00
160393	3133EDSR4	109	FFCB - BULLET	8/28/2014	5/13/2016		0.400%	0.411%	1,500,000	1,499,980.00	800.00	1,496,985.00	(2,745.00)
159325	3133EDLQ3	109	FFCB - BULLET	5/16/2014	5/16/2016		0.400%	0.420%	2,000,000	1,999,200.00	3,000.00	1,994,440.00	(4,760.00)
156044	3136G1M63	109	FNMA STEP UP	5/22/2013	5/22/2016	11/22/2014	0.750%	0.775%	4,000,000	3,998,001.83	10,750.00	3,952,920.00	(45,081.83)
156077	3133833M1	109	FHLB STEP UP	5/24/2013	5/23/2016	11/23/2014	0.750%	0.784%	3,500,000	3,497,666.67	9,333.33	3,460,940.00	(36,726.67)
160436	3133EDTP7	109	FFCB - BULLET	9/2/2014	5/26/2016		0.400%	0.440%	1,500,000	1,499,065.00	583.33	1,497,840.00	(1,125.00)
159481	3133EDMN9	109	FFCB - BULLET	6/2/2014	6/2/2016		0.375%	0.390%	2,000,000	1,999,400.00	2,479.17	1,987,020.00	(12,380.00)
156024	3133ECQG2	109	FFCB - BULLET	6/3/2013	6/3/2016		0.440%	0.440%	3,000,000	3,000,000.00	4,326.67	2,989,050.00	(10,950.00)
160699	3130A22N5	109	FHLB - BULLET	9/25/2014	6/6/2016		0.420%	0.460%	1,000,000	1,000,591.67	1,341.67	998,290.00	(1,030.00)
159596	3133EDNS7	109	FFCB - BULLET	6/20/2014	6/20/2016		0.450%	0.450%	1,000,000	1,000,000.00	1,262.50	998,110.00	(1,890.00)
160092	3133EDNS7	109	FFCB - BULLET	8/1/2014	6/20/2016		0.450%	0.450%	3,000,000	3,001,537.50	3,787.50	2,994,330.00	(5,670.00)
160637	3133EDVN9	109	FFCB D N	9/22/2014	6/22/2016		0.500%	0.020%	2,300,000	2,299,195.00	11.34	2,298,068.00	(1,138.34)
157786	3133834R9	109	FHLB - BULLET	11/26/2013	6/24/2016		0.375%	0.400%	1,300,000	1,299,344.47	1,313.54	1,297,335.00	(2,009.47)
156016	3135G0XP3	109	FNMA - BULLET	5/21/2013	7/5/2016		0.375%	0.460%	2,900,000	2,895,116.61	2,597.92	2,893,040.00	(2,076.61)
159858	3133EDQ96	109	FFCB - BULLET	7/11/2014	7/11/2016		0.500%	0.500%	2,000,000	2,000,000.00	2,222.22	1,996,500.00	(3,500.00)
160180	3133EDSH6	109	FFCB - BULLET	8/13/2014	8/11/2016		0.500%	0.500%	2,000,000	2,000,055.56	1,388.89	1,994,720.00	(5,280.00)
160249	3130A2PW0	109	FHLB STEP UP	8/18/2014	8/18/2016	11/14/2014	1.500%	1.500%	2,000,000	2,000,333.33	3,916.66	1,996,780.00	(3,220.00)
160239	3130A2UX2	109	FHLB - BULLET	8/18/2014	8/15/2016		0.500%	0.501%	1,500,000	1,500,032.50	958.33	1,495,110.00	(4,860.00)
160396	3133EDT69	109	FFCB C I	8/28/2014	8/19/2016	8/19/2015	0.530%	0.591%	2,000,000	1,997,865.00	1,236.67	1,990,880.00	(6,720.00)
160336	3130A2QG4	109	FHLB STEP UP	8/26/2014	8/20/2016	11/20/2014	1.250%	1.263%	3,000,000	2,999,875.00	4,270.83	2,992,860.00	(6,390.00)
160349	3130A2RA6	109	FHLB STEP UP	8/27/2014	8/20/2016	2/20/2015	1.000%	1.013%	4,500,000	4,499,750.00	5,125.00	4,484,700.00	(14,175.00)
160286	3133EDTK8	109	FFCB - BULLET	8/26/2014	8/26/2016		0.500%	0.500%	2,000,000	2,000,000.00	972.22	1,993,140.00	(6,860.00)
160389	3130A2US3	109	FHLB STEP UP	8/28/2014	8/27/2016	2/27/2015	1.250%	1.314%	3,000,000	2,996,354.17	3,541.67	2,984,220.00	(12,030.00)
160478	3130A2US3	109	FHLB STEP UP	9/4/2014	8/27/2016	2/27/2015	1.250%	1.378%	2,000,000	1,995,486.11	2,361.11	1,989,480.00	(5,520.00)
160690	3134G5GH2	109	FHLMC STEP UP	9/25/2014	9/11/2016	3/11/2015	1.500%	1.552%	3,879,000	3,877,383.75	3,232.50	3,882,529.89	7,408.89
160691	3134G5GX7	109	FHLMC STEP UP	9/25/2014	9/16/2016	12/16/2014	1.625%	1.664%	2,000,000	1,999,312.50	1,354.17	1,993,140.00	(5,360.00)
160590	3133EDVZ2	109	FFCB - BULLET	9/23/2014	9/23/2016		0.650%	0.650%	2,000,000	2,000,000.00	288.89	1,996,600.00	(3,400.00)
160214	3130A2T97	109	FHLB - BULLET	8/15/2014	9/28/2016		0.500%	0.540%	2,000,000	1,998,398.71	83.32	1,994,140.00	(4,258.71)
157187	3134G3S50	109	FHLMC - BULLET	9/24/2013	11/1/2016		0.625%	0.850%	3,000,000	2,983,340.05	7,812.50	2,991,630.00	8,289.95
157502	3133ED6C1	109	FFCB - BULLET	11/1/2013	11/1/2016		0.650%	0.650%	2,000,000	2,000,000.00	5,416.67	2,001,560.00	1,560.00
157535	3133ED6C1	109	FFCB - BULLET	11/5/2013	11/1/2016		0.650%	0.658%	3,000,000	2,999,372.25	8,125.00	3,002,340.00	2,967.75
158836	3134G3S50	109	FHLMC - BULLET	3/25/2014	11/1/2016		0.625%	0.781%	2,000,000	1,992,300.13	5,208.33	1,994,420.00	2,119.87
157183	313381B53	109	FHLB - BULLET	9/24/2013	11/14/2016		0.580%	0.853%	3,000,000	2,979,823.47	6,621.67	2,995,800.00	15,976.53
157749	3130A0C65	109	FHLB - BULLET	11/22/2013	12/28/2016		0.625%	0.661%	2,000,000	1,998,241.75	3,229.17	1,995,480.00	(2,761.75)
157778	3130A0C65	109	FHLB - BULLET	11/26/2013	12/28/2016		0.625%	0.630%	1,600,000	1,599,792.79	2,583.34	1,596,384.00	(3,408.79)
159538	3133EDNC2	109	FFCB - BULLET	6/13/2014	1/13/2017		0.700%	0.724%	2,000,000	1,998,839.37	3,033.33	1,998,860.00	20.63
152682	3133EAA81	109	FFCB C I	7/30/2012	1/30/2017	10/3/2014	0.780%	0.803%	2,500,000	2,498,610.95	3,304.17	2,492,975.00	(5,635.95)
160110	3130A2MG8	109	FHLB STEP UP	8/1/2014	1/30/2017	1/30/2015	1.375%	1.488%	3,000,000	2,991,864.58	6,989.58	2,977,290.00	(14,460.00)
160166	3130A2MG8	109	FHLB STEP UP	8/8/2014	1/30/2017	1/30/2015	1.375%	1.396%	1,775,000	1,774,654.86	4,135.50	1,761,563.25	(12,549.25)
160506	3130A2QC3	109	FHLB STEP UP	9/10/2014	2/13/2017	2/13/2015	1.000%	1.021%	2,000,000	2,000,500.00	2,666.67	1,997,100.00	(1,900.00)
152965	3133EAK98	109	FFCB C I	8/20/2012	2/15/2017	10/3/2014	0.850%	0.896%	1,500,000	1,498,328.05	1,629.17	1,497,195.00	(1,133.05)



**MIAMI-DADE COUNTY**  
**REPORT WRITER**  
**AS OF DATE: September 30, 2014**  
**SORTING ORDER: FUND ICC#**

INVSMT NUMBER	CUSIP NUMBER	FUND NUMBER	DESCRIPTION	PURCHASE SET DATE	MATURITY DATE	CALL DATE	INTEREST RATE	YTM TRADING	SCHEDULED PAR VALUE	CURRENT BOOK VALUE	PERIOD-END INTEREST ACCRL	MARKET VALUE	UNREALIZED GAIN/LOSS
154922	3133ECG99	109	FFCB - BULLET	2/22/2013	2/22/2017		0.660%	0.679%	1,500,000	1,499,296.19	1,072.50	1,489,635.00	(9,661.19)
160388	3134G5H24	109	FHLMC STEP UP	8/28/2014	2/28/2017	8/28/2015	1.500%	1.510%	4,495,000	4,493,876.25	6,180.63	4,476,660.40	(17,215.85)
160032	3133782N0	109	FHLB - BULLET	7/25/2014	3/10/2017		0.875%	0.875%	2,000,000	2,000,000.00	1,020.83	1,998,460.00	(1,540.00)
159156	3135G0VM2	109	FNMA - BULLET	4/24/2014	3/14/2017		0.750%	0.850%	2,050,000	2,044,954.96	726.04	2,040,098.50	(4,856.46)
155386	3133ECCK7	109	FFCB - BULLET	3/28/2013	3/28/2017		0.650%	0.658%	2,100,000	2,099,607.16	113.75	2,090,466.00	(9,141.16)
157185	3133ECCK7	109	FFCB - BULLET	9/24/2013	3/28/2017		0.650%	0.993%	1,500,000	1,487,401.75	81.25	1,493,190.00	5,788.25
160700	3130A2YK6	109	FHLB - BULLET	9/25/2014	3/29/2017		0.875%	0.876%	1,000,000	999,980.11	48.60	999,000.00	(980.11)
160395	3133EDUE0	109	FFCB - BULLET	9/5/2014	4/5/2017		0.850%	0.860%	2,000,000	1,999,500.00	1,227.78	1,992,680.00	(6,820.00)
159195	3135G0ZB2	109	FNMA - BULLET	4/29/2014	4/20/2017		0.750%	0.912%	2,200,000	2,190,094.50	7,379.17	2,187,262.00	(2,420.00)
159329	3135G0ZB2	109	FNMA - BULLET	5/14/2014	4/20/2017		0.750%	0.810%	2,000,000	1,997,520.00	6,708.33	1,988,420.00	(8,100.00)
153909	3133EAE38	109	FFCB C I	8/1/2012	5/1/2017	10/3/2014	0.820%	0.834%	5,000,000	4,997,947.66	17,083.33	4,978,800.00	(19,147.66)
153911	3133EAE38	109	FFCB C I	8/20/2012	5/1/2017	10/3/2014	0.820%	0.902%	5,700,000	5,686,352.40	19,475.00	5,675,832.00	(10,520.40)
159382	3133EDLV2	109	FFCB - BULLET	5/22/2014	5/22/2017		0.850%	0.850%	2,000,000	2,000,000.00	6,091.67	1,996,600.00	(3,400.00)
160043	3130A1NN4	109	FHLB - BULLET	7/29/2014	5/24/2017		0.875%	0.930%	1,000,000	1,000,049.86	3,086.80	997,360.00	(1,110.00)
159491	3133EDMV1	109	FFCB - BULLET	6/5/2014	6/5/2017		0.800%	0.866%	1,800,000	1,796,508.00	4,640.00	1,793,376.00	(3,132.00)
159634	3133ECCV5	109	FFCB - BULLET	6/17/2014	6/5/2017		0.700%	1.000%	1,000,000	991,483.33	2,255.55	991,490.00	240.00
152261	3133EATE8	109	FFCB - BULLET	6/22/2012	6/8/2017		0.900%	0.940%	4,000,000	3,995,310.60	11,300.00	3,996,880.00	1,569.40
159635	313379FW4	109	FHLB - BULLET	6/17/2014	6/9/2017		1.000%	1.001%	3,565,000	3,565,649.62	11,091.11	3,568,814.55	3,957.15
160499	3130A2Z33	109	FHLB - BULLET	9/9/2014	6/29/2017		1.000%	1.040%	1,000,000	998,900.00	611.11	997,820.00	(2,610.00)
159755	3133EDPQ9	109	FFCB - BULLET	7/3/2014	7/3/2017		0.900%	0.900%	800,000	800,000.00	1,760.00	797,294.00	(2,176.00)
160114	3133EDSE3	109	FFCB - BULLET	8/11/2014	7/11/2017		0.950%	0.950%	3,000,000	3,000,000.00	3,958.33	2,989,170.00	(10,830.00)
160296	3133EDSE3	109	FFCB - BULLET	8/21/2014	7/11/2017		0.950%	0.960%	3,000,000	2,999,921.67	3,958.34	2,989,170.00	(9,960.00)
159886	3133EDQM7	109	FFCB - BULLET	7/17/2014	7/17/2017		1.000%	1.000%	2,000,000	2,000,000.00	4,111.11	1,996,460.00	(3,540.00)
152639	3133EAZK7	109	FFCB C I	7/24/2012	7/24/2017	10/3/2014	0.970%	0.985%	1,500,000	1,499,325.37	2,707.92	1,495,320.00	(4,005.37)
160500	3134G3ZH6	109	FHLMC - BULLET	9/9/2014	7/25/2017		1.000%	1.070%	1,000,000	999,242.22	1,833.33	996,140.00	(1,880.00)
159716	3137EADJ5	109	FHLMC - BULLET	6/23/2014	7/28/2017		1.000%	1.010%	1,000,000	999,699.87	1,750.00	995,890.00	(3,809.87)
160056	3137EADJ5	109	FHLMC - BULLET	7/29/2014	7/28/2017		1.000%	1.000%	2,000,000	2,000,055.56	3,500.00	1,991,780.00	(8,220.00)
160112	3130A2LKO	109	FHLB STEP UP	8/1/2014	7/30/2017	10/30/2014	1.500%	1.541%	1,815,000	1,812,897.63	4,613.13	1,810,843.65	(1,978.35)
152735	3133804V6	109	FHLB C I	8/9/2012	8/9/2017	10/3/2014	1.000%	1.000%	4,000,000	4,000,000.00	5,777.78	3,984,680.00	(15,320.00)
152859	3135G0MW0	109	FNMA C I	8/10/2012	8/9/2017	11/9/2014	1.050%	1.055%	2,000,000	1,999,700.00	3,033.33	1,992,640.00	(7,060.00)
152961	3133804V6	109	FHLB C I	8/21/2012	8/9/2017	10/3/2014	1.000%	1.021%	5,000,000	4,996,981.81	7,222.22	4,980,850.00	(16,131.81)
152851	3135G0NC3	109	FNMA C I	8/14/2012	8/14/2017	11/14/2014	1.000%	1.051%	1,000,000	998,500.83	1,305.56	995,730.00	(2,770.83)
152868	3135G0NC3	109	FNMA C I	8/14/2012	8/14/2017	11/14/2014	1.000%	1.041%	3,000,000	2,996,401.97	3,916.67	2,987,190.00	(9,211.97)
153199	3135G0NC3	109	FNMA C I	9/6/2012	8/14/2017	11/14/2014	1.000%	1.000%	5,100,000	5,100,000.00	6,658.33	5,078,223.00	(21,777.00)
160222	3133EDSU7	109	FFCB - BULLET	8/15/2014	8/15/2017		1.000%	1.000%	2,000,000	2,000,000.00	2,555.56	1,995,980.00	(4,020.00)
160235	3133EDSV5	109	FFCB C I	8/18/2014	8/18/2017	8/18/2015	1.070%	1.070%	2,000,000	2,000,000.00	2,556.11	1,993,480.00	(6,520.00)
152781	3135G0NF6	109	FNMA C I	8/21/2012	8/21/2017	10/21/2014	1.000%	1.000%	10,000,000	10,000,000.00	11,111.11	9,936,600.00	(63,400.00)
158973	3135G0MZ3	109	FNMA - BULLET	4/8/2014	8/28/2017		0.875%	1.100%	2,000,000	1,986,785.70	1,604.17	1,986,560.00	(225.70)
159330	3135G0MZ3	109	FNMA - BULLET	5/14/2014	8/28/2017		0.875%	0.970%	2,000,000	1,994,388.35	1,604.17	1,986,560.00	(7,828.35)
160391	3134G5GM1	109	FHLMC STEP UP	8/28/2014	8/28/2017	11/28/2014	1.700%	1.700%	3,000,000	3,000,000.00	4,675.00	2,998,050.00	(1,950.00)
153074	3133EAR26	109	FFCB C I	9/5/2012	9/5/2017	10/3/2014	0.970%	0.996%	2,000,000	1,998,248.91	1,401.11	1,993,180.00	(5,068.91)
157014	3133ECZ31	109	FFCB - BULLET	9/6/2013	9/6/2017		1.410%	1.436%	1,000,000	999,250.51	979.17	1,005,110.00	5,859.49
159482	313380EC7	109	FHLB - BULLET	5/30/2014	9/8/2017		0.750%	0.890%	1,480,000	1,473,893.98	709.17	1,460,138.40	(13,755.58)
160498	3134G5GK5	109	FHLMC STEP UP	9/12/2014	9/12/2017	12/12/2014	1.625%	1.634%	2,000,000	1,999,500.00	1,715.28	1,992,300.00	(7,200.00)
157186	3135G0PP2	109	FNMA - BULLET	9/24/2013	9/20/2017		1.000%	1.250%	3,000,000	2,978,130.06	916.67	2,981,370.00	3,239.94
160572	3133EDVU3	109	FFCB - BULLET	9/22/2014	9/22/2017		1.125%	1.133%	2,000,000	1,999,500.00	562.50	1,996,620.00	(2,880.00)
160692	3130A2X92	109	FHLB STEP UP	9/25/2014	9/24/2017	12/24/2014	1.500%	1.586%	2,000,000	1,995,083.33	583.33	1,996,660.00	1,660.00
160480	3135G0ZL0	109	FNMA - BULLET	9/4/2014	9/27/2017		1.000%	1.130%	1,000,000	996,180.71	111.11	995,790.00	(390.71)
159328	3137EADL0	109	FHLMC - BULLET	5/14/2014	9/29/2017		1.000%	1.000%	2,000,000	1,999,982.25	111.11	1,990,980.00	(9,002.25)
160176	3137EADL0	109	FHLMC - BULLET	8/12/2014	9/29/2017		1.000%	1.060%	2,000,000	1,996,458.48	111.11	1,990,980.00	(5,478.48)
159303	3135G0PQ0	109	FNMA - BULLET	5/12/2014	10/26/2017		0.875%	1.090%	5,000,000	4,965,594.44	18,836.80	4,952,550.00	(11,100.00)
159483	3133EC2N3	109	FFCB - BULLET	5/30/2014	11/13/2017		0.780%	0.950%	1,500,000	1,491,897.50	4,485.00	1,484,880.00	(6,465.00)
157111	3133EAA32	109	FFCB - BULLET	9/13/2013	11/15/2017		0.900%	1.500%	1,000,000	979,698.81	3,400.00	996,060.00	16,361.19
160435	3130A2X76	109	FHLB - BULLET	9/2/2014	11/28/2017		1.150%	1.150%	2,000,000	2,000,191.67	2,044.45	1,990,340.00	(9,660.00)
159332	3137EADN6	109	FHLMC - BULLET	5/14/2014	1/12/2018		0.750%	1.160%	2,000,000	1,971,993.82	3,291.67	1,960,980.00	(11,013.82)
159331	3137EADP1	109	FHLMC - BULLET	5/14/2014	3/7/2018		0.875%	1.220%	2,000,000	1,976,495.22	1,166.67	1,965,940.00	(10,555.22)

**MIAMI-DADE COUNTY**  
**REPORT WRITER**  
**AS OF DATE: September 30, 2014**  
**SORTING ORDER: FUND ICC#**

INVSMT NUMBER	CUSIP NUMBER	FUND NUMBER	DESCRIPTION	PURCHASE SET DATE	MATURITY DATE	CALL DATE	INTEREST RATE	YTM TRADING	SCHEDULED PAR VALUE	CURRENT BOOK VALUE	PERIOD-END INTEREST ACCRL	MARKET VALUE	UNREALIZED GAIN/LOSS
159381	3133EDLX8	109	FFCB - BULLET	5/21/2014	5/21/2018		1.320%	1.320%	2,000,000	2,000,000.00	9,533.33	2,002,580.00	2,580.00
160479	3133EDTU6	109	FFCB - BULLET	9/4/2014	3/4/2019		1.700%	1.705%	1,000,000	999,770.00	1,275.00	996,810.00	(2,960.00)
		<b>109 Total</b>							<b>1,100,093,424</b>	<b>1,099,155,534.59</b>	<b>1,170,078.93</b>	<b>1,098,742,990.90</b>	<b>(710,759.90)</b>
159314	313397N80	154	FHLMC D N	5/14/2014	11/10/2014		0.065%	0.065%	2,995,000	2,994,026.63	757.07	2,994,966.72	183.02
		<b>154 Total</b>							<b>2,995,000</b>	<b>2,994,026.63</b>	<b>757.07</b>	<b>2,994,966.72</b>	<b>183.02</b>
151203	WACHOVIA8	300	WACHOVIA INT BEARING	3/1/2012	10/1/2014		0.020%	0.020%	3,170,734	3,170,734.22	17.74	3,170,734.22	0.00
159797	313385H82	300	FHBL D N	7/2/2014	10/1/2014		0.075%	0.075%	2,000,000	1,999,620.83	379.17	2,000,000.00	0.00
159741	313589H97	300	FNMA D N	6/26/2014	10/2/2014		0.080%	0.080%	2,400,000	2,399,477.33	517.34	2,399,999.33	4.66
159743	313385J23	300	FHBL D N	6/26/2014	10/3/2014		0.075%	0.075%	1,100,000	1,099,773.13	222.29	1,099,999.39	3.97
159798	313385J72	300	FHBL D N	7/2/2014	10/8/2014		0.075%	0.075%	1,800,000	1,799,632.50	341.25	1,799,996.50	22.75
160027	313385J98	300	FHBL D N	7/25/2014	10/10/2014		0.080%	0.080%	12,950,000	12,947,784.11	1,956.89	12,949,967.63	226.63
159757	313397K59	300	FHLMC D N	6/27/2014	10/14/2014		0.075%	0.075%	4,600,000	4,598,955.42	920.00	4,599,983.39	107.97
159937	313385K62	300	FHBL D N	7/17/2014	10/15/2014		0.082%	0.082%	1,646,000	1,645,662.57	284.94	1,645,993.60	46.09
159742	313385K88	300	FHBL D N	6/26/2014	10/17/2014		0.085%	0.085%	1,200,000	1,199,679.83	274.84	1,199,994.67	40.00
159799	313397L33	300	FHLMC D N	7/2/2014	10/20/2014		0.070%	0.070%	1,800,000	1,799,615.00	318.50	1,799,990.50	57.00
160062	313397L33	300	FHLMC D N	7/30/2014	10/20/2014		0.080%	0.080%	1,900,000	1,899,653.78	266.00	1,899,989.97	70.19
159936	313385L53	300	FHBL D N	7/17/2014	10/22/2014		0.080%	0.080%	1,907,000	1,906,588.94	322.07	1,906,988.88	77.87
160028	313397L66	300	FHLMC D N	7/25/2014	10/23/2014		0.075%	0.075%	1,135,000	1,134,787.19	160.79	1,134,993.06	45.08
159827	313385L79	300	FHBL D N	7/7/2014	10/24/2014		0.085%	0.085%	2,700,000	2,699,305.13	548.25	2,699,982.75	129.37
160063	313385L79	300	FHBL D N	7/30/2014	10/24/2014		0.080%	0.080%	900,000	899,828.00	126.00	899,994.25	40.25
159826	313385M45	300	FHBL D N	7/7/2014	10/29/2014		0.080%	0.080%	5,000,000	4,998,733.33	955.56	4,999,961.11	272.22
159891	313385M45	300	FHBL D N	7/11/2014	10/29/2014		0.078%	0.078%	2,240,000	2,239,469.56	395.42	2,239,982.58	117.60
160061	313385M45	300	FHBL D N	7/30/2014	10/29/2014		0.080%	0.080%	2,000,000	1,999,595.56	280.00	1,999,984.44	108.88
159892	313385M60	300	FHBL D N	7/11/2014	10/31/2014		0.080%	0.080%	1,590,000	1,589,604.27	289.73	1,589,986.75	92.75
160102	313589M91	300	FNMA D N	8/1/2014	11/3/2014		0.080%	0.080%	1,400,000	1,399,707.56	189.77	1,399,987.17	89.84
160153	313589N25	300	FNMA D N	8/8/2014	11/4/2014		0.070%	0.070%	1,000,000	999,828.89	105.00	999,990.56	56.67
160140	313385N36	300	FHBL D N	8/6/2014	11/5/2014		0.085%	0.085%	1,100,000	1,099,763.65	145.45	1,099,989.31	80.21
160138	313385N51	300	FHBL D N	8/6/2014	11/7/2014		0.083%	0.083%	1,640,000	1,639,648.36	211.74	1,639,983.14	123.04
160267	313385N51	300	FHBL D N	8/20/2014	11/7/2014		0.070%	0.070%	1,600,000	1,599,754.22	130.67	1,599,983.56	98.67
160219	313397N80	300	FHLMC D N	8/15/2014	11/10/2014		0.067%	0.067%	1,300,000	1,299,789.51	113.71	1,299,985.56	82.34
160139	313589P23	300	FNMA D N	8/6/2014	11/12/2014		0.090%	0.090%	1,300,000	1,299,681.50	182.00	1,299,984.83	121.33
160266	313589P23	300	FNMA D N	8/20/2014	11/12/2014		0.065%	0.065%	2,300,000	2,299,651.17	174.42	2,299,973.17	147.58
160100	313385P42	300	FHBL D N	8/1/2014	11/14/2014		0.085%	0.085%	3,000,000	2,999,256.25	432.08	2,999,963.33	275.00
160218	313589P72	300	FNMA D N	8/15/2014	11/17/2014		0.080%	0.080%	2,000,000	1,999,582.22	208.89	1,999,973.89	182.78
160306	313397P70	300	FHLMC D N	8/20/2014	11/17/2014		0.650%	0.665%	1,500,000	1,499,758.96	113.75	1,499,980.42	107.71
160154	313397P96	300	FHLMC D N	8/8/2014	11/19/2014		0.075%	0.075%	900,000	899,806.88	101.25	899,987.75	79.62
160439	313385Q33	300	FHBL D N	9/3/2014	11/21/2014		0.064%	0.064%	2,200,000	2,199,691.02	109.51	2,199,968.83	168.30
160101	313589Q89	300	FNMA D N	8/1/2014	11/26/2014		0.090%	0.090%	1,800,000	1,799,473.50	274.50	1,799,972.00	224.00
160361	313385Q82	300	FHBL D N	8/27/2014	11/26/2014		0.079%	0.079%	4,850,000	4,849,031.48	372.51	4,849,924.56	520.57
160437	313385R24	300	FHBL D N	9/3/2014	11/28/2014		0.070%	0.070%	4,600,000	4,599,230.78	250.44	4,599,925.89	444.67
160656	313589R54	300	FNMA D N	9/24/2014	12/1/2014		0.030%	0.030%	1,700,000	1,699,903.67	9.92	1,699,971.19	57.60
160438	313385R73	300	FHBL D N	9/3/2014	12/3/2014		0.081%	0.081%	2,500,000	2,499,488.13	157.50	2,499,956.25	310.62
160615	313385R99	300	FHBL D N	9/18/2014	12/5/2014		0.035%	0.035%	2,500,000	2,499,810.42	31.60	2,499,954.86	112.84
160507	313385S64	300	FHBL D N	9/10/2014	12/10/2014		0.060%	0.060%	8,540,000	8,538,704.77	298.90	8,539,833.94	830.27
160529	313397S77	300	FHLMC D N	9/11/2014	12/11/2014		0.070%	0.070%	1,200,000	1,199,787.67	46.67	1,199,976.33	141.99
160746	313385S80	300	FHBL D N	9/30/2014	12/12/2014		0.025%	0.025%	1,163,000	1,162,941.04	0.81	1,162,976.74	34.89
160616	313589T52	300	FNMA D N	9/18/2014	12/17/2014		0.050%	0.050%	600,000	599,925.00	10.83	599,987.17	51.34
160655	313385T63	300	FHBL D N	9/24/2014	12/18/2014		0.025%	0.025%	7,635,000	7,634,549.32	37.11	7,634,834.58	248.15
160440	313397U25	300	FHLMC D N	9/3/2014	12/22/2014		0.083%	0.083%	2,000,000	1,999,492.78	129.11	1,999,954.44	332.55
160528	313385U46	300	FHBL D N	9/11/2014	12/24/2014		0.060%	0.060%	2,300,000	2,299,601.33	76.67	2,299,946.33	268.33
160703	313385U61	300	FHBL D N	9/26/2014	12/26/2014		0.035%	0.035%	2,250,000	2,249,800.94	10.94	2,249,946.25	134.37
160747	313385U61	300	FHBL D N	9/30/2014	12/26/2014		0.033%	0.033%	1,100,000	1,099,913.60	0.99	1,099,973.72	59.13
154845	3136G1CW7	300	FNMA STEP UP	2/20/2013	2/20/2015	11/20/2014	0.800%	0.851%	2,000,000	1,999,498.63	1,822.22	1,990,940.00	(8,558.63)
160113	3130A2MG8	300	FHBL STEP UP	8/1/2014	1/30/2017	1/30/2015	1.375%	1.488%	2,000,000	1,994,576.39	4,659.72	1,984,860.00	(9,640.00)
153237	3133EAS33	300	FFCB C I	9/12/2012	9/5/2017	10/3/2014	0.990%	0.990%	1,000,000	1,000,000.00	715.00	991,230.00	(8,770.00)
		<b>300 Total</b>							<b>123,016,734</b>	<b>122,990,150.34</b>	<b>19,700.46</b>	<b>122,982,438.79</b>	<b>(20,120.94)</b>

**MIAMI-DADE COUNTY**  
**REPORT WRITER**  
**AS OF DATE: September 30, 2014**  
**SORTING ORDER: FUND ICC#**

INVSMT NUMBER	CUSIP NUMBER	FUND NUMBER	DESCRIPTION	PURCHASE SET DATE	MATURITY DATE	CALL DATE	INTEREST RATE	YTM TRADING	SCHEDULED PAR VALUE	CURRENT BOOK VALUE	PERIOD-END INTEREST ACCRL	MARKET VALUE	UNREALIZED GAIN/LOSS
151204	WACHOVIA8	411	WACHOVIA INT BEARING	3/1/2012	10/1/2014		0.000%	0.000%	0	0.00	0.00	0.00	0.00
159078	313397J51	411	FHLMC D N	4/21/2014	10/6/2014		0.070%	0.070%	2,234,000	2,233,270.23	708.05	2,233,996.90	18.62
159384	313385J72	411	FHLB D N	5/19/2014	10/8/2014		0.070%	0.070%	2,600,000	2,599,282.11	682.50	2,599,994.94	30.33
159197	313589K69	411	FNMA D N	4/29/2014	10/15/2014		0.060%	0.060%	5,000,000	4,998,591.67	1,291.66	4,999,980.56	97.23
159536	313397L41	411	FHLMC D N	6/6/2014	10/21/2014		0.080%	0.080%	5,600,000	5,598,295.11	1,456.00	5,599,968.89	217.78
159013	313397L66	411	FHLMC D N	4/14/2014	10/23/2014		0.075%	0.075%	1,120,000	1,119,552.00	396.67	1,119,993.16	44.49
159234	313385L79	411	FHLB D N	5/5/2014	10/24/2014		0.077%	0.077%	5,766,000	5,763,878.75	1,837.59	5,765,963.16	246.82
159415	313397L74	411	FHLMC D N	5/21/2014	10/24/2014		0.070%	0.070%	4,900,000	4,898,513.67	1,267.19	4,899,968.69	187.83
153466	3136G0N72	411	FNMA STEP UP	10/25/2012	10/25/2014	10/25/2014	0.700%	0.713%	2,000,000	1,999,875.34	6,066.67	1,993,680.00	(6,195.34)
159361	313385M45	411	FHLB D N	5/15/2014	10/29/2014		0.080%	0.080%	1,080,000	1,079,599.20	333.60	1,079,991.60	58.80
159521	313385M45	411	FHLB D N	6/5/2014	10/29/2014		0.080%	0.080%	2,400,000	2,399,221.33	629.34	2,399,981.33	130.66
158825	3136G0S69	411	FNMA STEP UP	3/24/2014	10/30/2014	10/30/2014	0.600%	1.913%	2,000,000	1,987,094.55	5,033.33	1,987,640.00	545.45
159400	313385N36	411	FHLB D N	5/21/2014	11/5/2014		0.080%	0.080%	4,020,000	4,018,499.20	1,188.13	4,019,960.92	273.59
159312	313385N51	411	FHLB D N	5/13/2014	11/7/2014		0.078%	0.078%	2,843,000	2,841,910.58	862.97	2,842,970.78	197.23
159363	313589P23	411	FNMA D N	5/15/2014	11/12/2014		0.070%	0.070%	8,000,000	7,997,184.44	2,162.23	7,999,906.67	560.00
159380	313385P42	411	FHLB D N	5/16/2014	11/14/2014		0.078%	0.078%	5,401,000	5,398,883.86	1,604.55	5,400,933.99	445.58
159364	313397P88	411	FHLMC D N	5/15/2014	11/18/2014		0.070%	0.070%	4,000,000	3,998,545.56	1,081.11	3,999,946.67	320.00
159401	313397Q20	411	FHLMC D N	5/21/2014	11/20/2014		0.070%	0.070%	9,000,000	8,996,797.50	2,327.50	8,999,875.00	750.00
159398	313397Q87	411	FHLMC D N	5/21/2014	11/26/2014		0.070%	0.070%	8,000,000	7,997,060.00	2,068.89	7,999,875.56	746.67
159416	313385Q82	411	FHLB D N	5/21/2014	11/26/2014		0.080%	0.080%	1,200,000	1,199,496.00	354.67	1,199,981.33	130.66
159414	313589R54	411	FNMA D N	5/21/2014	12/1/2014		0.070%	0.070%	5,903,000	5,900,773.26	1,526.58	5,902,899.98	600.14
159512	313313R75	411	FFCB D N	6/4/2014	12/3/2014		0.081%	0.081%	5,000,000	4,997,952.50	1,338.75	4,999,912.50	621.25
159687	313589R70	411	FNMA D N	6/20/2014	12/3/2014		0.095%	0.095%	3,070,000	3,068,655.17	834.44	3,069,946.28	456.67
159585	313589S61	411	FNMA D N	6/12/2014	12/10/2014		0.091%	0.091%	8,000,000	7,996,339.78	2,244.67	7,999,844.44	1,259.99
159622	313589S61	411	FNMA D N	6/16/2014	12/10/2014		0.090%	0.090%	3,947,000	3,945,253.45	1,055.82	3,946,923.25	613.98
154119	3136G07A3	411	FNMA STEP UP	12/13/2012	12/13/2014	12/13/2014	0.700%	0.714%	1,500,000	1,499,899.03	3,150.00	1,491,510.00	(8,389.03)
159637	313397T35	411	FHLMC D N	6/17/2014	12/15/2014		0.090%	0.090%	6,808,000	6,804,919.38	1,804.12	6,807,858.17	1,134.67
159648	313589T52	411	FNMA D N	6/18/2014	12/17/2014		0.090%	0.090%	8,840,000	8,835,977.80	2,320.50	8,839,810.92	1,512.62
159777	313397U25	411	FHLMC D N	6/30/2014	12/22/2014		0.095%	0.095%	2,600,000	2,598,799.31	638.08	2,599,940.78	503.39
156802	3133EC SZ8	411	FFCB - BULLET	8/2/2013	12/24/2014		0.200%	0.200%	15,000,000	15,000,000.00	8,083.33	15,002,400.00	2,400.00
159911	313589U43	411	FNMA D N	7/15/2014	12/24/2014		0.085%	0.085%	2,092,000	2,091,199.81	385.28	2,091,951.19	366.10
154071	3136G13P2	411	FNMA STEP UP	12/26/2012	12/26/2014	12/26/2014	0.700%	0.725%	1,500,000	1,499,813.01	2,770.83	1,489,980.00	(9,833.01)
159586	313313V21	411	FFCB D N	6/12/2014	12/30/2014		0.090%	0.090%	5,000,000	4,997,487.50	1,387.50	4,999,750.00	875.00
159686	313384AB5	411	FHLB D N	6/20/2014	1/2/2015		0.100%	0.100%	1,500,000	1,499,183.33	429.17	1,499,922.50	310.00
159569	313396AF0	411	FHLMC D N	6/11/2014	1/6/2015		0.080%	0.080%	8,000,000	7,996,284.44	1,991.11	7,999,568.89	1,293.34
159621	313396AH6	411	FHLMC D N	6/16/2014	1/8/2015		0.090%	0.090%	2,900,000	2,898,506.50	775.75	2,899,840.50	558.25
159955	313312AH3	411	FFCB D N	7/18/2014	1/8/2015		0.085%	0.085%	7,700,000	7,696,836.58	1,363.54	7,699,576.50	1,376.38
160177	313312AH3	411	FFCB D N	8/12/2014	1/8/2015		0.090%	0.090%	700,000	699,739.25	87.50	699,961.50	134.75
159587	313396AN3	411	FHLMC D N	6/12/2014	1/13/2015		0.095%	0.095%	2,285,000	2,283,703.58	669.31	2,284,867.98	495.09
159647	313396AN3	411	FHLMC D N	6/18/2014	1/13/2015		0.100%	0.100%	4,392,000	4,389,450.20	1,281.00	4,391,746.24	1,015.04
159688	313396AN3	411	FHLMC D N	6/20/2014	1/13/2015		0.090%	0.090%	3,309,000	3,307,287.59	852.07	3,308,808.81	669.15
159920	313588AV7	411	FNMA D N	7/16/2014	1/20/2015		0.090%	0.090%	9,000,000	8,995,770.00	1,732.50	8,999,445.00	1,942.50
160103	313396AW3	411	FHLMC D N	8/1/2014	1/21/2015		0.095%	0.095%	2,300,000	2,298,949.99	370.23	2,299,856.89	536.67
159873	313396AX1	411	FHLMC D N	7/10/2014	1/22/2015		0.090%	0.090%	4,500,000	4,497,795.00	933.75	4,499,717.50	988.75
159893	313396AX1	411	FHLMC D N	7/11/2014	1/22/2015		0.095%	0.095%	2,600,000	2,598,662.08	562.61	2,599,836.78	612.09
159362	313384AY5	411	FHLB D N	5/15/2014	1/23/2015		0.090%	0.090%	2,830,000	2,828,210.03	983.42	2,829,820.77	627.32
159399	313384BB4	411	FHLB D N	5/21/2014	1/26/2015		0.090%	0.090%	700,000	699,562.50	232.75	699,954.50	159.25
159874	313396BD4	411	FHLMC D N	7/10/2014	1/28/2015		0.095%	0.095%	1,100,000	1,099,413.64	240.93	1,099,927.28	272.71
156817	313383U25	411	FHLB - BULLET	8/5/2013	2/2/2015		0.220%	0.220%	20,000,000	20,000,000.00	7,211.11	20,005,400.00	5,400.00
160158	313588BL8	411	FNMA D N	8/8/2014	2/4/2015		0.100%	0.100%	6,151,000	6,147,924.50	922.65	6,150,569.43	1,722.28
160215	313384BL2	411	FHLB D N	8/15/2014	2/4/2015		0.100%	0.100%	2,000,000	1,999,038.89	261.11	1,999,860.00	560.00
160178	313384BN8	411	FHLB D N	8/12/2014	2/6/2015		0.100%	0.100%	1,250,000	1,249,381.94	173.61	1,249,911.11	355.56
159912	313396BS1	411	FHLMC D N	7/15/2014	2/10/2015		0.100%	0.100%	3,000,000	2,998,250.00	650.00	2,999,780.00	880.00
160200	313396BS1	411	FHLMC D N	8/14/2014	2/10/2015		0.095%	0.095%	6,000,000	5,997,150.00	760.00	5,999,560.00	1,650.00
154833	3136G1CV9	411	FNMA STEP UP	2/14/2013	2/14/2015	11/14/2014	0.750%	0.763%	1,500,000	1,499,905.99	1,468.75	1,481,850.00	(18,055.99)
160362	313588BZ7	411	FNMA D N	8/27/2014	2/17/2015		0.094%	0.094%	3,700,000	3,698,318.97	338.14	3,699,714.28	1,057.17



**MIAMI-DADE COUNTY**  
**REPORT WRITER**  
**AS OF DATE: September 30, 2014**  
**SORTING ORDER: FUND ICC#**

INVSMT NUMBER	CUSIP NUMBER	FUND NUMBER	DESCRIPTION	PURCHASE SET DATE	MATURITY DATE	CALL DATE	INTEREST RATE	YTM TRADING	SCHEDULED PAR VALUE	CURRENT BOOK VALUE	PERIOD-END INTEREST ACCRL	MARKET VALUE	UNREALIZED GAIN/LOSS
159899	313588CA1	411	FNMA D N	7/14/2014	2/18/2015		0.095%	0.095%	5,534,000	5,530,801.81	1,153.68	5,533,569.58	1,614.09
160105	313312CC2	411	FFCB D N	8/1/2014	2/20/2015		0.110%	0.110%	917,000	916,431.21	170.92	916,927.66	325.53
160168	313312CC2	411	FFCB D N	8/11/2014	2/20/2015		0.090%	0.090%	1,500,000	1,499,276.25	191.25	1,499,881.67	414.17
160104	313396CG6	411	FHLMC D N	8/1/2014	2/24/2015		0.100%	0.100%	2,786,000	2,784,398.05	472.07	2,785,774.02	903.90
160157	313396CG6	411	FHLMC D N	8/8/2014	2/24/2015		0.100%	0.100%	4,700,000	4,697,388.89	705.00	4,699,618.78	1,524.89
160159	313384CG2	411	FHLB D N	8/8/2014	2/24/2015		0.105%	0.105%	1,304,000	1,303,239.33	205.38	1,303,894.23	449.52
160167	313588CN3	411	FNMA D N	8/11/2014	3/2/2015		0.105%	0.105%	5,395,000	5,391,805.71	802.51	5,394,544.42	1,936.20
160216	313588CN3	411	FNMA D N	8/15/2014	3/2/2015		0.105%	0.105%	1,300,000	1,299,245.46	178.21	1,299,890.22	466.55
160573	313588CQ6	411	FNMA D N	9/16/2014	3/4/2015		0.080%	0.080%	2,400,000	2,399,098.67	80.00	2,399,794.67	616.00
160574	313588CQ6	411	FNMA D N	9/16/2014	3/4/2015		0.080%	0.080%	1,900,000	1,899,286.44	63.33	1,899,837.44	487.67
160198	313384CS6	411	FHLB D N	8/14/2014	3/6/2015		0.115%	0.115%	1,460,000	1,459,048.57	223.87	1,459,873.47	601.03
160217	313312CY4	411	FFCB D N	8/15/2014	3/12/2015		0.100%	0.100%	5,000,000	4,997,097.22	652.78	4,999,550.00	1,800.00
160483	313312CY4	411	FFCB D N	9/5/2014	3/12/2015		0.090%	0.090%	3,247,000	3,245,473.91	211.06	3,246,707.77	1,022.80
160508	313312CY4	411	FFCB D N	9/10/2014	3/12/2015		0.095%	0.095%	1,525,000	1,524,263.55	84.51	1,524,862.75	514.69
160199	313588DC6	411	FNMA D N	8/14/2014	3/16/2015		0.110%	0.110%	6,310,000	6,305,873.96	925.47	6,309,418.08	2,618.00
160232	313588DC6	411	FNMA D N	8/18/2014	3/16/2015		0.110%	0.110%	2,000,000	1,998,716.67	268.89	1,999,815.56	833.65
160320	313396DC4	411	FHLMC D N	8/22/2014	3/16/2015		0.105%	0.105%	5,000,000	4,996,995.83	583.33	4,999,538.89	1,959.73
160464	313588DC6	411	FNMA D N	9/4/2014	3/16/2015		0.100%	0.100%	5,200,000	5,197,212.22	390.00	5,199,520.44	1,918.22
160484	313588DC6	411	FNMA D N	9/5/2014	3/16/2015		0.090%	0.090%	1,600,000	1,599,232.00	104.00	1,599,852.44	516.44
160575	313588DC6	411	FNMA D N	9/16/2014	3/16/2015		0.080%	0.080%	5,200,000	5,197,908.44	173.33	5,199,520.44	1,438.67
160424	313396DD2	411	FHLMC D N	9/2/2014	3/17/2015		0.090%	0.090%	4,694,000	4,691,699.94	340.32	4,693,564.50	1,524.24
160462	313396DD2	411	FHLMC D N	9/4/2014	3/17/2015		0.105%	0.105%	1,060,000	1,059,400.22	83.47	1,059,901.66	417.97
160197	313396DF7	411	FHLMC D N	8/14/2014	3/19/2015		0.105%	0.105%	7,200,000	7,195,443.00	1,008.00	7,199,324.00	2,873.00
160485	313396DF7	411	FHLMC D N	9/5/2014	3/19/2015		0.100%	0.100%	1,460,000	1,459,209.17	105.44	1,459,862.92	548.31
160233	313384DM8	411	FHLB D N	8/18/2014	3/25/2015		0.110%	0.110%	2,000,000	1,998,661.67	268.89	1,999,805.56	875.00
160591	313384DP1	411	FHLB D N	9/17/2014	3/27/2015		0.085%	0.085%	2,000,000	1,999,098.06	66.11	1,999,803.33	639.16
160155	313312DS6	411	FFCB D N	8/8/2014	3/30/2015		0.110%	0.110%	2,103,000	2,101,496.36	346.99	2,102,579.40	736.05
160510	313384DS5	411	FHLB D N	9/10/2014	3/30/2015		0.110%	0.110%	1,300,000	1,299,201.58	83.42	1,299,805.00	520.00
160337	313312DT4	411	FFCB D N	8/26/2014	3/31/2015		0.105%	0.105%	2,700,000	2,698,291.13	283.50	2,699,457.00	882.37
160654	313312DT4	411	FFCB D N	9/24/2014	3/31/2015		0.075%	0.075%	2,000,000	1,999,216.67	29.17	1,999,597.78	351.94
160463	313588DU6	411	FNMA D N	9/4/2014	4/1/2015		0.100%	0.100%	2,500,000	2,498,548.61	187.50	2,499,620.83	884.72
160511	313384EC9	411	FHLB D N	9/10/2014	4/9/2015		0.110%	0.110%	2,300,000	2,298,517.14	147.58	2,299,635.83	971.11
160509	313312ED8	411	FFCB D N	9/10/2014	4/10/2015		0.100%	0.100%	4,261,000	4,258,490.74	248.56	4,260,095.72	1,356.42
160512	313588EJ0	411	FNMA D N	9/10/2014	4/15/2015		0.100%	0.100%	4,022,000	4,019,575.63	234.62	4,021,343.07	1,532.82
160652	313384EL9	411	FHLB D N	9/23/2014	4/17/2015		0.100%	0.100%	1,000,000	999,427.78	22.22	999,835.00	385.00
155672	3136G1KJ7	411	FNMA STEP UP	4/30/2013	4/30/2015	10/30/2014	0.750%	0.750%	1,500,000	1,500,000.00	4,718.75	1,487,370.00	(12,630.00)
160633	313384FD6	411	FHLB D N	9/18/2014	5/4/2015		0.100%	0.100%	2,000,000	1,998,733.33	72.22	1,999,641.67	836.12
160156	313312FE5	411	FFCB D N	8/8/2014	5/5/2015		0.130%	0.130%	1,600,000	1,598,440.00	312.00	1,599,616.00	864.00
160634	313384FH7	411	FHLB D N	9/19/2014	5/8/2015		0.120%	0.120%	1,000,000	999,230.00	40.00	999,817.50	547.50
160653	313384FH7	411	FHLB D N	9/23/2014	5/8/2015		0.110%	0.110%	900,000	899,375.75	22.00	899,835.75	438.00
160657	313384FU8	411	FHLB D N	9/24/2014	5/19/2015		0.075%	0.075%	3,400,000	3,398,321.25	49.58	3,399,348.33	977.50
160702	313384FU8	411	FHLB D N	9/26/2014	5/19/2015		0.080%	0.080%	1,700,000	1,699,112.22	18.89	1,699,674.17	543.06
160576	313384GB9	411	FHLB D N	9/16/2014	5/26/2015		0.110%	0.110%	3,200,000	3,197,536.00	146.67	3,199,368.00	1,685.33
160577	313396GY3	411	FHLMC D N	9/16/2014	6/16/2015		0.145%	0.145%	950,000	948,955.40	57.40	949,591.50	578.70
157864	3134G4PC6	411	FHLMC STEP UP	12/17/2013	6/17/2015	12/17/2014	1.375%	1.375%	1,000,000	1,000,000.00	3,972.22	1,001,450.00	1,450.00
158462	3134G4V62	411	FHLMC STEP UP	2/28/2014	8/28/2015	11/28/2014	1.250%	1.250%	2,000,000	2,000,000.00	2,291.67	2,003,460.00	3,460.00
156413	3136G1N62	411	FNMA STEP UP	6/24/2013	12/13/2015	12/13/2014	0.800%	1.714%	1,000,000	986,658.53	2,400.00	985,850.00	(808.53)
154895	3136G1ET2	411	FNMA STEP UP	3/6/2013	3/6/2016	12/6/2014	1.000%	1.008%	1,500,000	1,499,813.19	1,041.67	1,489,845.00	(9,968.19)
158480	3130A0ZV5	411	FHLB STEP UP	3/20/2014	3/20/2016	12/20/2014	1.500%	1.500%	2,000,000	2,000,000.00	916.67	1,996,420.00	(3,580.00)
160548	3130A2YF7	411	FHLB STEP UP	9/30/2014	3/27/2016	3/27/2015	1.000%	1.017%	1,500,000	1,499,625.00	41.67	1,499,775.00	150.00
160547	3133EDV66	411	FFCB - BULLET	9/18/2014	4/18/2016		0.450%	0.450%	1,500,000	1,500,000.00	243.75	1,498,770.00	(1,230.00)
159443	3134G5U5U	411	FHLMC STEP UP	5/28/2014	5/28/2016		1.125%	1.125%	2,500,000	2,500,000.00	9,609.38	2,501,925.00	1,925.00
152277	3133EATE8	411	FFCB - BULLET	6/22/2012	6/8/2017		0.900%	0.940%	1,650,000	1,648,065.61	4,661.25	1,648,713.00	647.39
152166	3134G3XH8	411	FHLMC C I	6/28/2012	6/28/2012	12/28/2014	1.125%	1.125%	1,000,000	1,000,000.00	2,906.25	998,960.00	(1,040.00)
159950	3133EDQM7	411	FFCB - BULLET	7/17/2014	7/17/2017		1.000%	1.000%	2,000,000	2,000,000.00	4,111.11	1,996,460.00	(3,540.00)
160327	3134G5GM1	411	FHLMC STEP UP	8/28/2014	8/28/2017	11/28/2014	1.700%	1.707%	2,000,000	1,999,600.00	3,116.67	1,998,700.00	(900.00)

**MIAMI-DADE COUNTY**  
**REPORT WRITER**  
**AS OF DATE: September 30, 2014**  
**SORTING ORDER: FUND ICC#**

INVSMT NUMBER	CUSIP NUMBER	FUND NUMBER	DESCRIPTION	PURCHASE SET DATE	MATURITY DATE	CALL DATE	INTEREST RATE	YTM TRADING	SCHEDULED PAR VALUE	CURRENT BOOK VALUE	PERIOD-END INTEREST ACCRL	MARKET VALUE	UNREALIZED GAIN/LOSS
153188	3133EAS33	411	FFCB C I	9/6/2012	9/5/2017	10/3/2014	0.990%	0.990%	1,500,000	1,500,000.00	1,072.50	1,486,845.00	(13,155.00)
153326	3134G3M23	411	FHLMC C I	9/28/2012	9/28/2017	12/28/2014	1.020%	1.020%	2,000,000	2,000,000.00	170.00	1,987,160.00	(12,840.00)
154237	3136G14K2	411	FNMA C I	12/21/2012	12/21/2017	12/21/2014	0.900%	0.910%	1,000,000	999,650.06	2,500.00	984,760.00	(14,890.06)
155159	3135G0VL4	411	FNMA C I	3/20/2013	3/20/2018	12/20/2014	1.125%	1.132%	1,500,000	1,499,633.13	515.63	1,482,300.00	(17,333.13)
155910	3135G0XX4	411	FNMA C I	5/30/2013	5/25/2018	11/25/2014	1.050%	1.050%	2,000,000	2,000,000.00	7,350.00	1,970,840.00	(29,160.00)
156425	3135G0XX6	411	FNMA C I	6/24/2013	5/25/2018	11/25/2014	1.500%	1.646%	1,500,000	1,491,616.79	7,875.00	1,493,280.00	1,663.21
156021	3134G46D5	411	FHLMC C I	6/12/2013	6/12/2018	12/12/2014	1.200%	1.204%	2,000,000	1,999,680.18	7,266.67	1,980,040.00	(19,640.18)
159719	3130A1Y44	411	FHLB C I	6/24/2014	5/28/2019	10/3/2014	1.900%	1.900%	2,500,000	2,503,430.56	16,229.17	2,481,725.00	(18,275.00)
159726	3130A2BX3	411	FHLB STEP UP	6/26/2014	5/28/2019	12/26/2014	1.625%	1.625%	3,000,000	3,000,000.00	12,864.58	2,998,170.00	(1,830.00)
<b>411 Total</b>									<b>401,619,000</b>	<b>401,428,494.99</b>	<b>190,872.31</b>	<b>401,373,169.17</b>	<b>(113,108.94)</b>
159025	313385J98	414	FHLB D N	4/15/2014	10/10/2014		0.075%	0.075%	3,650,983	3,649,629.09	1,285.45	3,650,973.87	59.33
159026	313385J98	414	FHLB D N	4/15/2014	10/10/2014		0.075%	0.075%	110,017	109,976.20	38.74	110,016.72	1.78
159336	3133589P0	414	FNMA D N	5/15/2014	11/12/2014		0.070%	0.070%	5,324	5,322.13	1.44	5,323.94	0.37
159337	313589P23	414	FNMA D N	5/15/2014	11/12/2014		0.070%	0.070%	4,676	4,674.35	1.27	4,675.95	0.33
159488	313385Q82	414	FHLB D N	5/30/2014	11/26/2014		0.080%	0.080%	891,461	891,104.42	245.64	891,447.13	97.07
159489	313385Q82	414	FHLB D N	5/30/2014	11/26/2014		0.080%	0.080%	618,539	618,291.58	170.44	618,529.38	67.36
159597	313385S64	414	FHLB D N	6/13/2014	12/10/2014		0.085%	0.085%	14,194	14,187.97	3.69	14,193.72	2.06
159598	313385S64	414	FHLB D N	6/13/2014	12/10/2014		0.085%	0.085%	58,422	58,397.17	15.17	58,420.86	8.52
159599	313385S64	414	FHLB D N	6/13/2014	12/10/2014		0.085%	0.085%	473,573	473,371.73	123.00	473,563.79	69.06
159600	313385S64	414	FHLB D N	6/13/2014	12/10/2014		0.085%	0.085%	55,124	55,100.57	14.32	55,122.93	8.04
159601	313385S64	414	FHLB D N	6/13/2014	12/10/2014		0.085%	0.085%	72,695	72,664.10	18.88	72,693.59	10.61
159602	313385S64	414	FHLB D N	6/13/2014	12/10/2014		0.085%	0.085%	820,395	820,046.33	213.08	820,379.05	119.64
159603	313385S64	414	FHLB D N	6/13/2014	12/10/2014		0.085%	0.085%	96,172	96,131.13	24.98	96,170.13	14.02
159604	313385S64	414	FHLB D N	6/13/2014	12/10/2014		0.085%	0.085%	221,192	221,097.99	57.45	221,187.70	32.26
159605	313385S64	414	FHLB D N	6/13/2014	12/10/2014		0.085%	0.085%	98,169	98,127.28	25.50	98,167.09	14.31
159606	313385S64	414	FHLB D N	6/13/2014	12/10/2014		0.085%	0.085%	378,857	378,695.99	98.40	378,849.63	55.24
159607	313385S64	414	FHLB D N	6/13/2014	12/10/2014		0.085%	0.085%	203,470	203,383.53	52.84	203,466.04	29.67
159608	313385S64	414	FHLB D N	6/13/2014	12/10/2014		0.085%	0.085%	804,473	804,131.10	208.94	804,457.36	117.32
159609	313385S64	414	FHLB D N	6/13/2014	12/10/2014		0.085%	0.085%	499,264	499,051.81	129.67	499,254.29	72.81
159774	313385U46	414	FHLB D N	6/30/2014	12/24/2014		0.095%	0.095%	629,848	629,553.81	154.57	629,833.30	124.92
159775	313385U46	414	FHLB D N	6/30/2014	12/24/2014		0.095%	0.095%	706,152	705,822.17	173.30	706,135.52	140.05
160230	313396BT9	414	FHLMC D N	8/15/2014	2/11/2015		0.095%	0.095%	7,100	7,099.63	0.88	7,099.48	1.97
160231	313396BT9	414	FHLMC D N	8/15/2014	2/11/2015		0.095%	0.095%	13,900	13,893.40	1.72	13,898.97	3.85
160560	313312CY4	414	FFCB D N	9/15/2014	3/12/2015		0.090%	0.090%	215,458	215,362.12	8.62	215,438.61	67.87
160561	313312CY4	414	FFCB D N	9/15/2014	3/12/2015		0.090%	0.090%	12,542	12,536.42	0.50	12,540.87	3.95
<b>414 Total</b>									<b>10,662,000</b>	<b>10,657,649.02</b>	<b>3,068.49</b>	<b>10,661,839.92</b>	<b>1,122.41</b>
132269	NOWCITYN3	500	NOW CITY NATL CHALKS	12/4/2008	10/22/2014		0.200%	0.200%	2,675	2,675.00	31.61	2,675.00	0.00
132272	NOWCITYN3	500	NOW CITY NATL CHALKS	12/5/2008	10/22/2014		0.200%	0.200%	13,375	13,375.00	157.97	13,375.00	0.00
133231	NOWCITYN3	500	NOW CITY NATL CHALKS	2/5/2009	10/22/2014		0.200%	0.200%	2,675	2,675.00	30.67	2,675.00	0.00
133441	NOWCITYN3	500	NOW CITY NATL CHALKS	2/18/2009	10/22/2014		0.200%	0.200%	2,675	2,675.00	30.48	2,675.00	0.00
133815	NOWCITYN3	500	NOW CITY NATL CHALKS	3/12/2009	10/22/2014		0.200%	0.200%	2,675	2,675.00	30.15	2,675.00	0.00
134420	NOWCITYN3	500	NOW CITY NATL CHALKS	4/13/2009	10/22/2014		0.200%	0.200%	2,675	2,675.00	29.68	2,675.00	0.00
135167	NOWCITYN3	500	NOW CITY NATL CHALKS	5/14/2009	10/22/2014		0.100%	0.100%	2,675	2,675.00	14.61	2,675.00	0.00
135557	NOWCITYN3	500	NOW CITY NATL Chalks	6/12/2009	10/22/2014		0.100%	0.100%	2,675	2,675.00	14.39	2,675.00	0.00
136057	NOWCITYN3	500	NOW CITY NATL Chalks	7/14/2009	10/22/2014		0.100%	0.100%	2,675	2,675.00	14.16	2,675.00	0.00
136522	NOWCITYN3	500	NOW CITY NATL CHALKS	8/6/2009	10/22/2014		0.100%	0.100%	2,675	2,675.00	13.98	2,675.00	0.00
136536	NOWCITYN3	500	NOW CITY NATL PEDRO	7/13/1998	10/22/2014		0.100%	0.100%	10,490	10,490.41	172.63	10,490.41	0.00
136537	NOWCITYN3	500	NOW CITY NATL SOHOTA	8/26/1999	10/22/2014		0.100%	0.100%	5,000	5,000.00	76.60	5,000.00	0.00
136538	NOWCITYN3	500	NOW CITY NATL MTGE E	8/17/2005	10/22/2014		0.100%	0.100%	71,657	71,657.36	663.23	71,657.36	0.00
136540	NOWCITYN3	500	NOW CITY NATL CHALKS	6/26/2008	10/22/2014		0.100%	0.100%	10,700	10,700.00	68.00	10,700.00	0.00
136541	NOWCITYN3	500	NOW CITY NATL CHALKS	8/14/2008	10/22/2014		0.100%	0.100%	2,675	2,675.00	16.64	2,675.00	0.00
136542	NOWCITYN3	500	NOW CITY NATL CHALKS	9/9/2008	10/22/2014		0.100%	0.100%	2,675	2,675.00	16.44	2,675.00	0.00
136543	NOWCITYN3	500	NOW CITY NATL CHALKS	10/3/2008	10/22/2014		0.100%	0.100%	2,675	2,675.00	16.27	2,675.00	0.00
136544	NOWCITYN3	500	NOW CITY NATL CHALKS	11/6/2008	10/22/2014		0.100%	0.100%	2,675	2,675.00	16.01	2,675.00	0.00
137024	NOWCITYN3	500	NOW CITY NATL CHALKS	9/14/2009	10/22/2014		0.100%	0.100%	2,675	2,675.00	13.69	2,675.00	0.00
137666	NOWCITYN3	500	NOW CITY NATL CHALKS	10/19/2009	10/22/2014		0.100%	0.100%	2,675	2,675.00	13.43	2,675.00	0.00

**MIAMI-DADE COUNTY**  
**REPORT WRITER**  
**AS OF DATE: September 30, 2014**  
**SORTING ORDER: FUND ICC#**

INVSMT NUMBER	CUSIP NUMBER	FUND NUMBER	DESCRIPTION	PURCHASE SET DATE	MATURITY DATE	CALL DATE	INTEREST RATE	YTM TRADING	SCHEDULED PAR VALUE	CURRENT BOOK VALUE	PERIOD-END INTEREST ACCRL	MARKET VALUE	UNREALIZED GAIN/LOSS
138220	NOWCITYN3	500	NOW CITY NATL CHALK	11/17/2009	10/22/2014		0.100%	0.100%	2,675	2,675.00	13.22	2,675.00	0.00
138653	NOWCITYN3	500	NOW CITY NATL Chalks	12/10/2009	10/22/2014		0.100%	0.100%	2,675	2,675.00	13.05	2,675.00	0.00
139237	NOWCITYN3	500	NOW CITY NATL Chalks	1/25/2010	10/22/2014		0.100%	0.100%	2,675	2,675.00	12.71	2,675.00	0.00
139667	NOWCITYN3	500	NOW CITY NATL Chalks	2/23/2010	10/22/2014		0.100%	0.100%	2,675	2,675.00	12.49	2,675.00	0.00
140570	NOWCITYN3	500	NOW CITY NATL Chalks	4/19/2010	10/22/2014		0.100%	0.100%	5,350	5,350.00	24.16	5,350.00	0.00
141393	NOWCITYN3	500	NOW CITY NATL Chalks	6/1/2010	10/22/2014		0.100%	0.100%	2,675	2,675.00	11.76	2,675.00	0.00
141661	NOWCITYN3	500	NOW CITY NATL CHALKS	6/21/2010	10/22/2014		0.100%	0.100%	2,675	2,675.00	11.61	2,675.00	0.00
142817	NOWCITYN3	500	NOW CITY NATL CHALKS	8/11/2010	10/22/2014		0.100%	0.100%	2,675	2,675.00	11.24	2,675.00	0.00
143154	NOWCITYN3	500	NOW CITY NATL CHALKS	9/20/2010	10/22/2014		0.100%	0.100%	2,675	2,675.00	10.94	2,675.00	0.00
143365	NOWCITYN3	500	NOW CITY NATL CHALKS	10/4/2010	10/22/2014		0.100%	0.100%	2,675	2,675.00	10.83	2,675.00	0.00
144324	NOWCITYN3	500	NOW CITY NATL CHALKS	11/24/2010	10/22/2014		0.100%	0.100%	2,675	2,675.00	10.45	2,675.00	0.00
148428	NOWCITYN3	500	NOW CITY NATL CHALKS	8/26/2011	10/22/2014		0.010%	0.010%	24,075	24,075.00	7.57	24,075.00	0.00
150993	NOWCITYN3	500	NOW CITY NATL CHALKS	2/24/2012	10/22/2014		0.100%	0.100%	8,071	8,071.43	21.30	8,071.43	0.00
152884	NOWCITYN3	500	NOW CITY NATL CHALKS	8/2/2012	10/22/2014		0.100%	0.100%	25,293	25,293.10	55.50	25,293.10	0.00
153649	NOWCITYN3	500	NOW CITY NATL CHALKS	10/10/2012	10/22/2014		0.100%	0.100%	5,456	5,455.92	10.93	5,455.92	0.00
153908	NOWCITYN3	500	NOW CITY NATL CHALKS	11/7/2012	10/22/2014		0.100%	0.100%	2,675	2,675.00	5.15	2,675.00	0.00
154281	NOWCITYN3	500	NOW CITY NATL CHALKS	12/10/2012	10/22/2014		0.100%	0.100%	2,675	2,675.00	4.90	2,675.00	0.00
154553	NOWCITYN3	500	NOW CITY NATL CHALKS	1/11/2013	10/22/2014		0.100%	0.100%	2,675	2,675.00	4.67	2,675.00	0.00
154896	NOWCITYN3	500	NOW CITY NATL CHALKS	2/14/2013	10/22/2014		0.100%	0.100%	2,675	2,675.00	4.41	2,675.00	0.00
155215	NOWCITYN3	500	NOW CITY NATL CHALKS	3/12/2013	10/22/2014		0.100%	0.100%	2,675	2,675.00	4.22	2,675.00	0.00
155494	NOWCITYN3	500	NOW CITY NATL CHALKS	4/3/2013	10/22/2014		0.100%	0.100%	2,675	2,675.00	4.06	2,675.00	0.00
155784	NOWCITYN3	500	NOW CITY NATL CHALKS	4/26/2013	10/22/2014		0.100%	0.100%	2,675	2,675.00	3.89	2,675.00	0.00
156121	NOWCITYN3	500	NOW CITY NATL CHALKS	5/30/2013	10/22/2014		0.100%	0.100%	2,675	2,675.00	3.63	2,675.00	0.00
156487	NOWCITYN3	500	NOW CITY NATL CHALKS	6/28/2013	10/22/2014		0.100%	0.100%	2,675	2,675.00	3.42	2,675.00	0.00
156778	NOWCITYN3	500	NOW CITY NATL CHALKS	7/31/2013	10/22/2014		0.100%	0.100%	2,675	2,675.00	3.17	2,675.00	0.00
157034	NOWCITYN3	500	NOW CITY NATL CHALKS	9/3/2013	10/22/2014		0.100%	0.100%	2,675	2,675.00	2.92	2,675.00	0.00
157269	NOWCITYN3	500	NOW CITY NATL CHALKS	9/30/2013	10/22/2014		0.100%	0.100%	2,675	2,675.00	2.72	2,675.00	0.00
157545	NOWCITYN3	500	NOW CITY NATL CHALKS	11/1/2013	10/22/2014		0.100%	0.100%	2,675	2,675.00	2.48	2,675.00	0.00
158073	NOWCITYN3	500	NOW CITY NATL CHALKS	1/2/2014	10/22/2014		0.100%	0.100%	2,675	2,675.00	2.02	2,675.00	0.00
158091	NOWCITYN3	500	NOW CITY NATL CHALKS	1/2/2014	10/22/2014		0.100%	0.100%	2,675	2,675.00	2.02	2,675.00	0.00
158689	NOWCITYN3	500	NOW CITY NATL CHALKS	3/10/2014	10/22/2014		0.100%	0.100%	2,675	2,675.00	1.52	2,675.00	0.00
158690	NOWCITYN3	500	NOW CITY NATL CHALKS	3/10/2014	10/22/2014		0.100%	0.100%	2,675	2,675.00	1.52	2,675.00	0.00
158911	NOWCITYN3	500	NOW CITY NATL CHALKS	4/2/2014	10/22/2014		0.100%	0.100%	2,675	2,675.00	1.35	2,675.00	0.00
159257	NOWCITYN3	500	NOW CITY NATL CHALKS	5/1/2014	10/22/2014		0.100%	0.100%	2,675	2,675.00	1.14	2,675.00	0.00
159502	NOWCITYN3	500	NOW CITY NATL CHALKS	6/2/2014	10/22/2014		0.100%	0.100%	2,675	2,675.00	0.90	2,675.00	0.00
159781	NOWCITYN3	500	NOW CITY NATL CONSE	6/30/2014	10/22/2014		0.100%	0.100%	100,000	100,000.00	25.83	100,000.00	0.00
159793	NOWCITYN3	500	NOW CITY NATL CHALKS	7/1/2014	10/22/2014		0.100%	0.100%	2,675	2,675.00	0.68	2,675.00	0.00
160081	NOWCITYN3	500	NOW CITY NATL CHALKS	7/29/2014	10/22/2014		0.100%	0.100%	2,675	2,675.00	0.48	2,675.00	0.00
<b>500 Total</b>									<b>405,193</b>	<b>405,193.22</b>	<b>1,765.50</b>	<b>405,193.22</b>	<b>0.00</b>
160088	313385M60	511	FHLB D N	8/1/2014	10/31/2014		0.085%	0.085%	500,000	499,892.57	72.01	499,995.83	31.25
<b>511 Total</b>									<b>500,000</b>	<b>499,892.57</b>	<b>72.01</b>	<b>499,995.83</b>	<b>31.25</b>
160087	313385M60	522	FHLB D N	8/1/2014	10/31/2014		0.085%	0.085%	600,000	599,871.08	86.42	599,995.00	37.50
<b>522 Total</b>									<b>600,000</b>	<b>599,871.08</b>	<b>86.42</b>	<b>599,995.00</b>	<b>37.50</b>
160530	313385J72	555	FHLB D N	9/11/2014	10/8/2014		0.040%	0.040%	1,600,000	1,599,952.00	35.56	1,599,996.89	9.33
160635	313589P98	555	FNMA D N	9/19/2014	11/19/2014		0.020%	0.020%	1,400,000	1,399,952.56	9.33	1,399,980.94	19.05
<b>555 Total</b>									<b>3,000,000</b>	<b>2,999,904.56</b>	<b>44.89</b>	<b>2,999,977.83</b>	<b>28.38</b>
160592	313385L53	566	FHLB D N	9/17/2014	10/22/2014		0.035%	0.035%	778,000	777,973.53	10.59	777,995.46	11.34
<b>566 Total</b>									<b>778,000</b>	<b>777,973.53</b>	<b>10.59</b>	<b>777,995.46</b>	<b>11.34</b>
151205	WACHOVIA8	700	WACHOVIA INT BEARING	3/1/2012	10/1/2014		0.000%	0.000%	0	0.00	0.00	0.00	0.00
<b>700 Total</b>									<b>0</b>	<b>0.00</b>	<b>0.00</b>	<b>0.00</b>	<b>0.00</b>
151206	825252869	712	AIM MONEY MARKET - D	3/1/2012	10/1/2014		0.010%	0.010%	3,595,200	3,595,200.00	0.02	3,595,200.00	0.00
158370	313589H89	712	FNMA D N	2/10/2014	10/1/2014		0.130%	0.130%	614,000	613,483.39	516.61	614,000.00	0.00
159881	313589H89	712	FNMA D N	7/10/2014	10/1/2014		0.063%	0.063%	427,000	426,937.98	62.02	427,000.00	0.00
160724	313385J23	712	FHLB D N	9/29/2014	10/3/2014		0.010%	0.010%	1,700,000	1,699,998.11	0.95	1,699,999.06	0.00
158050	313397J51	712	FHLMC D N	12/26/2013	10/6/2014		0.145%	0.145%	65,800	65,724.73	73.94	65,799.91	1.24
159005	313397J51	712	FHLMC D N	4/10/2014	10/6/2014		0.075%	0.075%	600,000	599,776.25	217.50	599,999.17	5.42

**MIAMI-DADE COUNTY**  
**REPORT WRITER**  
**AS OF DATE: September 30, 2014**  
**SORTING ORDER: FUND ICC#**

INVSMT NUMBER	CUSIP NUMBER	FUND NUMBER	DESCRIPTION	PURCHASE SET DATE	MATURITY DATE	CALL DATE	INTEREST RATE	YTM TRADING	SCHEDULED PAR VALUE	CURRENT BOOK VALUE	PERIOD-END INTEREST ACCRL	MARKET VALUE	UNREALIZED GAIN/LOSS
159024	313397J51	712	FHLMC D N	4/15/2014	10/6/2014		0.070%	0.070%	600,000	599,797.00	197.17	599,999.17	5.00
158806	313313J74	712	FFCB D N	3/20/2014	10/8/2014		0.090%	0.090%	6,000,000	5,996,970.00	2,925.00	5,999,988.33	93.33
158980	313313K56	712	FFCB D N	4/9/2014	10/14/2014		0.070%	0.070%	348,400	348,272.64	118.55	348,398.74	7.55
160089	313313K56	712	FFCB D N	8/1/2014	10/14/2014		0.070%	0.070%	999,500	999,356.17	118.56	999,496.39	21.66
159073	313385K62	712	FHLB D N	4/17/2014	10/15/2014		0.075%	0.075%	2,000,000	1,999,245.83	695.84	1,999,992.22	50.55
160706	313385K62	712	FHLB D N	9/26/2014	10/15/2014		0.005%	0.005%	1,635,500	1,634,995.69	1.13	1,634,993.64	(3.18)
160725	313589K69	712	FNMA D N	9/29/2014	10/15/2014		0.010%	0.010%	8,967,700	8,967,660.14	4.98	8,967,665.13	0.01
159102	313397L33	712	FHLMC D N	4/22/2014	10/20/2014		0.070%	0.070%	505,000	504,822.27	159.07	504,997.33	15.99
160731	313397L33	712	FHLMC D N	9/29/2014	10/20/2014		0.005%	0.005%	600,000	599,998.25	0.17	599,996.83	(1.59)
160332	313385L53	712	FHLB D N	8/25/2014	10/22/2014		0.060%	0.060%	500,000	499,951.67	30.83	499,997.08	14.58
158967	313397L66	712	FHLMC D N	4/8/2014	10/23/2014		0.080%	0.080%	904,000	903,602.24	353.56	903,994.48	38.68
159044	313589M26	712	FNMA D N	4/16/2014	10/27/2014		0.070%	0.070%	800,000	799,698.22	261.34	799,994.22	34.66
159203	313397M24	712	FHLMC D N	4/29/2014	10/27/2014		0.065%	0.065%	194,000	193,936.60	54.29	193,998.60	7.71
159227	313397M24	712	FHLMC D N	5/1/2014	10/27/2014		0.065%	0.065%	1,000,300	999,976.71	276.33	1,000,292.78	39.74
160714	313313M39	712	FFCB D N	9/26/2014	10/28/2014		0.005%	0.005%	2,000,000	1,999,991.11	1.39	1,999,985.00	(7.50)
159171	313397M40	712	FHLMC D N	4/25/2014	10/29/2014		0.070%	0.070%	800,000	799,709.11	247.33	799,993.78	37.34
160646	313385M45	712	FHLB D N	9/22/2014	10/29/2014		0.030%	0.030%	295,000	294,990.90	2.21	294,997.71	4.60
159172	313397M99	712	FHLMC D N	4/25/2014	11/3/2014		0.070%	0.070%	1,300,000	1,299,514.67	401.91	1,299,988.08	71.50
159322	313589N33	712	FNMA D N	5/13/2014	11/5/2014		0.060%	0.060%	514,000	513,849.23	120.79	513,995.00	24.98
160682	313385N36	712	FHLB D N	9/25/2014	11/5/2014		0.010%	0.010%	600,000	599,993.17	1.00	599,994.17	0.00
159354	313397N80	712	FHLMC D N	5/14/2014	11/10/2014		0.070%	0.070%	615,000	614,784.75	167.42	614,993.17	41.00
159115	313589P23	712	FNMA D N	4/23/2014	11/12/2014		0.070%	0.070%	1,500,000	1,499,407.92	469.58	1,499,982.50	105.00
159143	313589P23	712	FNMA D N	4/24/2014	11/12/2014		0.070%	0.070%	307,000	306,879.42	95.51	306,996.42	21.49
159355	313589P23	712	FNMA D N	5/14/2014	11/12/2014		0.080%	0.080%	1,020,000	1,019,587.47	317.33	1,019,988.10	83.30
160453	313589P23	712	FNMA D N	9/3/2014	11/12/2014		0.060%	0.060%	568,500	568,433.68	26.53	568,493.37	33.16
159394	313397P70	712	FHLMC D N	5/20/2014	11/17/2014		0.070%	0.070%	1,001,000	1,000,647.70	260.82	1,000,986.93	78.41
159116	313397P96	712	FHLMC D N	4/23/2014	11/19/2014		0.075%	0.075%	1,600,000	1,599,300.00	536.67	1,599,978.22	141.55
159478	313397Q61	712	FHLMC D N	5/29/2014	11/24/2014		0.070%	0.070%	1,032,000	1,031,640.81	250.83	1,031,984.52	92.88
159632	313397Q61	712	FHLMC D N	6/16/2014	11/24/2014		0.090%	0.090%	500,000	499,798.75	133.75	499,992.50	60.00
159117	313397Q87	712	FHLMC D N	4/23/2014	11/26/2014		0.060%	0.060%	1,500,000	1,499,457.50	402.50	1,499,976.67	116.67
159118	313589R54	712	FNMA D N	4/23/2014	12/1/2014		0.070%	0.070%	2,000,000	1,999,136.67	626.11	1,999,966.11	203.33
159518	313385R73	712	FHLB D N	6/4/2014	12/3/2014		0.085%	0.085%	1,131,700	1,131,213.68	317.98	1,131,680.20	148.54
160601	313589R70	712	FNMA D N	9/17/2014	12/3/2014		0.050%	0.050%	800,000	799,914.44	15.56	799,986.00	56.00
159560	313397S44	712	FHLMC D N	6/10/2014	12/8/2014		0.080%	0.080%	608,000	607,755.45	152.67	607,988.52	80.40
160602	313589S61	712	FNMA D N	9/17/2014	12/10/2014		0.045%	0.045%	600,000	599,937.00	10.50	599,988.33	40.83
159119	313397S77	712	FHLMC D N	4/23/2014	12/11/2014		0.070%	0.070%	1,700,000	1,699,233.11	532.20	1,699,966.47	201.16
158934	313313T40	712	FFCB D N	4/3/2014	12/16/2014		0.100%	0.100%	2,500,000	2,498,215.28	1,256.94	2,499,947.22	475.00
159120	313397T68	712	FHLMC D N	4/23/2014	12/18/2014		0.070%	0.070%	1,600,000	1,599,256.44	500.89	1,599,965.33	208.00
159121	313397U33	712	FHLMC D N	4/23/2014	12/23/2014		0.070%	0.070%	1,500,000	1,499,288.33	469.59	1,499,965.42	207.50
159907	313397U90	712	FHLMC D N	7/14/2014	12/29/2014		0.085%	0.085%	1,000,000	999,603.33	186.53	999,975.28	185.42
159122	313588AE5	712	FNMA D N	4/23/2014	1/5/2015		0.075%	0.075%	1,300,000	1,299,303.96	436.04	1,299,930.67	190.67
160000	313588AE5	712	FNMA D N	7/23/2014	1/5/2015		0.090%	0.089%	1,000	999.59	0.17	999.95	0.19
159123	313396AG8	712	FHLMC D N	4/23/2014	1/7/2015		0.070%	0.070%	1,426,000	1,425,281.85	446.42	1,425,922.36	194.09
159371	313396AN3	712	FHLMC D N	5/15/2014	1/13/2015		0.070%	0.070%	7,000,000	6,996,692.50	1,891.94	6,999,595.56	1,011.12
159595	313396AN3	712	FHLMC D N	6/12/2014	1/13/2015		0.085%	0.085%	1,515,000	1,514,230.93	397.05	1,514,912.47	284.49
159658	313396AN3	712	FHLMC D N	6/18/2014	1/13/2015		0.095%	0.095%	1,708,000	1,707,057.99	473.26	1,707,901.32	370.07
159683	313396AN3	712	FHLMC D N	6/19/2014	1/13/2015		0.085%	0.085%	13,391,000	13,384,423.53	3,288.24	13,390,226.30	2,514.53
159697	313396AN3	712	FHLMC D N	6/20/2014	1/13/2015		0.090%	0.090%	600,000	599,689.50	154.50	599,965.33	121.33
159715	313396AN3	712	FHLMC D N	6/23/2014	1/13/2015		0.090%	0.090%	501,000	500,744.49	125.25	500,971.05	101.31
159124	313396AP8	712	FHLMC D N	4/23/2014	1/14/2015		0.070%	0.070%	2,000,000	1,998,965.56	626.11	1,999,883.33	291.66
159531	313384AP4	712	FHLB D N	6/5/2014	1/14/2015		0.085%	0.085%	933,000	932,508.75	259.94	932,945.58	176.89
159823	313384AP4	712	FHLB D N	6/9/2014	1/14/2015		0.080%	0.080%	1,000,000	999,513.33	253.34	999,941.67	175.00
160048	313396AP8	712	FHLMC D N	7/29/2014	1/14/2015		0.090%	0.090%	595,000	594,748.61	95.20	594,965.29	121.48
160120	313384AP4	712	FHLB D N	8/4/2014	1/14/2015		0.095%	0.095%	400,000	399,827.94	61.22	399,976.67	87.51
160163	313396AP8	712	FHLMC D N	8/8/2014	1/14/2015		0.090%	0.090%	376,500	376,350.34	50.83	376,478.04	76.87
160269	313588AP0	712	FNMA D N	8/20/2014	1/14/2015		0.080%	0.080%	1,471,000	1,470,519.47	137.29	1,470,914.19	257.43

**MIAMI-DADE COUNTY**  
**REPORT WRITER**  
**AS OF DATE: September 30, 2014**  
**SORTING ORDER: FUND ICC#**

INVSMT NUMBER	CUSIP NUMBER	FUND NUMBER	DESCRIPTION	PURCHASE SET DATE	MATURITY DATE	CALL DATE	INTEREST RATE	YTM TRADING	SCHEDULED PAR VALUE	CURRENT BOOK VALUE	PERIOD-END INTEREST ACCRL	MARKET VALUE	UNREALIZED GAIN/LOSS
159237	313396AR4	712	FHLMC D N	5/5/2014	1/16/2015		0.090%	0.090%	1,087,000	1,086,304.32	404.91	1,086,935.38	226.15
159255	313396AR4	712	FHLMC D N	5/6/2014	1/16/2015		0.090%	0.090%	1,396,000	1,395,110.05	516.52	1,395,917.02	290.45
159275	313396AR4	712	FHLMC D N	5/7/2014	1/16/2015		0.090%	0.090%	1,468,000	1,467,067.82	539.49	1,467,912.74	305.43
159421	313384AV1	712	FHLB D N	5/22/2014	1/20/2015		0.080%	0.080%	1,728,000	1,727,066.88	506.88	1,727,893.44	319.68
159169	3130A1QE1	712	FHLB - BULLET	4/25/2014	1/21/2015		0.090%	0.113%	3,000,000	2,999,520.00	1,200.00	2,999,610.00	120.00
159497	313396AW3	712	FHLMC D N	6/2/2014	1/21/2015		0.080%	0.080%	600,000	599,689.33	161.34	599,962.67	112.00
159145	313384BB4	712	FHLB D N	4/24/2014	1/26/2015		0.090%	0.090%	1,000,000	999,307.50	400.00	999,935.00	227.50
160603	313588BD6	712	FNMA D N	9/17/2014	1/28/2015		0.050%	0.050%	600,000	599,889.17	11.67	599,960.33	59.49
159372	313396BE2	712	FHLMC D N	5/15/2014	1/29/2015		0.070%	0.070%	3,231,000	3,229,372.83	873.27	3,230,784.60	538.50
159125	313396BK8	712	FHLMC D N	4/23/2014	2/3/2015		0.080%	0.080%	1,400,000	1,399,110.22	500.89	1,399,902.78	291.67
159908	313396BM4	712	FHLMC D N	7/14/2014	2/5/2015		0.085%	0.085%	1,100,000	1,099,464.97	205.18	1,099,922.39	252.24
159232	313396BR3	712	FHLMC D N	5/2/2014	2/9/2015		0.085%	0.085%	1,839,000	1,837,771.19	660.00	1,838,866.16	434.97
159238	313396BR3	712	FHLMC D N	5/5/2014	2/9/2015		0.085%	0.085%	1,161,000	1,160,232.45	408.45	1,160,915.51	274.61
159498	313396BR3	712	FHLMC D N	6/2/2014	2/9/2015		0.085%	0.085%	139,000	138,917.30	39.71	138,989.88	32.87
160585	313588BT1	712	FNMA D N	9/16/2014	2/11/2015		0.070%	0.070%	3,139,300	3,138,396.58	91.56	3,139,068.04	579.90
160604	313588BT1	712	FNMA D N	9/17/2014	2/11/2015		0.065%	0.065%	440,000	439,883.22	11.12	439,967.49	73.15
159910	313396BU6	712	FHLMC D N	7/14/2014	2/12/2015		0.090%	0.090%	800,000	799,574.00	158.00	799,940.44	208.44
159146	313396BZ5	712	FHLMC D N	4/24/2014	2/17/2015		0.070%	0.070%	3,000,000	2,998,255.83	933.34	2,999,768.33	579.16
159909	313396CB7	712	FHLMC D N	7/14/2014	2/19/2015		0.090%	0.090%	781,000	780,570.45	154.25	780,938.82	214.12
159449	313312CC2	712	FFCB D N	5/28/2014	2/20/2015		0.100%	0.100%	2,000,000	1,998,511.11	700.00	1,999,842.22	631.11
160083	313312CC2	712	FFCB D N	7/31/2014	2/20/2015		0.110%	0.110%	600,400	600,025.75	113.74	600,352.64	213.15
159173	313396CG6	712	FHLMC D N	4/25/2014	2/24/2015		0.090%	0.090%	800,000	799,390.00	318.00	799,935.11	227.11
159945	313396CG6	712	FHLMC D N	7/17/2014	2/24/2015		0.100%	0.100%	3,985,000	3,982,542.58	841.28	3,984,676.77	1,292.91
159957	313396CG6	712	FHLMC D N	7/18/2014	2/24/2015		0.100%	0.100%	726,000	725,554.32	151.25	725,941.11	235.54
159998	313396CG6	712	FHLMC D N	7/23/2014	2/24/2015		0.100%	0.100%	1,474,300	1,473,415.42	286.67	1,474,180.42	478.33
160031	313396CG6	712	FHLMC D N	7/25/2014	2/24/2015		0.100%	0.100%	1,000,000	999,405.56	188.89	999,918.89	324.44
160033	313396CG6	712	FHLMC D N	7/28/2014	2/24/2015		0.100%	0.100%	464,000	463,728.04	83.78	463,962.36	150.54
160348	313396CG6	712	FHLMC D N	8/26/2014	2/24/2015		0.090%	0.090%	800,000	799,636.00	72.00	799,935.11	227.11
160434	313588CH6	712	FNMA D N	9/2/2014	2/25/2015		0.086%	0.086%	882,000	881,629.17	61.10	881,927.97	237.70
160458	313588CH6	712	FNMA D N	9/3/2014	2/25/2015		0.083%	0.083%	4,638,000	4,636,128.70	299.41	4,637,621.23	1,193.12
159930	313588CN3	712	FNMA D N	7/16/2014	3/2/2015		0.105%	0.105%	901,000	900,398.21	202.35	900,923.92	323.36
160194	313588CN3	712	FNMA D N	8/13/2014	3/2/2015		0.105%	0.105%	1,474,000	1,473,135.87	210.66	1,473,875.53	529.00
160209	313588CN3	712	FNMA D N	8/14/2014	3/2/2015		0.100%	0.100%	2,124,000	2,122,820.00	283.20	2,123,820.64	717.44
159980	313396CR2	712	FHLMC D N	7/22/2014	3/5/2015		0.085%	0.085%	600,000	599,679.83	100.58	599,948.33	167.92
160145	313396CR2	712	FHLMC D N	8/6/2014	3/5/2015		0.085%	0.085%	601,000	600,700.59	79.46	600,948.25	168.20
160228	313384CS6	712	FHLB D N	8/15/2014	3/6/2015		0.120%	0.120%	1,260,000	1,259,147.40	197.40	1,259,890.80	546.00
160587	313396CX9	712	FHLMC D N	9/16/2014	3/11/2015		0.085%	0.085%	979,000	978,593.17	34.67	978,912.43	284.59
160229	313312CY4	712	FFCB D N	8/15/2014	3/12/2015		0.100%	0.100%	1,332,000	1,332,226.12	174.03	1,332,880.03	479.88
160237	313312CY4	712	FFCB D N	8/18/2014	3/12/2015		0.100%	0.100%	374,000	373,785.99	45.71	373,966.34	134.64
160213	313588DC6	712	FNMA D N	8/14/2014	3/16/2015		0.115%	0.115%	1,500,000	1,498,974.58	230.00	1,499,861.67	657.09
159946	313396DD2	712	FHLMC D N	7/17/2014	3/17/2015		0.105%	0.105%	1,301,000	1,300,077.92	288.39	1,300,879.30	512.99
160607	313396DF7	712	FHLMC D N	9/17/2014	3/19/2015		0.075%	0.075%	2,828,000	2,826,921.83	82.48	2,827,734.48	730.17
159958	313312DU1	712	FFCB D N	7/18/2014	4/1/2015		0.100%	0.100%	404,500	404,211.23	84.27	404,418.20	122.70
160151	313312ED8	712	FFCB D N	8/7/2014	4/10/2015		0.120%	0.120%	298,600	298,355.15	54.74	298,536.63	126.74
160608	313312LN8	712	FFCB D N	9/17/2014	9/10/2015		0.170%	0.170%	1,001,500	999,806.91	66.21	1,000,067.86	194.74
154688	3136G1DA4	712	FNMA STEP UP	2/28/2013	2/28/2016	11/28/2014	1.000%	1.000%	1,200,000	1,200,000.00	1,100.00	1,195,080.00	(4,920.00)
153225	3133EAU22	712	FFCB C I	9/12/2012	9/12/2016	10/3/2014	0.680%	0.680%	3,700,000	3,700,000.00	1,327.89	3,691,564.00	(8,436.00)
153217	3133EAK98	712	FFCB C I	9/13/2012	2/15/2017	10/3/2014	0.850%	0.862%	1,000,000	999,717.20	1,086.11	998,130.00	(1,587.20)
152804	3135G0NF6	712	FNMA C I	8/21/2012	8/21/2017	10/21/2014	1.000%	1.000%	1,200,000	1,200,000.00	1,333.33	1,192,392.00	(7,608.00)
153227	313380P92	712	FHLB C I	9/26/2012	9/26/2017	10/3/2014	1.000%	1.003%	3,300,000	3,299,703.17	458.33	3,271,224.00	(28,479.17)
154705	3135G0UJ4	712	FNMA C I	2/22/2013	11/22/2014		1.200%	1.204%	2,300,000	2,299,677.80	2,990.00	2,280,657.00	(19,020.80)
157719	3135G0XD0	712	FNMA C I	5/21/2013	5/21/2018	11/21/2014	1.000%	1.015%	2,400,000	2,398,560.79	8,666.67	2,357,208.00	(41,352.79)
155991	3133836L0	712	FHLB C I	5/28/2013	5/24/2018	10/24/2014	1.200%	1.206%	3,500,000	3,499,158.62	14,816.67	3,448,690.00	(50,468.62)
155955	3135G0XK4	712	FNMA C I	5/30/2013	5/25/2018	11/25/2014	1.050%	1.050%	1,700,000	1,700,000.00	6,247.50	1,675,214.00	(24,786.00)
156020	3135G0XM0	712	FNMA C I	5/30/2013	5/25/2018	11/25/2014	1.125%	1.130%	1,900,000	1,899,619.16	7,481.25	1,867,852.00	(31,767.16)
155952	3133834Y4	712	FHLB C I	5/29/2013	5/29/2018	10/3/2014	1.040%	1.040%	1,500,000	1,500,000.00	5,286.67	1,474,950.00	(25,050.00)

**MIAMI-DADE COUNTY**  
**REPORT WRITER**  
**AS OF DATE: September 30, 2014**  
**SORTING ORDER: FUND ICC#**

INVSMT NUMBER	CUSIP NUMBER	FUND NUMBER	DESCRIPTION	PURCHASE SET DATE	MATURITY DATE	CALL DATE	INTEREST RATE	YTM TRADING	SCHEDULED PAR VALUE	CURRENT BOOK VALUE	PERIOD-END INTEREST ACCRL	MARKET VALUE	UNREALIZED GAIN/LOSS
156023	3134G46D5	712	FHLMC C I	6/12/2013	6/12/2018	12/12/2014	1.200%	1.200%	2,400,000	2,400,000.00	8,720.00	2,376,048.00	(23,952.00)
156025	313383AZ4	712	FHLB C I	6/13/2013	6/13/2018	12/13/2014	1.100%	1.100%	2,300,000	2,300,000.00	7,590.00	2,267,547.00	(32,453.00)
<b>712 Total</b>									<b>185,524,200</b>	<b>185,452,544.45</b>	<b>102,400.47</b>	<b>185,211,793.14</b>	<b>(274,817.34)</b>
151207	825252869	713	AIM MONEY MARKET - D	3/1/2012	10/1/2014		0.010%	0.010%	3,988,700	3,988,700.00	-0.01	3,988,700.00	0.00
159882	313589H89	713	FNMA D N	7/10/2014	10/1/2014		0.063%	0.063%	481,000	480,930.13	69.87	481,000.00	0.00
160740	313313H84	713	FFCB D N	9/30/2014	10/1/2014		0.010%	0.010%	6,560,100	6,560,098.18	1.82	6,560,100.00	0.00
159767	313385J72	713	FHLB D N	6/27/2014	10/8/2014		0.080%	0.080%	2,500,000	2,499,427.78	533.33	2,499,995.14	34.03
159769	313589K51	713	FNMA D N	6/27/2014	10/14/2014		0.077%	0.077%	1,022,000	1,021,761.73	209.85	1,021,996.31	24.73
160452	313313K64	713	FFCB D N	9/3/2014	10/15/2014		0.040%	0.040%	1,000,000	999,953.33	31.11	999,996.11	11.67
160625	313397K67	713	FHLMC D N	9/18/2014	10/15/2014		0.010%	0.010%	2,557,500	2,557,480.82	9.23	2,557,490.05	0.00
160729	313385K88	713	FHLB D N	9/29/2014	10/17/2014		0.010%	0.010%	1,196,800	1,196,794.02	0.66	1,196,794.68	0.00
160732	313397L33	713	FHLMC D N	9/29/2014	10/20/2014		0.005%	0.005%	1,000,000	999,997.08	0.28	999,994.72	(2.64)
160227	313385L53	713	FHLB D N	8/15/2014	10/22/2014		0.070%	0.070%	1,648,000	1,647,782.10	150.61	1,647,990.39	57.68
160644	313385L53	713	FHLB D N	9/22/2014	10/22/2014		0.010%	0.010%	1,100,000	1,099,990.83	2.75	1,099,993.58	0.00
159204	313397M24	713	FHLMC D N	4/29/2014	10/27/2014		0.065%	0.065%	312,600	312,497.84	87.49	312,597.74	12.41
160715	313313M39	713	FFCB D N	9/26/2014	10/28/2014		0.005%	0.005%	2,000,000	1,999,991.11	1.39	1,999,985.00	(7.50)
160385	313385M45	713	FHLB D N	8/28/2014	10/29/2014		0.055%	0.055%	1,290,000	1,289,877.81	67.01	1,289,989.97	45.15
160647	313385M45	713	FHLB D N	9/22/2014	10/29/2014		0.030%	0.030%	1,205,000	1,204,962.85	9.04	1,204,990.63	18.74
159944	313589N33	713	FNMA D N	7/17/2014	11/5/2014		0.070%	0.070%	1,889,000	1,888,592.29	279.15	1,888,981.63	110.19
160683	313385N36	713	FHLB D N	9/25/2014	11/5/2014		0.010%	0.010%	1,000,000	999,988.61	1.67	999,990.28	0.00
160455	313589P23	713	FNMA D N	9/3/2014	11/12/2014		0.060%	0.060%	839,600	839,502.05	39.18	839,590.20	48.97
160582	313589P98	713	FNMA D N	9/16/2014	11/19/2014		0.040%	0.040%	210,000	209,985.07	3.50	209,997.14	8.57
159519	313385R73	713	FHLB D N	6/4/2014	12/3/2014		0.085%	0.085%	35,300	35,284.83	9.92	35,299.38	4.63
160583	313588AB1	713	FNMA D N	9/16/2014	1/2/2015		0.055%	0.055%	96,700	96,684.04	2.22	96,695.00	8.74
160164	313396AP8	713	FHLMC D N	8/8/2014	1/14/2015		0.090%	0.090%	298,500	298,381.35	40.30	298,482.59	60.94
160586	313588BT1	713	FNMA D N	9/16/2014	2/11/2015		0.070%	0.070%	60,700	60,682.53	1.77	60,695.51	11.21
154675	3136G1DB2	713	FNMA STEP UP	2/28/2013	2/28/2015	11/28/2014	1.000%	1.000%	1,100,000	1,100,000.00	1,008.33	1,092,674.00	(7,326.00)
154973	3136G1FW4	713	FNMA STEP UP	3/19/2013	3/19/2015	12/19/2014	1.000%	1.013%	3,500,000	3,499,784.25	1,166.67	3,476,095.00	(23,689.25)
160036	313312FL9	713	FFCB D N	7/28/2014	5/11/2015		0.130%	0.130%	1,825,000	1,823,108.59	428.37	1,824,549.83	1,012.87
154894	3136G1ET2	713	FNMA STEP UP	3/6/2013	3/6/2016	12/6/2014	1.000%	1.008%	2,100,000	2,099,738.46	1,458.33	2,085,783.00	(13,955.46)
154706	3135G0UH4	713	FNMA C I	2/22/2013	2/22/2018	11/22/2014	1.200%	1.204%	1,200,000	1,199,831.89	1,560.00	1,189,908.00	(9,923.89)
<b>713 Total</b>									<b>42,016,500</b>	<b>42,011,809.57</b>	<b>7,173.84</b>	<b>41,960,355.88</b>	<b>(53,434.21)</b>
151208	825252869	714	AIM MONEY MARKET - D	3/1/2012	10/1/2014		0.010%	0.010%	19,382,900	19,382,900.00	0.00	19,382,900.00	0.00
160741	313313H84	714	FFCB D N	9/30/2014	10/1/2014		0.010%	0.010%	3,077,800	3,077,799.15	0.85	3,077,800.00	0.00
160707	313397H95	714	FHLMC D N	9/26/2014	10/2/2014		0.010%	0.010%	1,400,000	1,399,997.67	1.94	1,399,999.61	0.00
160675	313589J61	714	FNMA D N	9/25/2014	10/7/2014		0.002%	0.002%	3,613,000	3,612,997.50	1.25	3,612,993.98	(4.77)
160667	313385J72	714	FHLB D N	9/24/2014	10/8/2014		0.003%	0.003%	6,082,000	6,081,992.90	3.55	6,081,988.17	(8.28)
160676	313589J79	714	FNMA D N	9/25/2014	10/8/2014		0.010%	0.010%	2,000,000	1,999,992.78	3.33	1,999,996.11	0.00
160708	313385J72	714	FHLB D N	9/26/2014	10/8/2014		0.009%	0.009%	4,400,000	4,399,986.80	5.50	4,399,991.44	(0.86)
160600	313385J98	714	FHLB D N	9/17/2014	10/10/2014		0.010%	0.010%	8,800,000	8,799,943.78	34.22	8,799,978.00	0.00
160677	313385J98	714	FHLB D N	9/25/2014	10/10/2014		0.005%	0.005%	3,640,000	3,639,992.42	3.03	3,639,990.90	(4.55)
160709	313385J98	714	FHLB D N	9/26/2014	10/10/2014		0.010%	0.010%	1,000,000	999,996.11	1.39	999,997.50	0.00
160624	313589K51	714	FNMA D N	9/18/2014	10/14/2014		0.010%	0.010%	1,900,000	1,899,986.28	6.86	1,899,993.14	0.00
160578	313385K62	714	FHLB D N	9/16/2014	10/15/2014		0.020%	0.020%	1,110,000	1,109,982.12	9.25	1,109,995.68	4.31
160626	313397K67	714	FHLMC D N	9/18/2014	10/15/2014		0.010%	0.010%	62,500	62,499.53	0.23	62,499.76	0.00
160627	313589K69	714	FNMA D N	9/18/2014	10/15/2014		0.010%	0.010%	1,200,000	1,199,991.00	4.33	1,199,995.33	0.00
160628	313385K62	714	FHLB D N	9/18/2014	10/15/2014		0.010%	0.010%	1,605,000	1,604,987.96	5.80	1,604,993.76	0.00
160632	313589K69	714	FNMA D N	9/18/2014	10/15/2014		0.015%	0.015%	2,319,000	2,318,973.91	12.56	2,318,990.98	4.51
160678	313385K62	714	FHLB D N	9/25/2014	10/15/2014		0.010%	0.010%	5,350,000	5,349,970.28	8.92	5,349,979.19	(0.01)
160670	313397K75	714	FHLMC D N	9/24/2014	10/16/2014		0.010%	0.010%	4,600,000	4,599,971.89	8.94	4,599,980.83	0.00
160679	313397K75	714	FHLMC D N	9/25/2014	10/16/2014		0.005%	0.005%	4,250,000	4,249,987.60	3.54	4,249,982.29	(8.85)
160710	313385K88	714	FHLB D N	9/26/2014	10/17/2014		0.009%	0.009%	3,100,000	3,099,983.73	3.87	3,099,986.22	(1.38)
160728	313385K88	714	FHLB D N	9/29/2014	10/17/2014		0.010%	0.010%	1,900,000	1,899,990.50	1.06	1,899,991.56	0.00
160733	313397L33	714	FHLMC D N	9/29/2014	10/20/2014		0.005%	0.005%	3,900,000	3,899,988.63	1.08	3,899,979.42	(10.29)
160629	313397L41	714	FHLMC D N	9/18/2014	10/21/2014		0.010%	0.010%	2,000,000	1,999,981.67	7.22	1,999,988.89	0.00
<b>714 Total</b>									<b>86,692,200</b>	<b>86,691,894.21</b>	<b>128.72</b>	<b>86,691,992.76</b>	<b>(30.17)</b>



**MIAMI-DADE COUNTY**  
**REPORT WRITER**  
**AS OF DATE: September 30, 2014**  
**SORTING ORDER: FUND ICC#**

INVSMT NUMBER	CUSIP NUMBER	FUND NUMBER	DESCRIPTION	PURCHASE SET DATE	MATURITY DATE	CALL DATE	INTEREST RATE	YTM TRADING	SCHEDULED PAR VALUE	CURRENT BOOK VALUE	PERIOD-END INTEREST ACCRL	MARKET VALUE	UNREALIZED GAIN/LOSS
153349	316175108	740	FIDELITY GOVT FUND -	9/25/2012	10/1/2014		0.010%	0.010%	24,406,800	24,406,800.00	0.01	24,406,800.00	0.00
157408	313397H87	740	FHLMC D N	10/17/2013	10/1/2014		0.150%	0.150%	25,000,000	24,963,645.83	36,354.17	25,000,000.00	0.00
158827	313397H87	740	FHLMC D N	3/27/2014	10/1/2014		0.080%	0.080%	26,716,000	26,704,838.65	11,161.35	26,716,000.00	0.00
158848	313397H87	740	FHLMC D N	3/28/2014	10/1/2014		0.070%	0.070%	17,006,000	16,999,816.43	6,183.57	17,006,000.00	0.00
158904	313385H82	740	FHLB D N	4/2/2014	10/1/2014		0.085%	0.085%	110,000	109,952.73	47.27	110,000.00	0.00
159047	313589H89	740	FNMA D N	4/17/2014	10/1/2014		0.060%	0.060%	20,265,000	20,259,359.58	5,640.42	20,265,000.00	0.00
159048	313385H82	740	FHLB D N	4/17/2014	10/1/2014		0.070%	0.070%	2,500,000	2,499,188.19	811.81	2,500,000.00	0.00
159190	313397H87	740	FHLMC D N	4/30/2014	10/1/2014		0.050%	0.050%	3,849,000	3,848,176.74	823.26	3,849,000.00	0.00
159323	313589H89	740	FNMA D N	5/15/2014	10/1/2014		0.070%	0.070%	6,121,000	6,119,345.63	1,654.37	6,121,000.00	0.00
159324	313385H82	740	FHLB D N	5/15/2014	10/1/2014		0.055%	0.055%	15,000,000	14,996,814.58	3,185.42	15,000,000.00	0.00
159365	313589H89	740	FNMA D N	5/15/2014	10/1/2014		0.060%	0.060%	5,492,000	5,490,727.69	1,272.31	5,492,000.00	0.00
159678	313589H89	740	FNMA D N	6/19/2014	10/1/2014		0.080%	0.080%	1,700,000	1,699,607.11	392.89	1,700,000.00	0.00
159679	313589H89	740	FNMA D N	6/19/2014	10/1/2014		0.075%	0.075%	2,400,000	2,399,480.00	520.00	2,400,000.00	0.00
159680	313589H89	740	FNMA D N	6/19/2014	10/1/2014		0.070%	0.070%	3,500,000	3,499,292.22	707.78	3,500,000.00	0.00
159681	313385H82	740	FHLB D N	6/19/2014	10/1/2014		0.070%	0.070%	3,209,000	3,208,351.07	648.93	3,209,000.00	0.00
159949	313589H89	740	FNMA D N	7/17/2014	10/1/2014		0.061%	0.061%	26,610,000	26,606,573.22	3,426.78	26,610,000.00	0.00
159973	313589H89	740	FNMA D N	7/22/2014	10/1/2014		0.065%	0.065%	15,803,000	15,800,974.14	2,025.86	15,803,000.00	0.00
160201	313385H82	740	FHLB D N	8/14/2014	10/1/2014		0.035%	0.035%	26,608,000	26,606,758.29	1,241.71	26,608,000.00	0.00
160661	313385H82	740	FHLB D N	9/24/2014	10/1/2014		0.010%	0.010%	2,200,000	2,199,995.72	4.28	2,200,000.00	0.00
<b>740 Total</b>									<b>228,495,800</b>	<b>228,419,697.82</b>	<b>76,102.19</b>	<b>228,495,800.00</b>	<b>0.00</b>
152295	316175108	741	FIDELITY GOVT FUND -	6/22/2012	10/1/2014		0.010%	0.010%	0	0.00	-4.20	0.00	0.00
158529	313589H89	741	FNMA D N	2/25/2014	10/1/2014		0.110%	0.110%	198,000	197,868.11	131.89	198,000.00	0.00
158433	313397J51	741	FHLMC D N	2/14/2014	10/6/2014		0.135%	0.135%	76,000	75,933.31	65.27	75,999.89	1.31
159710	313397J51	741	FHLMC D N	6/23/2014	10/6/2014		0.090%	0.090%	60,000	59,984.25	15.00	59,999.92	0.67
158314	313397L33	741	FHLMC D N	2/3/2014	10/20/2014		0.115%	0.115%	169,000	168,860.18	129.56	168,999.11	9.37
159776	313397L33	741	FHLMC D N	6/30/2014	10/20/2014		0.080%	0.080%	139,000	138,965.40	28.73	138,999.27	5.14
157445	3136G0V73	741	FNMA STEP UP	10/23/2013	10/23/2014	10/23/2014	0.750%	0.750%	3,000,000	3,000,000.00	9,875.00	2,998,800.00	(1,200.00)
158065	313397M99	741	FHLMC D N	12/31/2013	11/3/2014		0.160%	0.160%	223,000	222,695.73	271.56	222,997.96	30.67
154052	3136G07A3	741	FNMA STEP UP	12/13/2012	12/13/2014	12/13/2014	0.700%	0.725%	1,692,000	1,691,789.08	3,553.20	1,682,423.28	(9,365.80)
154050	3136G13C1	741	FNMA STEP UP	12/19/2012	12/19/2014	12/19/2014	0.750%	0.750%	2,500,000	2,500,000.00	5,312.50	2,486,000.00	(14,000.00)
160459	3134G4MG0	741	FHLMC STEP UP	9/3/2014	12/19/2014	12/19/2014	0.500%	0.500%	2,700,000	2,702,775.00	3,825.00	2,699,379.00	(621.00)
154267	3136G16W4	741	FNMA STEP UP	12/27/2012	12/27/2014	12/27/2014	0.650%	0.650%	3,138,000	3,138,000.00	5,325.88	3,116,755.74	(21,244.26)
156248	313383KC4	741	FHLB STEP UP	6/27/2013	12/27/2014	12/27/2014	1.125%	1.152%	3,020,000	3,019,598.81	8,871.25	3,009,520.60	(10,078.21)
158053	3136G16V6	741	FNMA STEP UP	12/27/2013	12/27/2014	12/27/2014	0.700%	0.700%	3,000,000	3,000,000.00	5,483.33	2,988,240.00	(11,760.00)
154639	3136G1AP4	741	FNMA STEP UP	1/30/2013	1/22/2015	10/22/2014	0.700%	0.725%	1,000,000	999,873.27	1,341.67	996,370.00	(3,503.27)
158588	3130A14T2	741	FHLB STEP UP	2/28/2014	2/28/2015	11/28/2014	1.000%	1.000%	4,000,000	4,000,000.00	3,666.67	4,005,960.00	5,960.00
158598	3134G4WQ7	741	FHLMC STEP UP	3/18/2014	3/18/2015	12/18/2014	1.500%	1.510%	4,770,000	4,769,764.77	2,583.75	4,778,490.60	8,725.83
159075	3136G1JW0	741	FNMA STEP UP	4/18/2014	4/18/2015	10/18/2014	1.000%	1.000%	3,590,000	3,590,000.00	16,254.72	3,553,274.30	(36,725.70)
159612	313396ER0	741	FHLMC D N	6/13/2014	4/22/2015		0.120%	0.120%	47,000	46,950.96	17.23	46,992.05	23.86
153617	3136G0Q79	741	FNMA STEP UP	10/25/2012	4/25/2015	10/25/2014	0.600%	0.600%	2,800,000	2,800,000.00	7,280.00	2,798,740.00	(1,260.00)
154051	3136G13Q0	741	FNMA STEP UP	12/26/2012	6/26/2015	12/26/2014	0.750%	0.750%	3,488,000	3,488,000.00	6,903.33	3,474,431.68	(13,568.32)
156383	313383HS3	741	FHLB STEP UP	6/28/2013	6/27/2015	12/27/2014	1.125%	1.252%	2,595,000	2,591,760.70	7,622.80	2,589,861.90	(1,898.80)
160739	313396KP7	741	FHLMC D N	9/30/2014	8/18/2015		0.160%	0.160%	28,000	27,959.93	0.12	27,972.56	12.51
160501	313396LD3	741	FHLMC D N	9/9/2014	9/1/2015		0.160%	0.160%	1,345,000	1,342,865.93	131.51	1,343,117.00	119.56
160638	313312LN8	741	FFCB D N	9/22/2014	9/10/2015		0.170%	0.170%	217,000	216,638.27	9.22	216,689.69	42.20
144035	31398A5R9	741	FNMA C I	11/12/2010	11/12/2015	11/12/2015	1.625%	1.646%	5,000,000	4,998,499.45	31,371.53	5,073,350.00	74,850.55
156043	3136G1N88	741	FNMA STEP UP	6/19/2013	12/19/2015	12/19/2014	0.850%	0.856%	3,000,000	2,999,730.39	7,225.00	2,968,620.00	(31,110.39)
160474	3133EDU83	741	FFCB - BULLET	9/4/2014	3/2/2016		0.400%	0.417%	2,600,000	2,599,381.78	837.78	2,588,144.00	(11,180.00)
160322	3133EDSR4	741	FFCB - BULLET	8/22/2014	5/13/2016		0.400%	0.411%	3,104,000	3,103,751.68	1,655.47	3,097,760.96	(5,680.32)
157491	3133ECQG2	741	FFCB - BULLET	10/29/2013	6/3/2016		0.440%	0.513%	2,000,000	1,997,112.35	2,884.44	1,992,700.00	(4,412.35)
156245	313383FP1	741	FHLB STEP UP	6/20/2013	6/20/2016	12/20/2014	1.000%	1.034%	3,200,000	3,197,868.62	8,977.78	3,142,016.00	(55,852.62)
156246	313383EN7	741	FHLB STEP UP	6/20/2013	6/20/2016	7/10/2015	1.000%	1.042%	1,430,000	1,428,809.42	4,011.94	1,416,257.70	(12,551.72)
152540	3134G3YK0	741	FHLMC C I	7/24/2012	7/24/2017	10/24/2014	1.125%	1.125%	5,500,000	5,500,000.00	11,515.63	5,491,750.00	(8,250.00)
152489	3136G0RT0	741	FNMA C I	7/26/2012	7/26/2017	10/26/2014	1.150%	1.150%	5,961,000	5,961,000.00	12,377.35	5,939,242.35	(21,757.65)
152706	3135G0MW0	741	FNMA C I	8/9/2012	8/9/2017	11/9/2014	1.050%	1.055%	6,149,000	6,148,078.16	9,325.98	6,126,371.68	(21,706.48)
153327	3135G0NC3	741	FNMA C I	9/28/2012	8/14/2017	11/14/2014	1.000%	1.000%	6,200,000	6,200,000.00	8,094.44	6,173,526.00	(26,474.00)

**MIAMI-DADE COUNTY**  
**REPORT WRITER**  
**AS OF DATE: September 30, 2014**  
**SORTING ORDER: FUND ICC#**

INVSMT NUMBER	CUSIP NUMBER	FUND NUMBER	DESCRIPTION	PURCHASE SET DATE	MATURITY DATE	CALL DATE	INTEREST RATE	YTM TRADING	SCHEDULED PAR VALUE	CURRENT BOOK VALUE	PERIOD-END INTEREST ACCRL	MARKET VALUE	UNREALIZED GAIN/LOSS
153347	3135G0NH2	741	FNMA C I	9/28/2012	8/23/2017	11/23/2014	0.950%	0.954%	2,548,000	2,547,688.26	2,555.08	2,526,240.08	(21,448.18)
160383	3134G5GM1	741	FHLMC STEP UP	8/28/2014	8/28/2017	11/28/2014	1.700%	1.700%	3,070,000	3,070,000.00	4,784.08	3,068,004.50	(1,995.50)
153159	3133EAR26	741	FFCB C I	9/6/2012	9/5/2017	10/3/2014	0.970%	1.001%	2,600,000	2,597,266.79	1,821.44	2,591,134.00	(6,132.79)
153398	3133EAR26	741	FFCB C I	9/28/2012	9/5/2017	10/3/2014	0.970%	0.970%	3,500,000	3,500,000.00	2,451.94	3,488,065.00	(11,935.00)
153215	3134G3H52	741	FHLMC C I	9/13/2012	9/12/2017	12/12/2014	1.000%	1.000%	4,000,000	4,000,000.00	2,111.11	3,987,080.00	(12,920.00)
154392	3133ECA95	741	FFCB C I	12/28/2012	9/18/2017	10/3/2014	0.790%	0.833%	4,162,000	4,156,716.07	1,187.33	4,122,294.52	(34,421.55)
153078	3134G3J27	741	FHLMC C I	9/20/2012	9/20/2017	12/20/2014	1.050%	1.050%	4,200,000	4,200,000.00	1,347.50	4,167,114.00	(32,886.00)
153310	3134G3M23	741	FHLMC C I	9/28/2012	9/28/2017	12/28/2014	1.020%	1.028%	4,800,000	4,798,848.63	408.00	4,769,184.00	(29,664.63)
155186	3135G0PL1	741	FNMA C I	3/8/2013	10/4/2017	10/4/2014	1.050%	1.052%	2,500,000	2,499,808.80	12,906.25	2,481,575.00	(18,233.80)
154328	3133813R4	741	FHLB C I	12/21/2012	11/9/2017	10/9/2014	1.000%	1.004%	3,135,000	3,134,550.48	12,365.83	3,104,904.00	(29,646.48)
154349	3133813R4	741	FHLB C I	12/26/2012	11/9/2017	10/9/2014	1.000%	1.000%	1,900,000	1,900,000.00	7,494.44	1,881,760.00	(18,240.00)
154474	3133813R4	741	FHLB C I	1/10/2013	11/9/2017	10/9/2014	1.000%	0.986%	610,000	609,911.55	2,406.11	604,144.00	(5,767.55)
154282	3136G14K2	741	FNMA C I	12/21/2012	12/21/2017	12/21/2014	0.900%	0.910%	1,988,000	1,987,304.31	4,970.00	1,957,702.88	(29,601.43)
155187	3133ECGC2	741	FFCB C I	3/8/2013	2/26/2018	10/3/2014	1.080%	1.084%	3,000,000	2,999,577.42	3,150.00	2,975,670.00	(23,907.42)
155201	3133ECHS6	741	FFCB C I	3/12/2013	3/12/2018	10/3/2014	1.030%	1.071%	2,577,000	2,573,398.40	1,400.89	2,555,378.97	(18,019.43)
155101	3135G0VL4	741	FNMA C I	3/20/2013	3/20/2018	12/20/2014	1.125%	1.135%	3,000,000	2,998,951.81	1,031.25	2,964,600.00	(34,351.81)
155340	3136G1JD2	741	FNMA C I	4/11/2013	4/11/2018	10/11/2014	1.100%	1.100%	3,009,000	3,009,000.00	15,630.08	2,961,939.24	(47,060.76)
155559	3134G42G2	741	FHLMC C I	4/30/2013	4/30/2018	10/30/2014	1.050%	1.052%	3,500,000	3,499,720.15	15,414.58	3,447,010.00	(52,710.15)
156328	3135G0XX6	741	FNMA C I	6/21/2013	5/25/2018	11/25/2014	1.500%	1.500%	4,255,000	4,255,000.00	22,338.75	4,235,937.60	(19,062.40)
156052	3134G46D5	741	FHLMC C I	6/12/2013	6/12/2018	12/12/2014	1.200%	1.203%	1,567,000	1,566,812.07	5,693.43	1,551,361.34	(15,450.73)
156247	3134G47M4	741	FHLMC C I	6/26/2013	6/26/2018	12/26/2014	1.500%	1.517%	3,750,000	3,747,601.31	14,843.75	3,741,675.00	(5,926.31)
157958	3134G4QS0	741	FHLMC C I	12/26/2013	12/26/2018	12/26/2014	1.800%	1.832%	1,990,000	1,987,314.15	9,452.50	1,995,532.20	8,218.05
157960	3134G4QV3	741	FHLMC C I	12/27/2013	12/27/2018	12/27/2014	1.850%	1.850%	3,000,000	3,000,000.00	14,491.67	3,009,030.00	9,030.00
158868	3134G4VV7	741	FHLMC C I - ARREARS	3/28/2014	2/28/2019	11/28/2014	1.900%	1.923%	1,000,000	998,994.22	1,688.90	1,002,310.00	3,315.78
159419	3133EDM58	741	FFCB C I	5/22/2014	5/22/2019	10/3/2014	1.820%	1.825%	3,753,000	3,752,061.75	24,475.82	3,745,531.53	(6,530.22)
159754	3130A1Y44	741	FHLB C I	6/27/2014	5/28/2019	10/3/2014	1.900%	1.900%	4,020,000	4,026,152.83	26,096.50	3,990,613.80	(29,386.20)
159727	3130A27B6	741	FHLB C I	6/27/2014	6/10/2019	10/3/2014	1.800%	1.853%	4,345,000	4,337,830.75	24,114.75	4,318,625.85	(15,511.65)
160704	3130A2RD0	741	FHLB C I	9/26/2014	8/21/2019	11/21/2014	2.050%	2.055%	2,500,000	2,504,332.64	5,694.45	2,496,150.00	(3,200.00)
		<b>741 Total</b>							<b>172,218,000</b>	<b>172,183,357.94</b>	<b>429,298.76</b>	<b>171,428,320.75</b>	<b>(737,865.38)</b>
156610	3134G3T42	742	FHLMC C I	7/15/2013	11/13/2017	11/13/2014	1.500%	1.500%	51,000	51,000.00	293.25	51,038.25	38.25
		<b>742 Total</b>							<b>51,000</b>	<b>51,000.00</b>	<b>293.25</b>	<b>51,038.25</b>	<b>38.25</b>
151209	825252869	756	AIM MONEY MARKET - D	3/1/2012	10/1/2014		0.010%	0.010%	435,200	435,200.00	0.00	435,200.00	0.00
		<b>756 Total</b>							<b>435,200</b>	<b>435,200.00</b>	<b>0.00</b>	<b>435,200.00</b>	<b>0.00</b>
151210	825252869	760	AIM MONEY MARKET - D	3/1/2012	10/1/2014		0.021%	0.021%	0	0.00	-0.01	0.00	0.00
157168	3133ED2R2	760	FFCB - BULLET	10/1/2013	10/1/2014		0.160%	0.160%	5,900,000	5,900,000.00	4,720.00	5,900,000.00	0.00
158230	313397H87	760	FHLMC D N	1/21/2014	10/1/2014		0.105%	0.105%	2,382,000	2,380,242.28	1,757.72	2,382,000.00	0.00
158356	313589H89	760	FNMA D N	2/6/2014	10/1/2014		0.110%	0.110%	993,000	992,280.90	719.10	993,000.00	0.00
159841	313589H89	760	FNMA D N	7/7/2014	10/1/2014		0.063%	0.063%	3,226,000	3,225,514.49	485.51	3,226,000.00	0.00
160225	313589H89	760	FNMA D N	8/15/2014	10/1/2014		0.065%	0.065%	4,500,000	4,499,618.13	381.87	4,500,000.00	0.00
160291	313589H89	760	FNMA D N	8/21/2014	10/1/2014		0.050%	0.050%	248,000	247,985.88	14.12	248,000.00	0.00
159790	313589H97	760	FNMA D N	7/1/2014	10/2/2014		0.060%	0.060%	2,163,800	2,163,464.61	331.78	2,163,799.40	3.01
157459	313397J51	760	FHLMC D N	10/23/2013	10/6/2014		0.145%	0.145%	512,000	511,282.35	707.34	511,999.29	9.60
157544	313397J51	760	FHLMC D N	10/31/2013	10/6/2014		0.140%	0.140%	105,000	104,861.17	136.79	104,999.85	1.89
157647	313397J51	760	FHLMC D N	11/12/2013	10/6/2014		0.140%	0.140%	1,941,000	1,938,524.15	2,438.11	1,940,997.30	35.04
157806	313397J51	760	FHLMC D N	11/27/2013	10/6/2014		0.150%	0.150%	2,800,000	2,796,348.33	3,593.34	2,799,996.11	54.44
157869	313397J51	760	FHLMC D N	12/6/2013	10/6/2014		0.145%	0.145%	525,000	524,357.17	632.26	524,999.27	9.84
157922	313397J51	760	FHLMC D N	12/12/2013	10/6/2014		0.145%	0.145%	342,000	341,589.51	403.60	341,999.53	6.42
158051	313397J51	760	FHLMC D N	12/26/2013	10/6/2014		0.145%	0.145%	852,200	851,225.18	957.66	852,198.82	15.98
158140	313397J51	760	FHLMC D N	1/9/2014	10/6/2014		0.130%	0.130%	1,136,000	1,134,892.40	1,087.09	1,135,998.42	18.93
158396	313397J51	760	FHLMC D N	2/12/2014	10/6/2014		0.135%	0.135%	307,000	306,728.31	265.93	306,999.57	5.33
158863	313397J51	760	FHLMC D N	3/27/2014	10/6/2014		0.100%	0.100%	327,000	326,824.69	170.77	326,999.55	4.09
158968	313397J51	760	FHLMC D N	4/8/2014	10/6/2014		0.075%	0.075%	5,002,000	5,000,113.83	1,834.07	5,001,993.05	45.15
159006	313397J51	760	FHLMC D N	4/10/2014	10/6/2014		0.075%	0.075%	1,473,000	1,472,450.69	533.97	1,472,997.95	13.29
159254	313397J51	760	FHLMC D N	5/6/2014	10/6/2014		0.060%	0.060%	4,000,000	3,998,980.00	986.67	3,999,994.44	27.77
159307	313397J51	760	FHLMC D N	5/12/2014	10/6/2014		0.057%	0.057%	1,001,000	1,000,767.02	225.06	1,000,998.61	6.53
159412	313589J53	760	FNMA D N	5/21/2014	10/6/2014		0.060%	0.060%	3,707,000	3,706,147.39	821.72	3,706,994.85	25.74



**MIAMI-DADE COUNTY**  
**REPORT WRITER**  
**AS OF DATE: September 30, 2014**  
**SORTING ORDER: FUND ICC#**

INVSMT NUMBER	CUSIP NUMBER	FUND NUMBER	DESCRIPTION	PURCHASE SET DATE	MATURITY DATE	CALL DATE	INTEREST RATE	YTM TRADING	SCHEDULED PAR VALUE	CURRENT BOOK VALUE	PERIOD-END INTEREST ACCRL	MARKET VALUE	UNREALIZED GAIN/LOSS
159424	313397J51	760	FHLMC D N	5/22/2014	10/6/2014		0.060%	0.060%	312,000	311,928.76	68.64	311,999.57	2.17
159566	313313J58	760	FFCB D N	6/10/2014	10/6/2014		0.080%	0.080%	4,000,000	3,998,951.11	1,004.45	3,999,994.44	38.88
159592	313589J53	760	FNMA D N	6/12/2014	10/6/2014		0.075%	0.075%	4,265,000	4,263,969.29	986.28	4,264,994.08	38.51
159593	313397J51	760	FHLMC D N	6/12/2014	10/6/2014		0.070%	0.070%	729,000	728,835.57	157.34	728,998.99	6.08
159630	313589J53	760	FNMA D N	6/16/2014	10/6/2014		0.075%	0.075%	379,000	378,911.57	84.48	378,999.47	3.42
159677	313589J53	760	FNMA D N	6/19/2014	10/6/2014		0.075%	0.075%	2,742,000	2,741,377.34	594.10	2,741,996.19	24.75
159751	313397J51	760	FHLMC D N	6/26/2014	10/6/2014		0.075%	0.075%	90,000	89,980.88	18.18	89,999.88	0.82
159883	313589J53	760	FNMA D N	7/10/2014	10/6/2014		0.065%	0.065%	4,020,000	4,019,361.27	602.44	4,019,994.42	30.71
159884	313589J53	760	FNMA D N	7/10/2014	10/6/2014		0.080%	0.080%	549,000	548,892.64	101.26	548,999.24	5.34
157904	313397J69	760	FHLMC D N	12/11/2013	10/7/2014		0.140%	0.140%	452,000	451,472.67	516.78	451,999.25	9.80
159580	313589J61	760	FNMA D N	6/11/2014	10/7/2014		0.070%	0.070%	590,000	589,864.63	128.49	589,999.02	5.90
159657	313589J61	760	FNMA D N	6/18/2014	10/7/2014		0.080%	0.080%	570,000	569,859.40	133.00	569,999.05	6.65
160226	313397K59	760	FHLMC D N	8/15/2014	10/14/2014		0.070%	0.070%	521,000	520,939.22	47.61	520,998.12	11.29
159594	313313K72	760	FFCB D N	6/12/2014	10/16/2014		0.070%	0.070%	4,500,000	4,498,897.50	971.25	4,499,981.25	112.50
160422	313397L74	760	FHLMC D N	8/29/2014	10/24/2014		0.045%	0.045%	874,500	874,438.79	36.07	874,494.41	19.55
159205	313397M24	760	FHLMC D N	4/29/2014	10/27/2014		0.065%	0.065%	12,400	12,395.95	3.47	12,999.91	0.49
160262	313589S46	760	FNMA D N	8/19/2014	12/8/2014		0.065%	0.065%	372,400	372,325.36	28.91	372,392.97	38.70
160117	313385V29	760	FHLB D N	8/4/2014	12/30/2014		0.090%	0.090%	15,900	15,894.12	2.30	15,899.21	2.79
160457	313384BL2	760	FHLB D N	9/3/2014	2/4/2015		0.095%	0.095%	514,000	513,791.12	37.98	513,964.02	134.92
160333	313396BT9	760	FHLMC D N	8/25/2014	2/11/2015		0.090%	0.090%	31,500	31,486.61	2.91	31,497.67	8.15
160084	313312CC2	760	FFCB D N	7/31/2014	2/20/2015		0.110%	0.110%	304,800	304,610.01	57.74	304,775.95	108.20
159959	313312DU1	760	FFCB D N	7/18/2014	4/1/2015		0.100%	0.100%	8,595,500	8,589,363.77	1,790.73	8,593,761.80	2,607.30
160152	313312ED8	760	FFCB D N	8/7/2014	4/10/2015		0.120%	0.120%	3,701,400	3,698,364.85	678.59	3,700,614.48	1,571.04
160505	313312ED8	760	FFCB D N	9/9/2014	4/10/2015		0.100%	0.100%	716,500	716,076.07	43.79	716,347.94	228.08
160685	313588EJ0	760	FNMA D N	9/25/2014	4/15/2015		0.065%	0.062%	200	199.93	0.00	199.97	0.04
160121	313312FE5	760	FFCB D N	8/4/2014	5/5/2015		0.130%	0.130%	200,000	199,802.11	41.89	199,952.00	108.00
160076	313312FF2	760	FFCB D N	7/30/2014	5/6/2015		0.120%	0.120%	575,700	575,162.68	120.90	575,561.19	277.61
160264	313312FM7	760	FFCB D N	8/19/2014	5/12/2015		0.125%	0.125%	3,600,000	3,596,675.00	537.50	3,599,108.00	1,895.50
160122	313312FW5	760	FFCB D N	8/4/2014	5/21/2015		0.130%	0.130%	5,000,000	4,994,763.89	1,047.22	4,998,711.11	2,900.00
160496	313312GD6	760	FFCB D N	9/8/2014	5/28/2015		0.120%	0.120%	2,000,000	1,998,253.33	153.33	1,999,468.89	1,062.23
155954	3136G1MK2	760	FNMA STEP UP	5/29/2013	5/29/2015	11/29/2014	0.750%	0.750%	1,800,000	1,800,000.00	4,575.00	1,775,538.00	(24,462.00)
160015	313396HV8	760	FHLMC D N	7/24/2014	7/7/2015		0.150%	0.150%	5,447,000	5,439,101.85	1,566.01	5,444,276.50	3,608.64
160687	313396HV8	760	FHLMC D N	9/25/2014	7/7/2015		0.140%	0.140%	1,417,000	1,415,429.49	33.06	1,416,291.50	828.95
159947	313396HX4	760	FHLMC D N	7/17/2014	7/9/2015		0.150%	0.150%	1,235,000	1,233,162.94	391.08	1,234,370.15	816.13
160688	313396HY2	760	FHLMC D N	9/25/2014	7/10/2015		0.140%	0.140%	3,660,000	3,655,900.80	85.40	3,658,133.40	2,147.20
160648	313312JM3	760	FFCB D N	9/22/2014	7/23/2015		0.150%	0.150%	5,006,000	4,999,659.07	187.72	5,003,346.82	3,500.03
160649	313312JM3	760	FFCB D N	9/22/2014	7/23/2015		0.150%	0.150%	4,994,000	4,987,674.27	187.27	4,991,353.18	3,491.64
160473	313384KP3	760	FHLB D N	9/4/2014	8/18/2015		0.165%	0.165%	160,000	159,744.80	19.80	159,843.20	78.60
160497	313396KP7	760	FHLMC D N	9/8/2014	8/18/2015		0.170%	0.170%	677,000	675,900.25	73.53	676,336.54	362.76
160319	313384KS7	760	FHLB D N	8/22/2014	8/21/2015		0.170%	0.170%	1,488,000	1,485,442.29	281.07	1,486,526.88	803.52
152805	3136G0VT5	760	FNMA STEP UP	8/22/2012	8/22/2015	11/22/2014	0.700%	0.700%	1,400,000	1,400,000.00	1,061.67	1,396,164.00	(3,836.00)
160705	313384LM9	760	FHLB D N	9/26/2014	9/9/2015		0.170%	0.170%	1,125,000	1,123,151.25	26.56	1,123,391.25	213.44
160568	313312LN8	760	FFCB D N	9/15/2014	9/10/2015		0.170%	0.170%	5,236,000	5,227,098.80	395.61	5,228,512.52	1,018.11
160588	313312LN8	760	FFCB D N	9/16/2014	9/10/2015		0.165%	0.165%	6,030,000	6,020,078.14	414.56	6,021,377.10	884.40
160609	313312LN8	760	FFCB D N	9/17/2014	9/10/2015		0.170%	0.170%	3,006,000	3,000,918.19	198.73	3,001,701.42	584.50
160631	313312LN8	760	FFCB D N	9/18/2014	9/10/2015		0.170%	0.170%	1,125,000	1,123,103.44	69.06	1,123,391.25	218.75
153216	3133EAK98	760	FFCB C I	9/13/2012	2/15/2017	10/3/2014	0.850%	0.862%	2,000,000	1,999,434.41	2,172.22	1,996,260.00	(3,174.41)
153110	3133EAS33	760	FFCB C I	9/5/2012	9/5/2017	10/3/2014	0.990%	1.021%	2,300,000	2,297,583.49	1,644.50	2,279,829.00	(17,754.49)
154295	3136G14K2	760	FNMA C I	12/21/2012	12/21/2017	12/21/2014	0.900%	0.910%	3,012,000	3,010,945.97	7,530.00	2,966,097.12	(44,848.85)
155928	3133ECNZ3	760	FFCB C I	5/13/2013	2/9/2018	10/3/2014	0.840%	0.885%	2,300,000	2,296,435.33	2,790.67	2,275,321.00	(21,114.33)
155951	3135G0XG3	760	FNMA C I	5/21/2013	5/21/2018	11/21/2014	1.000%	1.033%	1,900,000	1,897,569.34	6,861.11	1,864,128.00	(33,441.34)
155953	3133834Y4	760	FHLB C I	5/29/2013	5/29/2018	10/3/2014	1.040%	1.040%	1,800,000	1,800,000.00	6,344.00	1,769,940.00	(30,060.00)
156022	3134G46D5	760	FHLMC C I	6/12/2013	6/12/2018	12/12/2014	1.200%	1.200%	1,600,000	1,600,000.00	5,813.33	1,584,032.00	(15,968.00)
<b>760 Total</b>									<b>152,394,800</b>	<b>152,279,378.04</b>	<b>75,924.06</b>	<b>152,147,229.33</b>	<b>(164,560.28)</b>
151211	825252869	778	AIM MONEY MARKET - D	3/1/2012	10/1/2014		0.020%	0.020%	0	0.00	0.00	0.00	0.00
<b>778 Total</b>									<b>0</b>	<b>0.00</b>	<b>0.00</b>	<b>0.00</b>	<b>0.00</b>

**MIAMI-DADE COUNTY**  
**REPORT WRITER**  
**AS OF DATE: September 30, 2014**  
**SORTING ORDER: FUND ICC#**

INVSMT NUMBER	CUSIP NUMBER	FUND NUMBER	DESCRIPTION	PURCHASE SET DATE	MATURITY DATE	CALL DATE	INTEREST RATE	YTM TRADING	SCHEDULED PAR VALUE	CURRENT BOOK VALUE	PERIOD-END INTEREST ACCRL	MARKET VALUE	UNREALIZED GAIN/LOSS
151212	825252869	779	AIM MONEY MARKET - D	3/1/2012	10/1/2014		0.010%	0.010%	222,700	222,700.00	0.00	222,700.00	0.00
158321	313589H89	779	FNMA D N	2/3/2014	10/1/2014		0.100%	0.100%	1,485,000	1,484,010.00	990.00	1,485,000.00	0.00
159388	313589H89	779	FNMA D N	5/19/2014	10/1/2014		0.060%	0.060%	800,000	799,820.00	180.00	800,000.00	0.00
159791	313589H97	779	FNMA D N	7/1/2014	10/2/2014		0.060%	0.060%	36,200	36,194.39	5.55	36,199.99	0.05
157882	313589J53	779	FNMA D N	12/9/2013	10/6/2014		0.140%	0.140%	665,000	664,221.58	765.49	664,999.08	12.01
160144	313385J72	779	FHLB D N	8/6/2014	10/8/2014		0.075%	0.075%	400,000	399,947.50	46.67	399,999.22	5.05
158981	313313K56	779	FFCB D N	4/9/2014	10/14/2014		0.070%	0.070%	574,100	573,890.13	195.36	574,097.93	12.44
159559	313313K72	779	FFCB D N	6/10/2014	10/16/2014		0.070%	0.070%	500,000	499,875.56	109.86	499,997.92	12.50
160193	313397L33	779	FHLMC D N	8/13/2014	10/20/2014		0.067%	0.067%	920,000	919,883.57	83.90	919,995.14	27.67
159752	313589L50	779	FNMA D N	6/26/2014	10/22/2014		0.075%	0.075%	571,000	570,859.63	115.39	570,996.67	21.65
159228	313397M24	779	FHLMC D N	5/1/2014	10/27/2014		0.065%	0.065%	78,700	78,674.56	21.74	78,699.43	3.13
159753	313589M42	779	FNMA D N	6/26/2014	10/29/2014		0.080%	0.080%	430,000	429,880.56	92.69	429,996.66	23.41
159724	313589M91	779	FNMA D N	6/24/2014	11/3/2014		0.080%	0.080%	488,000	487,856.85	107.36	487,995.53	31.32
159631	313397N23	779	FHLMC D N	6/16/2014	11/4/2014		0.080%	0.080%	892,000	891,720.51	212.10	891,991.58	58.97
159885	313385N36	779	FHLB D N	7/10/2014	11/5/2014		0.080%	0.080%	500,000	499,868.89	92.22	499,995.14	34.03
159144	313589P23	779	FNMA D N	4/24/2014	11/12/2014		0.070%	0.070%	1,093,000	1,092,570.69	340.05	1,092,987.25	76.51
160454	313589P23	779	FNMA D N	9/3/2014	11/12/2014		0.060%	0.060%	369,500	369,456.89	17.24	369,495.69	21.56
160456	313589P23	779	FNMA D N	9/3/2014	11/12/2014		0.060%	0.060%	160,400	160,381.29	7.48	160,398.13	9.36
158909	313313P77	779	FFCB D N	4/2/2014	11/17/2014		0.090%	0.090%	1,690,000	1,689,032.48	768.95	1,689,977.94	176.51
159792	313397Q20	779	FHLMC D N	7/1/2014	11/20/2014		0.075%	0.075%	1,058,000	1,057,687.01	202.78	1,057,985.31	95.52
160162	313589R54	779	FNMA D N	8/8/2014	12/1/2014		0.060%	0.060%	499,000	498,904.36	44.91	498,991.54	42.27
159869	313589R70	779	FNMA D N	7/9/2014	12/3/2014		0.070%	0.070%	2,574,000	2,573,264.27	420.42	2,573,954.96	270.27
160265	313589S46	779	FNMA D N	8/19/2014	12/8/2014		0.065%	0.065%	675,600	675,464.60	52.45	675,587.24	70.19
159929	313397S77	779	FHLMC D N	7/16/2014	12/1/2014		0.080%	0.080%	700,000	699,769.78	119.78	699,986.19	96.63
159956	313589T52	779	FNMA D N	7/18/2014	12/17/2014		0.085%	0.085%	1,502,000	1,501,460.95	265.98	1,501,967.87	240.94
160049	313397U25	779	FHLMC D N	7/29/2014	12/22/2014		0.080%	0.080%	261,000	260,915.32	37.12	260,994.06	41.62
160118	313385V29	779	FHLB D N	8/4/2014	12/30/2014		0.090%	0.090%	84,100	84,068.88	12.20	84,095.80	14.72
159948	313588AE5	779	FNMA D N	7/17/2014	1/5/2015		0.090%	0.090%	617,000	616,734.69	117.23	616,967.09	115.17
160001	313588AE5	779	FNMA D N	7/23/2014	1/5/2015		0.090%	0.090%	1,613,000	1,612,330.61	282.27	1,612,913.97	301.09
160119	313312AH3	779	FFCB D N	8/4/2014	1/8/2015		0.090%	0.090%	308,000	307,879.11	44.66	307,983.06	59.29
160421	313588AM7	779	FNMA D N	8/29/2014	1/12/2015		0.070%	0.070%	501,000	500,867.51	32.15	500,971.33	71.67
160073	313396AN3	779	FHLMC D N	7/30/2014	1/13/2015		0.090%	0.090%	2,843,000	2,841,813.05	447.77	2,842,835.74	574.92
160282	313384AP4	779	FHLB D N	8/20/2014	1/14/2015		0.095%	0.095%	139,000	138,946.08	15.41	138,991.89	30.40
160521	313396AW3	779	FHLMC D N	9/10/2014	1/21/2015		0.080%	0.080%	581,000	580,828.28	27.11	580,963.85	108.46
154638	3136G1AP4	779	FNMA STEP UP	1/25/2013	1/22/2015	10/22/2014	0.700%	0.725%	2,000,000	1,999,748.28	2,683.33	1,992,740.00	(7,008.28)
160283	313396AX1	779	FHLMC D N	8/20/2014	1/22/2015		0.085%	0.085%	600,000	599,780.42	59.50	599,962.33	122.41
160284	313588BD6	779	FNMA D N	8/20/2014	1/28/2015		0.090%	0.090%	970,000	969,609.58	101.85	969,935.87	224.44
160471	313384BL2	779	FHLB D N	9/4/2014	2/4/2015		0.090%	0.090%	1,260,000	1,259,518.05	85.05	1,259,911.80	308.70
160334	313396BT9	779	FHLMC D N	8/25/2014	2/11/2015		0.090%	0.090%	410,500	410,325.54	37.97	410,469.67	106.16
160605	313588BT1	779	FNMA D N	9/17/2014	2/11/2015		0.065%	0.065%	1,539,300	1,538,891.44	38.91	1,539,186.26	255.91
160433	313384CA5	779	FHLB D N	9/2/2014	2/18/2015		0.090%	0.090%	1,197,000	1,196,494.27	86.78	1,196,906.90	325.85
160085	313312CC2	779	FFCB D N	7/31/2014	2/20/2015		0.110%	0.110%	289,800	289,619.36	54.90	289,777.14	102.88
159999	313396CG6	779	FHLMC D N	7/23/2014	2/24/2015		0.100%	0.100%	425,700	425,444.58	82.78	425,665.47	138.11
160472	313588CH6	779	FNMA D N	9/4/2014	2/25/2015		0.088%	0.088%	240,000	239,897.92	15.84	239,980.40	66.64
154674	3136G1DB2	779	FNMA STEP UP	2/28/2013	2/28/2015	11/28/2014	1.000%	1.000%	2,700,000	2,700,000.00	2,475.00	2,682,018.00	(17,982.00)
160745	313384CQ0	779	FHLB D N	9/30/2014	3/4/2015		0.060%	0.060%	1,480,000	1,479,617.67	2.47	1,479,873.38	253.24
160630	313396CR2	779	FHLMC D N	9/18/2014	3/5/2015		0.075%	0.075%	529,000	528,814.85	14.33	528,954.45	125.27
159633	313312DE7	779	FFCB D N	6/16/2014	3/18/2015		0.090%	0.090%	891,000	890,387.44	238.34	890,916.84	291.06
154974	3136G1FW4	779	FNMA STEP UP	3/19/2013	3/19/2015	12/19/2014	1.000%	1.013%	2,500,000	2,499,845.89	833.33	2,482,925.00	(16,920.89)
160504	313312ED8	779	FFCB D N	9/9/2014	4/10/2015		0.100%	0.100%	1,022,500	1,021,895.02	62.49	1,022,283.00	325.49
160686	313588EJ0	779	FNMA D N	9/25/2014	4/15/2015		0.065%	0.065%	2,095,800	2,095,035.62	22.70	2,095,457.69	399.37
160077	313312FF2	779	FFCB D N	7/30/2014	5/6/2015		0.120%	0.120%	1,424,300	1,422,970.65	299.10	1,423,956.59	686.84
160037	313312FL9	779	FFCB D N	7/28/2014	5/11/2015		0.130%	0.130%	175,000	174,818.63	41.08	174,956.83	97.12
160610	313312LN8	779	FFCB D N	9/17/2014	9/10/2015		0.170%	0.170%	500,500	499,653.88	33.09	499,784.29	97.32
160650	313312LN8	779	FFCB D N	9/22/2014	9/10/2015		0.170%	0.170%	213,900	213,543.44	9.09	213,594.12	41.59
154892	3136G1ET2	779	FNMA STEP UP	3/6/2013	3/6/2016	12/6/2014	1.000%	1.008%	1,000,000	999,875.46	694.44	993,230.00	(6,645.46)

**MIAMI-DADE COUNTY**  
**REPORT WRITER**  
**AS OF DATE: September 30, 2014**  
**SORTING ORDER: FUND ICC#**

INVSMT NUMBER	CUSIP NUMBER	FUND NUMBER	DESCRIPTION	PURCHASE SET DATE	MATURITY DATE	CALL DATE	INTEREST RATE	YTM TRADING	SCHEDULED PAR VALUE	CURRENT BOOK VALUE	PERIOD-END INTEREST ACCRL	MARKET VALUE	UNREALIZED GAIN/LOSS
154893	3136G1ET2	779	FNMA STEP UP	3/6/2013	3/6/2016	12/6/2014	1.000%	1.008%	1,900,000	1,899,763.37	1,319.44	1,887,137.00	(12,626.37)
<b>779 Total</b>									<b>51,195,600</b>	<b>51,177,330.94</b>	<b>15,566.10</b>	<b>51,130,336.23</b>	<b>(54,555.27)</b>
151213	825252869	796	AIM MONEY MARKET - D	3/1/2012	10/1/2014		0.010%	0.010%	64,600	64,600.00	0.01	64,600.00	0.00
<b>796 Total</b>									<b>64,600</b>	<b>64,600.00</b>	<b>0.01</b>	<b>64,600.00</b>	<b>0.00</b>
151214	825252869	1010	AIM MONEY MARKET - D	3/1/2012	10/1/2014		0.010%	0.010%	439,100	439,100.00	3.02	439,100.00	0.00
160711	313385L53	1010	FHLB D N	9/26/2014	10/22/2014		0.005%	0.005%	7,500,200	7,500,172.92	5.21	7,500,156.25	(21.88)
<b>1010 Total</b>									<b>7,939,300</b>	<b>7,939,272.92</b>	<b>8.23</b>	<b>7,939,256.25</b>	<b>(21.88)</b>
151229	316175108	1022	FIDELITY GOVT FUND -	3/1/2012	10/1/2014		0.010%	0.010%	0	0.00	0.01	0.00	0.00
<b>1022 Total</b>									<b>0</b>	<b>0.00</b>	<b>0.01</b>	<b>0.00</b>	<b>0.00</b>
154380	316175108	1047	FIDELITY GOVT FUND -	12/27/2012	10/1/2014		0.010%	0.010%	0	0.00	0.00	0.00	0.00
160423	313397L74	1047	FHLMC D N	8/29/2014	10/24/2014		0.045%	0.044%	5,500	5,499.62	0.22	5,499.96	0.12
160716	313313M39	1047	FFCB D N	9/26/2014	10/28/2014		0.005%	0.005%	152,400	152,399.32	0.11	152,398.86	(0.57)
158735	313385T30	1047	FHLB D N	3/13/2014	12/15/2014		0.120%	0.120%	819,000	818,243.79	551.46	818,982.94	187.69
158736	313384AB5	1047	FHLB D N	3/13/2014	1/2/2015		0.085%	0.085%	5,600,000	5,596,099.44	2,670.89	5,599,710.67	940.34
160584	313588AB1	1047	FNMA D N	9/16/2014	12/2/2015		0.055%	0.055%	278,300	278,254.08	6.38	278,285.62	25.16
159505	313312DE7	1047	FFCB D N	6/3/2014	3/18/2015		0.090%	0.090%	4,209,000	4,205,969.52	1,262.70	4,208,607.16	1,374.94
159277	3130A1UX4	1047	FHLB - BULLET	5/7/2014	5/1/2015		0.125%	0.125%	4,715,000	4,715,098.23	2,455.73	4,714,104.15	(895.85)
158481	3133EDFC1	1047	FFCB - BULLET	2/20/2014	8/14/2015		0.200%	0.220%	5,430,000	5,428,901.93	1,417.83	5,429,511.30	609.37
<b>1047 Total</b>									<b>21,209,200</b>	<b>21,200,465.93</b>	<b>8,365.32</b>	<b>21,207,100.66</b>	<b>2,241.20</b>
151230	316175108	1048	FIDELITY GOVT FUND -	3/1/2012	10/1/2014		0.010%	0.010%	100	100.00	0.01	100.00	0.00
160589	313385K62	1048	FHLB D N	9/16/2014	10/15/2014		0.020%	0.020%	754,600	754,587.84	6.29	754,597.07	2.94
160606	313588BT1	1048	FNMA D N	9/17/2014	2/11/2015		0.065%	0.065%	20,700	20,694.51	0.52	20,698.47	3.44
160651	313312LN8	1048	FFCB D N	9/22/2014	10/1/2015		0.170%	0.170%	11,100	11,081.50	0.47	11,084.13	2.16
160671	313312LN8	1048	FFCB D N	9/24/2014	9/10/2015		0.170%	0.170%	659,000	657,907.71	21.78	658,057.63	128.14
160673	313384LT4	1048	FHLB D N	9/24/2014	9/15/2015		0.170%	0.170%	897,000	895,492.04	29.65	895,699.35	177.66
152187	3134G3XH8	1048	FHLMC C I	6/28/2012	6/28/2015	12/28/2014	1.125%	1.125%	1,120,000	1,120,000.00	3,255.00	1,118,835.20	(1,164.80)
153267	3133802C0	1048	FHLB C I	9/13/2012	7/26/2017	10/3/2014	1.050%	1.050%	4,000,000	4,000,000.00	7,583.33	3,991,480.00	(8,520.00)
154395	3133ECA95	1048	FFCB C I	12/28/2012	9/18/2017	10/3/2014	0.790%	0.833%	2,838,000	2,834,396.98	809.62	2,810,925.48	(23,471.50)
154398	3135G0TD5	1048	FNMA C I	12/31/2012	12/28/2017	12/28/2014	1.000%	1.000%	2,232,000	2,232,000.00	5,766.00	2,191,846.32	(40,153.68)
156092	3134G46D5	1048	FHLMC C I	6/12/2013	6/12/2018	12/12/2014	1.200%	1.221%	3,026,000	3,023,580.53	10,994.47	2,995,800.52	(27,780.01)
<b>1048 Total</b>									<b>15,558,500</b>	<b>15,549,841.11</b>	<b>28,467.14</b>	<b>15,449,124.17</b>	<b>(100,775.65)</b>
151231	316175108	1049	FIDELITY GOVT FUND -	3/1/2012	10/1/2014		0.010%	0.010%	8,886,700	8,886,700.00	-0.01	8,886,700.00	0.00
160469	313589H89	1049	FNMA D N	9/4/2014	10/1/2014		0.040%	0.040%	2,970,400	2,970,310.89	89.11	2,970,400.00	0.00
160668	313385J72	1049	FHLB D N	9/24/2014	10/8/2014		0.003%	0.003%	6,313,300	6,313,292.63	3.69	6,313,287.72	(8.60)
160580	313385K62	1049	FHLB D N	9/16/2014	10/15/2014		0.020%	0.020%	29,400	29,399.53	0.24	29,399.89	0.12
160581	313589K69	1049	FNMA D N	9/16/2014	10/15/2014		0.015%	0.015%	3,678,000	3,677,955.56	22.99	3,677,985.70	7.15
160726	313589K69	1049	FNMA D N	9/29/2014	10/15/2014		0.010%	0.010%	2,160,000	2,159,990.40	1.20	2,159,991.60	0.00
160734	313397L33	1049	FHLMC D N	9/29/2014	10/20/2014		0.005%	0.005%	2,000,000	1,999,994.17	0.56	1,999,989.44	(5.29)
160712	313385L53	1049	FHLB D N	9/26/2014	10/22/2014		0.005%	0.005%	600,000	599,997.83	0.42	599,996.50	(1.75)
160717	313313M39	1049	FFCB D N	9/26/2014	10/28/2014		0.005%	0.005%	6,000,000	5,999,973.33	4.17	5,999,955.00	(22.50)
160681	313385M45	1049	FHLB D N	9/25/2014	10/29/2014		0.010%	0.010%	2,000,000	1,999,981.11	3.33	1,999,984.44	0.00
160684	313385N36	1049	FHLB D N	9/25/2014	11/5/2014		0.010%	0.010%	3,400,000	3,399,961.28	5.67	3,399,966.94	(0.01)
160743	313385P26	1049	FHLB D N	9/30/2014	11/12/2014		0.020%	0.020%	5,000,000	4,999,880.56	2.78	4,999,941.67	58.33
<b>1049 Total</b>									<b>43,037,800</b>	<b>43,037,437.29</b>	<b>134.15</b>	<b>43,037,598.90</b>	<b>27.45</b>
151232	316175108	1053	FIDELITY GOVT FUND -	3/1/2012	10/1/2014		0.010%	0.010%	7,225,500	7,225,500.00	0.01	7,225,500.00	0.00
160196	313589H89	1053	FNMA D N	8/13/2014	10/1/2014		0.060%	0.060%	2,981,000	2,980,756.55	243.45	2,981,000.00	0.00
160470	313589H89	1053	FNMA D N	9/4/2014	10/1/2014		0.040%	0.040%	804,600	804,575.86	24.14	804,600.00	0.00
160450	313385J72	1053	FHLB D N	9/3/2014	10/8/2014		0.050%	0.050%	1,000,000	999,951.39	38.89	999,988.06	7.78
160451	313385J72	1053	FHLB D N	9/3/2014	10/8/2014		0.050%	0.050%	2,000,000	1,999,902.78	77.78	1,999,996.11	15.55
160669	313385J72	1053	FHLB D N	9/24/2014	10/8/2014		0.003%	0.003%	2,504,700	2,504,697.08	1.46	2,504,695.13	(3.41)
160347	313385K62	1053	FHLB D N	8/26/2014	10/15/2014		0.040%	0.040%	1,547,000	1,546,914.06	61.88	1,546,993.98	18.04
160567	313385K62	1053	FHLB D N	9/15/2014	10/15/2014		0.030%	0.030%	6,595,000	6,594,835.13	87.93	6,594,974.35	51.29
160727	313589K69	1053	FNMA D N	9/29/2014	10/15/2014		0.010%	0.010%	3,772,300	3,772,283.23	2.10	3,772,285.33	0.00
160730	313385K88	1053	FHLB D N	9/29/2014	10/17/2014		0.010%	0.010%	292,200	292,198.54	0.16	292,198.70	0.00
160643	313397L33	1053	FHLMC D N	9/22/2014	10/20/2014		0.010%	0.010%	1,000,000	999,992.22	2.50	999,994.72	0.00
160735	313397L33	1053	FHLMC D N	9/29/2014	10/20/2014		0.005%	0.005%	3,500,000	3,499,989.79	0.97	3,499,981.53	(9.23)

**MIAMI-DADE COUNTY**  
**REPORT WRITER**  
**AS OF DATE: September 30, 2014**  
**SORTING ORDER: FUND ICC#**

INVSMT NUMBER	CUSIP NUMBER	FUND NUMBER	DESCRIPTION	PURCHASE SET DATE	MATURITY DATE	CALL DATE	INTEREST RATE	YTM TRADING	SCHEDULED PAR VALUE	CURRENT BOOK VALUE	PERIOD-END INTEREST ACCRL	MARKET VALUE	UNREALIZED GAIN/LOSS
160736	313397L33	1053	FHLMC D N	9/29/2014	10/20/2014		0.030%	0.030%	920,000	919,983.90	1.53	919,995.14	9.71
160569	313385L53	1053	FHLB D N	9/15/2014	10/22/2014		0.030%	0.030%	900,000	899,972.25	12.00	899,994.75	10.50
160680	313385L53	1053	FHLB D N	9/25/2014	10/22/2014		0.010%	0.010%	1,050,000	1,049,992.13	1.75	1,049,993.88	(0.01)
160713	313385L53	1053	FHLB D N	9/26/2014	10/22/2014		0.005%	0.005%	648,800	648,797.66	0.45	648,796.22	(1.89)
160645	313385L79	1053	FHLB D N	9/22/2014	10/24/2014		0.010%	0.010%	3,100,000	3,099,972.44	7.75	3,099,980.19	0.00
160718	313313M39	1053	FFCB D N	9/26/2014	10/28/2014		0.005%	0.005%	4,847,600	4,847,578.46	3.37	4,847,563.64	(18.19)
160689	313589M42	1053	FNMA D N	9/25/2014	10/29/2014		0.010%	0.010%	1,500,000	1,499,985.83	2.50	1,499,988.33	0.00
160744	313385P26	1053	FHLB D N	9/30/2014	11/12/2014		0.020%	0.020%	5,000,000	4,999,880.56	2.78	4,999,941.67	58.33
160737	313385P91	1053	FHLB D N	9/29/2014	11/19/2014		0.020%	0.020%	1,200,000	1,199,966.00	1.33	1,199,983.67	16.34
<b>1053 Total</b>									<b>52,388,700</b>	<b>52,387,725.86</b>	<b>574.73</b>	<b>52,388,455.40</b>	<b>154.81</b>
151233	316175108	1055	FIDELITY GOVT FUND -	3/1/2012	10/1/2014		0.010%	0.010%	192,700	192,700.00	-0.63	192,700.00	0.00
<b>1055 Total</b>									<b>192,700</b>	<b>192,700.00</b>	<b>-0.63</b>	<b>192,700.00</b>	<b>0.00</b>
151234	316175108	1056	FIDELITY GOVT FUND -	3/1/2012	10/1/2014		0.010%	0.010%	1,548,499	1,548,499.00	-1.60	1,548,499.00	0.00
160742	313313H84	1056	FFCB D N	9/30/2014	10/1/2014		0.010%	0.010%	362,100	362,099.90	0.10	362,100.00	0.00
<b>1056 Total</b>									<b>1,910,599</b>	<b>1,910,598.90</b>	<b>-1.50</b>	<b>1,910,599.00</b>	<b>0.00</b>
154399	316175108	1057	FIDELITY GOVT FUND -	12/14/2012	10/1/2014		0.010%	0.010%	0	0.00	-0.01	0.00	0.00
<b>1057 Total</b>									<b>0</b>	<b>0.00</b>	<b>-0.01</b>	<b>0.00</b>	<b>0.00</b>
158901	316175108	1058	FIDELITY GOVT FUND -	4/2/2014	10/1/2014		0.010%	0.010%	96,600	96,600.00	-0.01	96,600.00	0.00
<b>1058 Total</b>									<b>96,600</b>	<b>96,600.00</b>	<b>-0.01</b>	<b>96,600.00</b>	<b>0.00</b>
<b>Grand Total</b>									<b>3,515,555,712</b>	<b>3,513,601,201.89</b>	<b>2,951,716.50</b>	<b>3,511,128,121.03</b>	<b>(3,181,283.94)</b>