



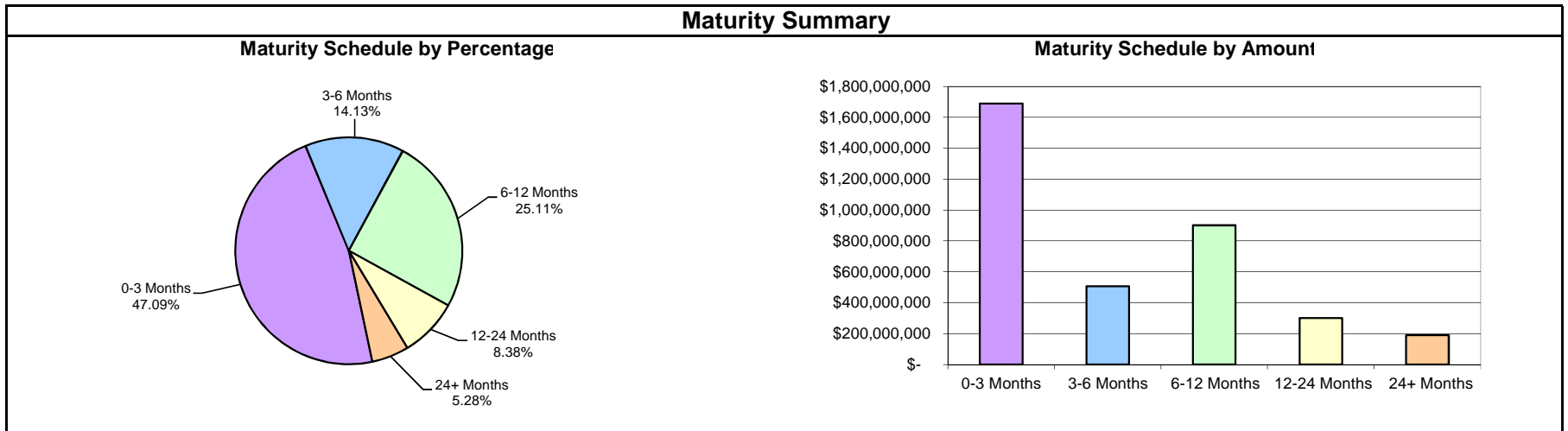
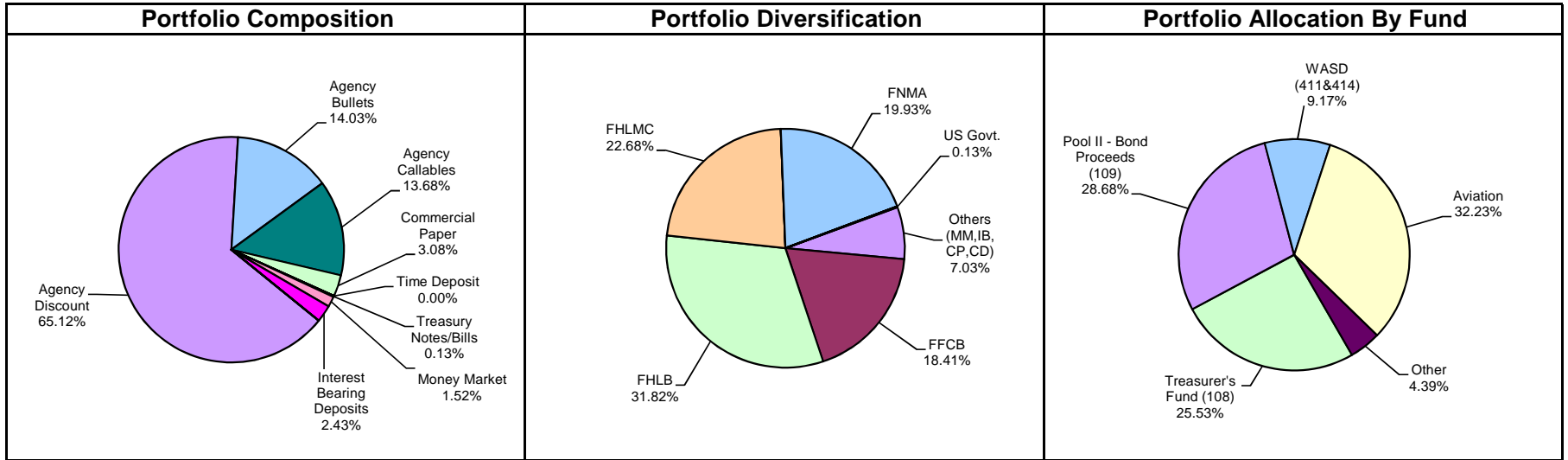
Monthly Summary Investment Report

For the Period Ended

September 30, 2015



Miami-Dade County Total Portfolio Summary September 30, 2015



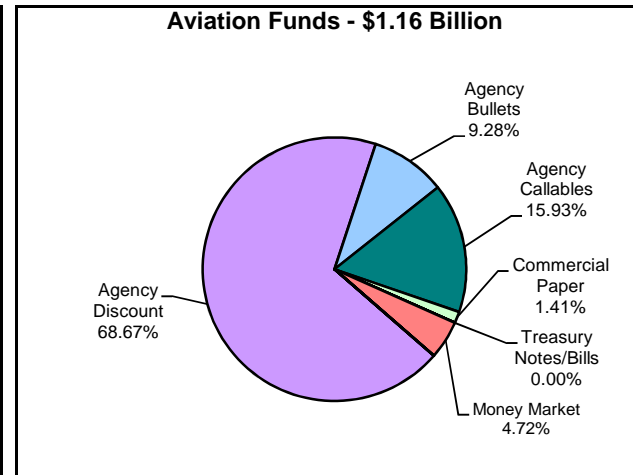
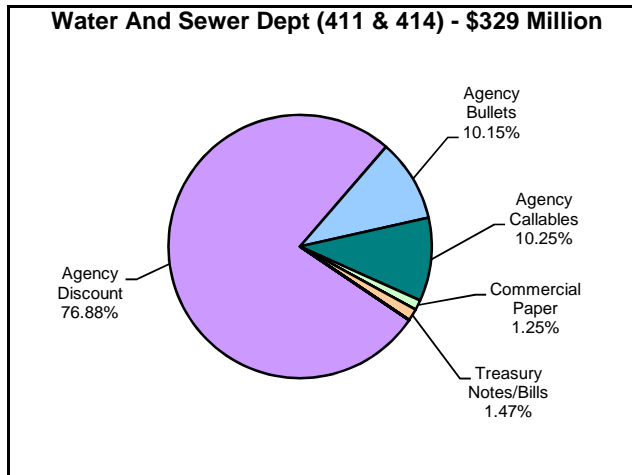
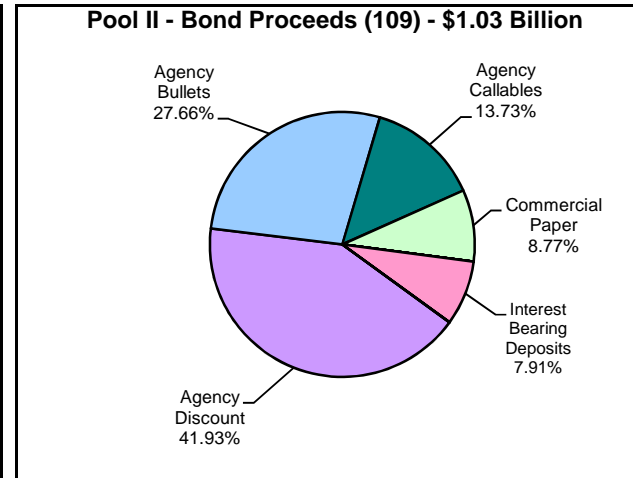
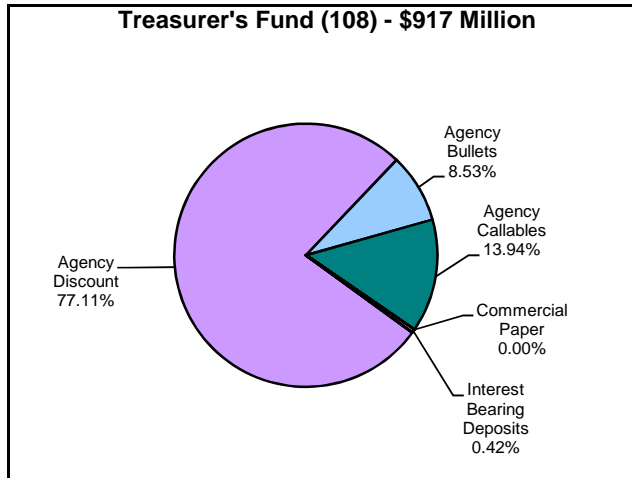
**Miami-Dade County
Summary Statement
September 30, 2015**

Portfolio Summary					
	Current 9/30/2015	Previous Month 8/31/2015	Change from Prior Month	Prior Quarter 6/30/2015	Change from Prior Quarter
Par Value	\$ 3,594,179,397.45	\$ 3,654,981,547.07	\$ (60,802,149.62)	\$ 3,646,028,107.06	\$ (51,848,709.61)
Book Value	\$ 3,591,858,804.63	\$ 3,652,795,141.79	\$ (60,936,337.16)	\$ 3,643,896,116.59	\$ (52,037,311.96)
Market Value	\$ 3,593,620,422.26	\$ 3,653,019,171.08	\$ (59,398,748.82)	\$ 3,644,832,112.69	\$ (51,211,690.43)
Market Value as a % of Book Value	100.05%	100.01%	0.04%	100.03%	0.02%
Accrued Interest	\$ 3,325,789.97	\$ 3,667,183.34	\$ (341,393.37)	\$ 3,223,173.87	\$ 102,616.10
Total Value (Market Value+ Accrued Interest)	\$ 3,596,946,212.23	\$ 3,656,686,354.42	\$ (59,740,142.19)	\$ 3,648,055,286.56	\$ (51,109,074.33)
Interest Earned (Current Month)	\$ 1,109,189.58	\$ 1,119,275.93	\$ (10,086.35)	\$ 1,090,234.72	\$ 18,954.86
Interest Earned Fiscal YTD (10/1 - 9/30)	\$ 12,768,974.63	\$ 11,659,785.04	\$ 1,109,189.59	\$ 9,428,470.41	\$ 3,340,504.22
Unrealized Gain (Loss)	\$ 1,761,617.63	\$ 224,029.29	\$ 1,537,588.34	\$ 935,996.10	\$ 825,621.53
Weighted Average Days to Maturity	195.35	200.9	-5.5	231.1	-35.8
Weighted Average Days to Call	121.7	124.8	-3.1	141.2	-19.5
Yield to Maturity	0.36%	0.36%	0.00%	0.36%	0.00%
Earned Income Yield for Period	0.37%	0.36%	0.01%	0.37%	0.01%
Earned Income Yield for Year to Date	0.36%	0.36%	0.00%	0.36%	0.00%

Yield Maturity Breakdown	Policy Compliance															
	Security Type	% Limit	Current %	Result												
<table border="1"> <caption>Yield Maturity Breakdown Data</caption> <thead> <tr> <th>Term</th> <th>Yield</th> </tr> </thead> <tbody> <tr> <td>0-3 Months</td> <td>0.16%</td> </tr> <tr> <td>3-6 Months</td> <td>0.31%</td> </tr> <tr> <td>6-12 Months</td> <td>0.39%</td> </tr> <tr> <td>12-24 Months</td> <td>0.86%</td> </tr> <tr> <td>24-36 Months</td> <td>1.28%</td> </tr> </tbody> </table>	Term	Yield	0-3 Months	0.16%	3-6 Months	0.31%	6-12 Months	0.39%	12-24 Months	0.86%	24-36 Months	1.28%	Treasuries	100%	0.14%	PASS
	Term	Yield														
	0-3 Months	0.16%														
	3-6 Months	0.31%														
	6-12 Months	0.39%														
12-24 Months	0.86%															
24-36 Months	1.28%															
Agencies	100%	79.15%	PASS													
Agency Callables	25%	13.68%	PASS													
Commercial Paper	50%	3.08%	PASS													
-CP Single Issuer Max	5%	2.54%	PASS													
Banker's Acceptance	25%	0.00%	PASS													
Time Deposits	20%	0.00%	PASS													
SBA/Investment Pools	50%	0.00%	PASS													
Money Market Funds	30%	1.52%	PASS													
Interest Bearing Deposit	20%	2.43%	PASS													
Open/Closed End Funds	5%	0.00%	PASS													

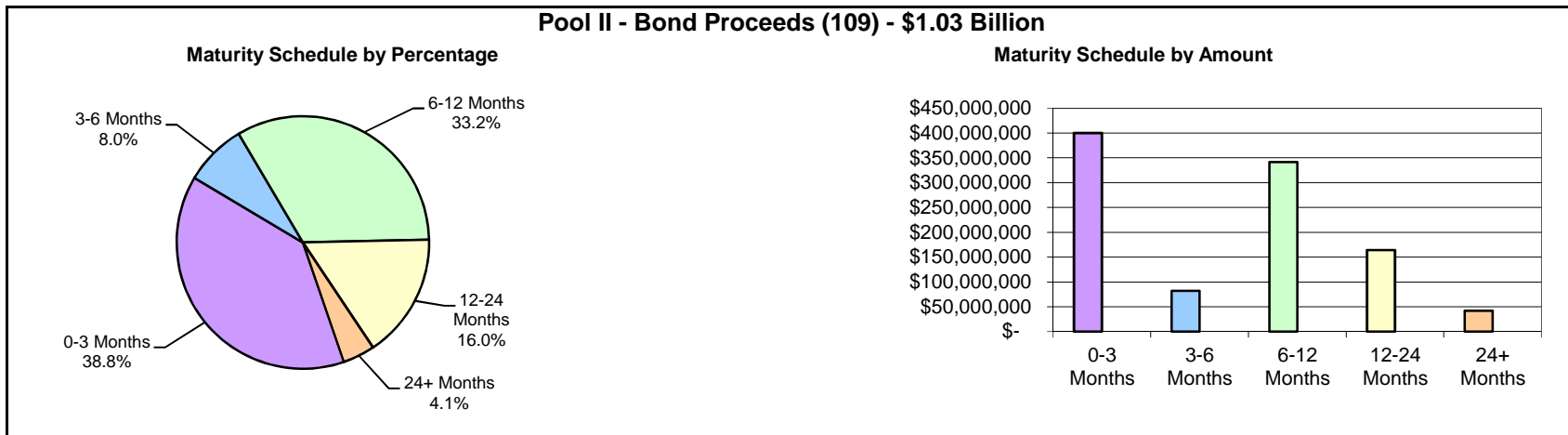

Note: The County currently holds \$912 million in cash deposits with Wells Fargo Bank due to a high earnings credit rate of 0.30%. These balances offset the cost of banking services. They are not included in the investment portfolio data presented here.

Miami-Dade County Portfolio Composition September 30, 2015

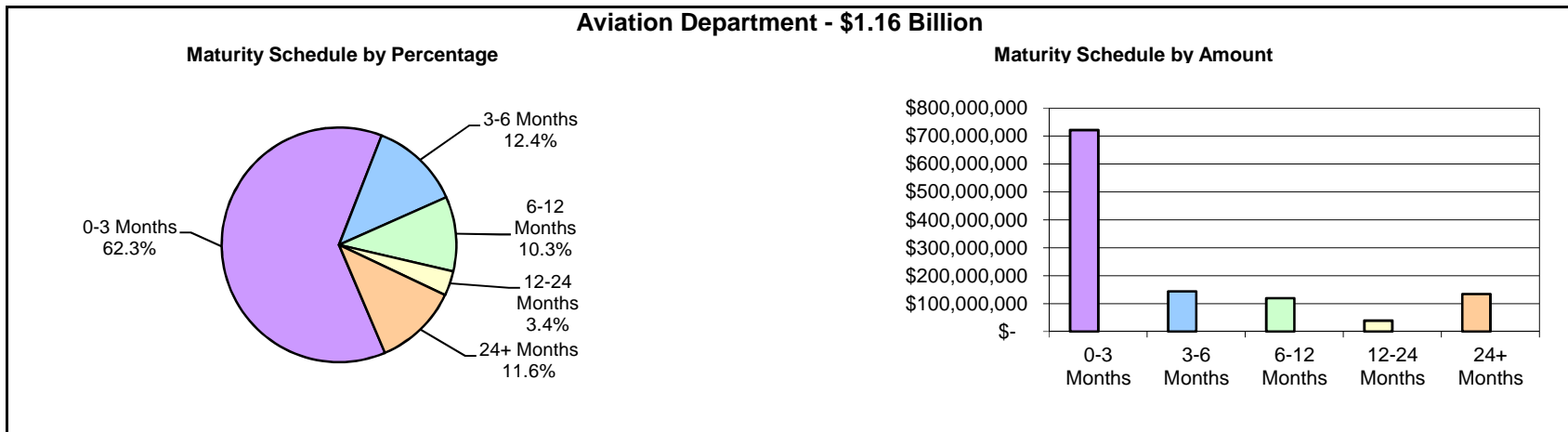
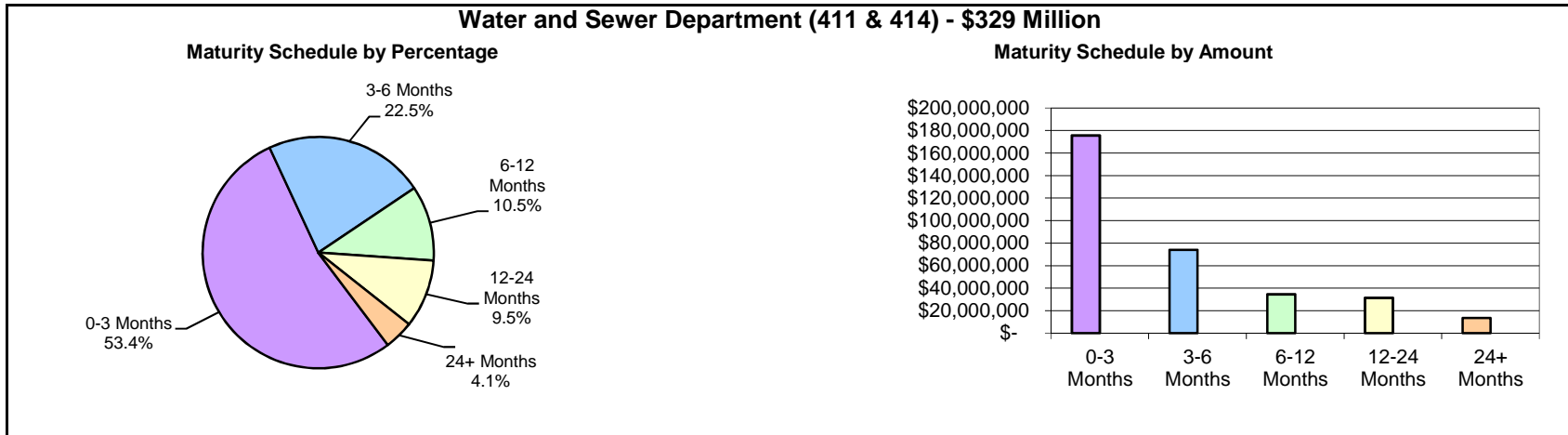


Note: Graphs above do not include miscellaneous funds totaling \$158 million and representing 4.4% of the portfolio.

Miami-Dade County Maturity Breakdown September 30, 2015

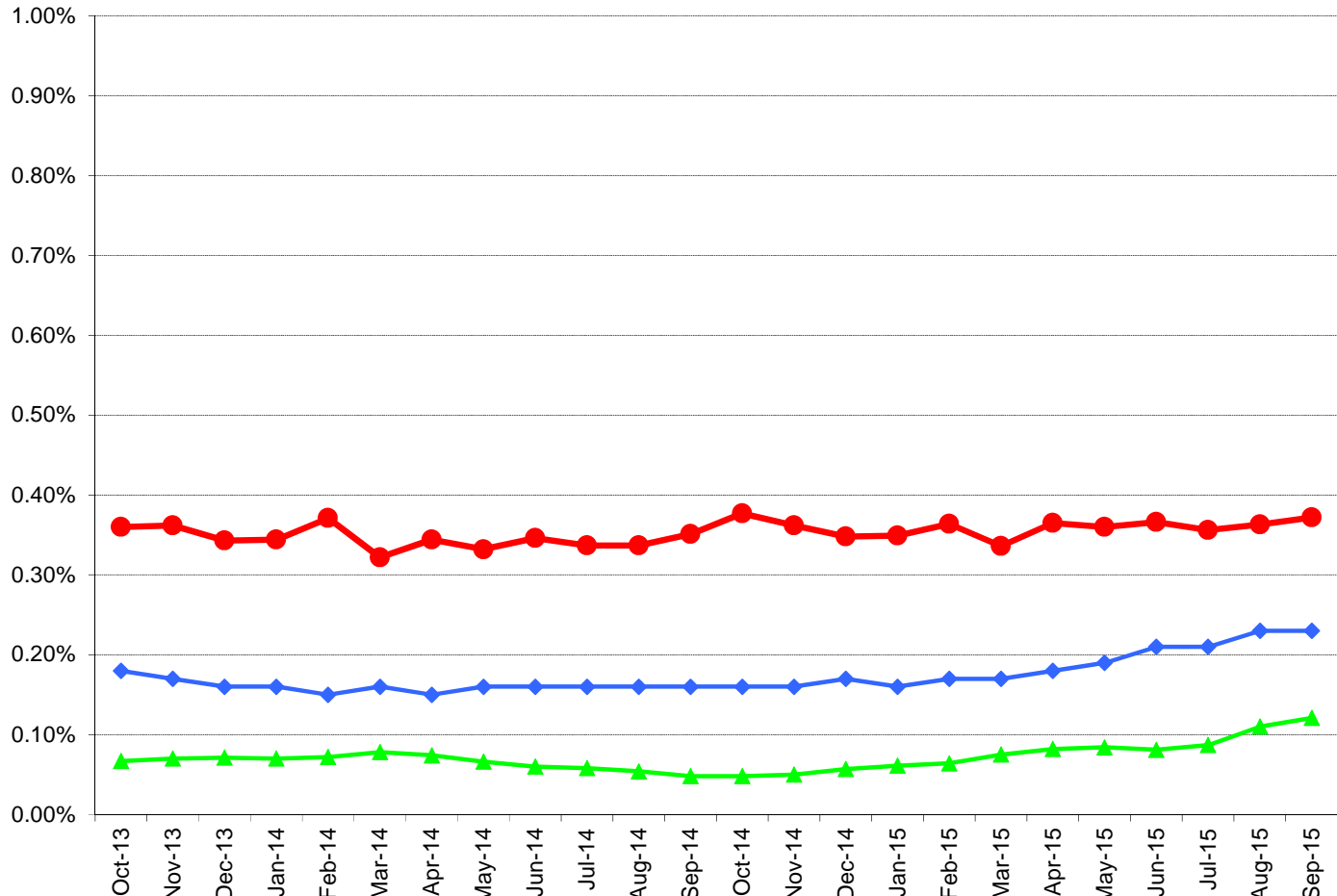


Miami-Dade County Maturity Breakdown September 30, 2015



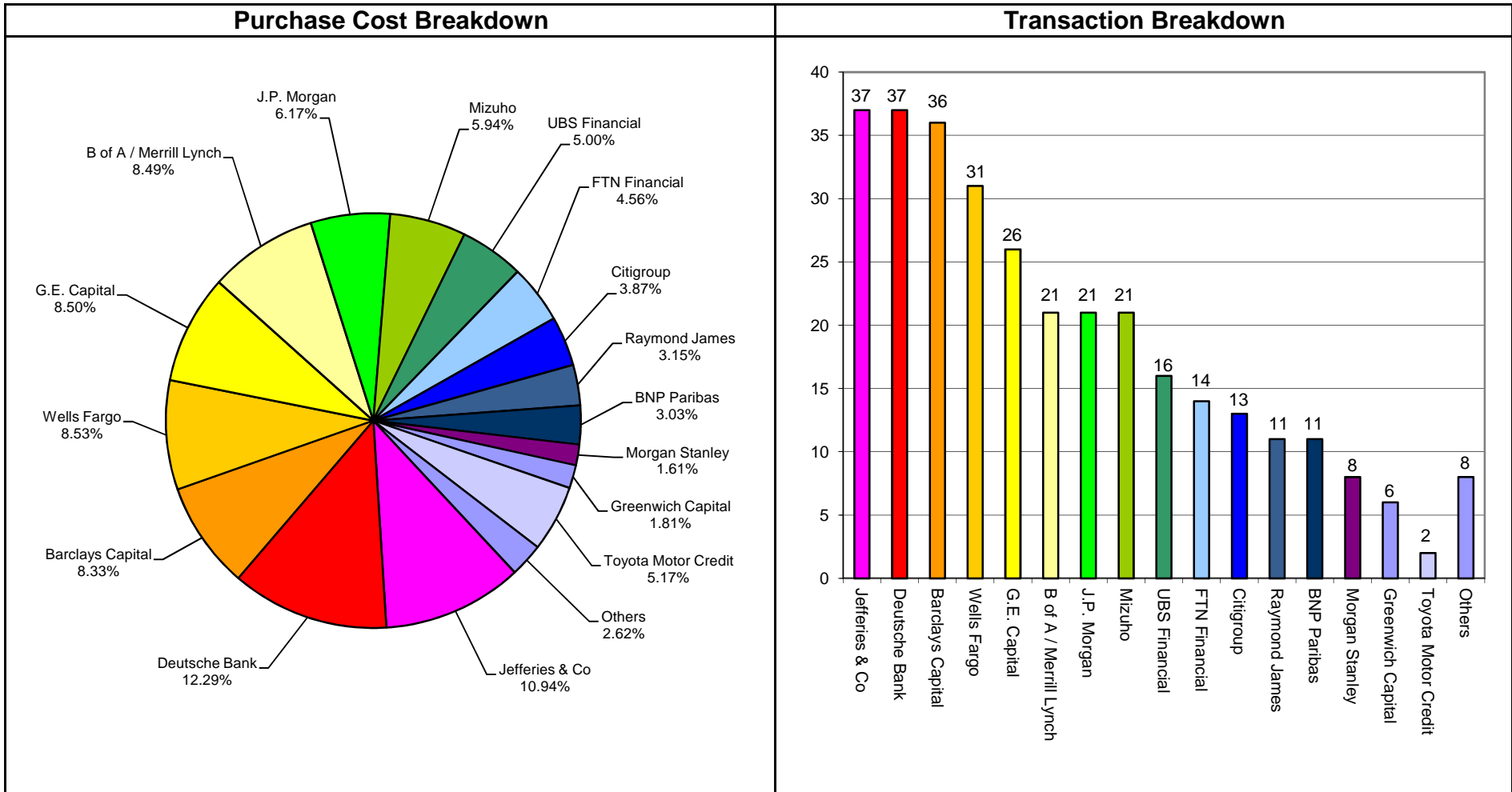
Note: Graphs above do not include miscellaneous funds totaling \$158 million and representing 4.4% of the portfolio.

Miami-Dade County Benchmark Comparisons September 30, 2015



	Oct-13	Nov-13	Dec-13	Jan-14	Feb-14	Mar-14	Apr-14	May-14	Jun-14	Jul-14	Aug-14	Sep-14	Oct-14	Nov-14	Dec-14	Jan-15	Feb-15	Mar-15	Apr-15	May-15	Jun-15	Jul-15	Aug-15	Sep-15
—●— Miami-Dade - Earned Income Yield	0.36%	0.36%	0.34%	0.34%	0.37%	0.32%	0.34%	0.33%	0.35%	0.34%	0.34%	0.35%	0.38%	0.36%	0.35%	0.35%	0.36%	0.34%	0.37%	0.36%	0.37%	0.36%	0.36%	0.37%
—◆— Monthly Avg - Florida SBA Pool	0.18%	0.17%	0.16%	0.16%	0.15%	0.16%	0.15%	0.16%	0.16%	0.16%	0.16%	0.16%	0.16%	0.16%	0.17%	0.16%	0.17%	0.17%	0.18%	0.19%	0.21%	0.21%	0.23%	0.23%
—▲— 6-Month Avg of 6-Mo T-Bill	0.07%	0.07%	0.07%	0.07%	0.07%	0.08%	0.07%	0.07%	0.06%	0.06%	0.05%	0.05%	0.05%	0.05%	0.06%	0.06%	0.06%	0.08%	0.08%	0.08%	0.08%	0.09%	0.11%	0.12%

Miami-Dade County Broker Purchase Distribution September 30, 2015





Detail Security Holdings Report

For the Period Ended

September 30, 2015



MIAMI-DADE COUNTY
REPORT WRITER
AS OF DATE: September 30, 2015
SORTING ORDER: FUND ICC#

INVSMT NUMBER	CUSIP NUMBER	FUND NUMBER	DESCRIPTION	PURCHASE SET DATE	MATURITY DATE	CALL DATE	INTEREST RATE	YTM TRADING	SCHEDULED PAR VALUE	CURRENT BOOK VALUE	PERIOD-END INTEREST ACCRL	MARKET VALUE	UNREALIZED GAIN/LOSS
162714	313384MK2	108	FHLB D N	4/29/2015	10/1/2015		0.070%	0.070%	10,000,000	9,996,986.10	3,013.90	10,000,000.00	0.00
161163	313396MK6	108	FHLMC D N	11/12/2014	10/1/2015		0.120%	0.120%	10,000,000	9,989,233.33	10,766.67	10,000,000.00	0.00
162285	313396MK6	108	FHLMC D N	3/6/2015	10/1/2015		0.120%	0.120%	10,000,000	9,993,033.30	6,966.70	10,000,000.00	0.00
162286	313396MK6	108	FHLMC D N	3/6/2015	10/1/2015		0.120%	0.120%	8,000,000	7,994,426.67	5,573.33	8,000,000.00	0.00
160901	313588MK8	108	FNMA D N	10/16/2014	10/1/2015		0.150%	0.150%	10,000,000	9,985,416.67	14,583.33	10,000,000.00	0.00
162362	313588MK8	108	FNMA D N	3/17/2015	10/1/2015		0.160%	0.160%	25,000,000	24,978,000.00	22,000.00	25,000,000.00	0.00
162373	313588MK8	108	FNMA D N	3/18/2015	10/1/2015		0.170%	0.170%	10,000,000	9,990,697.22	9,302.78	10,000,000.00	0.00
151194	WACHOVMM7	108	WACHOVIA MMKT LOC SB	3/1/2012	10/1/2015		0.020%	0.020%	3,887,051	3,887,051.35	0.00	3,887,051.35	0.00
151195	WACHOVIA8	108	WACHOVIA INT BEARING	3/1/2012	10/1/2015		0.019%	0.019%	0	0.00	64.49	0.00	0.00
161666	313312MP2	108	FFCB D N	12/30/2014	10/5/2015		0.260%	0.261%	3,000,000	2,993,955.00	5,958.33	2,999,986.67	73.34
161413	313396MZ3	108	FHLMC D N	12/9/2014	10/15/2015		0.185%	0.185%	2,000,000	1,996,813.89	3,042.22	1,999,968.89	112.78
161506	313312ND8	108	FFCB D N	12/16/2014	10/19/2015		0.220%	0.220%	3,000,000	2,994,371.67	5,298.33	2,999,940.00	270.00
162374	313312ND8	108	FFCB D N	3/18/2015	10/19/2015		0.190%	0.190%	4,000,000	3,995,461.11	4,158.89	3,999,920.00	300.00
145973	31398A4M1	108	FNMA - BULLET	3/8/2011	10/26/2015		1.625%	2.221%	12,000,000	11,966,330.54	83,958.33	12,012,000.00	45,669.46
161314	313396NU3	108	FHLMC D N	11/26/2014	11/3/2015		0.190%	0.190%	3,000,000	2,994,585.00	4,892.50	2,999,890.00	412.50
162253	313396NV1	108	FHLMC D N	3/4/2015	11/4/2015		0.160%	0.160%	5,000,000	4,994,555.56	4,688.89	4,999,811.11	566.66
161194	313312NX4	108	FFCB D N	11/13/2014	11/6/2015		0.170%	0.170%	5,000,000	4,991,547.22	7,602.78	4,999,800.00	650.00
162375	313312PA2	108	FFCB D N	3/18/2015	11/9/2015		0.220%	0.220%	10,000,000	9,985,577.78	12,038.89	9,999,566.67	1,950.00
162240	313396PD9	108	FHLMC D N	3/2/2015	11/12/2015		0.155%	0.155%	10,000,000	9,989,020.83	9,170.84	9,999,533.33	1,341.66
162420	313396PH0	108	FHLMC D N	3/20/2015	11/16/2015		0.175%	0.175%	5,000,000	4,994,142.36	4,739.58	4,999,744.44	862.50
162439	313396PK3	108	FHLMC D N	3/23/2015	11/18/2015		0.180%	0.180%	15,000,000	14,982,000.00	14,400.00	14,999,200.00	2,800.00
161306	313384PM5	108	FHLB D N	11/25/2014	11/20/2015		0.190%	0.190%	5,000,000	4,990,500.00	8,180.56	4,999,722.22	1,041.66
162269	313396PQ0	108	FHLMC D N	3/5/2015	11/23/2015		0.175%	0.175%	3,951,000	3,945,948.76	4,033.31	3,950,767.33	785.26
161420	313384PY9	108	FHLB D N	12/10/2014	12/1/2015		0.250%	0.251%	1,500,000	1,496,291.67	3,072.91	1,499,796.67	432.09
162421	313396PY3	108	FHLMC D N	3/20/2015	12/1/2015		0.190%	0.190%	5,000,000	4,993,244.44	5,145.84	4,999,322.22	931.94
157788	3133EDB84	108	FFCB - BULLET	12/3/2013	12/3/2015		0.300%	0.300%	3,000,000	3,000,000.00	2,950.00	3,001,020.00	1,020.00
161559	313396QE6	108	FHLMC D N	12/18/2014	12/7/2015		0.280%	0.281%	1,000,000	997,246.67	2,232.22	999,851.11	372.22
162489	313384QF9	108	FHLB D N	3/30/2015	12/8/2015		0.160%	0.160%	5,300,000	5,294,040.44	4,357.78	5,299,199.11	800.89
161508	313396QM8	108	FHLMC D N	12/16/2014	12/14/2015		0.280%	0.281%	5,000,000	4,985,883.33	11,238.89	4,999,177.78	2,055.56
161606	3136G16M6	108	FNMA STEP UP	12/20/2014	12/20/2015	12/20/2015	0.700%	0.700%	3,600,000	3,600,000.00	7,070.00	3,603,060.00	3,060.00
162438	313312QW3	108	FFCB D N	3/23/2015	12/23/2015		0.230%	0.230%	15,000,000	14,973,645.83	18,400.00	14,997,233.33	5,187.50
161651	3136G1AA7	108	FNMA STEP UP	12/26/2014	12/26/2014	12/26/2015	0.875%	0.875%	4,000,000	4,000,000.00	9,236.11	4,003,000.00	3,000.00
154172	3136G14Y2	108	FNMA STEP UP	12/27/2012	12/27/2015	12/27/2015	0.750%	0.750%	2,150,000	2,150,000.00	4,210.42	2,152,881.00	2,881.00
159756	3136G16J3	108	FNMA STEP UP	6/27/2014	12/27/2015	12/27/2015	0.800%	0.800%	5,000,000	5,000,000.00	10,444.44	5,005,500.00	5,500.00
161654	3136G16W4	108	FNMA STEP UP	12/27/2014	12/27/2015	12/27/2015	0.750%	0.750%	5,000,000	5,000,000.00	9,791.67	5,004,550.00	4,550.00
161657	3136G16Z7	108	FNMA STEP UP	12/27/2014	12/27/2015	12/27/2015	0.700%	0.700%	3,500,000	3,500,000.00	6,397.22	3,504,690.00	4,690.00
161658	3136G16Z7	108	FNMA STEP UP	12/27/2014	12/27/2015	12/27/2015	0.700%	0.700%	3,000,000	3,000,000.00	5,483.33	3,004,020.00	4,020.00
161659	3136G16V6	108	FNMA STEP UP	12/27/2014	12/27/2015	12/27/2015	0.800%	0.800%	5,000,000	5,000,000.00	10,444.44	5,007,100.00	7,100.00
161667	313384RB7	108	FHLB D N	12/30/2014	12/28/2015		0.270%	0.271%	1,000,000	997,277.50	2,062.50	999,804.44	464.44
162594	313384RJ0	108	FHLB D N	4/13/2015	1/4/2016		0.205%	0.205%	5,000,000	4,992,426.39	4,868.75	4,998,416.67	1,121.53
162488	313396RJ4	108	FHLMC D N	3/30/2015	1/4/2016		0.230%	0.230%	6,000,000	5,989,266.67	7,091.66	5,998,100.00	1,741.67
162444	313588RJ6	108	FNMA D N	3/25/2015	1/4/2016		0.225%	0.225%	6,500,000	6,488,421.88	7,718.75	6,497,941.67	1,801.04
156412	3133ECTC8	108	FFCB - BULLET	6/28/2013	1/28/2016		0.640%	0.640%	1,000,000	1,000,000.00	1,120.00	1,001,820.00	1,820.00
162486	313312SK7	108	FFCB D N	3/30/2015	1/29/2016		0.250%	0.251%	10,000,000	9,978,819.44	12,847.22	9,995,333.33	3,666.67
155058	3136G1AQ2	108	FNMA STEP UP	2/27/2013	1/30/2016	10/30/2015	0.700%	0.769%	5,000,000	4,998,284.91	5,930.56	5,002,150.00	3,865.09
155134	3133ECE91	108	FFCB - BULLET	3/6/2013	2/1/2016		0.400%	0.400%	2,000,000	2,000,000.00	1,333.33	2,001,040.00	1,040.00
162163	313384SS9	108	FHLB D N	2/20/2015	2/5/2016		0.270%	0.271%	1,054,000	1,051,233.25	1,762.82	1,053,479.44	483.37
162454	313384SY6	108	FHLB D N	3/26/2015	2/1/2016		0.260%	0.261%	5,000,000	4,988,372.22	6,825.00	4,997,413.89	2,216.67
162487	313384SY6	108	FHLB D N	3/30/2015	2/1/2016		0.260%	0.261%	8,000,000	7,981,626.67	10,688.89	7,995,862.22	3,546.66
162514	313384SY6	108	FHLB D N	4/2/2015	2/1/2016		0.270%	0.271%	50,000,000	49,881,875.00	68,250.00	49,974,138.89	24,013.89
162593	313384SY6	108	FHLB D N	4/13/2015	2/1/2016		0.240%	0.240%	8,724,000	8,706,319.36	9,945.36	8,719,487.75	3,223.03
154807	313382B77	108	FHLB - BULLET	2/12/2013	2/12/2016		0.420%	0.437%	4,000,000	3,999,665.75	2,286.67	4,002,640.00	2,974.25
163657	3136G1C23	108	FNMA STEP UP	8/13/2015	2/13/2016	11/13/2015	0.900%	0.900%	3,900,000	3,900,000.00	4,680.00	3,902,223.00	2,223.00
162422	313588TL9	108	FNMA D N	3/20/2015	2/23/2016		0.230%	0.231%	863,000	861,125.37	1,075.16	862,513.36	312.83
151141	3133EAFB9	108	FFCB - BULLET	3/7/2012	2/24/2016		0.720%	0.720%	3,000,000	3,000,000.00	2,220.00	3,006,480.00	6,480.00

MIAMI-DADE COUNTY
REPORT WRITER
AS OF DATE: September 30, 2015
SORTING ORDER: FUND ICC#

INVSMT NUMBER	CUSIP NUMBER	FUND NUMBER	DESCRIPTION	PURCHASE SET DATE	MATURITY DATE	CALL DATE	INTEREST RATE	YTM TRADING	SCHEDULED PAR VALUE	CURRENT BOOK VALUE	PERIOD-END INTEREST ACCRL	MARKET VALUE	UNREALIZED GAIN/LOSS
154690	3136G1DA4	108	FNMA STEP UP	2/28/2013	2/28/2016	11/28/2015	1.000%	1.000%	5,000,000	5,000,000.00	4,583.33	5,004,350.00	4,350.00
162691	313384UD9	108	FHLB D N	4/24/2015	3/1/2016		0.240%	0.241%	7,000,000	6,984,973.33	7,466.67	6,994,645.00	2,205.00
162761	313312UG3	108	FFCB D N	5/4/2015	3/14/2016		0.230%	0.230%	20,000,000	19,959,750.00	19,166.67	19,984,416.67	5,500.00
162601	313396UJ0	108	FHLMC D N	4/15/2015	3/16/2016		0.215%	0.215%	5,000,000	4,989,966.67	5,046.53	4,996,056.94	1,043.74
162660	313396UJ0	108	FHLMC D N	4/21/2015	3/16/2016		0.220%	0.220%	10,000,000	9,979,833.33	9,961.11	9,992,113.89	2,319.45
162693	313396UJ0	108	FHLMC D N	4/24/2015	3/16/2016		0.260%	0.261%	415,000	414,019.91	479.55	414,672.73	173.27
162715	313396UJ0	108	FHLMC D N	4/29/2015	3/16/2016		0.250%	0.251%	7,688,000	7,670,808.79	8,275.27	7,681,937.16	2,853.10
155696	3133ECLQ5	108	FFCB - BULLET	4/24/2013	3/18/2016		0.350%	0.370%	3,000,000	2,999,702.60	379.17	3,002,490.00	2,787.40
162751	313396UP6	108	FHLMC D N	5/1/2015	3/21/2016		0.215%	0.215%	10,000,000	9,980,590.28	9,137.50	9,991,877.78	2,150.00
162445	313312US7	108	FFCB D N	3/25/2015	3/24/2016		0.310%	0.311%	5,000,000	4,984,284.72	8,180.56	4,995,868.06	3,402.78
162770	313312US7	108	FFCB D N	5/6/2015	3/24/2016		0.240%	0.241%	10,000,000	9,978,466.67	9,866.67	9,991,736.11	3,402.77
162692	313384US6	108	FHLB D N	4/24/2015	3/24/2016		0.255%	0.256%	2,000,000	1,995,254.17	2,266.67	1,998,347.22	826.38
162690	313384UX5	108	FHLB D N	4/24/2015	3/29/2016		0.255%	0.256%	4,000,000	3,990,366.67	4,533.33	3,995,600.00	700.00
162515	313384VA4	108	FHLB D N	4/2/2015	4/1/2016		0.270%	0.271%	33,000,000	32,909,662.50	45,045.00	32,963,095.00	8,387.50
162597	313396VA8	108	FHLMC D N	4/14/2015	4/1/2016		0.240%	0.241%	10,000,000	9,976,466.67	11,333.33	9,988,816.67	1,016.67
162954	313588VA0	108	FNMA D N	5/28/2015	4/1/2016		0.225%	0.225%	10,000,000	9,980,687.50	7,875.00	9,988,816.67	254.17
162977	313588VA0	108	FNMA D N	5/29/2015	4/1/2016		0.220%	0.220%	10,000,000	9,981,177.78	7,638.89	9,988,816.67	0.00
163374	313588VA0	108	FNMA D N	7/10/2015	4/1/2016		0.180%	0.180%	5,940,000	5,932,099.80	2,465.10	5,933,357.10	(1,207.80)
163640	313588VA0	108	FNMA D N	8/12/2015	4/1/2016		0.250%	0.250%	5,000,000	4,991,909.72	1,736.11	4,994,408.33	762.50
163654	313588VA0	108	FNMA D N	8/13/2015	4/1/2016		0.280%	0.281%	5,000,000	4,990,977.78	1,905.56	4,994,408.33	1,524.99
163696	313588VA0	108	FNMA D N	8/18/2015	4/1/2016		0.290%	0.291%	1,500,000	1,497,257.08	531.67	1,498,322.50	533.75
163722	313588VA0	108	FNMA D N	8/20/2015	4/1/2016		0.255%	0.255%	4,000,000	3,993,625.00	1,190.00	3,995,526.67	711.67
162542	313312VE7	108	FFCB D N	4/8/2015	4/5/2016		0.290%	0.291%	4,525,000	4,511,768.15	6,415.44	4,519,123.78	940.19
163158	313312VP2	108	FFCB D N	6/17/2015	4/14/2016		0.325%	0.326%	10,000,000	9,972,736.11	9,569.44	9,986,388.89	4,083.34
163274	313312VP2	108	FFCB D N	6/26/2015	4/14/2016		0.270%	0.271%	2,000,000	1,995,605.00	1,455.00	1,997,277.78	217.78
163585	313384VQ9	108	FHLB D N	8/5/2015	4/15/2016		0.300%	0.301%	5,000,000	4,989,416.67	2,375.00	4,993,980.56	2,188.89
162985	313588VT9	108	FNMA D N	6/1/2015	4/18/2016		0.235%	0.235%	5,000,000	4,989,490.28	3,981.94	4,993,888.89	416.67
162652	3136G1JW0	108	FNMA STEP UP	4/18/2015	4/18/2016	10/18/2015	1.125%	1.125%	5,000,000	5,000,000.00	25,468.75	5,002,000.00	2,000.00
162759	313312VV9	108	FFCB D N	5/4/2015	4/20/2016		0.280%	0.281%	10,000,000	9,972,622.22	11,666.67	9,985,972.22	1,683.33
162662	313396VV2	108	FHLMC D N	4/22/2015	4/20/2016		0.260%	0.261%	805,000	802,883.74	941.85	804,006.27	180.68
163580	313312WB2	108	FHLB D N	8/4/2015	4/26/2016		0.285%	0.286%	5,910,000	5,897,554.53	2,713.67	5,902,487.73	2,219.53
163613	313312WC0	108	FFCB D N	8/7/2015	4/27/2016		0.300%	0.301%	5,000,000	4,989,000.00	2,291.67	4,992,743.06	1,451.39
163984	313312WC0	108	FFCB D N	9/16/2015	4/27/2016		0.370%	0.371%	2,893,000	2,886,339.67	446.00	2,888,801.13	2,015.46
162702	3130A56J3	108	FHLB - BULLET	4/27/2015	4/27/2016		0.300%	0.300%	10,000,000	10,000,000.00	12,833.33	10,002,100.00	2,100.00
162703	3130A56J3	108	FHLB - BULLET	4/27/2015	4/27/2016		0.300%	0.300%	5,000,000	5,000,000.00	6,416.67	5,001,050.00	1,050.00
163759	313312WE6	108	FFCB D N	8/24/2015	4/29/2016		0.340%	0.341%	4,000,000	3,990,593.33	1,435.56	3,994,138.89	2,110.00
162701	3134G6TN3	108	FHLMC STEP UP	4/29/2015	4/29/2016	10/29/2015	0.750%	0.750%	5,000,000	5,000,000.00	15,833.33	5,001,850.00	1,850.00
162729	3136G1KH1	108	FNMA STEP UP	4/30/2015	4/30/2016	10/31/2015	1.000%	1.000%	4,000,000	4,000,000.00	16,777.78	4,002,040.00	2,040.00
162731	3136G1KJ7	108	FNMA STEP UP	4/30/2015	4/30/2016	10/30/2015	0.875%	0.875%	6,700,000	6,700,000.00	24,589.93	6,703,015.00	3,015.00
162732	3136G1LB3	108	FNMA STEP UP	4/30/2015	4/30/2016	10/30/2015	0.875%	0.875%	5,000,000	5,000,000.00	18,350.69	5,002,400.00	2,400.00
162916	313384WH8	108	FHLB D N	5/22/2015	5/2/2016		0.305%	0.306%	1,000,000	997,068.61	1,118.33	998,692.22	505.28
162757	3133EEG95	108	FFCB - BULLET	5/5/2015	5/5/2016		0.300%	0.310%	5,000,000	4,999,500.00	6,083.33	4,998,950.00	(550.00)
161148	3136G1KW8	108	FNMA STEP UP	11/8/2014	5/8/2016	11/8/2015	0.900%	0.900%	4,000,000	4,000,000.00	14,300.00	4,003,240.00	3,240.00
163142	313312WS5	108	FFCB D N	6/16/2015	5/1/2016		0.340%	0.341%	5,000,000	4,984,416.67	5,052.78	4,992,256.94	2,787.49
163448	313312WT3	108	FFCB D N	7/17/2015	5/12/2016		0.290%	0.291%	5,000,000	4,987,916.67	3,061.11	4,992,222.22	1,244.44
163471	313312WT3	108	FFCB D N	7/21/2015	5/12/2016		0.290%	0.291%	5,000,000	4,988,077.78	2,900.00	4,992,222.22	1,244.44
162888	313384WT2	108	FHLB D N	5/19/2015	5/12/2016		0.300%	0.301%	937,000	934,196.81	1,054.12	935,717.35	466.42
163008	313312WU0	108	FFCB D N	6/2/2015	5/13/2016		0.290%	0.291%	5,000,000	4,986,063.90	4,873.61	4,992,187.50	1,249.99
163016	313312WU0	108	FFCB D N	6/3/2015	5/13/2016		0.300%	0.301%	5,000,000	4,985,625.00	5,000.00	4,992,187.50	1,562.50
162863	3136G1L72	108	FNMA STEP UP	5/15/2015	5/15/2016	11/15/2015	0.875%	0.875%	2,000,000	2,000,000.00	6,611.11	2,001,820.00	1,820.00
162866	3136G1L56	108	FNMA STEP UP	5/15/2015	5/15/2016	11/15/2015	0.875%	0.875%	5,000,000	5,000,000.00	16,527.78	4,999,900.00	(100.00)
163808	313384WZ8	108	FHLB D N	8/28/2015	5/18/2016		0.335%	0.336%	4,651,000	4,639,574.04	1,471.53	4,644,462.76	3,417.19
163112	313396XA6	108	FHLMC D N	6/12/2015	5/19/2016		0.270%	0.271%	5,000,000	4,987,175.00	4,162.50	4,992,941.67	1,604.17
162933	313384XB0	108	FHLB D N	5/27/2015	5/20/2016		0.300%	0.301%	3,500,000	3,489,529.17	3,704.17	3,495,037.78	1,804.44
163586	313384XB0	108	FHLB D N	8/5/2015	5/20/2016		0.320%	0.321%	3,100,000	3,092,036.44	1,570.67	3,095,604.89	1,997.78

MIAMI-DADE COUNTY
REPORT WRITER
AS OF DATE: September 30, 2015
SORTING ORDER: FUND ICC#

INVSMT NUMBER	CUSIP NUMBER	FUND NUMBER	DESCRIPTION	PURCHASE SET DATE	MATURITY DATE	CALL DATE	INTEREST RATE	YTM TRADING	SCHEDULED PAR VALUE	CURRENT BOOK VALUE	PERIOD-END INTEREST ACCRL	MARKET VALUE	UNREALIZED GAIN/LOSS
163375	313312XF2	108	FFCB D N	7/10/2015	5/24/2016		0.290%	0.291%	5,000,000	4,987,151.39	3,343.06	4,991,805.56	1,311.11
163392	313384XG9	108	FHLB D N	7/14/2015	5/25/2016		0.300%	0.301%	5,000,000	4,986,833.33	3,291.67	4,992,758.33	2,633.33
163815	313312XH8	108	FFCB D N	8/31/2015	5/26/2016		0.380%	0.381%	3,000,000	2,991,481.67	981.67	2,995,041.67	2,578.33
163896	313312XH8	108	FFCB D N	9/9/2015	5/26/2016		0.380%	0.381%	500,000	498,627.78	116.11	499,173.61	429.72
163860	313384XH7	108	FHLB D N	9/3/2015	5/26/2016		0.310%	0.311%	5,000,000	4,988,547.22	1,205.56	4,992,727.78	2,975.00
163952	313312XJ4	108	FFCB D N	9/14/2015	5/27/2016		0.410%	0.411%	5,000,000	4,985,422.22	968.06	4,991,701.39	5,311.11
163767	313312XN5	108	FFCB D N	8/25/2015	5/31/2016		0.360%	0.361%	5,000,000	4,986,000.00	1,850.00	4,991,225.00	3,375.00
163782	313312XN5	108	FFCB D N	8/26/2015	5/31/2016		0.365%	0.366%	6,700,000	6,681,047.38	2,445.50	6,688,241.50	4,748.62
163009	313384XP9	108	FHLB D N	6/2/2015	6/1/2016		0.300%	0.301%	5,000,000	4,984,791.65	5,041.67	4,991,188.89	1,355.57
163018	313384XP9	108	FHLB D N	6/3/2015	6/1/2016		0.300%	0.301%	1,500,000	1,495,450.00	1,500.00	1,497,356.67	406.67
163111	313384XP9	108	FHLB D N	6/12/2015	6/1/2016		0.350%	0.351%	5,000,000	4,982,743.06	5,395.83	4,991,188.89	3,050.00
163144	313384XP9	108	FHLB D N	6/16/2015	6/1/2016		0.360%	0.361%	10,000,000	9,964,900.00	10,700.00	9,982,377.78	6,777.78
163198	313384XP9	108	FHLB D N	6/19/2015	6/1/2016		0.370%	0.371%	5,000,000	4,982,116.67	5,344.44	4,991,188.89	3,727.78
163624	313384XP9	108	FHLB D N	8/10/2015	6/1/2016		0.380%	0.381%	1,423,000	1,418,553.92	781.07	1,420,492.36	1,157.37
159689	3133EDMN9	108	FFCB - BULLET	6/20/2014	6/2/2016		0.375%	0.501%	1,000,000	998,750.91	1,239.58	1,000,310.00	1,559.09
163837	313384XR5	108	FHLB D N	9/2/2015	6/3/2016		0.370%	0.371%	2,900,000	2,891,803.47	864.36	2,894,847.67	2,179.84
163895	313312XU9	108	FFCB D N	9/9/2015	6/6/2016		0.400%	0.401%	5,000,000	4,984,944.44	1,222.22	4,991,008.33	4,841.67
163143	313384XX2	108	FHLB D N	6/16/2015	6/9/2016		0.380%	0.381%	1,500,000	1,494,315.83	1,694.17	1,497,270.00	1,260.00
163260	313312YB0	108	FFCB D N	6/25/2015	6/13/2016		0.370%	0.371%	2,000,000	1,992,723.33	2,014.45	1,996,302.22	1,654.44
163551	313312YC8	108	FFCB D N	7/30/2015	6/14/2016		0.350%	0.351%	5,000,000	4,984,444.44	3,062.50	4,990,719.44	3,212.50
163951	313312YC8	108	FFCB D N	9/11/2015	6/14/2016		0.400%	0.401%	5,000,000	4,984,611.11	1,111.11	4,990,719.44	4,997.22
163966	313312YC8	108	FFCB D N	9/15/2015	6/14/2016		0.410%	0.411%	5,000,000	4,984,454.17	911.11	4,990,719.44	5,354.16
163838	313312XU9	108	FFCB D N	9/2/2015	6/16/2016		0.385%	0.373%	5,000,000	4,985,134.72	1,496.85	4,990,647.22	4,015.65
163965	313312XU9	108	FFCB D N	9/15/2015	6/16/2016		0.410%	0.396%	5,000,000	4,984,909.72	877.98	4,990,647.22	4,859.52
163278	313396YE7	108	FHLMC D N	6/29/2015	6/16/2016		0.280%	0.281%	346,000	345,050.04	252.96	345,352.79	49.79
163160	313384YF0	108	FHLB D N	6/17/2015	6/17/2016		0.360%	0.361%	1,000,000	996,340.00	1,060.00	998,122.22	722.22
163028	3130A5FL8	108	FHLB - BULLET	6/3/2015	6/17/2016		0.330%	0.355%	2,000,000	1,999,496.68	1,906.67	1,998,740.00	(756.68)
162485	3133EEVB3	108	FFCB - BULLET	3/27/2015	6/27/2016		0.500%	0.500%	2,000,000	2,000,000.00	2,611.11	2,002,060.00	2,060.00
163886	313312YV6	108	FFCB D N	9/8/2015	7/1/2016		0.410%	0.411%	1,000,000	996,617.50	261.94	997,980.00	1,100.56
163623	313588YV1	108	FNMA D N	8/10/2015	7/1/2016		0.380%	0.381%	5,000,000	4,982,794.44	2,744.45	4,989,900.00	4,361.11
163702	313588YV1	108	FNMA D N	8/19/2015	7/1/2016		0.380%	0.381%	5,000,000	4,983,269.44	2,269.45	4,989,900.00	4,361.11
163783	313588YV1	108	FNMA D N	8/26/2015	7/1/2016		0.370%	0.371%	782,000	779,508.46	289.34	780,420.36	622.56
163572	313312ZK9	108	FFCB D N	8/3/2015	7/15/2016		0.380%	0.381%	5,000,000	4,981,686.11	3,113.89	4,989,400.00	4,600.00
163584	313312ZK9	108	FFCB D N	8/5/2015	7/15/2016		0.400%	0.402%	4,270,000	4,253,631.67	2,704.33	4,260,947.60	4,611.60
163449	313384ZK8	108	FHLB D N	7/17/2015	7/15/2016		0.340%	0.341%	5,000,000	4,982,811.00	3,588.91	4,989,400.00	3,000.09
161980	3136G1AJ8	108	FNMA STEP UP	1/30/2015	7/30/2016	10/30/2015	0.800%	0.800%	4,000,000	4,000,000.00	5,422.22	4,001,840.00	1,840.00
164022	313312A42	108	FFCB D N	9/21/2015	8/1/2016		0.390%	0.391%	5,000,000	4,982,937.50	541.67	4,987,950.00	4,470.83
163816	313312A67	108	FFCB D N	8/31/2015	8/3/2016		0.420%	0.422%	4,250,000	4,233,240.83	1,537.08	4,239,710.00	4,937.09
163684	313588A62	108	FNMA D N	8/17/2015	8/3/2016		0.400%	0.402%	2,000,000	1,992,177.78	1,000.00	1,995,160.00	1,982.22
163861	313312B58	108	FFCB D N	9/3/2015	8/10/2016		0.420%	0.422%	1,000,000	996,010.00	326.67	997,520.00	1,183.33
164117	313312B74	108	FFCB D N	9/25/2015	8/12/2016		0.410%	0.412%	3,000,000	2,988,998.33	205.00	2,992,530.00	3,326.67
163695	313396B77	108	FHLMC D N	8/18/2015	8/12/2016		0.400%	0.402%	2,000,000	1,992,000.00	977.78	1,995,020.00	2,042.22
163993	313588C29	108	FNMA D N	9/16/2015	8/15/2016		0.500%	0.502%	5,000,000	4,976,805.56	1,041.67	4,987,400.00	9,552.77
162350	3133EETK6	108	FFCB - BULLET	3/16/2015	8/16/2016		0.550%	0.550%	2,000,000	2,000,000.00	1,375.00	2,001,040.00	1,040.00
164093	313312C40	108	FFCB D N	9/25/2015	8/17/2016		0.410%	0.412%	3,000,000	2,988,827.50	205.00	2,992,410.00	3,377.50
163995	313312F96	108	FFCB D N	9/17/2015	9/15/2016		0.530%	0.533%	580,000	576,891.84	119.54	578,254.20	1,242.82
163089	3130A3CW2	108	FHLB - BULLET	6/10/2015	10/17/2016		0.500%	0.530%	4,300,000	4,301,402.28	9,794.45	4,302,107.00	3,870.00
162738	3130A53F4	108	FHLB C I	4/30/2015	10/28/2016	10/28/2015	0.500%	0.500%	5,000,000	5,000,138.89	10,625.00	5,001,250.00	1,250.00
157536	3133ED6C1	108	FFCB - BULLET	11/5/2013	11/1/2016		0.650%	0.658%	2,000,000	1,999,748.63	5,416.67	2,006,360.00	6,611.37
162678	3130A3F82	108	FHLB STEP UP	4/23/2015	11/13/2016	11/13/2015	1.250%	1.250%	5,000,000	5,000,000.00	23,958.33	5,006,350.00	6,350.00
162517	3137EADU0	108	FHLMC - BULLET	4/2/2015	1/27/2017		0.500%	0.510%	10,000,000	9,998,433.78	8,888.89	9,998,100.00	(333.78)
154921	3133ECG99	108	FFCB - BULLET	2/22/2013	2/22/2017		0.660%	0.679%	2,000,000	1,999,427.51	1,430.00	1,999,800.00	372.49
159433	3133ECG99	108	FFCB - BULLET	5/23/2014	2/22/2017		0.660%	0.710%	1,000,000	999,257.81	715.00	999,900.00	642.19
155387	3133ECKC7	108	FFCB - BULLET	3/28/2013	3/28/2017		0.650%	0.658%	1,900,000	1,899,786.99	102.92	1,901,197.00	1,410.01
162518	3130A4T77	108	FHLB STEP UP	4/2/2015	3/30/2017	3/30/2016	1.125%	1.150%	8,150,000	8,146,943.75	254.70	8,171,923.50	24,979.75

MIAMI-DADE COUNTY
REPORT WRITER
AS OF DATE: September 30, 2015
SORTING ORDER: FUND ICC#

INVSMT NUMBER	CUSIP NUMBER	FUND NUMBER	DESCRIPTION	PURCHASE SET DATE	MATURITY DATE	CALL DATE	INTEREST RATE	YTM TRADING	SCHEDULED PAR VALUE	CURRENT BOOK VALUE	PERIOD-END INTEREST ACCRL	MARKET VALUE	UNREALIZED GAIN/LOSS
162675	3133EEZR4	108	FFCB - BULLET	4/23/2015	4/21/2017		0.600%	0.651%	2,000,000	1,998,066.67	5,333.34	1,997,820.00	(180.00)
162677	3130A52A6	108	FHLB STEP UP	4/23/2015	4/22/2017	4/22/2016	1.000%	1.178%	6,370,000	6,347,881.94	28,134.16	6,359,999.10	12,294.10
153663	3136G0X89	108	FNMA C I	10/26/2012	4/26/2017	10/26/2015	0.750%	0.750%	3,000,000	3,000,000.00	9,687.50	3,001,200.00	1,200.00
162739	3130A4UJ9	108	FHLB STEP UP	4/30/2015	4/30/2017	10/30/2015	1.250%	1.301%	7,500,000	7,492,500.00	39,322.92	7,506,750.00	14,250.00
153912	3133EAE38	108	FFCB C I	8/1/2012	5/1/2017	10/7/2015	0.820%	0.844%	3,000,000	2,998,610.72	10,250.00	3,000,210.00	1,599.28
162994	3134G64H3	108	FHLMC STEP UP	6/16/2015	6/16/2017	12/16/2015	0.500%	0.500%	4,000,000	4,000,000.00	5,833.33	4,000,720.00	720.00
108 Total									918,464,051	916,816,843.99	1,166,494.90	917,940,942.71	469,829.60
161371	313384MK2	109	FHLB D N	12/4/2014	10/1/2015		0.165%	0.165%	25,500,000	25,464,820.63	35,179.37	25,500,000.00	0.00
161114	313396MK6	109	FHLMC D N	11/6/2014	10/1/2015		0.120%	0.120%	1,610,000	1,608,234.37	1,765.63	1,610,000.00	0.00
161137	313396MK6	109	FHLMC D N	11/7/2014	10/1/2015		0.120%	0.120%	1,274,000	1,272,607.09	1,392.91	1,274,000.00	0.00
161155	313396MK6	109	FHLMC D N	11/10/2014	10/1/2015		0.120%	0.120%	10,875,000	10,863,218.75	11,781.25	10,875,000.00	0.00
161166	313396MK6	109	FHLMC D N	11/12/2014	10/1/2015		0.120%	0.120%	2,220,000	2,217,609.80	2,390.20	2,220,000.00	0.00
161198	313396MK6	109	FHLMC D N	11/13/2014	10/1/2015		0.120%	0.120%	1,438,000	1,436,456.55	1,543.45	1,438,000.00	0.00
161208	313396MK6	109	FHLMC D N	11/14/2014	10/1/2015		0.120%	0.120%	7,025,000	7,017,483.25	7,516.75	7,025,000.00	0.00
161221	313396MK6	109	FHLMC D N	11/17/2014	10/1/2015		0.140%	0.140%	2,500,000	2,496,908.33	3,091.67	2,500,000.00	0.00
161240	313396MK6	109	FHLMC D N	11/19/2014	10/1/2015		0.155%	0.155%	1,185,000	1,183,387.74	1,612.26	1,185,000.00	0.00
161258	313396MK6	109	FHLMC D N	11/20/2014	10/1/2015		0.155%	0.155%	1,047,000	1,045,580.01	1,419.99	1,047,000.00	0.00
161275	313396MK6	109	FHLMC D N	11/21/2014	10/1/2015		0.155%	0.155%	1,343,000	1,341,184.34	1,815.66	1,343,000.00	0.00
161299	313396MK6	109	FHLMC D N	11/24/2014	10/1/2015		0.155%	0.155%	785,000	783,948.86	1,051.14	785,000.00	0.00
161307	313396MK6	109	FHLMC D N	11/25/2014	10/1/2015		0.135%	0.135%	1,994,000	1,991,681.98	2,318.02	1,994,000.00	0.00
162394	313396MK6	109	FHLMC D N	3/19/2015	10/1/2015		0.120%	0.120%	22,090,000	22,075,567.87	14,432.13	22,090,000.00	0.00
160943	313588MK8	109	FNMA D N	10/17/2014	10/1/2015		0.150%	0.150%	35,760,000	35,707,999.00	52,001.00	35,760,000.00	0.00
162225	89233HX17	109	CP - TOYOTA MOTOR	2/27/2015	10/1/2015		0.280%	0.280%	11,317,000	11,297,987.44	19,012.56	11,317,000.00	0.00
157230	3130A05W6	109	FHLB - BULLET	10/1/2013	10/1/2015		0.300%	0.300%	15,000,000	15,000,000.00	22,500.00	15,000,000.00	0.00
151198	WACHOVIA8	109	WACHOVIA INT BEARING	3/1/2012	10/1/2015		0.020%	0.020%	81,491,064	81,491,063.59	0.04	81,491,063.59	0.00
161527	313396ML4	109	FHLMC D N	12/17/2014	10/2/2015		0.170%	0.170%	1,000,000	998,635.28	1,360.00	999,998.89	3.61
161534	313312MP2	109	FFCB D N	12/17/2014	10/5/2015		0.210%	0.210%	1,000,000	998,296.67	1,680.00	999,995.56	18.89
161528	313396MQ3	109	FHLMC D N	12/17/2014	10/6/2015		0.170%	0.170%	1,000,000	998,616.39	1,360.00	999,994.44	18.05
163994	89233HX66	109	CP - TOYOTA MOTOR	9/17/2015	10/6/2015		0.120%	0.120%	44,800,000	44,797,162.67	2,090.66	44,798,880.00	(373.33)
164019	89233HX66	109	CP - TOYOTA MOTOR	9/18/2015	10/6/2015		0.120%	0.120%	8,000,000	7,999,520.00	346.67	7,999,800.00	(66.67)
157350	3133ED4A7	109	FFCB - BULLET	10/11/2013	10/7/2015		0.375%	0.426%	2,000,000	1,999,498.62	3,625.00	2,000,080.00	581.38
161529	313396MS9	109	FHLMC D N	12/17/2014	10/8/2015		0.170%	0.170%	1,000,000	998,606.94	1,360.00	999,992.22	25.28
161530	313396MT7	109	FHLMC D N	12/17/2014	10/9/2015		0.170%	0.170%	1,000,000	998,602.22	1,360.00	999,991.11	28.89
161531	313396MX8	109	FHLMC D N	12/17/2014	10/13/2015		0.170%	0.170%	1,000,000	998,583.33	1,360.00	999,986.67	43.34
161532	313396MY6	109	FHLMC D N	12/17/2014	10/14/2015		0.170%	0.170%	1,000,000	998,578.61	1,360.00	999,985.56	46.95
160022	3133EDQL9	109	FFCB - BULLET	7/25/2014	10/15/2015		0.230%	0.230%	2,500,000	2,500,000.00	2,651.39	2,500,125.00	125.00
158989	3133EDJP8	109	FFCB - BULLET	4/16/2014	10/16/2015		0.220%	0.237%	2,000,000	1,999,833.94	2,016.67	2,000,080.00	246.06
161351	313384ND7	109	FHLB D N	12/3/2014	10/19/2015		0.160%	0.160%	1,000,000	998,577.78	1,342.22	999,980.00	60.00
161389	313396NE9	109	FHLMC D N	12/5/2014	10/20/2015		0.140%	0.140%	1,000,000	998,759.44	1,166.67	999,978.89	52.78
163723	89233HXL3	109	CP - TOYOTA MOTOR	8/20/2015	10/20/2015		0.230%	0.230%	26,221,000	26,210,781.09	7,035.97	26,218,509.01	691.95
161514	313396NF6	109	FHLMC D N	12/17/2014	10/21/2015		0.180%	0.180%	1,000,000	998,460.00	1,440.00	999,977.78	77.78
161516	313396NG4	109	FHLMC D N	12/17/2014	10/22/2015		0.270%	0.274%	1,000,000	998,455.00	1,440.00	999,976.67	81.67
161517	313396NH2	109	FHLMC D N	12/17/2014	10/23/2015		0.180%	0.180%	1,000,000	998,450.00	1,440.00	999,975.56	85.56
161350	313396NL3	109	FHLMC D N	12/3/2014	10/26/2015		0.165%	0.165%	1,060,000	1,058,411.33	1,467.21	1,059,970.56	92.02
161518	313396NM1	109	FHLMC D N	12/17/2014	10/27/2015		0.180%	0.180%	1,000,000	998,430.00	1,440.00	999,971.11	101.11
161404	313384NN5	109	FHLB D N	12/8/2014	10/28/2015		0.175%	0.175%	750,000	748,818.75	1,082.81	749,977.50	75.94
157188	3133EC6G4	109	FFCB - BULLET	9/24/2013	10/29/2015		0.350%	0.416%	1,000,000	999,671.69	1,477.78	1,000,190.00	518.31
161519	313396NQ2	109	FHLMC D N	12/17/2014	10/30/2015		0.180%	0.180%	1,000,000	998,415.00	1,440.00	999,967.78	112.78
161533	313588NT8	109	FNMA D N	12/17/2014	11/2/2015		0.170%	0.170%	1,000,000	998,488.89	1,360.00	999,964.44	115.55
161315	313396NU3	109	FHLMC D N	11/26/2014	11/3/2015		0.190%	0.190%	1,038,000	1,036,126.41	1,692.81	1,037,961.94	142.72
161348	313396NV1	109	FHLMC D N	12/3/2014	11/4/2015		0.175%	0.175%	1,200,000	1,198,040.00	1,761.67	1,199,954.67	153.00
161701	313396NV1	109	FHLMC D N	1/2/2015	11/4/2015		0.240%	0.240%	440,000	439,102.40	797.87	439,983.38	83.11
161523	313396NW9	109	FHLMC D N	12/17/2014	11/5/2015		0.200%	0.200%	1,000,000	998,205.56	1,600.00	999,961.11	155.55
161513	313588NX9	109	FNMA D N	12/17/2014	11/6/2015		0.170%	0.170%	1,000,000	998,470.00	1,360.00	999,960.00	130.00
153776	3136G03E9	109	FNMA STEP UP	11/8/2012	11/8/2015	11/8/2015	0.700%	0.725%	1,000,000	999,874.66	2,780.56	998,650.00	(1,224.66)

MIAMI-DADE COUNTY
REPORT WRITER
AS OF DATE: September 30, 2015
SORTING ORDER: FUND ICC#

INVSMT NUMBER	CUSIP NUMBER	FUND NUMBER	DESCRIPTION	PURCHASE SET DATE	MATURITY DATE	CALL DATE	INTEREST RATE	YTM TRADING	SCHEDULED PAR VALUE	CURRENT BOOK VALUE	PERIOD-END INTEREST ACCRL	MARKET VALUE	UNREALIZED GAIN/LOSS
153855	3136G03E9	109	FNMA STEP UP	11/9/2012	11/8/2015	11/8/2015	0.700%	0.700%	3,300,000	3,300,000.00	9,175.83	3,295,545.00	(4,455.00)
161515	313588PA7	109	FNMA D N	12/17/2014	11/9/2015		0.170%	0.170%	1,000,000	998,455.83	1,360.00	999,956.67	140.84
161474	313396PB3	109	FHLMC D N	12/12/2014	11/10/2015		0.205%	0.205%	1,000,000	998,103.75	1,668.47	999,955.56	183.34
161471	313396PD9	109	FHLMC D N	12/12/2014	11/12/2015		0.205%	0.205%	794,000	792,485.33	1,324.77	793,962.95	152.85
158839	3133ED7L0	109	FFCB - BULLET	3/25/2014	11/13/2015		0.330%	0.350%	8,000,000	7,999,192.11	10,120.00	8,001,280.00	2,087.89
161347	313396PH0	109	FHLMC D N	12/3/2014	11/16/2015		0.180%	0.180%	1,300,000	1,297,738.00	1,963.00	1,299,933.56	232.56
150885	313378D65	109	FHLB - BULLET	2/23/2012	11/17/2015		0.650%	0.650%	2,000,000	2,000,000.00	4,838.89	2,001,280.00	1,280.00
161443	313396PK3	109	FHLMC D N	12/11/2014	11/18/2015		0.210%	0.210%	1,000,000	998,005.00	1,715.00	999,946.67	226.67
161444	313396PL1	109	FHLMC D N	12/11/2014	11/19/2015		0.210%	0.210%	955,000	953,089.20	1,637.83	954,948.01	220.98
161478	313396PM9	109	FHLMC D N	12/15/2014	11/20/2015		0.210%	0.210%	1,000,000	998,016.67	1,691.66	999,944.44	236.11
159581	3130A22A3	109	FHLB - BULLET	6/12/2014	11/23/2015		0.220%	0.260%	1,000,000	999,799.36	782.22	1,000,190.00	390.64
161520	313588PR0	109	FNMA D N	12/17/2014	11/24/2015		0.170%	0.170%	1,000,000	998,385.00	1,360.00	999,940.00	195.00
161521	313588PS8	109	FNMA D N	12/17/2014	11/25/2015		0.170%	0.170%	1,000,000	998,380.28	1,360.00	999,938.89	198.61
161522	313588PU3	109	FNMA D N	12/17/2014	11/27/2015		0.170%	0.170%	1,000,000	998,370.83	1,360.00	999,936.67	205.84
161349	313396PX5	109	FHLMC D N	12/3/2014	11/30/2015		0.190%	0.190%	1,200,000	1,197,707.33	1,912.67	1,199,840.00	220.00
161352	313384PY9	109	FHLB D N	12/3/2014	12/1/2015		0.170%	0.170%	1,000,000	998,285.83	1,426.11	999,864.44	152.50
161507	313384PZ6	109	FHLB D N	12/16/2014	12/2/2015		0.170%	0.170%	1,650,000	1,647,265.13	2,251.79	1,649,772.67	255.75
157787	3133EDB84	109	FFCB - BULLET	12/3/2013	12/3/2015		0.300%	0.300%	4,000,000	4,000,000.00	3,933.33	4,001,360.00	1,360.00
159931	3130A22T2	109	FHLB - BULLET	7/17/2014	12/4/2015		0.220%	0.240%	1,970,000	1,969,801.21	1,408.55	1,970,216.70	415.49
161414	313396QE6	109	FHLMC D N	12/9/2014	12/7/2015		0.240%	0.241%	1,798,000	1,793,648.84	3,548.05	1,797,732.30	535.41
161415	313384QF9	109	FHLB D N	12/9/2014	12/8/2015		0.240%	0.241%	1,500,000	1,496,360.00	2,960.00	1,499,773.33	453.33
161558	313588QG3	109	FNMA D N	12/18/2014	12/9/2015		0.190%	0.190%	1,000,000	998,121.11	1,514.72	999,846.67	210.84
161557	313588QH1	109	FNMA D N	12/18/2014	12/10/2015		0.190%	0.190%	1,000,000	998,115.83	1,514.72	999,844.44	213.89
161556	313588QJ7	109	FNMA D N	12/18/2014	12/11/2015		0.190%	0.190%	1,000,000	998,110.56	1,514.72	999,842.22	216.94
161512	313396QM8	109	FHLMC D N	12/17/2014	12/14/2015		0.270%	0.271%	1,200,000	1,196,742.00	2,592.00	1,199,802.67	468.67
161619	313396QM8	109	FHLMC D N	12/23/2014	12/14/2015		0.290%	0.291%	2,373,000	2,366,194.76	5,390.67	2,372,609.77	1,024.34
162001	313396QM8	109	FHLMC D N	2/3/2015	12/14/2015		0.210%	0.210%	465,000	464,148.28	651.00	464,923.53	124.25
163295	313396QN6	109	FHLMC D N	6/30/2015	12/15/2015		0.130%	0.130%	5,000,000	4,996,966.67	1,679.16	4,999,166.67	520.84
161718	313588QN8	109	FNMA D N	1/6/2015	12/15/2015		0.220%	0.220%	730,000	728,469.84	1,195.58	729,878.33	212.91
161774	313396QP1	109	FHLMC D N	1/13/2015	12/16/2015		0.190%	0.190%	800,000	798,577.11	1,102.00	799,864.89	185.78
161775	313396QQ9	109	FHLMC D N	1/13/2015	12/17/2015		0.190%	0.190%	750,000	748,662.08	1,033.13	749,871.67	176.46
161776	313396QR7	109	FHLMC D N	1/13/2015	12/18/2015		0.190%	0.190%	700,000	698,747.58	964.25	699,878.67	166.84
161728	313588QU2	109	FNMA D N	1/7/2015	12/21/2015		0.230%	0.231%	800,000	798,221.33	1,364.67	799,856.00	270.00
156129	3135G0S0B0	109	FNMA - BULLET	5/31/2013	12/21/2015		0.375%	0.430%	1,000,000	999,727.20	1,041.67	1,000,540.00	812.80
161777	313396QV8	109	FHLMC D N	1/13/2015	12/22/2015		0.190%	0.190%	950,000	948,280.24	1,308.62	949,826.89	238.03
161780	313396QW6	109	FHLMC D N	1/13/2015	12/23/2015		0.190%	0.190%	900,000	898,366.00	1,239.75	899,834.00	228.25
161779	313396QX4	109	FHLMC D N	1/13/2015	12/24/2015		0.190%	0.190%	925,000	923,315.73	1,274.19	924,827.33	237.41
161655	3136G16W4	109	FNMA STEP UP	12/27/2014	12/27/2015	12/27/2015	0.750%	0.750%	3,000,000	3,000,000.00	5,875.00	3,002,730.00	2,730.00
163296	313384RB7	109	FHLB D N	6/30/2015	12/28/2015		0.165%	0.165%	4,860,000	4,855,968.23	2,071.57	4,859,049.60	1,009.80
161782	313396RB1	109	FHLMC D N	1/13/2015	12/28/2015		0.190%	0.190%	815,000	813,498.82	1,122.66	814,840.62	219.14
161781	313396RC9	109	FHLMC D N	1/13/2015	12/29/2015		0.190%	0.190%	850,000	848,429.86	1,170.88	849,831.89	231.15
161888	313396RD7	109	FHLMC D N	1/22/2015	12/30/2015		0.160%	0.160%	1,000,000	998,480.00	1,120.00	999,700.00	100.00
161778	313396RE5	109	FHLMC D N	1/13/2015	12/31/2015		0.190%	0.190%	920,000	918,290.84	1,267.30	919,720.93	162.79
161773	313588RJ6	109	FNMA D N	1/12/2015	1/4/2016		0.230%	0.231%	840,000	838,084.10	1,406.07	839,734.00	243.83
161858	313588RK3	109	FNMA D N	1/20/2015	1/5/2016		0.205%	0.205%	500,000	499,003.47	723.20	499,840.00	113.33
161857	313588RL1	109	FNMA D N	1/20/2015	1/6/2016		0.205%	0.205%	500,000	499,000.63	723.19	499,838.33	114.51
161867	313588RM9	109	FNMA D N	1/21/2015	1/7/2016		0.185%	0.185%	600,000	598,917.75	780.08	599,804.00	106.17
161868	313588RN7	109	FNMA D N	1/21/2015	1/8/2016		0.185%	0.185%	650,000	648,824.22	845.09	649,785.50	116.19
159508	3133EDN40	109	FFCB - BULLET	6/11/2014	1/11/2016		0.270%	0.270%	2,000,000	2,000,000.00	1,200.00	2,000,880.00	880.00
159954	3133EDN40	109	FFCB - BULLET	7/18/2014	1/11/2016		0.270%	0.270%	1,500,000	1,500,000.00	900.00	1,500,660.00	660.00
161839	313396RS4	109	FHLMC D N	1/16/2015	1/12/2016		0.185%	0.185%	1,195,000	1,192,783.11	1,584.37	1,194,589.72	222.24
161869	313396RT2	109	FHLMC D N	1/21/2015	1/13/2016		0.185%	0.185%	700,000	698,715.79	910.10	699,757.33	131.44
161872	313396RU9	109	FHLMC D N	1/21/2015	1/14/2016		0.185%	0.185%	880,000	878,381.04	1,144.13	879,692.00	166.83
161873	313588RV9	109	FNMA D N	1/21/2015	1/15/2016		0.185%	0.185%	580,000	578,929.98	754.08	579,795.07	111.01
161870	313384RZ4	109	FHLB D N	1/21/2015	1/19/2016		0.023%	0.231%	800,000	798,144.67	1,293.11	799,706.67	268.89

MIAMI-DADE COUNTY
REPORT WRITER
AS OF DATE: September 30, 2015
SORTING ORDER: FUND ICC#

INVSMT NUMBER	CUSIP NUMBER	FUND NUMBER	DESCRIPTION	PURCHASE SET DATE	MATURITY DATE	CALL DATE	INTEREST RATE	YTM TRADING	SCHEDULED PAR VALUE	CURRENT BOOK VALUE	PERIOD-END INTEREST ACCRL	MARKET VALUE	UNREALIZED GAIN/LOSS
161871	313384SA8	109	FHLB D N	1/21/2015	1/20/2016		0.230%	0.231%	670,000	668,441.88	1,082.98	669,752.10	227.24
160477	3133EDQW5	109	FFCB - BULLET	9/4/2014	1/21/2016		0.290%	0.310%	2,000,000	1,999,796.67	1,127.78	2,000,900.00	1,103.33
160571	3133ECD43	109	FFCB - BULLET	9/16/2014	1/22/2016		0.350%	0.350%	2,000,000	2,000,000.00	1,341.67	2,001,080.00	1,080.00
161945	313384SF7	109	FHLB D N	1/27/2015	1/25/2016		0.220%	0.220%	1,000,000	997,781.67	1,509.44	999,613.33	322.22
161944	313384SG5	109	FHLB D N	1/27/2015	1/26/2016		0.220%	0.220%	1,000,000	997,775.56	1,509.44	999,610.00	325.00
161971	313384SH3	109	FHLB D N	1/30/2015	1/27/2016		0.210%	0.210%	1,000,000	997,888.33	1,423.34	999,606.67	295.00
156424	3133ECTC8	109	FFCB - BULLET	6/28/2013	1/28/2016		0.640%	0.640%	2,000,000	2,000,000.00	2,240.00	2,003,640.00	3,640.00
161972	313384SK6	109	FHLB D N	1/30/2015	1/29/2016		0.210%	0.210%	1,000,000	997,876.67	1,423.33	999,533.33	233.33
162062	3134G5ZV0	109	FHLMC STEP UP	2/9/2015	1/30/2016	10/30/2015	0.625%	0.651%	5,000,000	4,999,355.63	5,295.14	5,001,750.00	2,394.37
155434	3136G1AQ2	109	FNMA STEP UP	3/28/2013	1/30/2016	10/30/2015	0.700%	0.700%	4,000,000	4,000,000.00	4,744.44	4,001,720.00	1,720.00
162061	3130A3X66	109	FHLB STEP UP	2/9/2015	1/30/2016	10/30/2015	1.000%	1.311%	5,125,000	5,117,074.30	8,684.03	5,128,690.00	11,615.70
155133	3133ECE91	109	FFCB - BULLET	3/6/2013	2/1/2016		0.400%	0.400%	3,000,000	3,000,000.00	2,000.00	3,001,560.00	1,560.00
162070	313384SP5	109	FHLB D N	2/10/2015	2/2/2016		0.300%	0.301%	900,000	897,322.50	1,747.50	899,566.00	496.00
162188	313588SQ9	109	FNMA D N	2/24/2015	2/3/2016		0.240%	0.241%	872,000	870,000.22	1,273.12	871,576.11	302.77
162190	313588SR7	109	FNMA D N	2/24/2015	2/4/2016		0.240%	0.241%	872,000	869,994.40	1,273.12	871,572.72	305.20
162189	313588SS5	109	FNMA D N	2/24/2015	2/5/2016		0.240%	0.241%	872,000	869,988.58	1,273.12	871,569.33	307.63
162254	313396SV6	109	FHLMC D N	3/4/2015	2/8/2016		0.235%	0.236%	755,000	753,319.39	1,039.91	754,618.31	259.01
162307	313396SW4	109	FHLMC D N	3/11/2015	2/9/2016		0.240%	0.241%	313,000	312,300.97	425.68	312,840.54	113.89
162308	313396SX2	109	FHLMC D N	3/11/2015	2/10/2016		0.240%	0.241%	313,000	312,298.88	425.68	312,839.33	114.77
157582	3133ED7A4	109	FFCB - BULLET	11/12/2013	2/12/2016		0.400%	0.418%	1,500,000	1,499,866.43	816.67	1,501,485.00	1,618.57
163658	3136G1C23	109	FNMA STEP UP	8/13/2015	2/13/2016	11/13/2015	0.900%	0.900%	1,000,000	1,000,000.00	1,200.00	1,000,570.00	570.00
159326	3133EDLH3	109	FFCB - BULLET	5/16/2014	2/16/2016		0.300%	0.311%	2,000,000	1,999,885.80	750.00	2,001,100.00	1,214.20
162335	313396TE3	109	FHLMC D N	3/12/2015	2/17/2016		0.240%	0.241%	500,000	498,860.00	676.67	499,729.72	193.05
162334	313588TF2	109	FNMA D N	3/12/2015	2/18/2016		0.240%	0.241%	485,000	483,890.97	656.36	484,735.94	188.61
162332	313588TG0	109	FNMA D N	3/12/2015	2/19/2016		0.240%	0.241%	496,000	494,862.51	671.25	495,728.03	194.27
162333	313396TK9	109	FHLMC D N	3/12/2015	2/22/2016		0.260%	0.261%	526,000	524,681.79	771.17	525,705.44	252.48
162423	313588TL9	109	FNMA D N	3/20/2015	2/23/2016		0.230%	0.231%	412,000	411,105.04	513.29	411,767.68	149.35
162425	313588TM7	109	FNMA D N	3/20/2015	2/24/2016		0.230%	0.231%	411,000	410,104.59	512.04	410,766.64	150.01
162363	313396TN3	109	FHLMC D N	3/17/2015	2/25/2016		0.275%	0.276%	500,000	498,682.29	756.25	499,714.17	275.63
159919	3133EDMC3	109	FFCB - BULLET	7/16/2014	2/26/2016		0.250%	0.330%	1,071,000	1,070,571.47	260.31	1,071,460.53	889.06
163796	3130A44B5	109	FHLB STEP UP	8/27/2015	2/27/2016	11/27/2015	1.125%	1.125%	6,165,000	6,165,000.00	6,550.31	6,174,740.70	9,740.70
162364	313396TS2	109	FHLMC D N	3/17/2015	2/29/2016		0.275%	0.276%	600,000	598,400.42	907.50	599,572.17	264.25
162365	313384TT6	109	FHLB D N	3/17/2015	3/1/2016		0.300%	0.301%	1,000,000	997,083.33	1,650.00	999,282.22	548.89
162455	313396TU7	109	FHLMC D N	3/26/2015	3/2/2016		0.270%	0.271%	433,000	431,889.36	613.77	432,687.16	184.03
162268	313384TV1	109	FHLB D N	3/5/2015	3/3/2016		0.270%	0.271%	786,000	783,854.22	1,237.95	785,428.40	336.23
158838	3133EDG63	109	FFCB - BULLET	3/25/2014	3/3/2016		0.375%	0.450%	1,000,000	999,629.83	291.67	1,000,740.00	1,110.17
162456	313588TW5	109	FNMA D N	3/26/2015	3/4/2016		0.270%	0.271%	433,000	431,882.86	613.78	432,683.07	186.43
162366	313588TZ8	109	FNMA D N	3/17/2015	3/7/2016		0.310%	0.311%	563,000	561,274.09	959.92	562,579.94	345.93
162376	313396UA9	109	FHLMC D N	3/18/2015	3/8/2016		0.300%	0.301%	642,000	640,095.40	1,053.95	641,517.97	368.62
162377	313588UB9	109	FNMA D N	3/18/2015	3/9/2016		0.310%	0.311%	645,000	643,017.16	1,094.17	644,512.67	401.34
162466	313588UC7	109	FNMA D N	3/27/2015	3/10/2016		0.285%	0.286%	860,000	857,623.89	1,279.97	859,346.16	442.30
162464	313588UD5	109	FNMA D N	3/27/2015	3/11/2016		0.285%	0.286%	860,000	857,617.08	1,279.97	859,342.10	445.05
162465	313588UG8	109	FNMA D N	3/27/2015	3/14/2016		0.285%	0.286%	860,000	857,596.66	1,279.97	859,329.92	453.29
162543	313588UH6	109	FNMA D N	4/8/2015	3/15/2016		0.260%	0.261%	1,000,000	997,530.00	1,271.11	999,216.11	415.00
162553	313396UJ0	109	FHLMC D N	4/8/2015	3/16/2016		0.230%	0.231%	1,000,000	997,808.61	1,124.45	999,211.39	278.33
162552	313396UK7	109	FHLMC D N	4/8/2015	3/17/2016		0.230%	0.231%	1,000,000	997,802.22	1,124.45	999,206.67	280.00
163095	313396UK7	109	FHLMC D N	6/11/2015	3/17/2016		0.200%	0.200%	1,000,000	998,444.44	622.22	999,206.67	140.01
162551	313396UL5	109	FHLMC D N	4/8/2015	3/18/2016		0.230%	0.231%	1,000,000	997,795.83	1,124.45	999,201.94	281.66
155698	3133ECLQ5	109	FFCB - BULLET	4/24/2013	3/18/2016		0.350%	0.370%	2,000,000	1,999,801.74	252.78	2,001,660.00	1,858.26
162550	313396UP6	109	FHLMC D N	4/8/2015	3/21/2016		0.230%	0.231%	1,000,000	997,776.67	1,124.44	999,187.78	286.67
162549	313396UQ4	109	FHLMC D N	4/8/2015	3/22/2016		0.230%	0.231%	1,000,000	997,770.28	1,124.44	999,183.06	288.34
162548	313396UR2	109	FHLMC D N	4/8/2015	3/23/2016		0.230%	0.231%	1,000,000	997,763.89	1,124.44	999,178.33	290.00
162547	313396US0	109	FHLMC D N	4/8/2015	3/24/2016		0.230%	0.231%	1,000,000	997,757.50	1,124.44	999,173.61	291.67
162546	313396UT8	109	FHLMC D N	4/8/2015	3/25/2016		0.230%	0.231%	1,000,000	997,751.11	1,124.45	999,168.89	293.33
162545	313396UW1	109	FHLMC D N	4/8/2015	3/28/2016		0.230%	0.231%	1,000,000	997,731.94	1,124.45	999,154.72	298.33

MIAMI-DADE COUNTY
REPORT WRITER
AS OF DATE: September 30, 2015
SORTING ORDER: FUND ICC#

INVSMT NUMBER	CUSIP NUMBER	FUND NUMBER	DESCRIPTION	PURCHASE SET DATE	MATURITY DATE	CALL DATE	INTEREST RATE	YTM TRADING	SCHEDULED PAR VALUE	CURRENT BOOK VALUE	PERIOD-END INTEREST ACCRL	MARKET VALUE	UNREALIZED GAIN/LOSS
162544	313396UX9	109	FHLMC D N	4/8/2015	3/29/2016		0.230%	0.231%	1,000,000	997,725.56	1,124.44	998,900.00	50.00
163091	313396UY7	109	FHLMC D N	6/11/2015	3/30/2016		0.200%	0.200%	1,000,000	998,372.22	622.22	998,893.89	(100.55)
156130	3135G0VA8	109	FNMA - BULLET	5/30/2013	3/30/2016		0.500%	0.500%	1,000,000	999,998.25	13.89	1,001,290.00	1,291.75
163090	313396UZ4	109	FHLMC D N	6/11/2015	3/31/2016		0.200%	0.200%	1,000,000	998,366.67	622.22	998,887.78	(101.11)
163571	313384VA4	109	FHLB D N	8/3/2015	4/1/2016		0.280%	0.281%	2,040,000	2,036,160.27	936.13	2,037,718.60	622.20
162516	313396VA8	109	FHLMC D N	4/2/2015	4/1/2016		0.270%	0.271%	17,000,000	16,953,462.50	23,205.00	16,980,988.33	4,320.83
162750	313588VA0	109	FNMA D N	5/1/2015	4/1/2016		0.240%	0.241%	3,385,000	3,377,417.60	3,452.70	3,381,214.44	344.14
162752	313588VA0	109	FNMA D N	5/1/2015	4/1/2016		0.240%	0.241%	507,000	505,864.32	517.14	506,433.01	51.55
162978	313588VA0	109	FNMA D N	5/29/2015	4/1/2016		0.220%	0.220%	6,400,000	6,387,953.78	4,888.89	6,392,842.67	0.00
162984	313588VA0	109	FNMA D N	6/1/2015	4/1/2016		0.225%	0.225%	5,315,000	5,304,868.28	4,052.69	5,309,056.06	135.09
163214	313588VA0	109	FNMA D N	6/22/2015	4/1/2016		0.230%	0.230%	3,990,000	3,982,760.37	2,574.66	3,985,537.85	202.82
163218	313588VA0	109	FNMA D N	6/23/2015	4/1/2016		0.230%	0.230%	1,625,000	1,622,061.91	1,038.19	1,623,182.71	82.61
163275	313588VA0	109	FNMA D N	6/26/2015	4/1/2016		0.225%	0.225%	5,640,000	5,630,130.00	3,419.25	5,633,692.60	143.35
163376	313588VA0	109	FNMA D N	7/10/2015	4/1/2016		0.180%	0.180%	3,938,000	3,932,762.46	1,634.27	3,933,596.00	(800.73)
163477	313588VA0	109	FNMA D N	7/22/2015	4/1/2016		0.200%	0.200%	6,430,000	6,420,926.56	2,536.28	6,422,809.12	(653.72)
163552	313588VA0	109	FNMA D N	7/30/2015	4/1/2016		0.205%	0.205%	9,265,000	9,252,021.28	3,323.82	9,254,638.64	(706.46)
157235	3130A05U0	109	FHLB - BULLET	10/1/2013	4/1/2016		0.460%	0.460%	15,000,000	15,000,000.00	34,500.00	15,018,900.00	18,900.00
163053	3130A5L23	109	FHLB - BULLET	6/8/2015	4/1/2016		0.250%	0.250%	10,000,000	10,000,000.00	7,847.22	10,005,300.00	5,300.00
162735	313396VD2	109	FHLMC D N	4/30/2015	4/4/2016		0.245%	0.246%	1,000,000	997,686.11	1,048.06	998,863.33	129.16
162734	313396VE0	109	FHLMC D N	4/30/2015	4/5/2016		0.245%	0.246%	1,000,000	997,679.31	1,048.05	998,857.22	129.86
162733	313396VF7	109	FHLMC D N	4/30/2015	4/6/2016		0.245%	0.246%	1,000,000	997,672.50	1,048.06	998,851.11	130.55
162740	313396VG5	109	FHLMC D N	4/30/2015	4/7/2016		0.245%	0.246%	1,000,000	997,665.69	1,048.06	998,845.00	131.25
162737	313396VH3	109	FHLMC D N	4/30/2015	4/8/2016		0.245%	0.246%	784,000	782,164.57	821.68	783,089.69	103.44
162772	313588VL6	109	FNMA D N	5/6/2015	4/1/2016		0.240%	0.241%	1,000,000	997,726.67	986.67	998,820.56	107.22
162773	313396VM2	109	FHLMC D N	5/6/2015	4/12/2016		0.240%	0.241%	1,000,000	997,720.00	986.67	998,814.44	107.77
162774	313396VN0	109	FHLMC D N	5/6/2015	4/13/2016		0.240%	0.241%	1,000,000	997,713.33	986.67	998,808.33	108.33
162775	313588VP7	109	FNMA D N	5/6/2015	4/14/2016		0.240%	0.241%	1,000,000	997,706.67	986.67	998,802.22	108.88
162776	313396VQ3	109	FHLMC D N	5/6/2015	4/15/2016		0.250%	0.251%	1,000,000	997,604.17	1,027.78	998,796.11	164.16
160522	3133EDV66	109	FFCB - BULLET	9/18/2014	4/18/2016		0.450%	0.450%	2,000,000	2,000,000.00	4,075.00	2,001,800.00	1,800.00
162806	313396VU4	109	FHLMC D N	5/11/2015	4/19/2016		0.250%	0.251%	1,000,000	997,611.11	993.06	998,771.67	167.50
162805	313588VW2	109	FNMA D N	5/11/2015	4/21/2016		0.260%	0.261%	1,300,000	1,296,751.44	1,342.61	1,298,387.28	293.23
162807	313588VX0	109	FNMA D N	5/11/2015	4/22/2016		0.260%	0.261%	1,020,000	1,017,443.77	1,053.43	1,018,728.40	231.20
162902	313588WA9	109	FNMA D N	5/21/2015	4/25/2016		0.240%	0.241%	1,000,000	997,733.33	886.67	998,735.00	115.00
162903	313588WB7	109	FNMA D N	5/21/2015	4/26/2016		0.240%	0.241%	1,000,000	997,726.67	886.67	998,728.89	115.55
162904	313588WC5	109	FNMA D N	5/21/2015	4/27/2016		0.240%	0.241%	1,000,000	997,720.00	886.67	998,722.78	116.11
162704	3130A56J3	109	FHLB - BULLET	4/27/2015	4/27/2016		0.300%	0.300%	2,000,000	2,000,000.00	2,566.67	2,000,420.00	420.00
162905	313588WD3	109	FNMA D N	5/21/2015	4/28/2016		0.240%	0.241%	1,000,000	997,713.33	886.67	998,716.67	116.67
162906	313588WE1	109	FNMA D N	5/21/2015	4/29/2016		0.240%	0.241%	1,000,000	997,706.67	886.67	998,710.56	117.22
162883	313384WH8	109	FHLB D N	5/18/2015	5/2/2016		0.295%	0.296%	1,000,000	997,131.94	1,114.45	998,692.22	445.83
162901	313588WJ0	109	FNMA D N	5/21/2015	5/3/2016		0.260%	0.261%	1,020,000	1,017,436.40	979.77	1,018,659.83	243.66
157503	3133ED6D9	109	FFCB - BULLET	11/4/2013	5/4/2016		0.500%	0.510%	2,000,000	1,999,799.89	4,083.33	2,001,320.00	1,520.11
162756	3133EEG95	109	FFCB - BULLET	5/5/2015	5/5/2016		0.300%	0.310%	2,000,000	1,999,800.00	2,433.33	1,999,580.00	(220.00)
162008	3133EEMS6	109	FFCB - BULLET	2/6/2015	5/6/2016		0.350%	0.360%	1,000,000	999,895.71	1,409.72	999,920.00	24.29
156796	3133ECWT7	109	FFCB - BULLET	8/9/2013	5/9/2016		0.650%	0.650%	2,000,000	2,000,000.00	5,127.78	2,004,660.00	4,660.00
162922	313588WR2	109	FNMA D N	5/26/2015	5/10/2016		0.260%	0.261%	1,000,000	997,472.22	924.45	998,643.33	246.66
162921	313588WS0	109	FNMA D N	5/26/2015	5/11/2016		0.260%	0.261%	710,000	708,200.15	656.36	709,032.43	175.92
162884	313384WT2	109	FHLB D N	5/18/2015	5/12/2016		0.290%	0.291%	448,000	446,700.80	490.81	447,386.74	195.13
160393	3133EDSR4	109	FFCB - BULLET	8/28/2014	5/13/2016		0.400%	0.411%	1,500,000	1,499,842.07	2,300.00	1,499,820.00	(22.07)
162864	3136G1L72	109	FNMA STEP UP	5/15/2015	5/15/2016	11/15/2015	0.875%	0.875%	3,000,000	3,000,000.00	9,916.67	3,002,730.00	2,730.00
162865	3136G1L72	109	FNMA STEP UP	5/15/2015	5/15/2016	11/15/2015	0.875%	0.875%	3,965,000	3,965,000.00	13,106.53	3,968,608.15	3,608.15
162867	3136G1L56	109	FNMA STEP UP	5/15/2015	5/15/2016	11/15/2015	0.875%	0.875%	5,000,000	5,000,000.00	16,527.78	4,999,900.00	(100.00)
159325	3133EDLQ3	109	FFCB - BULLET	5/16/2014	5/16/2016		0.400%	0.420%	2,000,000	1,999,600.55	3,000.00	2,002,460.00	2,859.45
162920	313396WZ2	109	FHLMC D N	5/26/2015	5/18/2016		0.280%	0.281%	700,000	698,050.89	696.89	699,016.11	268.33
162923	313396WZ2	109	FHLMC D N	5/26/2015	5/18/2016		0.280%	0.281%	1,000,000	997,215.56	995.55	998,594.44	383.33
162959	313396XA6	109	FHLMC D N	5/28/2015	5/19/2016		0.260%	0.261%	1,000,000	997,421.67	910.00	998,588.33	256.66

MIAMI-DADE COUNTY
REPORT WRITER
AS OF DATE: September 30, 2015
SORTING ORDER: FUND ICC#

INVSMT NUMBER	CUSIP NUMBER	FUND NUMBER	DESCRIPTION	PURCHASE SET DATE	MATURITY DATE	CALL DATE	INTEREST RATE	YTM TRADING	SCHEDULED PAR VALUE	CURRENT BOOK VALUE	PERIOD-END INTEREST ACCRL	MARKET VALUE	UNREALIZED GAIN/LOSS
162957	313396XB4	109	FHLMC D N	5/28/2015	5/20/2016		0.260%	0.261%	1,000,000	997,414.44	910.00	998,582.22	257.78
156044	3136G1M63	109	FNMA STEP UP	5/22/2013	5/22/2016	11/22/2015	0.750%	0.775%	4,000,000	3,999,000.92	10,750.00	3,999,840.00	839.08
164033	3136G1M63	109	FNMA STEP UP	9/22/2015	5/22/2016	11/22/2015	0.750%	0.750%	5,445,000	5,458,612.50	14,633.44	5,444,782.20	(217.80)
162958	313396XE8	109	FHLMC D N	5/28/2015	5/23/2016		0.260%	0.261%	1,000,000	997,392.78	910.00	998,563.89	261.11
156077	3133833M1	109	FHLB STEP UP	5/24/2013	5/23/2016	11/23/2015	0.750%	0.784%	3,500,000	3,498,833.34	9,333.33	3,500,455.00	1,621.66
162935	313396XF5	109	FHLMC D N	5/27/2015	5/24/2016		0.280%	0.281%	1,800,000	1,794,918.00	1,778.00	1,797,404.00	708.00
162956	313384XG9	109	FHLB D N	5/28/2015	5/25/2016		0.290%	0.291%	1,500,000	1,495,613.75	1,522.50	1,497,827.50	691.25
160436	3133EDTP7	109	FFCB - BULLET	9/2/2014	5/26/2016		0.400%	0.440%	1,500,000	1,499,402.26	2,083.33	1,501,695.00	2,292.74
162955	313384XJ3	109	FHLB D N	5/28/2015	5/27/2016		0.280%	0.281%	1,000,000	997,161.11	980.00	998,539.44	398.33
163159	313588XN0	109	FNMA D N	6/17/2015	5/31/2016		0.265%	0.266%	1,000,000	997,430.97	780.28	998,245.00	33.75
163093	313384XP9	109	FHLB D N	6/11/2015	6/1/2016		0.350%	0.351%	3,000,000	2,989,616.67	3,266.67	2,994,713.33	1,829.99
163017	313384XQ7	109	FHLB D N	6/3/2015	6/2/2016		0.300%	0.301%	1,500,000	1,495,437.50	1,500.00	1,497,345.83	408.33
159481	3133EDMN9	109	FFCB - BULLET	6/2/2014	6/2/2016		0.375%	0.390%	2,000,000	1,999,700.41	2,479.17	2,000,620.00	919.59
156024	3133ECQG2	109	FFCB - BULLET	6/3/2013	6/3/2016		0.440%	0.440%	3,000,000	3,000,000.00	4,326.67	3,002,730.00	2,730.00
160699	3130A22N5	109	FHLB - BULLET	9/25/2014	6/6/2016		0.420%	0.460%	1,000,000	999,599.67	1,341.67	1,000,130.00	530.33
163096	313396XV0	109	FHLMC D N	6/11/2015	6/7/2016		0.280%	0.281%	1,000,000	997,184.44	871.11	998,194.44	138.89
163050	313384XW4	109	FHLB D N	6/8/2015	6/8/2016		0.330%	0.331%	2,000,000	1,993,290.00	2,108.33	1,996,374.44	976.11
163063	313384XX2	109	FHLB D N	6/9/2015	6/9/2016		0.330%	0.331%	2,000,000	1,993,290.00	2,090.00	1,996,360.00	980.00
163094	313384XY0	109	FHLB D N	6/11/2015	6/10/2016		0.345%	0.346%	2,000,000	1,993,004.17	2,146.67	1,996,345.56	1,194.72
163155	313384YB9	109	FHLB D N	6/17/2015	6/13/2016		0.360%	0.361%	1,000,000	996,380.00	1,060.00	998,151.11	711.11
163156	313384YC7	109	FHLB D N	6/17/2015	6/14/2016		0.360%	0.361%	1,000,000	996,370.00	1,060.00	998,143.89	713.89
163157	313384YD5	109	FHLB D N	6/17/2015	6/15/2016		0.360%	0.361%	1,000,000	996,360.00	1,060.00	998,136.67	716.67
163297	313396YE7	109	FHLMC D N	6/30/2015	6/16/2016		0.290%	0.291%	5,000,000	4,985,822.22	3,745.83	4,990,647.22	1,079.17
163029	3130A5FL8	109	FHLB - BULLET	6/3/2015	6/17/2016		0.330%	0.355%	2,000,000	1,999,496.68	1,906.67	1,998,740.00	(756.68)
159596	3133EDNS7	109	FFCB - BULLET	6/20/2014	6/20/2016		0.450%	0.450%	1,000,000	1,000,000.00	1,262.50	1,000,170.00	170.00
160092	3133EDNS7	109	FFCB - BULLET	8/1/2014	6/20/2016		0.450%	0.450%	3,000,000	3,000,000.00	3,787.50	3,000,510.00	510.00
163015	3130A5GB9	109	FHLB - BULLET	6/3/2015	6/20/2016		0.340%	0.350%	2,000,000	1,999,797.96	1,907.77	1,999,800.00	2.04
163335	313588YK5	109	FNMA D N	7/7/2015	6/21/2016		0.250%	0.251%	500,000	498,784.72	298.61	499,046.67	(36.66)
161618	3133EDVN9	109	FFCB - BULLET	9/22/2014	6/22/2016		0.500%	0.520%	2,300,000	2,299,540.18	3,162.50	2,304,715.00	5,174.82
163246	3133EE2G4	109	FFCB - BULLET	6/24/2015	6/24/2016		0.420%	0.420%	3,000,000	3,000,000.00	3,395.00	2,998,530.00	(1,470.00)
157786	3133834R9	109	FHLB - BULLET	11/26/2013	6/24/2016		0.375%	0.400%	1,300,000	1,299,672.23	1,313.54	1,298,752.00	(920.23)
163336	313396YR8	109	FHLMC D N	7/7/2015	6/27/2016		0.250%	0.251%	1,000,000	997,527.78	597.22	998,050.00	(75.00)
163337	313396YS6	109	FHLMC D N	7/7/2015	6/28/2016		0.250%	0.251%	1,000,000	997,520.83	597.22	998,080.00	(38.05)
163338	313396YT4	109	FHLMC D N	7/7/2015	6/29/2016		0.250%	0.251%	1,000,000	997,513.89	597.22	998,070.00	(41.11)
162936	3130A5GD5	109	FHLB - BULLET	5/27/2015	6/30/2016		0.320%	0.356%	3,000,000	2,998,932.38	2,426.67	2,999,460.00	527.62
163836	313384YV5	109	FHLB D N	9/2/2015	7/1/2016		0.400%	0.401%	2,630,000	2,621,145.67	847.44	2,624,687.40	2,694.29
163423	313588YV1	109	FNMA D N	7/16/2015	7/1/2016		0.270%	0.271%	976,000	973,430.68	563.64	974,028.48	34.16
163694	313588YV1	109	FNMA D N	8/18/2015	7/1/2016		0.380%	0.381%	5,000,000	4,983,216.67	2,322.22	4,989,900.00	4,361.11
156016	3135G0XP3	109	FNMA - BULLET	5/21/2013	7/5/2016		0.375%	0.460%	2,900,000	2,897,558.30	2,597.92	2,900,058.00	2,499.70
163450	313384ZA0	109	FHLB D N	7/17/2015	7/6/2016		0.340%	0.341%	690,000	687,686.58	495.27	688,585.50	403.65
163395	313396ZB2	109	FHLMC D N	7/14/2015	7/7/2016		0.290%	0.291%	607,000	605,244.59	386.29	605,749.58	118.70
163394	313396ZC0	109	FHLMC D N	7/14/2015	7/8/2016		0.290%	0.291%	1,000,000	997,100.00	636.39	997,930.00	193.61
159858	3133EDQ96	109	FFCB - BULLET	7/11/2014	7/11/2016		0.500%	0.500%	2,000,000	2,000,000.00	2,222.22	2,002,520.00	2,520.00
163393	313396ZG1	109	FHLMC D N	7/14/2015	7/12/2016		0.290%	0.291%	1,000,000	997,067.78	636.39	997,900.00	195.83
163453	313396ZH9	109	FHLMC D N	7/20/2015	7/13/2016		0.300%	0.301%	1,000,000	997,008.33	608.33	997,890.00	273.34
163473	313396ZJ5	109	FHLMC D N	7/21/2015	7/14/2016		0.330%	0.331%	1,000,000	996,709.17	660.00	997,890.00	520.83
163576	313312ZK9	109	FFCB D N	8/4/2015	7/15/2016		0.380%	0.381%	730,000	727,333.88	446.92	728,452.40	671.60
163472	313396ZK2	109	FHLMC D N	7/21/2015	7/15/2016		0.330%	0.331%	1,000,000	996,700.00	660.00	997,880.00	520.00
163457	313384ZN2	109	FHLB D N	7/20/2015	7/18/2016		0.360%	0.361%	793,000	790,113.48	578.89	791,302.98	610.61
163511	313384ZN2	109	FHLB D N	7/24/2015	7/18/2016		0.360%	0.361%	785,000	782,174.00	541.65	783,320.10	604.45
163527	313384ZN2	109	FHLB D N	7/28/2015	7/18/2016		0.370%	0.371%	1,795,000	1,788,432.29	1,199.16	1,791,158.70	1,527.25
163570	313384ZN2	109	FHLB D N	7/31/2015	7/18/2016		0.370%	0.371%	865,000	861,861.73	551.20	863,148.90	735.97
163478	313384ZP7	109	FHLB D N	7/22/2015	7/19/2016		0.350%	0.351%	1,000,000	996,470.83	690.28	997,850.00	688.89
163479	313384ZQ5	109	FHLB D N	7/22/2015	7/20/2016		0.350%	0.351%	1,000,000	996,461.11	690.28	997,840.00	688.61
163480	313384ZR3	109	FHLB D N	7/22/2015	7/21/2016		0.350%	0.351%	1,000,000	996,451.39	690.28	997,840.00	698.33

MIAMI-DADE COUNTY
REPORT WRITER
AS OF DATE: September 30, 2015
SORTING ORDER: FUND ICC#

INVSMT NUMBER	CUSIP NUMBER	FUND NUMBER	DESCRIPTION	PURCHASE SET DATE	MATURITY DATE	CALL DATE	INTEREST RATE	YTM TRADING	SCHEDULED PAR VALUE	CURRENT BOOK VALUE	PERIOD-END INTEREST ACCRL	MARKET VALUE	UNREALIZED GAIN/LOSS
163568	313384ZS1	109	FHLB D N	7/31/2015	7/22/2016		0.350%	0.351%	2,000,000	1,993,058.33	1,205.56	1,995,660.00	1,396.11
163625	313312ZV5	109	FFCB D N	8/10/2015	7/25/2016		0.410%	0.412%	781,000	777,886.85	462.53	779,289.61	940.23
163567	313384ZV4	109	FHLB D N	7/31/2015	7/25/2016		0.350%	0.351%	2,100,000	2,092,650.00	1,265.83	2,095,401.00	1,485.17
163065	3130A5LV9	109	FHLB - BULLET	6/9/2015	7/26/2016		0.400%	0.400%	3,000,000	3,000,000.00	2,166.67	3,000,450.00	450.00
163569	313384ZX0	109	FHLB D N	7/31/2015	7/27/2016		0.350%	0.351%	1,500,000	1,494,720.83	904.17	1,496,685.00	1,060.00
163668	313588ZY4	109	FNMA D N	8/14/2015	7/28/2016		0.390%	0.391%	2,000,000	1,992,438.33	1,040.00	1,995,560.00	2,081.67
163553	313384ZZ5	109	FHLB D N	7/30/2015	7/29/2016		0.360%	0.361%	2,000,000	1,992,700.00	1,260.00	1,995,560.00	1,600.00
161981	3136G1AJ8	109	FNMA STEP UP	1/30/2015	7/30/2016	10/30/2015	0.800%	0.800%	1,000,000	1,000,000.00	1,355.56	1,000,460.00	460.00
163655	313588AA7	109	FNMA D N	8/13/2015	8/1/2016		0.400%	0.402%	2,147,000	2,138,555.13	1,168.92	2,141,825.73	2,101.68
163667	313588AA54	109	FNMA D N	8/14/2015	8/2/2016		0.410%	0.412%	2,000,000	1,991,936.67	1,093.33	1,995,180.00	2,150.00
163809	313312A67	109	FFCB D N	8/28/2015	8/3/2016		0.420%	0.422%	2,000,000	1,992,043.34	793.33	1,995,160.00	2,323.33
163671	313396A60	109	FHLMC D N	8/14/2015	8/3/2016		0.400%	0.402%	1,500,000	1,494,083.33	800.00	1,496,370.00	1,486.67
163670	313588A70	109	FNMA D N	8/14/2015	8/4/2016		0.410%	0.412%	1,615,000	1,608,452.07	882.87	1,611,075.55	1,740.61
163682	313396A86	109	FHLMC D N	8/17/2015	8/5/2016		0.400%	0.402%	2,500,000	2,490,166.67	1,250.00	2,493,900.00	2,483.33
163683	313588B38	109	FNMA D N	8/17/2015	8/8/2016		0.400%	0.402%	2,000,000	1,992,066.67	1,000.00	1,995,080.00	2,013.33
163681	313396B44	109	FHLMC D N	8/17/2015	8/9/2016		0.400%	0.402%	2,415,000	2,405,393.67	1,207.50	2,409,034.95	2,433.78
163669	313396B51	109	FHLMC D N	8/14/2015	8/10/2016		0.400%	0.402%	2,000,000	1,991,955.56	1,066.67	1,995,040.00	2,017.77
160180	3133EDSH6	109	FFCB - BULLET	8/13/2014	8/11/2016		0.500%	0.500%	2,000,000	2,000,000.00	1,388.89	2,001,620.00	1,620.00
163746	313312C24	109	FFCB D N	8/21/2015	8/15/2016		0.440%	0.442%	3,184,000	3,169,990.40	1,595.54	3,175,976.32	4,390.38
160239	3130A2UX2	109	FHLB - BULLET	8/18/2014	8/15/2016		0.500%	0.501%	1,500,000	1,499,984.96	958.33	1,501,485.00	1,500.04
163787	313588C37	109	FNMA D N	8/27/2015	8/16/2016		0.380%	0.381%	2,000,000	1,992,505.56	738.89	1,994,960.00	1,715.55
162125	3133EEQG8	109	FFCB - BULLET	2/17/2015	8/17/2016		0.550%	0.550%	2,000,000	2,000,000.00	1,344.44	2,003,080.00	3,080.00
163810	313588C52	109	FNMA D N	8/28/2015	8/18/2016		0.380%	0.381%	2,000,000	1,992,484.44	717.78	1,994,920.00	1,717.78
163786	3134G7MF5	109	FHLMC STEP UP	8/27/2015	8/18/2016		1.000%	1.000%	4,300,000	4,301,075.00	5,136.11	4,304,386.00	4,386.00
163788	313588C60	109	FNMA D N	8/27/2015	8/19/2016		0.380%	0.381%	2,000,000	1,992,442.22	738.89	1,994,900.00	1,718.89
164034	313396C92	109	FHLMC D N	9/22/2015	8/22/2016		0.305%	0.306%	2,000,000	1,994,323.61	152.50	1,994,860.00	383.89
164036	313396D26	109	FHLMC D N	9/22/2015	8/23/2016		0.305%	0.306%	2,000,000	1,994,306.67	152.50	1,994,840.00	380.83
164037	313396D34	109	FHLMC D N	9/22/2015	8/24/2016		0.305%	0.306%	2,000,000	1,994,289.72	152.50	1,994,820.00	377.78
164035	313396D42	109	FHLMC D N	9/22/2015	8/25/2016		0.305%	0.306%	2,000,000	1,994,272.78	152.50	1,994,800.00	374.72
160286	3133EDTK8	109	FFCB - BULLET	8/26/2014	8/26/2016		0.500%	0.500%	2,000,000	2,000,000.00	972.22	2,001,980.00	1,980.00
162242	3130A42R2	109	FHLB STEP UP	3/2/2015	8/27/2016	11/27/2015	1.000%	1.307%	2,300,000	2,293,055.61	2,172.22	2,303,404.00	10,348.39
163859	313396D83	109	FHLMC D N	9/3/2015	8/29/2016		0.370%	0.371%	1,000,000	996,289.72	287.78	997,370.00	792.50
163882	313396D83	109	FHLMC D N	9/4/2015	8/29/2016		0.360%	0.361%	1,000,000	996,400.00	270.00	997,370.00	700.00
163881	313396D91	109	FHLMC D N	9/4/2015	8/30/2016		0.360%	0.361%	2,000,000	1,992,780.00	540.00	1,994,720.00	1,400.00
163883	313396E25	109	FHLMC D N	9/4/2015	8/31/2016		0.360%	0.361%	1,000,000	996,380.00	270.00	997,360.00	710.00
164038	313588E35	109	FNMA D N	9/22/2015	9/1/2016		0.300%	0.301%	1,714,000	1,709,072.25	128.55	1,709,046.54	(154.26)
164044	313312E48	109	FFCB D N	9/23/2015	9/2/2016		0.370%	0.371%	3,000,000	2,989,362.50	246.67	2,991,300.00	1,690.83
163953	313396E82	109	FHLMC D N	9/14/2015	9/6/2016		0.410%	0.412%	1,346,000	1,340,512.06	260.60	1,342,042.76	1,270.10
162097	3133EEND8	109	FFCB - BULLET	2/12/2015	9/6/2016		0.420%	0.580%	3,000,000	2,995,229.48	875.00	3,001,380.00	6,150.52
162995	3133EET59	109	FFCB - BULLET	6/8/2015	9/8/2016		0.450%	0.450%	2,000,000	2,000,000.00	575.00	2,002,080.00	2,080.00
164045	313312F96	109	FFCB D N	9/23/2015	9/15/2016		0.420%	0.422%	3,000,000	2,987,470.00	280.00	2,990,970.00	3,220.00
164046	313396G56	109	FHLMC D N	9/23/2015	9/19/2016		0.335%	0.336%	2,000,000	1,993,262.78	148.89	1,993,900.00	488.33
164043	313396G80	109	FHLMC D N	9/23/2015	9/22/2016		0.335%	0.336%	3,000,000	2,989,810.42	223.33	2,990,790.00	756.25
160590	3133EDVZ2	109	FFCB - BULLET	9/23/2014	9/23/2016		0.650%	0.650%	2,000,000	2,000,000.00	288.89	2,007,980.00	7,980.00
160214	3130A2T97	109	FHLB - BULLET	8/15/2014	9/28/2016		0.500%	0.540%	2,000,000	1,999,199.35	83.32	2,001,520.00	2,320.65
164118	3134G7H46	109	FHLMC STEP UP	9/28/2015	9/28/2016	12/28/2015	0.625%	0.625%	8,000,000	8,000,000.00	416.67	8,002,320.00	2,320.00
162243	3133EEFM7	109	FFCB - BULLET	3/2/2015	10/14/2016		0.580%	0.595%	1,600,000	1,599,644.54	4,304.89	1,603,312.00	3,667.46
163048	3130A3CW2	109	FHLB - BULLET	6/5/2015	10/17/2016		0.500%	0.530%	2,000,000	2,000,513.33	4,555.55	2,000,980.00	1,800.00
163049	3130A3CW2	109	FHLB - BULLET	6/5/2015	10/17/2016		0.500%	0.530%	700,000	700,179.67	1,594.45	700,343.00	630.00
163066	3130A3CW2	109	FHLB - BULLET	6/9/2015	10/17/2016		0.500%	0.510%	2,000,000	2,001,164.44	4,555.55	2,000,980.00	1,260.00
162847	3133EEM64	109	FFCB - BULLET	5/19/2015	10/19/2016		0.480%	0.480%	2,000,000	2,000,000.00	3,520.00	2,003,340.00	3,340.00
157502	3133ED6C1	109	FFCB - BULLET	11/1/2013	11/1/2016		0.650%	0.650%	2,000,000	2,000,000.00	5,416.67	2,006,360.00	6,360.00
157535	3133ED6C1	109	FFCB - BULLET	11/5/2013	11/1/2016		0.650%	0.658%	3,000,000	2,999,622.93	8,125.00	3,009,540.00	9,917.07
157187	3134G3S50	109	FHLMC - BULLET	9/24/2013	11/1/2016		0.625%	0.850%	3,000,000	2,989,993.09	7,812.50	3,003,720.00	13,726.91
158836	3134G3S50	109	FHLMC - BULLET	3/25/2014	11/1/2016		0.625%	0.781%	2,000,000	1,995,375.02	5,208.33	2,002,480.00	7,104.98

MIAMI-DADE COUNTY
REPORT WRITER
AS OF DATE: September 30, 2015
SORTING ORDER: FUND ICC#

INVSMT NUMBER	CUSIP NUMBER	FUND NUMBER	DESCRIPTION	PURCHASE SET DATE	MATURITY DATE	CALL DATE	INTEREST RATE	YTM TRADING	SCHEDULED PAR VALUE	CURRENT BOOK VALUE	PERIOD-END INTEREST ACCRL	MARKET VALUE	UNREALIZED GAIN/LOSS
162758	3133EEG20	109	FFCB - BULLET	5/4/2015	11/4/2016		0.480%	0.530%	2,000,000	1,998,520.00	3,920.00	2,002,340.00	3,820.00
157183	313381B53	109	FHLB - BULLET	9/24/2013	11/14/2016		0.580%	0.853%	3,000,000	2,987,880.84	6,621.67	3,002,310.00	14,429.16
162349	3134G5S89	109	FHLMC C I	3/16/2015	11/25/2016	11/25/2015	0.550%	0.699%	1,000,000	997,786.29	1,925.00	999,700.00	1,913.71
162934	3130A5GM5	109	FHLB - BULLET	5/27/2015	12/15/2016		0.550%	0.570%	2,000,000	1,999,401.83	3,238.89	2,000,780.00	1,378.17
157749	3130A0C65	109	FHLB - BULLET	11/22/2013	12/28/2016		0.625%	0.661%	2,000,000	1,998,944.66	3,229.17	2,004,220.00	5,275.34
157778	3130A0C65	109	FHLB - BULLET	11/26/2013	12/28/2016		0.625%	0.630%	1,600,000	1,599,875.63	2,583.34	1,603,376.00	3,500.37
159538	3133EDNC2	109	FFCB - BULLET	6/13/2014	1/13/2017		0.700%	0.724%	2,000,000	1,999,302.86	3,033.33	2,005,540.00	6,237.14
162937	3137EADU0	109	FHLMC - BULLET	5/27/2015	1/27/2017		0.500%	0.594%	2,000,000	1,997,196.60	1,777.78	1,999,620.00	2,423.40
152682	3133EAA81	109	FFCB C I	7/30/2012	1/30/2017	10/7/2015	0.780%	0.803%	2,500,000	2,499,165.66	3,304.17	2,500,150.00	984.34
162113	3136G2DH7	109	FNMA STEP UP	2/13/2015	2/13/2017	11/13/2015	1.250%	1.331%	2,500,000	2,496,995.90	4,166.67	2,502,650.00	5,654.10
162338	3136G2DQ7	109	FNMA STEP UP	3/12/2015	2/13/2017	11/13/2015	1.500%	1.513%	1,565,000	1,564,694.89	3,130.00	1,566,752.80	2,057.91
154922	3133ECG99	109	FFCB - BULLET	2/22/2013	2/22/2017		0.660%	0.679%	1,500,000	1,499,577.25	1,072.50	1,499,850.00	272.75
162287	3133EESK7	109	FFCB - BULLET	3/6/2015	3/3/2017		0.650%	0.740%	1,300,000	1,298,264.50	657.22	1,301,027.00	2,762.50
160032	3133782N0	109	FHLB - BULLET	7/25/2014	3/10/2017		0.875%	0.875%	2,000,000	2,000,000.00	1,020.83	2,005,460.00	5,460.00
159156	3135G0VM2	109	FNMA - BULLET	4/24/2014	3/14/2017		0.750%	0.850%	2,050,000	2,046,976.30	726.04	2,054,202.50	7,226.20
162361	3133EUD0	109	FFCB C I	3/23/2015	3/23/2017	3/23/2016	0.780%	0.780%	10,000,000	10,000,000.00	1,733.33	9,999,700.00	(300.00)
162706	3133EEC73	109	FFCB - BULLET	4/27/2015	3/27/2017		0.550%	0.590%	2,000,000	1,998,798.80	122.22	1,999,080.00	281.20
155386	3133ECCK7	109	FFCB - BULLET	3/28/2013	3/28/2017		0.650%	0.658%	2,100,000	2,099,764.55	113.75	2,101,323.00	1,558.45
157185	3133ECCK7	109	FFCB - BULLET	9/24/2013	3/28/2017		0.650%	0.993%	1,500,000	1,492,449.35	81.25	1,500,945.00	8,495.65
160700	3130A2YK6	109	FHLB - BULLET	9/25/2014	3/29/2017		0.875%	0.876%	1,000,000	999,988.08	48.60	1,005,500.00	5,511.92
160395	3133EDUE0	109	FFCB - BULLET	9/5/2014	4/5/2017		0.850%	0.860%	2,000,000	1,999,612.94	8,311.11	2,002,480.00	2,867.06
159195	3135G0ZB2	109	FNMA - BULLET	4/29/2014	4/20/2017		0.750%	0.912%	2,200,000	2,193,070.71	7,379.17	2,202,860.00	9,789.29
159329	3135G0ZB2	109	FNMA - BULLET	5/14/2014	4/20/2017		0.750%	0.810%	2,000,000	1,997,630.22	6,708.33	2,002,600.00	4,969.78
162650	3133EEZR4	109	FFCB - BULLET	4/21/2015	4/21/2017		0.600%	0.600%	2,000,000	2,000,000.00	5,333.33	1,997,820.00	(2,180.00)
162676	3133EEZR4	109	FFCB - BULLET	4/23/2015	4/21/2017		0.600%	0.651%	2,000,000	1,998,066.67	5,333.34	1,997,820.00	(180.00)
162022	3133ECMM3	109	FFCB - BULLET	2/4/2015	4/25/2017		0.600%	0.680%	2,000,000	1,996,813.56	5,200.00	2,000,000.00	3,186.44
153909	3133EAE38	109	FFCB C I	8/1/2012	5/1/2017	10/7/2015	0.820%	0.834%	5,000,000	4,998,631.77	17,083.33	5,000,350.00	1,718.23
153911	3133EAE38	109	FFCB C I	8/20/2012	5/1/2017	10/7/2015	0.820%	0.902%	5,700,000	5,690,901.60	19,475.00	5,700,399.00	9,497.40
159382	3133EDLV2	109	FFCB - BULLET	5/22/2014	5/22/2017		0.850%	0.850%	2,000,000	2,000,000.00	6,091.67	2,006,760.00	6,760.00
162877	3133EEN48	109	FFCB - BULLET	5/22/2015	5/22/2017		0.625%	0.625%	2,000,000	2,000,000.00	4,479.17	1,999,780.00	(220.00)
160043	3130A1NN4	109	FHLB - BULLET	7/29/2014	5/24/2017		0.875%	0.930%	1,000,000	998,915.63	3,086.81	1,004,470.00	5,554.37
163474	3130A5EP0	109	FHLB - BULLET	7/21/2015	5/30/2017		0.625%	0.715%	1,000,000	999,225.42	2,100.70	1,000,100.00	1,760.00
159491	3133EDMV1	109	FFCB - BULLET	6/5/2014	6/5/2017		0.800%	0.866%	1,800,000	1,797,674.13	4,640.00	1,801,674.00	3,999.87
159634	3133ECKV5	109	FFCB - BULLET	6/17/2014	6/5/2017		0.700%	1.000%	1,000,000	994,107.48	2,255.56	999,370.00	5,262.52
152261	3133EATE8	109	FFCB - BULLET	6/22/2012	6/8/2017		0.900%	0.940%	4,000,000	3,996,873.73	11,300.00	4,010,760.00	13,886.27
159635	313379FW4	109	FHLB - BULLET	6/17/2014	6/9/2017		1.000%	1.001%	3,565,000	3,564,904.32	11,091.11	3,586,710.85	21,806.53
160499	3130A2Z33	109	FHLB - BULLET	9/9/2014	6/29/2017		1.000%	1.040%	1,000,000	999,215.82	2,555.56	1,005,640.00	6,424.18
159755	3133EDPQ9	109	FFCB - BULLET	7/3/2014	7/3/2017		0.900%	0.900%	800,000	800,000.00	1,760.00	802,048.00	2,048.00
160114	3133EDSE3	109	FFCB - BULLET	8/11/2014	7/11/2017		0.950%	0.950%	3,000,000	3,000,000.00	6,333.33	3,009,780.00	9,780.00
160296	3133EDSE3	109	FFCB - BULLET	8/21/2014	7/11/2017		0.950%	0.960%	3,000,000	2,999,398.01	6,333.33	3,009,780.00	10,381.99
159886	3133EDQM7	109	FFCB - BULLET	7/17/2014	7/17/2017		1.000%	1.000%	2,000,000	2,000,000.00	4,111.11	2,008,220.00	8,220.00
163680	3133EE4K3	109	FFCB - BULLET	7/29/2015	7/21/2017		0.720%	0.790%	2,000,000	1,997,580.00	2,800.00	1,999,580.00	2,320.00
160500	3134G3ZH6	109	FHLMC - BULLET	9/9/2014	7/25/2017		1.000%	1.070%	1,000,000	998,623.43	1,833.33	1,005,690.00	7,066.57
159716	3137EADJ5	109	FHLMC - BULLET	6/23/2014	7/28/2017		1.000%	1.010%	1,000,000	999,799.91	1,750.00	1,006,760.00	6,960.09
160056	3137EADJ5	109	FHLMC - BULLET	7/29/2014	7/28/2017		1.000%	1.000%	2,000,000	2,000,000.00	3,500.00	2,013,520.00	13,520.00
152735	3133804V6	109	FHLB C I	8/9/2012	8/9/2017	10/7/2015	1.000%	1.000%	4,000,000	4,000,000.00	5,777.78	4,000,360.00	360.00
152961	3133804V6	109	FHLB C I	8/21/2012	8/9/2017	10/7/2015	1.000%	1.021%	5,000,000	4,997,488.98	7,222.22	5,000,450.00	2,961.02
160222	3133EDSU7	109	FFCB - BULLET	8/15/2014	8/15/2017		1.000%	1.000%	2,000,000	2,000,000.00	2,555.56	2,009,120.00	9,120.00
152781	3135G0NF6	109	FNMA C I	8/21/2012	8/21/2017	10/21/2015	1.000%	1.000%	10,000,000	10,000,000.00	11,111.11	10,004,600.00	4,600.00
158973	3135G0MZ3	109	FNMA - BULLET	4/8/2014	8/28/2017		0.875%	1.100%	2,000,000	1,991,190.47	1,604.17	2,002,780.00	11,589.53
159330	3135G0MZ3	109	FNMA - BULLET	5/14/2014	8/28/2017		0.875%	0.970%	2,000,000	1,996,258.90	1,604.17	2,002,780.00	6,521.10
157014	3133ECZ31	109	FFCB - BULLET	9/6/2013	9/6/2017		1.410%	1.436%	1,000,000	999,500.34	979.17	1,012,310.00	12,809.66
159482	313380EC7	109	FHLB - BULLET	5/30/2014	9/8/2017		0.750%	0.890%	1,480,000	1,475,929.32	709.17	1,480,340.40	4,411.08
162661	313380EC7	109	FHLB - BULLET	4/21/2015	9/8/2017		0.750%	0.750%	5,000,000	5,000,000.00	2,395.83	5,001,150.00	1,150.00
157186	3135G0PP2	109	FNMA - BULLET	9/24/2013	9/20/2017		1.000%	1.250%	3,000,000	2,985,420.04	916.67	3,012,540.00	27,119.96

MIAMI-DADE COUNTY
REPORT WRITER
AS OF DATE: September 30, 2015
SORTING ORDER: FUND ICC#

INVSMT NUMBER	CUSIP NUMBER	FUND NUMBER	DESCRIPTION	PURCHASE SET DATE	MATURITY DATE	CALL DATE	INTEREST RATE	YTM TRADING	SCHEDULED PAR VALUE	CURRENT BOOK VALUE	PERIOD-END INTEREST ACCRL	MARKET VALUE	UNREALIZED GAIN/LOSS
160572	3133EDVU3	109	FFCB - BULLET	9/22/2014	9/22/2017		1.125%	1.133%	2,000,000	1,999,666.97	562.50	2,011,580.00	11,913.03
160480	3135G0ZL0	109	FNMA - BULLET	9/4/2014	9/27/2017		1.000%	1.130%	1,000,000	997,453.81	111.11	1,004,490.00	7,036.19
164120	3133EFFH5	109	FFCB C I	9/28/2015	9/28/2017	3/28/2016	0.810%	0.810%	3,000,000	3,000,000.00	202.50	2,998,530.00	(1,470.00)
159328	3137EADL0	109	FHLMC - BULLET	5/14/2014	9/29/2017		1.000%	1.000%	2,000,000	1,999,988.16	111.11	2,012,100.00	12,111.84
160176	3137EADL0	109	FHLMC - BULLET	8/12/2014	9/29/2017		1.000%	1.060%	2,000,000	1,997,638.99	111.11	2,012,100.00	14,461.01
162499	3130AA4S86	109	FHLB STEP UP	3/31/2015	9/30/2017	12/30/2015	1.250%	1.260%	8,530,000	8,528,296.80	296.18	8,543,306.80	15,010.00
159303	3135G0PQ0	109	FNMA - BULLET	5/12/2014	10/26/2017		0.875%	1.090%	5,000,000	4,973,723.23	18,836.81	5,015,000.00	41,276.77
159483	3133EC2N3	109	FFCB - BULLET	5/30/2014	11/13/2017		0.780%	0.950%	1,500,000	1,493,736.60	4,485.00	1,501,980.00	8,243.40
157111	3133EAA32	109	FFCB - BULLET	9/13/2013	11/15/2017		0.900%	1.500%	1,000,000	985,492.35	3,400.00	1,002,040.00	16,547.65
160435	3130A2X76	109	FHLB - BULLET	9/2/2014	11/28/2017		1.150%	1.150%	2,000,000	2,000,000.00	7,858.33	2,008,720.00	8,720.00
159332	3137EADN6	109	FHLMC - BULLET	5/14/2014	1/12/2018		0.750%	1.160%	2,000,000	1,979,986.20	3,291.67	1,998,320.00	18,333.80
163138	3136G1B73	109	FNMA STEP UP	6/15/2015	1/30/2018	10/30/2015	0.875%	0.885%	5,000,000	4,998,809.90	7,413.19	5,002,400.00	3,590.10
162336	3134G6DA8	109	FHLMC STEP UP	3/12/2015	2/27/2018	11/27/2015	1.600%	1.687%	3,325,000	3,317,984.65	5,024.44	3,332,248.50	14,263.85
159331	3137EADP1	109	FHLMC - BULLET	5/14/2014	3/7/2018		0.875%	1.220%	2,000,000	1,983,218.76	1,166.67	2,001,700.00	18,481.24
163427	3136G1GP8	109	FNMA - BULLET	7/16/2015	3/27/2018		1.000%	1.005%	3,000,000	2,999,611.55	333.33	3,008,430.00	8,818.45
162304	3130A4GJ5	109	FHLB - BULLET	3/10/2015	4/25/2018		1.125%	1.130%	750,000	749,884.94	3,656.25	755,092.50	5,207.56
159381	3133EDLX8	109	FFCB - BULLET	5/21/2014	5/21/2018		1.320%	1.320%	2,000,000	2,000,000.00	9,533.33	2,022,340.00	22,340.00
164119	3134G7D73	109	FHLMC C I	9/28/2015	9/28/2018	12/28/2015	1.200%	1.200%	3,000,000	3,000,000.00	300.00	3,007,110.00	7,110.00
164121	3134G7M99	109	FHLMC C I	9/28/2015	9/28/2018	12/28/2015	1.200%	1.200%	2,205,000	2,205,000.00	220.50	2,205,000.00	0.00
160479	3133EDTU6	109	FFCB - BULLET	9/4/2014	3/4/2019		1.700%	1.705%	1,000,000	999,821.26	1,275.00	1,015,630.00	15,808.74
109 Total									1,030,923,064	1,029,701,730.93	1,097,241.55	1,031,005,342.08	870,535.37
163510	313396MK6	300	FHLMC D N	7/24/2015	10/1/2015		0.090%	0.090%	1,159,000	1,158,800.07	199.93	1,159,000.00	0.00
151203	WACHOVIA8	300	WACHOVIA INT BEARING	3/1/2012	10/1/2015		0.020%	0.020%	1,766,232	1,766,232.42	17.74	1,766,232.42	0.00
163207	313384ML0	300	FHLB D N	6/22/2015	10/2/2015		0.070%	0.070%	2,000,000	1,999,603.33	392.78	1,999,997.78	1.67
163326	313384ML0	300	FHLB D N	7/6/2015	10/2/2015		0.095%	0.095%	1,740,000	1,739,595.93	399.48	1,739,998.07	2.66
163341	313384ML0	300	FHLB D N	7/7/2015	10/2/2015		0.090%	0.090%	2,642,000	2,641,425.37	568.03	2,641,997.06	3.66
163350	313384MR7	300	FHLB D N	7/8/2015	10/7/2015		0.090%	0.090%	7,000,000	6,998,407.50	1,487.50	6,999,953.33	58.33
163452	313384MR7	300	FHLB D N	7/17/2015	10/7/2015		0.100%	0.100%	800,000	799,817.78	168.89	799,994.67	8.00
163458	313384MT3	300	FHLB D N	7/20/2015	10/9/2015		0.090%	0.090%	1,500,000	1,499,696.25	273.75	1,499,988.67	16.67
163461	313384MY2	300	FHLB D N	7/21/2015	10/14/2015		0.084%	0.084%	1,000,000	999,801.67	168.00	999,985.56	15.89
163481	313384MY2	300	FHLB D N	7/22/2015	10/14/2015		0.090%	0.090%	4,002,000	4,001,159.58	710.36	4,001,942.19	72.25
163229	313396MZ3	300	FHLMC D N	6/24/2015	10/15/2015		0.060%	0.060%	2,000,000	1,999,623.33	330.00	1,999,968.89	15.56
163405	313588MZ5	300	FNMA D N	7/15/2015	10/15/2015		0.095%	0.095%	1,600,000	1,599,611.56	329.33	1,599,975.11	34.22
163460	313384NA3	300	FHLB D N	7/20/2015	10/16/2015		0.090%	0.090%	2,000,000	1,999,560.00	365.00	1,999,966.67	41.67
163206	313396NE9	300	FHLMC D N	6/22/2015	10/20/2015		0.100%	0.100%	3,026,000	3,024,991.33	848.96	3,025,936.12	95.83
163482	313384NF2	300	FHLB D N	7/22/2015	10/21/2015		0.100%	0.100%	1,000,000	999,747.22	197.22	999,977.78	33.34
163406	313396NH2	300	FHLMC D N	7/15/2015	10/23/2015		0.100%	0.100%	1,000,000	999,722.22	216.67	999,975.56	36.67
163524	313384NL9	300	FHLB D N	7/27/2015	10/26/2015		0.070%	0.070%	4,000,000	3,999,292.22	513.33	3,999,888.89	83.34
163528	313384NN5	300	FHLB D N	7/29/2015	10/28/2015		0.113%	0.113%	7,302,000	7,299,914.26	1,466.89	7,301,780.94	399.79
163325	313396NN9	300	FHLMC D N	7/6/2015	10/28/2015		0.100%	0.100%	3,000,000	2,999,050.00	725.00	2,999,910.00	135.00
163381	313396NP4	300	FHLMC D N	7/10/2015	10/29/2015		0.110%	0.110%	750,000	749,745.63	190.20	749,976.67	40.84
163382	313384NQ8	300	FHLB D N	7/10/2015	10/30/2015		0.110%	0.110%	875,000	874,700.56	221.91	874,971.81	49.34
163404	313384NQ8	300	FHLB D N	7/15/2015	10/30/2015		0.105%	0.105%	5,000,000	4,998,439.58	1,137.50	4,999,838.89	261.81
163426	313384NT2	300	FHLB D N	7/16/2015	11/2/2015		0.105%	0.105%	2,000,000	1,999,364.17	449.16	1,999,928.89	115.56
163747	313384NU9	300	FHLB D N	8/21/2015	11/3/2015		0.175%	0.175%	3,100,000	3,098,884.86	617.85	3,099,886.33	383.62
163389	313384NV7	300	FHLB D N	7/13/2015	11/4/2015		0.100%	0.100%	1,100,000	1,099,651.67	244.44	1,099,958.44	62.33
163575	313384NW5	300	FHLB D N	8/4/2015	11/5/2015		0.130%	0.130%	2,000,000	1,999,328.33	418.89	1,999,922.22	175.00
163327	313396PB3	300	FHLMC D N	7/6/2015	11/10/2015		0.110%	0.110%	1,600,000	1,599,379.11	425.33	1,599,928.89	124.45
163495	313384PD5	300	FHLB D N	7/23/2015	11/12/2015		0.110%	0.110%	900,000	899,692.00	192.50	899,958.00	73.50
163573	313384PD5	300	FHLB D N	8/3/2015	11/12/2015		0.130%	0.130%	4,604,000	4,602,320.82	980.91	4,603,785.15	483.42
163817	313384PD5	300	FHLB D N	8/31/2015	11/12/2015		0.180%	0.180%	1,100,000	1,099,598.50	170.50	1,099,948.67	179.67
163459	313384PE3	300	FHLB D N	7/20/2015	11/13/2015		0.100%	0.100%	2,600,000	2,599,162.22	527.22	2,599,875.78	186.34
163790	313384PE3	300	FHLB D N	8/27/2015	11/13/2015		0.190%	0.190%	725,000	724,701.54	133.92	724,965.36	129.90
163601	313384PH6	300	FHLB D N	8/6/2015	11/16/2015		0.150%	0.150%	620,000	619,736.50	144.67	619,968.31	87.14
163789	313384PH6	300	FHLB D N	8/27/2015	11/16/2015		0.178%	0.178%	1,300,000	1,299,479.35	224.97	1,299,933.56	229.24

MIAMI-DADE COUNTY
REPORT WRITER
AS OF DATE: September 30, 2015
SORTING ORDER: FUND ICC#

INVSMT NUMBER	CUSIP NUMBER	FUND NUMBER	DESCRIPTION	PURCHASE SET DATE	MATURITY DATE	CALL DATE	INTEREST RATE	YTM TRADING	SCHEDULED PAR VALUE	CURRENT BOOK VALUE	PERIOD-END INTEREST ACCRL	MARKET VALUE	UNREALIZED GAIN/LOSS
163425	313384PK9	300	FHLB D N	7/16/2015	11/18/2015		0.110%	0.110%	2,401,000	2,400,082.95	564.90	2,400,871.95	224.10
163600	313384PL7	300	FHLB D N	8/6/2015	11/19/2015		0.160%	0.160%	3,500,000	3,498,366.67	871.11	3,499,809.44	571.66
163602	313384PM5	300	FHLB D N	8/6/2015	11/20/2015		0.150%	0.150%	575,000	574,746.04	134.17	574,968.06	87.85
163812	313384PM5	300	FHLB D N	8/28/2015	11/20/2015		0.181%	0.181%	2,300,000	2,299,028.63	393.17	2,299,872.22	450.42
163887	313384PM5	300	FHLB D N	9/8/2015	11/20/2015		0.190%	0.190%	950,000	949,633.99	115.32	949,947.22	197.91
163705	313384PQ6	300	FHLB D N	8/19/2015	11/23/2015		0.185%	0.185%	5,000,000	4,997,533.33	1,104.86	4,999,705.56	1,067.37
163643	313588PR0	300	FNMA D N	8/12/2015	11/24/2015		0.150%	0.150%	900,000	899,610.00	187.50	899,946.00	148.50
163323	313384PS2	300	FHLB D N	7/6/2015	11/25/2015		0.140%	0.140%	575,000	574,682.47	194.54	574,964.86	87.85
163462	313384PS2	300	FHLB D N	7/21/2015	11/25/2015		0.115%	0.115%	1,000,000	999,594.31	230.00	999,938.89	114.58
163403	313588PS8	300	FNMA D N	7/15/2015	11/25/2015		0.125%	0.125%	7,456,000	7,452,556.78	2,019.33	7,455,544.36	968.25
163811	313384PU7	300	FHLB D N	8/28/2015	11/27/2015		0.187%	0.187%	3,666,000	3,664,267.10	647.46	3,665,767.82	853.26
163813	313384PU7	300	FHLB D N	8/28/2015	11/27/2015		0.185%	0.185%	770,000	769,639.92	134.54	769,951.23	176.77
163897	313384PX1	300	FHLB D N	9/9/2015	11/30/2015		0.185%	0.185%	2,500,000	2,498,946.53	282.64	2,499,666.67	437.50
163583	313384PZ6	300	FHLB D N	8/5/2015	12/2/2015		0.145%	0.145%	4,553,000	4,550,817.72	1,045.29	4,552,372.70	509.69
163839	313384PZ6	300	FHLB D N	9/2/2015	12/2/2015		0.200%	0.200%	7,583,000	7,579,166.37	1,221.71	7,581,955.23	1,567.15
163614	313384QB8	300	FHLB D N	8/7/2015	12/4/2015		0.180%	0.180%	2,001,000	1,999,809.41	550.27	2,000,715.41	355.73
163941	313384QF9	300	FHLB D N	9/10/2015	12/8/2015		0.200%	0.200%	1,000,000	999,505.56	116.67	999,848.89	226.66
163322	313588QG3	300	FNMA D N	7/6/2015	12/9/2015		0.130%	0.130%	2,310,000	2,308,698.70	725.73	2,309,645.80	221.37
163633	313384QJ1	300	FHLB D N	8/11/2015	12/11/2015		0.190%	0.190%	1,400,000	1,399,098.56	376.83	1,399,779.11	303.72
163943	313384QJ1	300	FHLB D N	9/11/2015	12/11/2015		0.226%	0.226%	3,000,000	2,998,286.17	376.67	2,999,526.67	863.83
163954	313384QJ1	300	FHLB D N	9/14/2015	12/11/2015		0.215%	0.215%	2,000,000	1,998,948.89	203.06	1,999,684.44	532.49
163641	313384QM4	300	FHLB D N	8/12/2015	12/14/2015		0.190%	0.190%	2,840,000	2,838,141.38	749.44	2,839,532.98	642.16
163698	313588QP3	300	FNMA D N	8/18/2015	12/16/2015		0.200%	0.200%	1,000,000	999,333.33	244.45	999,831.11	253.33
163964	313384QW2	300	FHLB D N	9/15/2015	12/23/2015		0.235%	0.235%	3,000,000	2,998,061.25	313.33	2,999,446.67	1,072.09
164042	313384QW2	300	FHLB D N	9/23/2015	12/23/2015		0.158%	0.158%	6,304,000	6,301,482.25	221.34	6,302,837.26	1,133.67
164159	313384RB7	300	FHLB D N	9/30/2015	12/28/2015		0.150%	0.150%	740,000	739,725.58	3.08	739,855.29	126.63
162002	3130A3X66	300	FHLB STEP UP	2/3/2015	1/30/2016	10/30/2015	1.000%	1.025%	3,000,000	2,999,619.81	5,083.33	3,002,160.00	2,540.19
153237	3133EAS33	300	FFCB C I	9/12/2012	9/5/2017	10/7/2015	0.990%	0.990%	1,000,000	1,000,000.00	715.00	1,000,050.00	50.00
300 Total									150,135,232	150,079,620.58	34,284.57	150,127,510.52	19,421.44
162368	313588MK8	411	FNMA D N	3/17/2015	10/1/2015		0.160%	0.160%	8,146,000	8,138,831.52	7,168.48	8,146,000.00	0.00
151204	WACHOVIA8	411	WACHOVIA INT BEARING	3/1/2012	10/1/2015		0.000%	0.000%	0	0.00	0.00	0.00	0.00
161590	313312MP2	411	FFCB D N	12/19/2014	10/5/2015		0.220%	0.220%	5,000,000	4,991,138.89	8,738.89	4,999,977.78	100.00
162472	313396MQ3	411	FHLMC D N	3/27/2015	10/6/2015		0.135%	0.135%	5,000,000	4,996,381.25	3,525.00	4,999,972.22	65.97
163070	313588MR3	411	FNMA D N	6/9/2015	10/7/2015		0.100%	0.100%	3,000,000	2,999,000.00	950.00	2,999,980.00	30.00
163785	30229BX93	411	CP - EXXON MOBIL	8/26/2015	10/9/2015		0.120%	0.120%	3,000,000	2,999,560.00	360.00	2,999,880.00	(40.00)
162941	313384MY2	411	FHLB D N	5/27/2015	10/14/2015		0.125%	0.125%	5,000,000	4,997,569.44	2,204.87	4,999,927.78	153.47
162497	313396MZ3	411	FHLMC D N	3/31/2015	10/15/2015		0.135%	0.135%	6,000,000	5,995,545.00	4,140.00	5,999,906.67	221.67
162367	313312ND8	411	FFCB D N	3/17/2015	10/19/2015		0.180%	0.180%	5,000,000	4,994,600.00	4,950.00	4,999,900.00	350.00
163784	313312ND8	411	FFCB D N	8/26/2015	10/19/2015		0.140%	0.140%	4,000,000	3,999,160.00	560.00	3,999,920.00	200.00
163616	313384ND7	411	FHLB D N	8/7/2015	10/19/2015		0.120%	0.120%	2,470,000	2,469,398.97	452.83	2,469,950.60	98.80
163012	313396NG4	411	FHLMC D N	6/3/2015	10/22/2015		0.075%	0.075%	1,000,000	999,706.25	250.00	999,976.67	20.42
163228	89233HXN9	411	CP - TOYOTA MOTOR	6/24/2015	10/22/2015		0.220%	0.220%	1,100,000	1,099,193.33	665.50	1,099,884.50	25.67
163175	313384NH8	411	FHLB D N	6/18/2015	10/23/2015		0.115%	0.115%	900,000	899,634.88	301.87	899,978.00	41.25
161804	313396NL3	411	FHLMC D N	1/14/2015	10/26/2015		0.170%	0.170%	1,264,000	1,262,298.87	1,551.91	1,263,964.89	114.11
161913	313396NL3	411	FHLMC D N	1/23/2015	10/26/2015		0.180%	0.180%	2,000,000	1,997,240.00	2,510.00	1,999,944.44	194.44
162961	313384NQ8	411	FHLB D N	5/28/2015	10/30/2015		0.135%	0.135%	3,981,000	3,978,686.04	1,881.03	3,980,871.72	304.65
163216	313384NQ8	411	FHLB D N	6/23/2015	10/30/2015		0.120%	0.120%	1,905,000	1,904,180.85	635.00	1,904,938.62	122.77
163634	313384NU9	411	FHLB D N	8/11/2015	11/3/2015		0.115%	0.115%	2,400,000	2,399,356.00	391.00	2,399,912.00	165.00
163227	313384NV7	411	FHLB D N	6/24/2015	11/4/2015		0.140%	0.140%	923,000	922,522.60	355.36	922,965.13	87.17
163697	313384NW5	411	FHLB D N	8/18/2015	11/5/2015		0.173%	0.173%	2,300,000	2,299,126.83	486.32	2,299,910.56	297.41
162889	313384NX3	411	FHLB D N	5/19/2015	11/6/2015		0.145%	0.145%	5,000,000	4,996,556.25	2,718.75	4,999,800.00	525.00
162890	313384NX3	411	FHLB D N	5/20/2015	11/6/2015		0.140%	0.140%	8,000,000	7,994,711.11	4,168.89	7,999,680.00	800.00
162998	313588NX9	411	FNMA D N	6/2/2015	11/6/2015		0.115%	0.115%	5,500,000	5,497,241.60	2,125.90	5,499,780.00	412.50
163703	313384PA1	411	FHLB D N	8/19/2015	11/9/2015		0.180%	0.180%	4,000,000	3,998,360.00	860.00	3,999,826.67	606.67
162960	313384PD5	411	FHLB D N	5/28/2015	11/12/2015		0.145%	0.145%	7,800,000	7,794,722.00	3,958.50	7,799,636.00	955.50

MIAMI-DADE COUNTY
REPORT WRITER
AS OF DATE: September 30, 2015
SORTING ORDER: FUND ICC#

INVSMT NUMBER	CUSIP NUMBER	FUND NUMBER	DESCRIPTION	PURCHASE SET DATE	MATURITY DATE	CALL DATE	INTEREST RATE	YTM TRADING	SCHEDULED PAR VALUE	CURRENT BOOK VALUE	PERIOD-END INTEREST ACCRL	MARKET VALUE	UNREALIZED GAIN/LOSS
163678	313384PE3	411	FHLB D N	8/17/2015	11/13/2015		0.173%	0.173%	5,300,000	5,297,758.69	1,146.12	5,299,746.78	841.97
163679	313384PE3	411	FHLB D N	8/17/2015	11/13/2015		0.185%	0.185%	2,375,000	2,373,925.97	549.22	2,374,886.53	411.34
163152	313588PL3	411	FNMA D N	6/17/2015	11/19/2015		0.130%	0.130%	5,000,000	4,997,201.39	1,913.89	4,999,727.78	612.50
162099	313384PM5	411	FHLB D N	2/12/2015	11/20/2015		0.200%	0.200%	2,000,000	1,996,877.78	2,566.66	1,999,888.89	444.45
163582	313588PM1	411	FNMA D N	8/5/2015	11/20/2015		0.120%	0.120%	6,000,000	5,997,860.00	1,140.00	5,999,666.67	666.67
162467	313384PQ6	411	FHLB D N	3/27/2015	11/23/2015		0.200%	0.200%	4,000,000	3,994,644.44	4,177.78	3,999,764.44	942.22
163150	313384PS2	411	FHLB D N	6/17/2015	11/25/2015		0.160%	0.160%	2,700,000	2,698,068.00	1,272.00	2,699,835.00	495.00
163151	313384PS2	411	FHLB D N	6/17/2015	11/25/2015		0.165%	0.165%	4,100,000	4,096,974.54	1,991.92	4,099,749.44	782.98
163205	313384PS2	411	FHLB D N	6/22/2015	11/25/2015		0.150%	0.150%	6,724,000	6,719,629.40	2,829.68	6,723,589.09	1,130.01
163204	313384PU7	411	FHLB D N	6/22/2015	11/27/2015		0.160%	0.160%	3,400,000	3,397,612.44	1,526.23	3,399,784.67	646.00
162098	313396PX5	411	FHLMC D N	2/12/2015	11/30/2015		0.210%	0.210%	1,826,000	1,822,900.37	2,460.53	1,825,756.53	395.63
163194	313384PZ6	411	FHLB D N	6/19/2015	12/2/2015		0.155%	0.155%	9,507,000	9,500,205.14	4,257.02	9,505,690.15	1,227.99
163635	313312QF0	411	FFCB D N	8/11/2015	12/8/2015		0.190%	0.190%	5,000,000	4,996,859.72	1,345.83	4,999,244.44	1,038.89
162567	313588QJ7	411	FNMA D N	4/9/2015	12/11/2015		0.230%	0.230%	770,000	768,789.82	860.90	769,878.51	227.79
156413	3136G1N62	411	FNMA STEP UP	6/24/2013	12/13/2015	12/13/2015	0.800%	1.714%	1,000,000	995,560.98	2,400.00	998,430.00	2,869.02
163842	313588QM0	411	FNMA D N	9/2/2015	12/14/2015		0.190%	0.190%	4,000,000	3,997,825.56	612.22	3,999,342.22	904.44
163547	313396QN6	411	FHLMC D N	7/29/2015	12/15/2015		0.135%	0.135%	7,500,000	7,496,090.63	1,800.00	7,498,750.00	859.37
163548	313396RD7	411	FHLMC D N	7/29/2015	12/30/2015		0.155%	0.155%	3,079,000	3,076,958.45	848.44	3,078,076.30	269.41
163818	313588RK3	411	FNMA D N	8/31/2015	1/5/2016		0.230%	0.230%	1,725,000	1,723,600.35	341.65	1,724,448.00	506.00
163841	313588RM9	411	FNMA D N	9/2/2015	1/7/2016		0.020%	0.200%	8,000,000	7,994,355.56	1,288.89	7,997,386.67	1,742.22
163805	313384RR2	411	FHLB D N	8/28/2015	1/11/2016		0.245%	0.245%	1,500,000	1,498,611.67	347.08	1,499,490.00	531.25
163830	313588RU1	411	FNMA D N	9/1/2015	1/14/2016		0.240%	0.240%	1,700,000	1,698,470.00	340.00	1,699,405.00	595.00
163969	313396SB0	411	FHLMC D N	9/15/2015	1/21/2016		0.240%	0.240%	2,900,000	2,897,525.33	309.33	2,898,917.33	1,082.67
163970	313396SS3	411	FHLMC D N	9/15/2015	2/5/2016		0.280%	0.280%	6,200,000	6,193,104.22	771.56	6,196,937.89	3,062.11
163899	313588SX4	411	FNMA D N	9/9/2015	2/10/2016		0.260%	0.260%	2,300,000	2,297,441.89	365.44	2,298,819.33	1,012.00
163806	313312SZ4	411	FFCB D N	8/28/2015	2/12/2016		0.260%	0.260%	3,000,000	2,996,360.00	736.67	2,998,436.67	1,340.00
163879	313588TE5	411	FNMA D N	9/4/2015	2/17/2016		0.260%	0.260%	8,500,000	8,489,809.44	1,657.50	8,495,405.28	3,938.34
164129	313384TG4	411	FHLB D N	9/29/2015	2/19/2016		0.200%	0.200%	850,000	849,324.72	9.44	849,533.92	199.76
163840	313384TM1	411	FHLB D N	9/2/2015	2/24/2016		0.280%	0.280%	1,440,000	1,438,040.00	324.80	1,439,182.40	817.60
162024	3134G6CR2	411	FHLMC STEP UP	2/27/2015	2/27/2016	11/27/2015	0.625%	0.625%	3,000,000	3,000,000.00	1,770.83	3,001,470.00	1,470.00
163880	313396TS2	411	FHLMC D N	9/4/2015	2/29/2016		0.290%	0.290%	8,000,000	7,988,528.89	1,740.00	7,994,295.56	4,026.67
163804	313396TU7	411	FHLMC D N	8/28/2015	3/2/2016		0.280%	0.280%	1,739,000	1,736,470.72	459.87	1,737,743.57	812.98
163900	313384TW9	411	FHLB D N	9/9/2015	3/4/2016		0.300%	0.300%	8,000,000	7,988,200.00	1,466.67	7,994,144.44	4,477.77
163828	313384UH0	411	FHLB D N	9/1/2015	3/15/2016		0.285%	0.285%	2,800,000	2,795,655.33	665.00	2,797,805.11	1,484.78
164128	313396UL5	411	FHLMC D N	9/29/2015	3/18/2016		0.230%	0.230%	4,015,000	4,010,613.61	51.30	4,011,795.81	1,130.90
164127	313588UR4	411	FNMA D N	9/29/2015	3/23/2016		0.220%	0.220%	4,141,000	4,136,546.12	50.61	4,137,597.48	1,000.75
164162	3136G2NZ6	411	FNMA STEP UP	9/30/2015	3/28/2016		0.500%	0.500%	1,000,000	1,000,000.00	13.89	1,000,000.00	0.00
164160	313588UY9	411	FNMA D N	9/30/2015	3/30/2016		0.230%	0.230%	2,500,000	2,497,093.06	15.97	2,497,234.72	125.69
162500	3130A4S52	411	FHLB STEP UP	3/31/2015	3/30/2016	12/30/2015	1.000%	1.051%	1,000,000	999,752.05	27.78	1,001,330.00	1,577.95
160547	3133EDV66	411	FFCB - BULLET	9/18/2014	4/18/2016		0.450%	0.450%	1,500,000	1,500,000.00	3,056.25	1,501,350.00	1,350.00
163955	313396VV2	411	FHLMC D N	9/14/2015	4/20/2016		0.295%	0.296%	3,015,000	3,009,589.33	420.01	3,011,278.15	1,268.81
163956	313312WA4	411	FFCB D N	9/14/2015	4/25/2016		0.375%	0.376%	3,500,000	3,491,833.33	619.79	3,494,968.75	2,515.63
163829	313312WC0	411	FFCB D N	9/1/2015	4/27/2016		0.320%	0.321%	1,750,000	1,746,282.22	466.67	1,747,460.07	711.18
162730	3136G1KJ7	411	FNMA STEP UP	4/30/2015	4/30/2016	10/30/2015	0.875%	0.875%	1,500,000	1,500,000.00	5,505.21	1,500,675.00	675.00
163763	3136G1M63	411	FNMA STEP UP	8/24/2015	5/22/2016	11/22/2015	0.750%	0.783%	3,000,000	3,005,000.00	8,062.50	2,999,880.00	630.00
163298	912796GN3	411	TREASURY BILLS	7/1/2015	5/26/2016		0.210%	0.210%	4,850,000	4,840,663.75	2,602.83	4,847,429.50	4,162.92
162900	3133EEN89	411	FFCB - BULLET	5/26/2015	5/26/2016		0.300%	0.300%	4,000,000	4,000,000.00	4,166.67	3,997,720.00	(2,280.00)
163021	3130A5GB9	411	FHLB - BULLET	6/3/2015	6/20/2016		0.340%	0.350%	2,300,000	2,299,767.66	2,193.94	2,299,770.00	2.34
163901	313312B66	411	FFCB D N	9/9/2015	8/11/2016		0.420%	0.422%	671,000	668,361.85	172.22	669,329.21	795.14
164126	313312E48	411	FFCB D N	9/29/2015	9/2/2016		0.360%	0.361%	1,000,000	996,610.00	20.00	997,100.00	470.00
162147	3133EEND8	411	FFCB - BULLET	2/19/2015	9/6/2016		0.420%	0.550%	2,000,000	1,997,415.93	583.33	2,000,920.00	3,504.07
164123	3134G7H46	411	FHLMC STEP UP	9/28/2015	9/28/2016	12/28/2015	0.625%	0.625%	2,000,000	2,000,000.00	104.17	2,000,580.00	580.00
164041	3136G2MP9	411	FNMA STEP UP	9/30/2015	9/30/2016	3/30/2016	1.000%	1.050%	2,500,000	2,498,750.00	69.44	2,498,425.00	(325.00)
162688	3130A3F82	411	FHLB STEP UP	4/23/2015	11/13/2016	11/13/2015	1.250%	1.250%	2,000,000	2,000,000.00	9,583.33	2,002,540.00	2,540.00
161647	3133EEFZ8	411	FFCB - BULLET	12/24/2014	2/23/2017		0.700%	0.851%	14,000,000	13,968,751.36	10,344.44	14,020,440.00	51,688.64

MIAMI-DADE COUNTY
REPORT WRITER
AS OF DATE: September 30, 2015
SORTING ORDER: FUND ICC#

INVSMT NUMBER	CUSIP NUMBER	FUND NUMBER	DESCRIPTION	PURCHASE SET DATE	MATURITY DATE	CALL DATE	INTEREST RATE	YTM TRADING	SCHEDULED PAR VALUE	CURRENT BOOK VALUE	PERIOD-END INTEREST ACCRL	MARKET VALUE	UNREALIZED GAIN/LOSS
162710	3130A56G9	411	FHLB - BULLET	4/27/2015	2/24/2017		0.570%	0.581%	3,000,000	2,999,532.24	1,757.50	3,001,320.00	1,787.76
162659	3133EEZR4	411	FFCB - BULLET	4/21/2015	4/21/2017		0.600%	0.615%	3,000,000	2,999,100.00	8,000.00	2,996,730.00	(2,370.00)
152277	3133EATE8	411	FFCB - BULLET	6/22/2012	6/8/2017		0.900%	0.940%	1,650,000	1,648,710.41	4,661.25	1,654,438.50	5,728.09
159950	3133EDQM7	411	FFCB - BULLET	7/17/2014	7/17/2017		1.000%	1.000%	2,000,000	2,000,000.00	4,111.11	2,008,220.00	8,220.00
163770	3130A67C5	411	FHLB STEP UP	8/26/2015	8/26/2017	2/26/2016	1.250%	1.377%	1,740,000	1,735,650.00	2,114.58	1,744,106.40	8,456.40
153188	3133EAS33	411	FFCB C I	9/6/2012	9/5/2017	10/7/2015	0.990%	0.990%	1,500,000	1,500,000.00	1,072.50	1,500,075.00	75.00
163979	3134G7YG0	411	FHLMC STEP UP	9/30/2015	9/30/2017	12/30/2015	1.500%	1.513%	1,500,000	1,499,625.00	62.50	1,502,625.00	3,000.00
164020	3134G7ZP9	411	FHLMC STEP UP	9/30/2015	9/30/2017	12/30/2015	2.000%	2.013%	2,000,000	1,999,500.00	111.11	2,002,000.00	2,500.00
154237	3136G14K2	411	FNMA C I	12/21/2012	12/21/2017	12/21/2015	0.900%	0.910%	1,000,000	999,750.00	2,500.00	997,920.00	(1,830.00)
155159	3135G0VL4	411	FNMA C I	3/20/2013	3/20/2018	12/20/2015	1.125%	1.132%	1,500,000	1,499,738.07	515.63	1,501,245.00	1,506.93
155910	3135G0XK4	411	FNMA C I	5/30/2013	5/25/2018	11/25/2015	1.050%	1.050%	2,000,000	2,000,000.00	7,350.00	2,001,560.00	1,560.00
156021	3134G46D5	411	FHLMC C I	6/12/2013	6/12/2018	12/12/2015	1.200%	1.204%	2,000,000	1,999,760.14	7,266.67	2,002,160.00	2,399.86
164161	3130A6JY4	411	FHLB C I	9/30/2015	9/28/2018	12/28/2015	1.100%	1.100%	1,500,000	1,500,000.00	45.83	1,498,230.00	(1,770.00)
163276	3134G3Z22	411	FHLMC C I	6/26/2015	1/8/2020	10/8/2015	1.570%	1.859%	1,000,000	987,598.07	3,619.72	998,380.00	10,781.93
163264	3134G65K5	411	FHLMC C I	6/26/2015	5/28/2020	11/28/2015	1.950%	2.000%	1,000,000	999,122.50	6,608.33	1,002,910.00	5,250.00
411 Total									319,256,000	318,971,079.82	200,130.35	319,231,456.45	165,137.29
162501	313588MK8	414	FNMA D N	4/1/2015	10/1/2015		0.140%	0.140%	382,595	382,322.75	272.25	382,595.00	0.00
162502	313588MK8	414	FNMA D N	4/1/2015	10/1/2015		0.140%	0.140%	394,405	394,124.32	280.68	394,405.00	0.00
162602	313396MT7	414	FHLMC D N	4/15/2015	10/9/2015		0.136%	0.136%	3,645,983	3,643,545.05	2,327.76	3,645,950.59	77.78
162603	313396MT7	414	FHLMC D N	4/15/2015	10/9/2015		0.136%	0.136%	110,017	109,943.44	70.24	110,016.02	2.34
162873	313588PD1	414	FNMA D N	5/15/2015	11/12/2015		0.129%	0.129%	5,320	5,316.55	2.65	5,319.75	0.55
162874	313588PD1	414	FNMA D N	5/15/2015	11/12/2015		0.129%	0.129%	5,680	5,676.32	2.83	5,679.73	0.58
162986	313396PY3	414	FHLMC D N	6/1/2015	12/1/2015		0.110%	0.110%	892,389	891,890.01	332.66	892,268.03	45.36
162987	313396PY3	414	FHLMC D N	6/1/2015	12/1/2015		0.110%	0.110%	618,611	618,265.09	230.61	618,527.14	31.44
163125	313396QN6	414	FHLMC D N	6/15/2015	12/15/2015		0.110%	0.110%	821,157	820,697.84	270.98	821,020.14	51.32
163126	313396QN6	414	FHLMC D N	6/15/2015	12/15/2015		0.110%	0.110%	805,290	804,839.71	265.74	805,155.79	50.34
163127	313396QN6	414	FHLMC D N	6/15/2015	12/15/2015		0.110%	0.110%	499,771	499,491.54	164.93	499,687.70	31.23
163128	313396QN6	414	FHLMC D N	6/15/2015	12/15/2015		0.110%	0.110%	473,572	473,307.19	156.28	473,493.07	29.60
163129	313396QN6	414	FHLMC D N	6/15/2015	12/15/2015		0.110%	0.110%	379,242	379,029.94	125.15	379,178.79	23.70
163130	313396QN6	414	FHLMC D N	6/15/2015	12/15/2015		0.110%	0.110%	221,417	221,293.19	73.07	221,380.10	13.84
163131	313396QN6	414	FHLMC D N	6/15/2015	12/15/2015		0.110%	0.110%	203,676	203,562.11	67.21	203,642.05	12.73
163132	313396QN6	414	FHLMC D N	6/15/2015	12/15/2015		0.110%	0.110%	98,269	98,214.07	32.42	98,252.62	6.13
163133	313396QN6	414	FHLMC D N	6/15/2015	12/15/2015		0.110%	0.110%	96,172	96,118.22	31.74	96,155.97	6.01
163134	313396QN6	414	FHLMC D N	6/15/2015	12/15/2015		0.110%	0.110%	72,694	72,653.35	23.99	72,681.88	4.54
163135	313396QN6	414	FHLMC D N	6/15/2015	12/15/2015		0.110%	0.110%	58,422	58,389.33	19.28	58,412.26	3.65
163136	313396QN6	414	FHLMC D N	6/15/2015	12/15/2015		0.110%	0.110%	55,124	55,093.18	18.19	55,114.81	3.44
163137	313396QN6	414	FHLMC D N	6/15/2015	12/15/2015		0.110%	0.110%	14,194	14,186.06	4.69	14,191.63	0.88
163675	313588SQ9	414	FNMA D N	8/14/2015	2/3/2016		0.230%	0.230%	7,100	7,092.15	2.18	7,096.55	2.22
163676	313588SQ9	414	FNMA D N	8/14/2015	2/3/2016		0.230%	0.230%	13,900	13,884.64	4.26	13,893.24	4.34
163967	313384UD9	414	FHLB D N	9/15/2015	3/11/2016		0.275%	0.275%	12,126	12,109.51	1.48	12,116.72	5.73
163968	313384UD9	414	FHLB D N	9/15/2015	3/11/2016		0.275%	0.275%	215,874	215,580.47	26.38	215,708.86	102.01
414 Total									10,103,000	10,096,626.03	4,807.65	10,101,943.44	509.76
164040	313384PS2	511	FHLB D N	9/25/2015	11/25/2015		0.105%	0.105%	500,000	499,911.04	8.75	499,969.44	49.65
511 Total									500,000	499,911.04	8.75	499,969.44	49.65
164039	313384PS2	522	FHLB D N	9/25/2015	11/25/2015		0.110%	0.110%	600,000	599,888.17	11.00	599,963.33	64.16
522 Total									600,000	599,888.17	11.00	599,963.33	64.16
163766	313384MP1	555	FHLB D N	8/24/2015	10/5/2015		0.100%	0.100%	1,700,000	1,699,801.67	179.44	1,699,992.44	11.33
164070	313384MT3	555	FHLB D N	9/24/2015	10/9/2015		0.060%	0.060%	2,275,000	2,274,943.13	26.54	2,274,979.78	10.11
163831	313396NL3	555	FHLMC D N	9/1/2015	10/26/2015		0.140%	0.140%	1,580,000	1,579,662.06	184.33	1,579,956.11	109.72
164069	313384NW5	555	FHLB D N	9/24/2015	11/5/2015		0.090%	0.090%	800,000	799,916.00	14.00	799,968.89	38.89
555 Total									6,355,000	6,354,322.86	404.31	6,354,897.22	170.05
151205	WACHOVIA8	700	WACHOVIA INT BEARING	3/1/2012	10/1/2015		0.000%	0.000%	0	0.00	0.00	0.00	0.00
700 Total									0	0.00	0.00	0.00	0.00
162459	313396MK6	712	FHLMC D N	3/26/2015	10/1/2015		0.130%	0.130%	4,254,600	4,251,696.24	2,903.76	4,254,600.00	0.00
162121	313588MK8	712	FNMA D N	2/13/2015	10/1/2015		0.140%	0.140%	1,221,000	1,219,907.88	1,092.12	1,221,000.00	0.00

MIAMI-DADE COUNTY
REPORT WRITER
AS OF DATE: September 30, 2015
SORTING ORDER: FUND ICC#

INVSMT NUMBER	CUSIP NUMBER	FUND NUMBER	DESCRIPTION	PURCHASE SET DATE	MATURITY DATE	CALL DATE	INTEREST RATE	YTM TRADING	SCHEDULED PAR VALUE	CURRENT BOOK VALUE	PERIOD-END INTEREST ACCRL	MARKET VALUE	UNREALIZED GAIN/LOSS
151206	825252869	712	AIM MONEY MARKET - D	3/1/2012	10/1/2015		0.039%	0.039%	564,775	564,775.05	0.02	564,775.05	0.00
162639	313384MR7	712	FHLB D N	4/16/2015	10/7/2015		0.145%	0.145%	1,053,900	1,053,161.39	713.14	1,053,892.97	18.44
162204	313396MR1	712	FHLMC D N	2/25/2015	10/7/2015		0.105%	0.105%	2,000,000	1,998,693.33	1,271.67	1,999,986.67	21.67
162281	313396MY6	712	FHLMC D N	3/5/2015	10/14/2015		0.115%	0.115%	1,200,500	1,199,644.81	805.34	1,200,482.66	32.51
162184	313396MZ3	712	FHLMC D N	2/24/2015	10/15/2015		0.105%	0.105%	11,600	11,592.12	7.41	11,599.82	0.29
163519	313396MZ3	712	FHLMC D N	7/27/2015	10/15/2015		0.065%	0.065%	910,000	909,868.56	108.44	909,985.84	8.84
162452	313396NF6	712	FHLMC D N	3/25/2015	10/21/2015		0.155%	0.155%	1,395,200	1,393,938.51	1,141.35	1,395,169.00	89.14
161854	313396NL3	712	FHLMC D N	1/16/2015	10/26/2015		0.170%	0.170%	1,200,000	1,198,396.33	1,462.00	1,199,966.67	108.34
162477	313396NN9	712	FHLMC D N	3/27/2015	10/28/2015		0.150%	0.150%	1,200,000	1,198,925.00	940.00	1,199,964.00	99.00
162205	313396NV1	712	FHLMC D N	2/25/2015	11/4/2015		0.150%	0.150%	1,000,000	998,950.00	908.33	999,962.22	103.89
162009	3130A42S0	712	FHLB - BULLET	2/4/2015	11/4/2015		0.180%	0.192%	1,953,000	1,952,822.86	2,314.31	1,953,195.30	372.44
162641	313396PB3	712	FHLMC D N	4/16/2015	11/10/2015		0.110%	0.110%	1,500,000	1,499,046.67	770.00	1,499,933.33	116.66
162478	313588PB5	712	FNMA D N	3/27/2015	11/10/2015		0.175%	0.175%	1,200,000	1,198,670.00	1,096.67	1,199,946.67	180.00
162748	313396PD9	712	FHLMC D N	4/30/2015	11/12/2015		0.090%	0.090%	601,000	600,705.51	231.39	600,971.95	35.05
162784	313396PK3	712	FHLMC D N	5/6/2015	11/18/2015		0.095%	0.095%	300,000	299,844.83	117.17	299,984.00	22.00
162479	313588PK5	712	FNMA D N	3/27/2015	11/18/2015		0.185%	0.185%	1,200,000	1,198,544.67	1,159.33	1,199,936.00	232.00
162170	313312PQ7	712	FFCB D N	2/20/2015	11/23/2015		0.180%	0.180%	2,339,900	2,336,670.94	2,608.99	2,339,762.21	482.28
161855	313396PQ0	712	FHLMC D N	1/16/2015	11/23/2015		0.185%	0.185%	2,000,000	1,996,803.61	2,651.67	1,999,882.22	426.94
163024	313384PS2	712	FHLB D N	6/3/2015	11/25/2015		0.145%	0.145%	684,000	683,517.88	330.60	683,958.20	109.72
162317	313396PZ0	712	FHLMC D N	3/11/2015	12/2/2015		0.170%	0.170%	981,000	979,767.76	945.03	980,864.84	152.05
162193	313588PZ2	712	FNMA D N	2/25/2015	12/2/2015		0.170%	0.170%	2,435,000	2,431,780.39	2,506.70	2,434,664.51	377.42
162221	313396QE6	712	FHLMC D N	2/26/2015	12/7/2015		0.180%	0.180%	1,600,000	1,597,728.00	1,736.00	1,599,761.78	297.78
163148	313384QG7	712	FHLB D N	6/16/2015	12/9/2015		0.170%	0.170%	392,200	391,874.04	198.17	392,139.86	67.65
163037	313396QG1	712	FHLMC D N	6/4/2015	12/9/2015		0.095%	0.095%	600,000	599,702.33	188.42	599,908.00	17.25
163465	313396QH9	712	FHLMC D N	7/21/2015	12/10/2015		0.105%	0.105%	1,270,000	1,269,474.01	266.70	1,269,802.44	61.73
163486	313396QH9	712	FHLMC D N	7/22/2015	12/10/2015		0.110%	0.110%	888,000	887,617.42	192.65	887,861.87	51.80
163652	313384QM4	712	FHLB D N	8/12/2015	12/14/2015		0.190%	0.190%	1,282,000	1,281,161.00	338.31	1,281,789.18	289.87
161940	313396QM8	712	FHLMC D N	1/26/2015	12/14/2015		0.200%	0.200%	1,750,000	1,746,869.44	2,411.11	1,749,712.22	431.67
162109	313588QP3	712	FNMA D N	2/12/2015	12/16/2015		0.200%	0.200%	802,000	800,632.14	1,029.24	801,864.55	203.17
162168	3130A4CF7	712	FHLB - BULLET	2/20/2015	12/18/2015		0.240%	0.240%	5,000,000	5,000,066.67	7,433.34	5,001,200.00	1,200.00
162480	313588QW8	712	FNMA D N	3/27/2015	12/23/2015		0.205%	0.205%	1,300,000	1,297,993.85	1,391.72	1,299,760.22	374.65
162481	313588RD9	712	FNMA D N	3/27/2015	12/30/2015		0.205%	0.205%	1,749,000	1,746,231.24	1,872.40	1,748,475.30	371.66
163799	313384RJ0	712	FHLB D N	8/27/2015	1/4/2016		0.210%	0.210%	51,200	51,161.17	10.45	51,183.79	12.17
163103	313396RJ4	712	FHLMC D N	6/11/2015	1/4/2016		0.150%	0.150%	2,015,000	2,013,262.06	940.33	2,014,361.92	159.53
163211	313396RJ4	712	FHLMC D N	6/22/2015	1/4/2016		0.160%	0.160%	200,000	199,825.78	89.78	199,936.67	21.11
162223	313588RJ6	712	FNMA D N	2/26/2015	1/4/2016		0.200%	0.200%	1,680,000	1,677,088.00	2,025.33	1,679,468.00	354.67
162577	313588RJ6	712	FNMA D N	4/9/2015	1/4/2016		0.190%	0.190%	803,000	801,855.73	741.66	802,745.72	148.33
161834	313396RL9	712	FHLMC D N	1/15/2015	1/6/2016		0.185%	0.185%	5,010,000	5,000,834.48	6,668.17	5,008,380.10	877.45
164085	313396RS4	712	FHLMC D N	9/24/2015	1/12/2016		0.150%	0.150%	4,238,000	4,236,057.58	123.61	4,236,544.95	363.76
163445	313384RT8	712	FHLB D N	7/16/2015	1/13/2016		0.160%	0.160%	5,004,000	4,999,974.56	1,712.48	5,002,265.28	578.24
164087	313384RT8	712	FHLB D N	9/24/2015	1/13/2016		0.170%	0.170%	2,600,000	2,598,637.17	85.94	2,599,098.67	375.56
162952	313396RT2	712	FHLMC D N	5/27/2015	1/13/2016		0.135%	0.135%	1,644,000	1,642,575.89	782.95	1,643,430.08	71.24
162698	313312RU6	712	FFCB D N	4/24/2015	1/14/2016		0.190%	0.190%	102,000	101,857.34	86.13	101,964.30	20.83
162974	313312RU6	712	FFCB D N	5/28/2015	1/14/2016		0.180%	0.180%	1,407,000	1,405,374.92	886.41	1,406,507.55	246.22
162162	313396RU9	712	FHLMC D N	2/19/2015	1/14/2016		0.210%	0.210%	5,010,000	5,000,384.98	6,546.40	5,008,246.50	1,315.12
163320	313396RU9	712	FHLMC D N	7/2/2015	1/14/2016		0.110%	0.110%	721,000	720,568.20	200.48	720,747.65	(21.03)
162093	313588RU1	712	FNMA D N	2/11/2015	1/14/2016		0.230%	0.230%	2,634,000	2,628,328.85	3,904.17	2,633,078.10	845.08
164054	313588RU1	712	FNMA D N	9/23/2015	1/14/2016		0.155%	0.155%	4,200,000	4,197,956.58	144.67	4,198,530.00	428.75
162482	313588RZ0	712	FNMA D N	3/27/2015	1/19/2016		0.255%	0.256%	3,000,000	2,993,667.50	3,995.00	2,998,900.00	1,237.50
162224	313396SA2	712	FHLMC D N	2/26/2015	1/20/2016		0.210%	0.210%	1,300,000	1,297,512.67	1,645.58	1,299,519.00	360.75
161916	3130A3XU3	712	FHLB - BULLET	1/23/2015	1/22/2016		0.250%	0.263%	3,500,000	3,499,765.50	1,652.78	3,500,245.00	479.50
163369	313396SH7	712	FHLMC D N	7/9/2015	1/27/2016		0.120%	0.120%	2,001,000	1,999,652.66	560.28	2,000,212.94	0.00
164055	313396SJ3	712	FHLMC D N	9/23/2015	1/28/2016		0.160%	0.160%	2,200,000	2,198,758.22	78.22	2,199,127.33	290.89
163872	313588SQ9	712	FNMA D N	9/3/2015	2/3/2016		0.260%	0.260%	2,877,000	2,873,820.92	581.79	2,875,601.46	1,198.75
162011	3130A43G5	712	FHLB - BULLET	2/4/2015	2/4/2016		0.270%	0.270%	1,200,000	1,200,000.00	513.00	1,200,516.00	516.00

MIAMI-DADE COUNTY
REPORT WRITER
AS OF DATE: September 30, 2015
SORTING ORDER: FUND ICC#

INVSMT NUMBER	CUSIP NUMBER	FUND NUMBER	DESCRIPTION	PURCHASE SET DATE	MATURITY DATE	CALL DATE	INTEREST RATE	YTM TRADING	SCHEDULED PAR VALUE	CURRENT BOOK VALUE	PERIOD-END INTEREST ACCRL	MARKET VALUE	UNREALIZED GAIN/LOSS
162130	313384SS9	712	FHLB D N	2/17/2015	2/5/2016		0.270%	0.271%	2,464,000	2,457,476.56	4,176.48	2,462,783.06	1,130.02
162187	313396SV6	712	FHLMC D N	2/24/2015	2/8/2016		0.250%	0.251%	5,049,000	5,036,763.19	7,678.69	5,046,447.45	2,005.57
162370	313384SX8	712	FHLB D N	3/17/2015	2/10/2016		0.280%	0.281%	1,304,000	1,300,653.07	2,008.16	1,303,330.61	669.38
162207	313384TE9	712	FHLB D N	2/25/2015	2/17/2016		0.270%	0.271%	2,000,000	1,994,645.00	3,270.00	1,998,918.89	1,003.89
162206	313588TE5	712	FNMA D N	2/25/2015	2/17/2016		0.235%	0.236%	3,000,000	2,993,008.75	4,269.17	2,998,378.33	1,100.41
164056	313396TK9	712	FHLMC D N	9/23/2015	2/22/2016		0.210%	0.210%	4,000,000	3,996,453.33	186.67	3,997,760.00	1,120.00
161912	3130A3Y32	712	FHLB - BULLET	1/22/2015	2/22/2016		0.270%	0.270%	5,000,000	5,000,000.00	1,462.50	5,002,700.00	2,700.00
163959	313384TM1	712	FHLB D N	9/14/2015	2/24/2016		0.300%	0.300%	1,297,000	1,295,238.24	183.74	1,296,263.59	841.61
163245	313396TM5	712	FHLMC D N	6/24/2015	2/24/2016		0.190%	0.190%	1,198,000	1,196,450.92	625.95	1,197,319.80	242.93
163400	313588TM7	712	FNMA D N	7/14/2015	2/24/2016		0.140%	0.140%	2,204,900	2,202,970.71	677.40	2,203,648.11	0.00
163892	313588TM7	712	FNMA D N	9/8/2015	2/24/2016		0.270%	0.270%	1,210,000	1,208,466.33	208.72	1,209,312.99	637.94
162331	313396TN3	712	FHLMC D N	3/12/2015	2/25/2016		0.260%	0.261%	1,877,000	1,872,255.36	2,751.89	1,875,926.98	919.73
163072	313396TN3	712	FHLMC D N	6/9/2015	2/25/2016		0.170%	0.170%	1,102,000	1,100,641.79	593.24	1,101,370.02	134.99
163419	313396TN3	712	FHLMC D N	7/15/2015	2/25/2016		0.150%	0.150%	3,750,000	3,746,484.38	1,218.75	3,747,856.25	153.12
163446	313396TN3	712	FHLMC D N	7/16/2015	2/25/2016		0.160%	0.160%	2,664,000	2,661,347.84	911.68	2,662,477.08	217.56
154688	3136G1DA4	712	FNMA STEP UP	2/28/2013	2/28/2016	11/28/2015	1.000%	1.000%	1,200,000	1,200,000.00	1,100.00	1,201,044.00	1,044.00
163292	313384TU3	712	FHLB D N	6/30/2015	3/2/2016		0.210%	0.210%	1,501,400	1,499,245.49	814.51	1,500,315.24	255.24
163937	313384UB3	712	FHLB D N	9/10/2015	3/9/2016		0.320%	0.321%	1,004,000	1,002,384.68	187.41	1,003,241.42	669.33
164058	313588UJ2	712	FNMA D N	9/23/2015	3/16/2016		0.210%	0.210%	2,766,000	2,763,176.38	129.08	2,763,818.70	513.24
164108	313588UR4	712	FNMA D N	9/25/2015	3/23/2016		0.220%	0.220%	997,000	995,903.30	36.56	996,180.80	240.94
162463	3130A4KE1	712	FHLB - BULLET	3/26/2015	4/1/2016		0.330%	0.336%	3,000,000	3,000,287.50	5,555.00	3,000,990.00	1,170.00
164156	313396VF7	712	FHLMC D N	9/30/2015	4/6/2016		0.195%	0.195%	1,674,700	1,672,985.53	9.07	1,672,775.96	(218.64)
162623	3130A4XQ0	712	FHLB - BULLET	4/16/2015	4/14/2016		0.250%	0.304%	2,000,000	1,998,947.78	2,319.45	2,000,020.00	1,100.00
162624	3130A4YK2	712	FHLB - BULLET	4/16/2015	4/15/2016		0.310%	0.310%	2,500,000	2,500,021.53	3,573.61	2,501,075.00	1,075.00
162651	3130A4ZY1	712	FHLB - BULLET	4/20/2015	4/20/2016		0.250%	0.305%	2,200,000	2,198,790.00	2,459.72	2,199,978.00	1,188.00
163431	313312WS5	712	FFCB D N	7/16/2015	5/11/2016		0.285%	0.286%	3,330,000	3,322,091.25	2,029.91	3,324,843.13	721.97
163191	313384XP9	712	FHLB D N	6/18/2015	6/1/2016		0.350%	0.351%	1,515,000	1,509,859.52	1,546.56	1,512,330.23	924.15
163188	313312XY1	712	FFCB D N	6/18/2015	6/10/2016		0.340%	0.341%	5,000,000	4,983,094.44	4,958.33	4,990,863.89	2,811.12
163451	313384ZK8	712	FHLB D N	7/17/2015	7/15/2016		0.340%	0.341%	2,000,000	1,993,124.44	1,435.56	1,995,760.00	1,200.00
163476	3130A5ZA0	712	FHLB - BULLET	7/21/2015	8/16/2016		0.390%	0.390%	1,100,000	1,100,000.00	536.26	1,099,934.00	(66.00)
162699	3133EEB66	712	FFCB C I	4/24/2015	4/24/2017	10/7/2015	0.680%	0.725%	2,100,000	2,098,110.00	6,227.67	2,098,866.00	756.00
152804	3135G0NF6	712	FNMA C I	8/21/2012	8/21/2017	10/21/2015	1.000%	1.000%	1,200,000	1,200,000.00	1,333.33	1,200,552.00	552.00
153227	313380P92	712	FHLB C I	9/26/2012	9/26/2017	10/7/2015	1.000%	1.003%	3,300,000	3,299,802.12	458.33	3,300,297.00	494.88
154705	3135G0UH4	712	FNMA C I	2/22/2013	2/22/2018	11/22/2015	1.200%	1.204%	2,300,000	2,299,769.75	2,990.00	2,303,036.00	3,266.25
157719	3135G0XD0	712	FNMA C I	5/21/2013	5/21/2018	11/21/2015	1.000%	1.015%	2,400,000	2,398,920.59	8,666.67	2,377,080.00	(21,840.59)
155991	3133836L0	712	FHLB C I	5/28/2013	5/24/2018	10/24/2015	1.200%	1.206%	3,500,000	3,499,368.97	14,816.67	3,490,725.00	(8,643.97)
155955	3135G0XK4	712	FNMA C I	5/30/2013	5/25/2018	11/25/2015	1.050%	1.050%	1,700,000	1,700,000.00	6,247.50	1,701,326.00	1,326.00
156020	3135G0XM0	712	FNMA C I	5/30/2013	5/25/2018	11/25/2015	1.125%	1.130%	1,900,000	1,899,714.37	7,481.25	1,899,335.00	(379.37)
155952	3133834Y4	712	FHLB C I	5/29/2013	5/29/2018	10/7/2015	1.040%	1.040%	1,500,000	1,500,000.00	5,286.67	1,495,155.00	(4,845.00)
156023	3134G46D5	712	FHLMC C I	6/12/2013	6/12/2018	12/12/2015	1.200%	1.200%	2,400,000	2,400,000.00	8,720.00	2,402,592.00	2,592.00
156025	313383AZ4	712	FHLB C I	6/13/2013	6/13/2018	12/13/2015	1.100%	1.100%	2,300,000	2,300,000.00	7,590.00	2,301,058.00	1,058.00
712 Total									195,743,875	195,534,448.35	203,851.27	195,655,056.09	16,078.03
164078	313396MK6	713	FHLMC D N	9/24/2015	10/1/2015		0.010%	0.010%	1,700,000	1,699,996.69	3.31	1,700,000.00	0.00
151207	825252869	713	AIM MONEY MARKET - D	3/1/2012	10/1/2015		0.039%	0.039%	5,412,400	5,412,400.00	0.00	5,412,400.00	0.00
164079	313384MP1	713	FHLB D N	9/24/2015	10/5/2015		0.040%	0.040%	3,200,500	3,200,460.88	24.89	3,200,485.78	0.01
164090	313384MQ9	713	FHLB D N	9/24/2015	10/6/2015		0.030%	0.030%	2,000,000	1,999,980.00	11.67	1,999,988.89	(2.78)
164081	313384MR7	713	FHLB D N	9/24/2015	10/7/2015		0.050%	0.050%	1,445,000	1,444,973.91	14.05	1,444,990.37	2.41
164088	313384MR7	713	FHLB D N	9/24/2015	10/7/2015		0.030%	0.030%	2,979,000	2,978,967.73	17.38	2,978,980.14	(4.97)
164011	313384MY2	713	FHLB D N	9/17/2015	10/14/2015		0.130%	0.130%	4,000,000	3,999,610.00	202.22	3,999,942.22	130.00
164102	313384MY2	713	FHLB D N	9/25/2015	10/14/2015		0.020%	0.020%	731,400	731,392.28	2.44	731,389.44	(5.28)
164142	313384NA3	713	FHLB D N	9/30/2015	10/16/2015		0.020%	0.020%	1,734,100	1,734,084.59	0.96	1,734,071.10	(14.45)
164027	313384NF2	713	FHLB D N	9/21/2015	10/21/2015		0.050%	0.050%	3,519,000	3,518,853.38	48.87	3,518,921.80	19.55
164064	313384NF2	713	FHLB D N	9/23/2015	10/21/2015		0.060%	0.060%	1,781,000	1,780,916.89	23.75	1,780,960.42	19.78
164146	313384NM7	713	FHLB D N	9/30/2015	10/27/2015		0.020%	0.020%	3,500,000	3,499,947.50	1.94	3,499,898.89	(50.55)
164065	313384PD5	713	FHLB D N	9/23/2015	11/12/2015		0.100%	0.100%	2,500,000	2,499,652.78	55.56	2,499,883.33	174.99

MIAMI-DADE COUNTY
REPORT WRITER
AS OF DATE: September 30, 2015
SORTING ORDER: FUND ICC#

INVSMT NUMBER	CUSIP NUMBER	FUND NUMBER	DESCRIPTION	PURCHASE SET DATE	MATURITY DATE	CALL DATE	INTEREST RATE	YTM TRADING	SCHEDULED PAR VALUE	CURRENT BOOK VALUE	PERIOD-END INTEREST ACCRL	MARKET VALUE	UNREALIZED GAIN/LOSS
164066	313384PK9	713	FHLB D N	9/23/2015	11/18/2015		0.110%	0.110%	4,059,000	4,058,305.46	99.22	4,058,783.52	378.84
162825	313396PK3	713	FHLMC D N	5/12/2015	11/18/2015		0.105%	0.105%	643,700	643,343.28	266.60	643,665.67	55.79
163401	313588TM7	713	FNMA D N	7/14/2015	2/24/2016		0.140%	0.140%	58,100	58,049.16	17.85	58,067.01	0.00
163475	3130A5ZA0	713	FHLB - BULLET	7/21/2015	8/16/2016		0.390%	0.390%	1,900,000	1,900,000.00	926.24	1,899,886.00	(114.00)
154706	3135G0UH4	713	FNMA C I	2/22/2013	2/22/2018	11/22/2015	1.200%	1.204%	1,200,000	1,199,879.86	1,560.00	1,201,584.00	1,704.14
713 Total									42,363,200	42,360,814.39	3,276.95	42,363,898.58	2,293.48
163866	313312MK3	714	FFCB D N	9/3/2015	10/1/2015		0.060%	0.060%	7,900,000	7,899,631.33	368.67	7,900,000.00	0.00
164050	313588MK8	714	FNMA D N	9/23/2015	10/1/2015		0.020%	0.020%	1,800,000	1,799,992.00	8.00	1,800,000.00	0.00
151208	825252869	714	AIM MONEY MARKET - D	3/1/2012	10/1/2015		0.039%	0.039%	7,557,700	7,557,700.00	43.71	7,557,700.00	0.00
163949	313396ML4	714	FHLMC D N	9/11/2015	10/2/2015		0.065%	0.065%	3,000,000	2,999,886.25	108.33	2,999,996.67	2.09
164138	313396ML4	714	FHLMC D N	9/30/2015	10/2/2015		0.020%	0.020%	2,000,200	2,000,197.78	1.11	2,000,197.78	(1.11)
164091	313384MQ9	714	FHLB D N	9/24/2015	10/6/2015		0.030%	0.030%	2,534,500	2,534,474.66	14.78	2,534,485.92	(3.52)
164089	313384MR7	714	FHLB D N	9/24/2015	10/7/2015		0.030%	0.030%	2,720,970.52	2,720,970.52	15.87	2,720,981.86	(4.53)
164131	313384MR7	714	FHLB D N	9/29/2015	10/7/2015		0.020%	0.020%	11,000,000	10,999,951.11	12.22	10,999,926.67	(36.66)
163876	313588MR3	714	FNMA D N	9/4/2015	10/7/2015		0.060%	0.060%	5,000,000	4,999,725.00	225.00	4,999,966.67	16.67
164140	313588MR3	714	FNMA D N	9/30/2015	10/7/2015		0.020%	0.020%	6,490,000	6,489,974.76	3.61	6,489,956.73	(21.64)
164016	313384MY2	714	FHLB D N	9/17/2015	10/14/2015		0.100%	0.100%	6,416,000	6,415,518.80	249.51	6,415,907.32	139.01
164103	313384MY2	714	FHLB D N	9/25/2015	10/14/2015		0.020%	0.020%	315,600	315,596.67	1.05	315,595.44	(2.28)
164013	313384MZ9	714	FHLB D N	9/17/2015	10/15/2015		0.125%	0.125%	797,700	797,622.45	38.78	797,687.59	26.36
164012	313396MZ3	714	FHLMC D N	9/17/2015	10/15/2015		0.120%	0.120%	8,400,000	8,399,216.00	392.00	8,399,669.33	261.33
164132	30229BXF9	714	CP - EXXON MOBIL	9/29/2015	10/15/2015		0.120%	0.120%	2,000,000	1,999,893.33	13.33	1,999,860.00	(46.66)
164133	30229BXF9	714	CP - EXXON MOBIL	9/29/2015	10/15/2015		0.080%	0.080%	6,600,000	6,599,765.33	29.33	6,599,538.00	(256.66)
164017	313384NA3	714	FHLB D N	9/17/2015	10/16/2015		0.080%	0.080%	4,200,000	4,199,729.33	130.67	4,199,930.00	70.00
164104	64105SXL7	714	CP - NESTLE FINANCIA	9/25/2015	10/20/2015		0.140%	0.140%	2,050,200	2,050,000.68	47.84	2,050,005.23	(43.29)
164051	313384NF2	714	FHLB D N	9/23/2015	10/21/2015		0.045%	0.045%	3,401,000	3,400,880.97	34.01	3,400,924.42	9.44
164134	313384NF2	714	FHLB D N	9/29/2015	10/21/2015		0.030%	0.030%	1,100,000	1,099,979.83	1.83	1,099,975.56	(6.10)
164135	313396NP4	714	FHLMC D N	9/29/2015	10/29/2015		0.030%	0.030%	4,300,000	4,299,892.50	7.17	4,299,866.22	(33.45)
162171	313312PQ7	714	FFCB D N	2/20/2015	11/23/2015		0.180%	0.180%	855,000	853,820.10	953.33	854,949.65	176.22
714 Total									90,438,900	90,434,419.40	2,700.15	90,437,321.06	245.22
162622	313384MK2	740	FHLB D N	4/16/2015	10/1/2015		0.070%	0.070%	26,669,000	26,660,288.04	8,711.96	26,669,000.00	0.00
163192	313384MK2	740	FHLB D N	6/18/2015	10/1/2015		0.070%	0.070%	20,000,000	19,995,916.67	4,083.33	20,000,000.00	0.00
163428	313384MK2	740	FHLB D N	7/16/2015	10/1/2015		0.070%	0.070%	25,000,000	24,996,256.94	3,743.06	25,000,000.00	0.00
163745	313384MK2	740	FHLB D N	8/20/2015	10/1/2015		0.085%	0.085%	26,627,000	26,624,359.40	2,640.60	26,627,000.00	0.00
160812	313396MK6	740	FHLMC D N	10/6/2014	10/1/2015		0.130%	0.130%	25,043,000	25,010,444.10	32,555.90	25,043,000.00	0.00
162419	313396MK6	740	FHLMC D N	3/19/2015	10/1/2015		0.120%	0.120%	13,670,000	13,661,068.93	8,931.07	13,670,000.00	0.00
162861	313396MK6	740	FHLMC D N	5/14/2015	10/1/2015		0.095%	0.095%	16,671,000	16,664,840.99	6,159.01	16,671,000.00	0.00
163515	313396MK6	740	FHLMC D N	7/24/2015	10/1/2015		0.070%	0.070%	1,664,000	1,663,776.75	223.25	1,664,000.00	0.00
163898	313396MK6	740	FHLMC D N	9/9/2015	10/1/2015		0.060%	0.060%	3,985,000	3,984,853.87	146.13	3,985,000.00	0.00
164029	313396MK6	740	FHLMC D N	9/21/2015	10/1/2015		0.050%	0.050%	1,900,000	1,899,973.61	26.39	1,900,000.00	0.00
162523	313588MK8	740	FNMA D N	4/2/2015	10/1/2015		0.140%	0.140%	26,207,000	26,188,451.27	18,548.72	26,207,000.00	0.01
162862	313588MK8	740	FNMA D N	5/14/2015	10/1/2015		0.095%	0.095%	10,000,000	9,996,305.56	3,694.44	10,000,000.00	0.00
163470	313588MK8	740	FNMA D N	7/21/2015	10/1/2015		0.060%	0.060%	6,666,000	6,665,200.08	799.92	6,666,000.00	0.00
153349	316175108	740	FIDELITY GOVT FUND -	9/25/2012	10/1/2015		0.010%	0.010%	24,725,000	24,725,000.00	0.00	24,725,000.00	0.00
740 Total									228,827,000	228,736,736.21	90,263.78	228,827,000.00	0.01
152295	316175108	741	FIDELITY GOVT FUND -	6/22/2012	10/1/2015		0.010%	0.010%	4,999,000	4,999,000.00	-4.19	4,999,000.00	0.00
164111	313384MX4	741	FHLB D N	9/25/2015	10/13/2015		0.020%	0.020%	3,100,000	3,099,969.00	10.33	3,099,958.67	(20.66)
144035	31398A5R9	741	FNMA C I	11/12/2010	11/12/2015	11/12/2015	1.625%	1.646%	5,000,000	4,999,498.90	31,371.53	5,008,700.00	9,201.10
161343	313396PX5	741	FHLMC D N	12/2/2014	11/30/2015		0.187%	0.187%	1,416,000	1,413,330.01	2,228.67	1,415,811.20	252.52
161082	3133EEAT7	741	FFCB - BULLET	11/7/2014	12/7/2015		0.200%	0.219%	3,000,000	2,999,709.72	1,900.00	3,000,480.00	770.28
161399	313384QF9	741	FHLB D N	12/8/2014	12/8/2015		0.200%	0.200%	5,776,000	5,764,287.54	9,530.41	5,775,127.18	1,309.23
163203	313396QF3	741	FHLMC D N	6/19/2015	12/8/2015		0.120%	0.120%	810,000	809,535.60	280.80	809,877.60	61.20
156043	3136G1N88	741	FNMA STEP UP	6/19/2013	12/19/2015	12/19/2015	0.850%	0.856%	3,000,000	2,999,910.30	7,225.00	3,003,480.00	3,569.70
161656	3136G16W4	741	FNMA STEP UP	12/27/2014	12/27/2015	12/27/2015	0.750%	0.750%	3,138,000	3,138,000.00	6,145.25	3,140,855.58	2,855.58
161660	3136G16V6	741	FNMA STEP UP	12/27/2014	12/27/2015	12/27/2015	0.800%	0.800%	3,000,000	3,000,000.00	6,266.67	3,004,260.00	4,260.00
164137	313384RU5	741	FHLB D N	9/30/2015	1/14/2016		0.165%	0.165%	3,237,000	3,235,427.36	14.84	3,235,867.05	424.85

MIAMI-DADE COUNTY
REPORT WRITER
AS OF DATE: September 30, 2015
SORTING ORDER: FUND ICC#

INVSMT NUMBER	CUSIP NUMBER	FUND NUMBER	DESCRIPTION	PURCHASE SET DATE	MATURITY DATE	CALL DATE	INTEREST RATE	YTM TRADING	SCHEDULED PAR VALUE	CURRENT BOOK VALUE	PERIOD-END INTEREST ACCRL	MARKET VALUE	UNREALIZED GAIN/LOSS
161037	3133EDZX3	741	FFCB - BULLET	10/29/2014	1/29/2016		0.230%	0.265%	3,500,000	3,499,383.33	1,386.39	3,500,910.00	1,526.67
160474	3133EDU83	741	FFCB - BULLET	9/4/2014	3/2/2016		0.400%	0.417%	2,600,000	2,599,775.50	837.78	2,602,314.00	2,538.50
161284	3130A3KJ2	741	FHLB - BULLET	11/21/2014	3/18/2016		0.320%	0.320%	2,510,000	2,510,000.00	290.04	2,512,058.20	2,058.20
162653	3136G1JW0	741	FNMA STEP UP	4/18/2015	4/18/2016	10/18/2015	1.125%	1.125%	3,590,000	3,590,000.00	18,286.56	3,591,436.00	1,436.00
161012	3133EDZ88	741	FFCB - BULLET	10/27/2014	4/27/2016		0.250%	0.330%	3,015,000	3,012,590.20	3,224.38	3,014,427.15	1,836.95
160322	3133EDSR4	741	FFCB - BULLET	8/22/2014	5/13/2016		0.400%	0.411%	3,104,000	3,103,676.30	4,759.47	3,103,627.52	(48.78)
163819	313312XH8	741	FFCB D N	8/31/2015	5/26/2016		0.380%	0.381%	2,500,000	2,492,901.39	818.06	2,495,868.06	2,148.61
157491	3133ECQG2	741	FFCB - BULLET	10/29/2013	6/3/2016		0.440%	0.513%	2,000,000	1,998,556.17	2,884.44	2,001,820.00	3,263.83
163769	3134G7JU6	741	FHLMC STEP UP	8/26/2015	7/30/2016	10/30/2015	0.750%	0.750%	2,175,000	2,176,178.13	2,764.07	2,175,913.50	913.50
163888	313312E30	741	FFCB D N	9/8/2015	9/1/2016		0.430%	0.432%	1,480,000	1,473,653.68	406.59	1,475,722.80	1,662.53
163963	3133EFCF2	741	FFCB - BULLET	9/14/2015	9/8/2016		0.440%	0.450%	2,000,000	1,999,946.67	562.23	2,002,620.00	2,820.00
161593	3133EEFA3	741	FFCB - BULLET	12/19/2014	12/15/2016		0.720%	0.745%	3,500,000	3,498,680.88	7,420.00	3,509,905.00	11,224.12
153347	3135G0NH2	741	FNMA C I	9/28/2012	8/23/2017	11/23/2015	0.950%	0.954%	2,548,000	2,547,792.17	2,555.08	2,543,926.20	(3,868.97)
161588	3134G3G46	741	FHLMC C I	12/18/2014	9/12/2017	3/12/2016	1.000%	1.040%	3,000,000	2,997,632.44	1,583.33	3,014,790.00	17,157.56
154392	3133ECA95	741	FFCB C I	12/28/2012	9/18/2017	10/7/2015	0.790%	0.833%	4,162,000	4,158,477.38	1,187.33	4,156,963.98	(1,513.40)
163977	3134G7WS6	741	FHLMC C I	9/28/2015	9/28/2017	12/28/2015	1.000%	1.000%	2,510,000	2,510,000.00	209.17	2,514,166.60	4,166.60
154328	3133813R4	741	FHLB C I	12/21/2012	11/9/2017	10/9/2015	1.000%	1.004%	3,135,000	3,134,678.76	12,365.83	3,135,532.95	854.19
154349	3133813R4	741	FHLB C I	12/26/2012	11/9/2017	10/9/2015	1.000%	1.000%	1,900,000	1,900,000.00	7,494.44	1,900,323.00	323.00
154474	3133813R4	741	FHLB C I	11/10/2013	11/9/2017	10/9/2015	1.000%	0.986%	610,000	609,936.79	2,406.11	610,103.70	166.91
161592	3130A3HF4	741	FHLB - BULLET	12/19/2014	12/8/2017		1.125%	1.167%	1,080,000	1,078,891.27	3,813.75	1,087,052.40	8,161.13
154282	3136G14K2	741	FNMA C I	12/21/2012	12/21/2017	12/21/2015	0.900%	0.910%	1,988,000	1,987,503.00	4,970.00	1,983,864.96	(3,638.04)
164021	3134G33M0	741	FNMA C I	9/21/2015	1/16/2018	10/16/2015	1.050%	1.050%	2,500,000	2,504,739.58	5,468.75	2,500,975.00	975.00
155187	3133ECCG2	741	FFCB C I	3/8/2013	2/26/2018	10/7/2015	1.080%	1.084%	3,000,000	2,999,698.01	3,150.00	3,000,270.00	571.99
155201	3133ECHS6	741	FFCB C I	3/12/2013	3/12/2018	10/7/2015	1.030%	1.071%	2,577,000	2,574,428.64	1,400.89	2,571,382.14	(3,046.50)
155101	3135G0VL4	741	FNMA C I	3/20/2013	3/20/2018	12/20/2015	1.125%	1.135%	3,000,000	2,999,251.65	1,031.25	3,002,490.00	3,238.35
155340	3136G1JD2	741	FNMA C I	4/11/2013	4/11/2018	10/11/2015	1.100%	1.100%	3,009,000	3,009,000.00	15,630.08	3,002,831.55	(6,168.45)
155559	3134G42G2	741	FHLMC C I	4/30/2013	4/30/2018	10/30/2015	1.050%	1.052%	3,500,000	3,499,790.11	15,414.58	3,502,415.00	2,624.89
162769	3134G6C92	741	FHLMC C I	5/21/2015	5/21/2018	11/21/2015	1.300%	1.300%	2,939,000	2,939,000.00	13,796.97	2,943,026.43	4,026.43
156052	3134G46D5	741	FHLMC C I	6/12/2013	6/12/2018	12/12/2015	1.200%	1.203%	1,567,000	1,566,859.06	5,693.43	1,568,692.36	1,833.30
163962	3134G7UX7	741	FHLMC C I	9/14/2015	9/14/2018	12/14/2015	1.350%	1.350%	3,500,000	3,500,000.00	2,231.25	3,505,915.00	5,915.00
163976	3134G7UJ8	741	FHLMC C I	9/21/2015	9/21/2018	9/21/2016	1.125%	1.125%	2,750,000	2,750,000.00	859.38	2,760,092.50	10,092.50
164130	3134G3Q94	741	FHLMC C I	9/29/2015	10/15/2018	10/15/2015	1.140%	1.150%	5,000,000	5,024,404.17	26,283.34	4,996,600.00	(1,837.50)
163996	3136G2LF2	741	FNMA C I	9/18/2015	11/26/2018	2/26/2016	1.350%	1.350%	3,228,000	3,230,663.10	4,236.75	3,238,749.24	10,749.24
163978	3134G7XZ9	741	FHLMC C I	9/28/2015	12/28/2018	12/28/2015	1.375%	1.375%	4,500,000	4,500,000.00	515.63	4,509,135.00	9,135.00
164096	3134G7J77	741	FHLMC C I	9/28/2015	12/28/2018	12/28/2015	1.250%	1.250%	4,500,000	4,500,000.00	468.75	4,502,025.00	2,025.00
162023	3133EENH9	741	FFCB C I	2/5/2015	2/5/2019	2/5/2016	1.420%	1.446%	3,000,000	2,997,373.72	6,626.67	3,007,740.00	10,366.28
162932	3134G6R62	741	FHLMC C I	5/26/2015	2/26/2019	2/26/2016	1.375%	1.396%	3,200,000	3,197,762.68	4,277.78	3,212,384.00	14,621.32
164122	3134G7G70	741	FHLMC C I	9/28/2015	6/28/2019	12/28/2015	1.400%	1.400%	4,700,000	4,700,000.00	548.33	4,693,326.00	(6,674.00)
164072	3130A6H34	741	FHLB C I	9/24/2015	9/24/2019	12/24/2015	1.540%	1.540%	5,000,000	5,000,000.00	1,497.22	4,994,700.00	(5,300.00)
163921	3134G3V64	741	FHLMC C I	9/10/2015	11/15/2019	11/15/2015	1.650%	1.668%	5,000,000	5,022,604.17	31,166.67	5,006,850.00	10,600.00
163922	3134G3V64	741	FHLMC C I	9/10/2015	11/15/2019	11/15/2015	1.650%	1.681%	1,500,000	1,506,031.25	9,350.00	1,502,055.00	3,930.00
163975	3134G33G3	741	FHLMC C I	9/16/2015	1/9/2020	10/9/2015	1.600%	1.684%	3,124,000	3,122,368.58	11,385.25	3,124,968.44	11,902.44
163982	3134G7UC3	741	FHLMC C I	9/18/2015	1/9/2020	11/25/2015	1.150%	1.151%	4,500,000	4,502,362.50	4,456.25	4,506,300.00	6,525.00
162032	3133EELK4	741	FFCB C I	2/5/2015	1/23/2020	10/2/2015	1.850%	1.850%	1,040,000	1,040,000.00	3,634.22	1,040,041.60	41.60
163564	3134G7GP0	741	FHLMC C I	7/30/2015	7/30/2020	10/30/2015	2.050%	2.050%	5,000,000	5,000,000.00	17,368.06	5,007,350.00	7,350.00
163565	3134G7KZ3	741	FHLMC C I	7/30/2015	7/30/2020	10/30/2015	2.020%	2.020%	3,690,000	3,690,000.00	12,630.05	3,695,424.30	5,424.30
		741 Total							174,707,000	174,715,259.71	344,315.91	174,822,498.86	174,794.10
161199	313312NX4	742	FFCB D N	11/13/2014	11/6/2015		0.170%	0.170%	53,000	52,910.40	80.59	52,997.88	6.89
		742 Total							53,000	52,910.40	80.59	52,997.88	6.89
151209	825252869	756	AIM MONEY MARKET - D	3/1/2012	10/1/2015		0.010%	0.010%	0	0.00	0.00	0.00	0.00
164153	313312NV8	756	FFCB D N	9/30/2015	11/4/2015		0.030%	0.030%	435,400	435,387.30	0.36	435,383.55	(4.11)
		756 Total							435,400	435,387.30	0.36	435,383.55	(4.11)
162669	313384MK2	760	FHLB D N	4/22/2015	10/1/2015		0.070%	0.070%	521,100	520,935.85	164.15	521,100.00	0.00
162460	313396MK6	760	FHLMC D N	3/26/2015	10/1/2015		0.130%	0.130%	745,400	744,891.26	508.74	745,400.00	0.00
162924	313396MK6	760	FHLMC D N	5/26/2015	10/1/2015		0.090%	0.090%	2,903,000	2,902,071.04	928.96	2,903,000.00	0.00

MIAMI-DADE COUNTY
REPORT WRITER
AS OF DATE: September 30, 2015
SORTING ORDER: FUND ICC#

INVSMT NUMBER	CUSIP NUMBER	FUND NUMBER	DESCRIPTION	PURCHASE SET DATE	MATURITY DATE	CALL DATE	INTEREST RATE	YTM TRADING	SCHEDULED PAR VALUE	CURRENT BOOK VALUE	PERIOD-END INTEREST ACCRL	MARKET VALUE	UNREALIZED GAIN/LOSS
162052	313588MK8	760	FNMA D N	2/6/2015	10/1/2015		0.140%	0.140%	264,000	263,756.68	243.32	264,000.00	0.00
162110	313588MK8	760	FNMA D N	2/12/2015	10/1/2015		0.140%	0.140%	3,515,000	3,511,842.36	3,157.64	3,515,000.00	0.00
162971	313588MK8	760	FNMA D N	5/28/2015	10/1/2015		0.100%	0.100%	2,242,000	2,241,215.30	784.70	2,242,000.00	0.00
151210	825252869	760	AIM MONEY MARKET - D	3/1/2012	10/1/2015		0.039%	0.039%	0	0.00	-0.01	0.00	0.00
162021	313312MP2	760	FFCB D N	2/4/2015	10/5/2015		0.150%	0.150%	514,000	513,479.58	511.85	513,997.72	6.29
163345	313396MQ3	760	FHLMC D N	7/7/2015	10/6/2015		0.070%	0.070%	2,603,500	2,603,039.33	435.36	2,603,485.54	10.85
162640	313384MR7	760	FHLB D N	4/16/2015	10/7/2015		0.145%	0.145%	146,100	145,997.61	98.86	146,099.03	2.56
163317	313384MR7	760	FHLB D N	7/2/2015	10/7/2015		0.095%	0.095%	224,000	223,942.66	53.79	223,998.51	2.06
163370	313384MR7	760	FHLB D N	7/9/2015	10/7/2015		0.092%	0.092%	5,877,000	5,875,648.29	1,261.60	5,876,960.82	50.93
163455	313384MR7	760	FHLB D N	7/20/2015	10/7/2015		0.086%	0.086%	2,012,000	2,011,620.29	350.87	2,011,986.59	15.43
163463	313384MR7	760	FHLB D N	7/21/2015	10/7/2015		0.086%	0.086%	8,000,000	7,998,509.33	1,376.00	7,999,946.67	61.34
163504	313384MR7	760	FHLB D N	7/23/2015	10/7/2015		0.080%	0.080%	472,200	472,120.25	73.45	472,196.85	3.15
163525	313384MR7	760	FHLB D N	7/28/2015	10/7/2015		0.080%	0.080%	4,850,000	4,849,234.78	700.55	4,849,967.67	32.34
163579	313384MR7	760	FHLB D N	8/4/2015	10/7/2015		0.080%	0.080%	129,000	128,981.65	16.63	128,999.14	0.86
163608	313384MR7	760	FHLB D N	8/6/2015	10/7/2015		0.080%	0.080%	2,567,700	2,567,346.23	319.53	2,567,682.88	17.12
163650	313384MR7	760	FHLB D N	8/12/2015	10/7/2015		0.090%	0.090%	2,218,000	2,217,689.48	277.25	2,217,985.21	18.48
163666	313384MR7	760	FHLB D N	8/13/2015	10/7/2015		0.091%	0.091%	1,351,000	1,350,812.17	167.34	1,350,990.99	11.48
163701	313384MR7	760	FHLB D N	8/18/2015	10/7/2015		0.105%	0.105%	2,013,000	2,012,706.44	258.33	2,012,986.58	21.81
163742	313384MR7	760	FHLB D N	8/20/2015	10/7/2015		0.095%	0.095%	336,000	335,957.44	37.24	335,997.76	3.08
163757	313384MR7	760	FHLB D N	8/21/2015	10/7/2015		0.110%	0.110%	1,492,000	1,491,785.73	186.92	1,491,990.05	17.40
163779	313384MR7	760	FHLB D N	8/26/2015	10/7/2015		0.110%	0.110%	160,000	159,979.47	17.60	159,998.93	1.86
163869	313384MR7	760	FHLB D N	9/3/2015	10/7/2015		0.080%	0.080%	451,000	450,965.92	28.07	450,996.99	3.00
163913	313384MR7	760	FHLB D N	9/9/2015	10/7/2015		0.060%	0.060%	4,159,000	4,158,805.91	152.50	4,158,972.27	13.86
163930	313384MR7	760	FHLB D N	9/10/2015	10/7/2015		0.050%	0.050%	6,999,800	6,999,537.51	204.16	6,999,753.33	11.66
163932	313384MR7	760	FHLB D N	9/10/2015	10/7/2015		0.049%	0.049%	6,250,000	6,249,770.31	178.65	6,249,958.33	9.37
161759	313396MR1	760	FHLMC D N	1/8/2015	10/7/2015		0.155%	0.155%	4,553,000	4,547,667.93	5,214.45	4,552,969.65	87.27
161928	313396MR1	760	FHLMC D N	1/23/2015	10/7/2015		0.125%	0.125%	1,200,000	1,198,929.17	1,045.83	1,199,992.00	17.00
162330	313396MR1	760	FHLMC D N	3/12/2015	10/7/2015		0.120%	0.120%	767,000	766,465.66	519.00	766,994.89	10.23
162461	313396MR1	760	FHLMC D N	3/26/2015	10/7/2015		0.130%	0.130%	3,500,000	3,497,535.42	2,388.75	3,499,976.67	52.50
162782	313396MR1	760	FHLMC D N	5/6/2015	10/7/2015		0.060%	0.060%	575,000	574,852.42	141.83	574,996.17	1.92
162858	313396MR1	760	FHLMC D N	5/14/2015	10/7/2015		0.095%	0.095%	1,347,000	1,346,481.03	497.64	1,346,991.02	12.35
163036	313396MR1	760	FHLMC D N	6/4/2015	10/7/2015		0.060%	0.060%	4,567,000	4,566,048.54	905.79	4,566,969.55	15.22
163106	313396MR1	760	FHLMC D N	6/11/2015	10/7/2015		0.060%	0.060%	1,016,000	1,015,800.19	189.65	1,015,993.23	3.39
163184	313396MR1	760	FHLMC D N	6/18/2015	10/7/2015		0.080%	0.080%	657,000	656,837.94	153.30	656,995.62	4.38
162576	313588MR3	760	FNMA D N	4/9/2015	10/7/2015		0.140%	0.140%	5,306,000	5,302,265.17	3,611.02	5,305,964.63	88.44
163503	313588MR3	760	FNMA D N	7/23/2015	10/7/2015		0.050%	0.050%	4,688,000	4,687,505.16	455.77	4,687,968.75	7.82
163464	313312MS6	760	FFCB D N	7/21/2015	10/8/2015		0.060%	0.060%	7,592,000	7,591,000.39	911.04	7,591,940.95	29.52
162185	313396MZ3	760	FHLMC D N	2/24/2015	10/15/2015		0.105%	0.105%	5,400	5,396.33	3.45	5,399.92	0.14
162271	313396NV1	760	FHLMC D N	3/5/2015	11/4/2015		0.160%	0.160%	525,000	524,430.67	490.00	524,980.17	59.50
162172	313312PQ7	760	FFCB D N	2/20/2015	11/23/2015		0.180%	0.180%	305,100	304,678.96	340.19	305,082.03	62.88
163800	313384RJ0	760	FHLB D N	8/27/2015	1/4/2016		0.210%	0.210%	397,400	397,098.64	81.14	397,274.16	94.38
162462	3130A4N57	760	FHLB - BULLET	3/26/2015	3/11/2016		0.250%	0.315%	2,000,000	1,999,360.57	277.78	1,999,780.00	419.43
163004	313588UP8	760	FNMA D N	6/2/2015	3/21/2016		0.230%	0.230%	16,600	16,568.93	12.83	16,586.52	4.76
164157	313396VF7	760	FHLMC D N	9/30/2015	4/6/2016		0.195%	0.195%	303,500	303,189.29	1.64	303,151.31	(39.62)
162727	3130A56J3	760	FHLB - BULLET	4/29/2015	4/27/2016		0.300%	0.300%	1,530,000	1,530,025.50	1,963.50	1,530,321.30	321.30
162749	313396WD1	760	FHLMC D N	4/30/2015	4/28/2016		0.270%	0.271%	415,000	413,867.05	479.33	414,467.42	121.04
162767	313396WD1	760	FHLMC D N	5/5/2015	4/28/2016		0.265%	0.266%	1,468,000	1,464,120.61	1,610.11	1,466,116.07	385.35
163432	313312WS5	760	FFCB D N	7/16/2015	5/11/2016		0.285%	0.286%	1,670,000	1,666,033.75	1,018.00	1,667,413.82	362.07
162835	313396WT6	760	FHLMC D N	5/13/2015	5/12/2016		0.280%	0.281%	4,061,000	4,049,471.27	4,453.56	4,055,440.94	1,516.11
162928	3133EEN89	760	FFCB - BULLET	5/26/2015	5/26/2016		0.300%	0.300%	6,500,000	6,500,000.00	6,770.83	6,496,295.00	(3,705.00)
162929	3130A05E46	760	FHLB - BULLET	5/26/2015	5/26/2016		0.300%	0.315%	3,000,000	2,999,550.00	3,125.00	2,999,550.00	0.00
163343	3130A5E47	760	FHLB - BULLET	7/7/2015	5/26/2016		0.300%	0.325%	2,100,000	2,100,255.50	2,187.50	2,100,231.00	693.00
162976	3136G1MK2	760	FNMA STEP UP	5/29/2015	5/29/2016		0.875%	0.875%	1,800,000	1,800,000.00	5,337.50	1,800,360.00	360.00
163147	313396XP3	760	FHLMC D N	6/16/2015	6/1/2016		0.300%	0.301%	16,000	15,953.20	14.27	15,971.80	4.33
163249	313312YB0	760	FFCB D N	6/25/2015	6/13/2016		0.355%	0.356%	510,800	509,016.88	493.63	509,855.59	345.08

MIAMI-DADE COUNTY
REPORT WRITER
AS OF DATE: September 30, 2015
SORTING ORDER: FUND ICC#

INVSMT NUMBER	CUSIP NUMBER	FUND NUMBER	DESCRIPTION	PURCHASE SET DATE	MATURITY DATE	CALL DATE	INTEREST RATE	YTM TRADING	SCHEDULED PAR VALUE	CURRENT BOOK VALUE	PERIOD-END INTEREST ACCRL	MARKET VALUE	UNREALIZED GAIN/LOSS
163385	3133EE3Q1	760	FFCB - BULLET	7/13/2015	7/13/2016		0.350%	0.350%	2,500,000	2,500,000.00	1,895.83	2,498,775.00	(1,225.00)
163522	313384ZN2	760	FHLB D N	7/27/2015	7/18/2016		0.360%	0.361%	559,800	557,801.51	369.47	558,602.03	431.05
163877	313312B66	760	FFCB D N	9/4/2015	8/11/2016		0.420%	0.422%	751,000	748,003.51	236.57	749,130.01	889.93
163454	3133EE4G2	760	FFCB - BULLET	7/20/2015	8/11/2016		0.400%	0.400%	5,000,000	5,000,000.00	3,944.44	4,998,450.00	(1,550.00)
163940	313312E30	760	FFCB D N	9/10/2015	9/1/2016		0.430%	0.432%	4,510,000	4,490,768.61	1,131.26	4,496,966.10	5,066.23
163939	313384E39	760	FHLB D N	9/10/2015	9/1/2016		0.450%	0.452%	2,512,000	2,500,790.20	659.40	2,504,740.32	3,290.72
164023	313312E48	760	FFCB D N	9/21/2015	9/2/2016		0.430%	0.432%	413,500	411,786.16	49.39	412,300.85	465.30
163950	313396E82	760	FHLMC D N	9/11/2015	9/6/2016		0.410%	0.412%	3,386,000	3,372,078.84	771.26	3,376,045.16	3,195.06
163960	313396F24	760	FHLMC D N	9/14/2015	9/8/2016		0.410%	0.412%	434,000	432,220.60	84.03	432,719.70	415.07
162534	3133EEXS4	760	FFCB - BULLET	4/8/2015	9/8/2016		0.450%	0.491%	5,199,000	5,196,879.33	1,494.71	5,202,223.38	5,344.05
164018	313312F96	760	FFCB D N	9/17/2015	9/15/2016		0.500%	0.503%	743,000	739,243.72	144.47	740,763.57	1,375.38
162600	3133EEZB9	760	FFCB - BULLET	4/16/2015	9/16/2016		0.450%	0.490%	4,421,000	4,419,227.77	828.94	4,420,557.90	1,330.13
164136	313312H52	760	FFCB D N	9/29/2015	9/27/2016		0.410%	0.412%	278,000	276,847.54	6.33	277,132.64	278.77
162728	3133EEG20	760	FFCB - BULLET	5/4/2015	11/4/2016		0.480%	0.524%	3,000,000	2,998,020.00	5,880.00	3,003,510.00	5,490.00
162800	3133EEG20	760	FFCB - BULLET	5/12/2015	11/4/2016		0.480%	0.588%	2,500,000	2,496,316.67	4,900.00	2,502,925.00	6,875.00
162801	3130A5C98	760	FHLB C I	5/21/2015	8/21/2017	11/21/2015	0.875%	0.909%	1,500,000	1,499,002.13	1,458.33	1,501,125.00	2,122.87
153110	3133EAS33	760	FFCB C I	9/5/2012	9/5/2017	10/7/2015	0.990%	1.021%	2,300,000	2,298,620.76	1,644.50	2,300,115.00	1,494.24
154295	3136G14K2	760	FNMA C I	12/21/2012	12/21/2017	12/21/2015	0.900%	0.910%	3,012,000	3,011,247.00	7,530.00	3,005,735.04	(5,511.96)
155928	3133ECNZ3	760	FFCB C I	5/13/2013	2/9/2018	10/7/2015	0.840%	0.885%	2,300,000	2,296,948.15	2,790.67	2,287,925.00	(9,023.15)
155951	3135G0XG3	760	FNMA C I	5/21/2013	5/21/2018	11/21/2015	1.000%	1.033%	1,900,000	1,898,177.01	6,861.11	1,893,730.00	(4,447.01)
155953	3133834Y4	760	FHLB C I	5/29/2013	5/29/2018	10/7/2015	1.040%	1.040%	1,800,000	1,800,000.00	6,344.00	1,794,186.00	(5,814.00)
156022	3134G46D5	760	FHLMC C I	6/12/2013	6/12/2018	12/12/2015	1.200%	1.200%	1,600,000	1,600,000.00	5,813.33	1,601,728.00	1,728.00
		760 Total							176,026,900	175,897,028.55	112,026.42	175,950,867.74	13,870.40
151211	825252869	778	AIM MONEY MARKET - D	3/1/2012	10/1/2015		0.020%	0.020%	0	0.00	0.00	0.00	0.00
		778 Total							0	0.00	0.00	0.00	0.00
162670	313384MK2	779	FHLB D N	4/22/2015	10/1/2015		0.070%	0.070%	573,900	573,719.22	180.78	573,900.00	0.00
151212	825252869	779	AIM MONEY MARKET - D	3/1/2012	10/1/2015		0.039%	0.039%	50,200	50,200.00	0.00	50,200.00	0.00
161398	313384MP1	779	FHLB D N	12/5/2014	10/5/2015		0.190%	0.190%	327,000	326,475.35	517.75	326,998.55	5.45
163505	313384MR7	779	FHLB D N	7/23/2015	10/7/2015		0.080%	0.080%	971,000	970,836.01	151.04	970,993.53	6.48
163934	313384MY2	779	FHLB D N	9/10/2015	10/14/2015		0.120%	0.120%	210,500	210,476.14	14.74	210,496.96	6.08
162282	313396MY6	779	FHLMC D N	3/5/2015	10/14/2015		0.115%	0.115%	579,500	579,087.19	388.74	579,491.63	15.70
162186	313396MZ3	779	FHLMC D N	2/24/2015	10/15/2015		0.105%	0.105%	426,000	425,710.50	272.11	425,993.37	10.76
164143	313384NA3	779	FHLB D N	9/30/2015	10/16/2015		0.020%	0.020%	810,900	810,892.79	0.45	810,886.49	(6.76)
162453	313396NF6	779	FHLMC D N	3/25/2015	10/21/2015		0.155%	0.155%	1,794,800	1,793,177.20	1,468.25	1,794,760.12	114.67
162512	313396NN9	779	FHLMC D N	4/1/2015	10/28/2015		0.145%	0.145%	921,000	920,220.99	678.85	920,972.37	72.53
162783	313588NN1	779	FNMA D N	5/6/2015	10/28/2015		0.125%	0.125%	1,424,000	1,423,134.72	731.78	1,423,957.28	90.78
162267	313396NV1	779	FHLMC D N	3/4/2015	11/4/2015		0.160%	0.160%	1,445,000	1,443,426.56	1,355.09	1,444,945.41	163.76
162010	3130A42S0	779	FHLB - BULLET	2/4/2015	11/4/2015		0.180%	0.192%	47,000	46,995.74	55.70	47,004.70	8.96
162726	313396PB3	779	FHLMC D N	4/29/2015	11/10/2015		0.105%	0.105%	1,001,000	1,000,430.68	452.54	1,000,955.51	72.29
162642	313588PB5	779	FNMA D N	4/16/2015	11/10/2015		0.130%	0.130%	2,077,000	2,075,439.94	1,260.05	2,076,907.69	207.70
162812	313396PK3	779	FHLMC D N	5/11/2015	11/18/2015		0.105%	0.105%	175,000	174,902.51	72.99	174,990.67	15.17
162826	313396PK3	779	FHLMC D N	5/12/2015	11/18/2015		0.105%	0.105%	731,300	730,894.74	302.88	731,261.00	63.38
163038	313384PS2	779	FHLB D N	6/4/2015	11/25/2015		0.140%	0.140%	676,000	675,542.57	312.84	675,958.69	103.28
162972	313588PS8	779	FNMA D N	5/28/2015	11/25/2015		0.130%	0.130%	1,400,000	1,399,084.94	637.00	1,399,914.44	192.50
162860	313396PZ0	779	FHLMC D N	5/14/2015	12/2/2015		0.130%	0.130%	573,000	572,582.03	289.68	572,921.05	49.34
162897	313396QA4	779	FHLMC D N	5/20/2015	12/3/2015		0.125%	0.125%	553,600	553,221.32	257.58	553,522.50	43.60
161816	313396QE6	779	FHLMC D N	1/14/2015	12/7/2015		0.234%	0.234%	89,000	88,810.83	150.41	88,986.75	25.51
163149	313384QG7	779	FHLB D N	6/16/2015	12/9/2015		0.170%	0.170%	499,800	499,384.61	252.54	499,723.36	86.21
162973	313396QP1	779	FHLMC D N	5/28/2015	12/16/2015		0.110%	0.110%	1,798,000	1,796,890.23	692.23	1,797,696.34	113.88
163318	313396QP1	779	FHLMC D N	7/2/2015	12/16/2015		0.090%	0.090%	1,081,000	1,080,548.68	245.93	1,080,817.43	22.82
163289	313588QW8	779	FNMA D N	6/29/2015	12/23/2015		0.150%	0.150%	1,575,000	1,573,838.44	616.87	1,574,709.50	254.19
163371	313588RD9	779	FNMA D N	7/9/2015	12/30/2015		0.145%	0.145%	785,000	784,449.85	265.59	784,764.50	49.06
163802	313384RJ0	779	FHLB D N	8/27/2015	1/4/2016		0.210%	0.210%	14,500	14,489.00	2.96	14,495.41	3.45
163421	313588RL1	779	FNMA D N	7/15/2015	1/6/2016		0.143%	0.143%	438,000	437,695.53	135.71	437,858.38	27.14
164086	313396RS4	779	FHLMC D N	9/24/2015	1/12/2016		0.150%	0.150%	262,000	261,879.92	7.64	261,910.05	22.49

MIAMI-DADE COUNTY
REPORT WRITER
AS OF DATE: September 30, 2015
SORTING ORDER: FUND ICC#

INVSMT NUMBER	CUSIP NUMBER	FUND NUMBER	DESCRIPTION	PURCHASE SET DATE	MATURITY DATE	CALL DATE	INTEREST RATE	YTM TRADING	SCHEDULED PAR VALUE	CURRENT BOOK VALUE	PERIOD-END INTEREST ACCRL	MARKET VALUE	UNREALIZED GAIN/LOSS
163466	313396RT2	779	FHLMC D N	7/21/2015	1/13/2016		0.125%	0.125%	1,100,000	1,099,327.78	275.00	1,099,618.67	15.89
163487	313396RT2	779	FHLMC D N	7/22/2015	1/13/2016		0.135%	0.135%	2,006,000	2,004,683.56	534.10	2,005,304.59	86.93
163651	313588RT4	779	FNMA D N	8/12/2015	1/13/2016		0.220%	0.220%	1,950,000	1,948,164.83	595.83	1,949,324.00	563.34
163744	313384RV3	779	FHLB D N	8/20/2015	1/15/2016		0.217%	0.217%	1,265,000	1,263,871.48	320.26	1,264,553.03	361.29
163973	313384SA8	779	FHLB D N	9/15/2015	1/20/2016		0.256%	0.256%	552,000	551,501.48	62.81	551,795.76	231.47
163467	313396SB0	779	FHLMC D N	7/21/2015	1/21/2016		0.158%	0.158%	1,200,000	1,199,030.93	379.20	1,199,552.00	141.87
163781	313588SH9	779	FNMA D N	8/26/2015	2/17/2016		0.190%	0.190%	2,934,000	2,931,615.31	557.46	2,932,845.96	673.19
163468	313396SQ7	779	FHLMC D N	7/21/2015	2/3/2016		0.160%	0.160%	1,029,000	1,028,099.05	329.28	1,028,499.79	71.46
163546	313396SX2	779	FHLMC D N	7/29/2015	2/10/2016		0.155%	0.155%	496,000	495,581.43	136.68	495,745.39	27.28
163891	313588TE5	779	FNMA D N	9/8/2015	2/17/2016		0.260%	0.260%	1,812,000	1,809,879.96	300.99	1,811,020.51	839.56
163893	313588TM7	779	FNMA D N	9/8/2015	2/24/2016		0.270%	0.270%	1,302,000	1,300,349.72	224.59	1,301,260.75	686.44
163293	313384TU3	779	FHLB D N	6/30/2015	3/2/2016		0.210%	0.210%	620,600	619,709.44	336.68	620,151.62	105.50
163938	313384UB3	779	FHLB D N	9/10/2015	3/9/2016		0.320%	0.321%	500,000	499,195.56	93.33	499,622.22	333.33
164057	313588UJ2	779	FNMA D N	9/23/2015	3/16/2016		0.210%	0.210%	1,557,000	1,555,410.56	72.66	1,555,772.13	288.91
164028	313396VD2	779	FHLMC D N	9/21/2015	4/4/2016		0.215%	0.215%	2,356,000	2,353,242.17	140.71	2,353,322.01	(60.87)
164158	313396VF7	779	FHLMC D N	9/30/2015	4/6/2016		0.195%	0.195%	212,800	212,582.15	1.15	212,555.52	(27.78)
164109	313396VV2	779	FHLMC D N	9/25/2015	4/20/2016		0.205%	0.205%	1,241,000	1,239,530.10	42.40	1,239,468.05	(104.45)
163250	313312YB0	779	FFCB D N	6/25/2015	6/13/2016		0.355%	0.356%	1,002,200	998,701.49	968.51	1,000,347.04	677.04
163523	313384ZN2	779	FHLB D N	7/27/2015	7/18/2016		0.360%	0.361%	89,200	88,881.56	58.87	89,009.11	68.68
163894	313312E30	779	FFCB D N	9/8/2015	9/1/2016		0.430%	0.432%	1,410,000	1,403,953.84	387.36	1,405,925.10	1,583.90
164024	313312E48	779	FFCB D N	9/21/2015	9/2/2016		0.430%	0.432%	161,500	160,830.63	19.29	161,031.65	181.73
163919	3133EFCF2	779	FFCB - BULLET	9/9/2015	9/8/2016		0.440%	0.440%	1,851,000	1,851,022.62	520.33	1,853,424.81	2,424.81
163974	3133836L0	779	FHLB C I	9/15/2015	5/24/2018	10/24/2015	1.200%	1.209%	700,000	702,415.00	2,963.33	698,145.00	(1,680.00)
164098	3130A6H34	779	FHLB C I	9/25/2015	9/24/2019	12/24/2015	1.540%	1.540%	505,400	505,421.62	151.34	504,864.28	(535.72)
779 Total									51,162,700	51,117,440.50	21,242.88	51,141,152.67	8,794.22
151213	825252869	796	AIM MONEY MARKET - D	3/1/2012	10/1/2015		0.010%	0.010%	0	0.00	0.01	0.00	0.00
164154	313312NV8	796	FFCB D N	9/30/2015	11/4/2015		0.030%	0.030%	64,800	64,798.11	0.05	64,797.55	(0.61)
796 Total									64,800	64,798.11	0.06	64,797.55	(0.61)
151214	825252869	1010	AIM MONEY MARKET - D	3/1/2012	10/1/2015		0.010%	0.010%	0	0.00	3.02	0.00	0.00
164149	313312NV8	1010	FFCB D N	9/30/2015	11/4/2015		0.030%	0.030%	3,443,600	3,443,499.56	2.87	3,443,469.91	(32.52)
164155	313312NV8	1010	FFCB D N	9/30/2015	11/4/2015		0.030%	0.030%	4,499,800	4,499,668.76	3.75	4,499,630.01	(42.50)
1010 Total									7,943,400	7,943,168.32	9.64	7,943,099.92	(75.02)
151229	316175108	1022	FIDELITY GOVT FUND -	3/1/2012	10/1/2015		0.010%	0.010%	0	0.00	0.01	0.00	0.00
1022 Total									0	0.00	0.01	0.00	0.00
154380	316175108	1047	FIDELITY GOVT FUND -	12/27/2012	10/1/2015		0.010%	0.010%	0	0.00	0.00	0.00	0.00
163506	313384MR7	1047	FHLB D N	7/23/2015	10/7/2015		0.080%	0.080%	5,600	5,599.05	0.88	5,599.96	0.03
164150	313312NV8	1047	FFCB D N	9/30/2015	11/4/2015		0.030%	0.030%	9,500	9,499.72	0.01	9,499.64	(0.09)
163801	313384RJ0	1047	FHLB D N	8/27/2015	1/4/2016		0.210%	0.210%	6,900	6,894.77	1.41	6,897.82	1.64
163715	313396RJ4	1047	FHLMC D N	8/19/2015	1/4/2016		0.020%	0.200%	5,875,000	5,870,495.83	1,403.47	5,873,139.58	1,240.28
163005	313588UP8	1047	FNMA D N	6/2/2015	3/21/2016		0.230%	0.230%	15,400	15,371.17	11.91	15,387.49	4.41
161998	3133EEKM1	1047	FFCB - BULLET	2/2/2015	3/21/2016		0.300%	0.308%	1,372,000	1,371,945.88	114.33	1,373,152.48	1,206.60
162432	3130A2C61	1047	FHLB - BULLET	3/27/2015	6/10/2016		0.375%	0.413%	1,000,000	999,627.55	1,156.25	999,980.00	352.45
162763	3130A5AX7	1047	FHLB - BULLET	5/8/2015	7/1/2016		0.345%	0.345%	4,715,000	4,715,000.00	4,066.69	4,715,094.30	94.30
162006	3133EEND8	1047	FFCB - BULLET	2/6/2015	9/6/2016		0.420%	0.420%	3,500,000	3,500,000.00	1,020.83	3,501,610.00	1,610.00
161987	3130A42D3	1047	FHLB - BULLET	2/4/2015	11/4/2016		0.530%	0.530%	1,500,000	1,500,000.00	3,246.25	1,500,690.00	690.00
162437	3133EC6S8	1047	FFCB C I	3/27/2015	12/12/2016	10/7/2015	0.600%	0.653%	1,200,000	1,199,054.57	2,180.00	1,200,072.00	1,017.43
162468	3135G0XE8	1047	FNMA C I	3/27/2015	5/22/2017	11/22/2015	0.700%	0.822%	2,000,000	1,995,176.62	5,016.67	1,999,840.00	4,663.38
1047 Total									21,199,400	21,188,665.16	18,218.70	21,200,963.27	10,880.43
151230	316175108	1048	FIDELITY GOVT FUND -	3/1/2012	10/1/2015		0.010%	0.010%	0	0.00	0.01	0.00	0.00
163346	313396MQ3	1048	FHLMC D N	7/7/2015	10/6/2015		0.070%	0.071%	500	499.91	0.09	500.00	0.00
163507	313384MR7	1048	FHLB D N	7/23/2015	10/7/2015		0.080%	0.080%	18,200	18,196.93	2.83	18,199.88	0.12
163931	313384MR7	1048	FHLB D N	9/10/2015	10/7/2015		0.050%	0.050%	670,200	670,174.87	19.55	670,195.53	1.11
162898	313396QA4	1048	FHLMC D N	5/20/2015	12/3/2015		0.125%	0.125%	18,400	18,387.41	8.56	18,397.42	1.45
164107	313396RJ4	1048	FHLMC D N	9/25/2015	1/4/2016		0.170%	0.170%	1,700,000	1,699,189.19	48.17	1,699,461.67	224.31
164116	313312B74	1048	FFCB D N	9/25/2015	8/12/2016		0.410%	0.412%	1,720,000	1,713,692.38	117.53	1,715,717.20	1,907.29

MIAMI-DADE COUNTY
REPORT WRITER
AS OF DATE: September 30, 2015
SORTING ORDER: FUND ICC#

INVSMT NUMBER	CUSIP NUMBER	FUND NUMBER	DESCRIPTION	PURCHASE SET DATE	MATURITY DATE	CALL DATE	INTEREST RATE	YTM TRADING	SCHEDULED PAR VALUE	CURRENT BOOK VALUE	PERIOD-END INTEREST ACCRL	MARKET VALUE	UNREALIZED GAIN/LOSS
154395	3133ECA95	1048	FFCB C I	12/28/2012	9/18/2017	10/7/2015	0.790%	0.833%	2,838,000	2,835,597.99	809.62	2,834,566.02	(1,031.97)
154398	3135G0TD5	1048	FNMA C I	12/31/2012	12/28/2017	12/28/2015	1.000%	1.000%	2,232,000	2,232,000.00	5,766.00	2,231,821.44	(178.56)
156092	3134G46D5	1048	FHLMC C I	6/12/2013	6/12/2018	12/12/2015	1.200%	1.221%	3,026,000	3,024,185.40	10,994.47	3,029,268.08	5,082.68
164099	3130A6H34	1048	FHLB C I	9/25/2015	9/24/2019	12/24/2015	1.540%	1.540%	3,499,600	3,499,749.71	1,047.94	3,495,890.42	(3,709.58)
1048 Total									15,722,900	15,711,673.79	18,814.77	15,714,017.66	2,296.85
163868	313312MK3	1049	FFCB D N	9/3/2015	10/1/2015		0.060%	0.060%	2,100,000	2,099,902.00	98.00	2,100,000.00	0.00
151231	316175108	1049	FIDELITY GOVT FUND -	3/1/2012	10/1/2015		0.010%	0.010%	3,882,075	3,882,075.04	-49.92	3,882,075.04	0.00
164139	313396ML4	1049	FHLMC D N	9/30/2015	10/2/2015		0.020%	0.020%	2,999,800	2,999,796.67	1.67	2,999,796.67	(1.67)
163609	313384MR7	1049	FHLB D N	8/6/2015	10/7/2015		0.080%	0.080%	32,300	32,295.55	4.02	32,299.78	0.21
163762	313384MR7	1049	FHLB D N	8/24/2015	10/7/2015		0.120%	0.120%	2,001,000	2,000,706.52	253.46	2,000,986.66	26.68
163853	313384MS5	1049	FHLB D N	9/2/2015	10/8/2015		0.060%	0.060%	2,594,000	2,593,844.36	125.38	2,593,979.82	10.08
163797	313384MY2	1049	FHLB D N	8/27/2015	10/14/2015		0.110%	0.110%	462,700	462,632.14	49.48	462,693.32	11.70
163933	313384MY2	1049	FHLB D N	9/10/2015	10/14/2015		0.055%	0.055%	3,216,000	3,215,832.95	103.18	3,215,953.55	17.42
163935	313384MY2	1049	FHLB D N	9/10/2015	10/14/2015		0.120%	0.120%	81,500	81,490.76	5.71	81,498.82	2.35
164014	313384MZ9	1049	FHLB D N	9/17/2015	10/15/2015		0.125%	0.125%	3,577,300	3,576,952.21	173.90	3,577,244.35	118.24
163989	313312NF3	1049	FFCB D N	9/16/2015	10/21/2015		0.090%	0.090%	3,979,500	3,979,151.79	149.23	3,979,411.57	110.55
163917	313396NL3	1049	FHLMC D N	9/9/2015	10/26/2015		0.120%	0.120%	2,100,000	2,099,671.00	154.00	2,099,941.67	116.67
164052	313312NN6	1049	FFCB D N	9/23/2015	10/28/2015		0.050%	0.050%	4,189,700	4,189,496.33	46.55	4,189,574.31	31.43
164151	313312NV8	1049	FFCB D N	9/30/2015	11/4/2015		0.030%	0.030%	1,546,900	1,546,854.88	1.29	1,546,841.56	(14.61)
164147	313384NV7	1049	FHLB D N	9/30/2015	11/4/2015		0.040%	0.040%	2,155,000	2,154,916.19	2.39	2,154,918.59	0.01
164067	313384PK9	1049	FHLB D N	9/23/2015	11/18/2015		0.110%	0.110%	1,000,000	999,828.89	24.44	999,946.67	93.34
164082	313384PK9	1049	FHLB D N	9/24/2015	11/18/2015		0.104%	0.104%	4,475,800	4,475,088.85	90.51	4,475,561.29	381.93
164152	313396PY3	1049	FHLMC D N	9/30/2015	12/1/2015		0.130%	0.130%	288,000	287,935.52	1.04	287,960.96	24.40
1049 Total									40,681,575	40,678,471.65	1,234.33	40,680,684.63	928.73
151232	316175108	1053	FIDELITY GOVT FUND -	3/1/2012	10/1/2015		0.010%	0.010%	1,285,400	1,285,400.00	-44.63	1,285,400.00	0.00
164080	313384MP1	1053	FHLB D N	9/24/2015	10/5/2015		0.040%	0.040%	2,099,500	2,099,474.34	16.33	2,099,490.67	0.00
163851	313588MP7	1053	FNMA D N	9/2/2015	10/5/2015		0.080%	0.080%	1,200,000	1,199,912.00	77.33	1,199,994.67	5.34
164092	313384MQ9	1053	FHLB D N	9/24/2015	10/6/2015		0.030%	0.030%	1,165,500	1,165,488.35	6.80	1,165,493.53	(1.63)
163852	313384MR7	1053	FHLB D N	9/2/2015	10/7/2015		0.080%	0.080%	1,800,000	1,799,860.00	116.00	1,799,988.00	12.00
163798	313384MY2	1053	FHLB D N	8/27/2015	10/14/2015		0.110%	0.110%	1,667,300	1,667,055.46	178.31	1,667,275.92	42.15
164144	313384NA3	1053	FHLB D N	9/30/2015	10/16/2015		0.020%	0.020%	3,869,300	3,869,265.61	2.15	3,869,235.51	(32.25)
163958	313588ND3	1053	FNMA D N	9/14/2015	10/19/2015		0.100%	0.100%	4,804,000	4,803,532.94	226.86	4,803,903.92	144.12
164105	64105SXL7	1053	CP - NESTLE FINANCIA	9/25/2015	10/20/2015		0.140%	0.140%	3,600,800	3,600,449.92	84.02	3,600,457.92	(76.02)
163890	313384NF2	1053	FHLB D N	9/8/2015	10/21/2015		0.125%	0.125%	2,001,000	2,000,701.24	159.80	2,000,955.53	94.49
163857	313396NL3	1053	FHLMC D N	9/2/2015	10/26/2015		0.125%	0.125%	2,000,000	1,999,625.00	201.39	1,999,944.44	118.05
163870	313396NL3	1053	FHLMC D N	9/3/2015	10/26/2015		0.125%	0.125%	3,643,000	3,642,329.59	354.18	3,642,898.81	215.04
163918	313396NL3	1053	FHLMC D N	9/9/2015	10/26/2015		0.120%	0.120%	4,409,000	4,408,309.26	323.33	4,408,877.53	244.94
164124	313396NM1	1053	FHLMC D N	9/28/2015	10/27/2015		0.044%	0.044%	1,880,933	1,880,933.33	6.90	1,880,945.66	5.43
164053	313312NN6	1053	FFCB D N	9/23/2015	10/28/2015		0.050%	0.050%	810,300	810,260.61	9.00	810,275.69	6.08
163992	313384PA1	1053	FHLB D N	9/16/2015	11/9/2015		0.200%	0.200%	2,648,000	2,647,205.60	220.67	2,647,885.25	458.98
164083	313384PK9	1053	FHLB D N	9/24/2015	11/18/2015		0.104%	0.104%	24,200	24,196.15	0.49	24,198.71	2.07
1053 Total									38,908,300	38,903,999.40	1,938.93	38,907,221.76	1,238.79
151233	316175108	1055	FIDELITY GOVT FUND -	3/1/2012	10/1/2015		0.010%	0.010%	119,700	119,700.00	-0.64	119,700.00	0.00
1055 Total									119,700	119,700.00	-0.64	119,700.00	0.00
151234	316175108	1056	FIDELITY GOVT FUND -	3/1/2012	10/1/2015		0.010%	0.010%	3,450,800	3,450,800.00	-25.30	3,450,800.00	0.00
164148	64105SXEX	1056	CP - NESTLE FINANCIA	9/30/2015	10/14/2015		0.030%	0.030%	2,071,000	2,070,975.84	1.73	2,070,865.39	(112.19)
1056 Total									5,521,800	5,521,775.84	-23.57	5,521,665.39	(112.19)
154399	316175108	1057	FIDELITY GOVT FUND -	12/14/2012	10/1/2015		0.010%	0.010%	0	0.00	-0.01	0.00	0.00
1057 Total									0	0.00	-0.01	0.00	0.00
158901	316175108	1058	FIDELITY GOVT FUND -	4/2/2014	10/1/2015		0.010%	0.010%	0	0.00	-0.02	0.00	0.00
1058 Total									0	0.00	-0.02	0.00	0.00
161554	316175108	1059	FIDELITY GOVT FUND -	12/17/2014	10/1/2015		0.010%	0.010%	37,700	37,700.00	0.01	37,700.00	0.00
1059 Total									37,700	37,700.00	0.01	37,700.00	0.00
163948	313396MK6	1060	FHLMC D N	9/11/2015	10/1/2015		0.030%	0.030%	5,190,000	5,189,913.50	86.50	5,190,000.00	0.00
163358	316175108	1060	FIDELITY GOVT FUND -	7/8/2015	10/1/2015		0.010%	0.010%	2,324,600	2,324,600.00	0.66	2,324,600.00	0.00

MIAMI-DADE COUNTY
REPORT WRITER
AS OF DATE: September 30, 2015
SORTING ORDER: FUND ICC#

INVSMT NUMBER	CUSIP NUMBER	FUND NUMBER	DESCRIPTION	PURCHASE SET DATE	MATURITY DATE	CALL DATE	INTEREST RATE	YTM TRADING	SCHEDULED PAR VALUE	CURRENT BOOK VALUE	PERIOD-END INTEREST ACCRL	MARKET VALUE	UNREALIZED GAIN/LOSS
163795	313384MR7	1060	FHLB D N	8/27/2015	10/7/2015		0.100%	0.100%	3,549,000	3,548,595.81	345.04	3,548,976.34	35.49
163854	313384MS5	1060	FHLB D N	9/2/2015	10/8/2015		0.060%	0.060%	3,000,000	2,999,820.00	145.00	2,999,976.67	11.67
163855	313384MS5	1060	FHLB D N	9/2/2015	10/8/2015		0.100%	0.100%	2,955,000	2,954,704.50	238.04	2,954,977.02	34.48
164141	313384MY2	1060	FHLB D N	9/30/2015	10/14/2015		0.020%	0.020%	1,000,000	999,992.22	0.56	999,985.56	(7.22)
163780	313396MY6	1060	FHLMC D N	8/26/2015	10/14/2015		0.130%	0.130%	2,942,000	2,941,479.43	382.46	2,941,957.50	95.61
164145	313384NA3	1060	FHLB D N	9/30/2015	10/16/2015		0.020%	0.020%	3,585,700	3,585,668.13	1.99	3,585,640.24	(29.88)
163990	313312NF3	1060	FFCB D N	9/16/2015	10/21/2015		0.090%	0.090%	1,020,500	1,020,410.71	38.27	1,020,477.32	28.34
163833	313384NF2	1060	FHLB D N	9/1/2015	10/21/2015		0.130%	0.130%	3,051,000	3,050,449.13	330.52	3,050,932.20	152.55
164015	313396NL3	1060	FHLMC D N	9/17/2015	10/26/2015		0.140%	0.140%	4,181,000	4,180,365.88	227.63	4,180,883.86	290.35
163856	313384NN5	1060	FHLB D N	9/2/2015	10/28/2015		0.150%	0.150%	7,013,000	7,011,363.63	847.41	7,012,789.61	578.57
163991	313396NP4	1060	FHLMC D N	9/16/2015	10/29/2015		0.108%	0.108%	4,571,000	4,570,410.34	205.70	4,570,857.79	241.75
163871	313588NV3	1060	FNMA D N	9/3/2015	11/4/2015		0.150%	0.150%	2,215,000	2,214,427.79	258.42	2,214,916.32	230.11
164063	313384NW5	1060	FHLB D N	9/23/2015	11/5/2015		0.100%	0.100%	2,600,000	2,599,689.46	57.77	2,599,898.89	151.66
163914	313384PD5	1060	FHLB D N	9/9/2015	11/12/2015		0.175%	0.175%	3,400,000	3,398,942.22	363.61	3,399,841.33	535.50
163915	313384PK9	1060	FHLB D N	9/9/2015	11/18/2015		0.175%	0.175%	4,320,000	4,318,529.99	462.00	4,319,769.60	777.61
163936	313384QG7	1060	FHLB D N	9/10/2015	12/9/2015		0.200%	0.200%	2,001,000	1,999,999.50	233.45	2,000,693.18	460.23
164084	313384QP7	1060	FHLB D N	9/24/2015	12/16/2015		0.140%	0.140%	7,534,000	7,531,568.18	205.09	7,532,727.59	954.32
164106	313588QW8	1060	FNMA D N	9/25/2015	12/23/2015		0.123%	0.123%	1,250,000	1,249,619.90	25.62	1,249,769.44	123.92
		1060 Total							67,702,800	67,690,550.32	4,455.74	67,699,670.46	4,665.06
163612	316175108	1061	FIDELITY GOVT FUND -	7/8/2015	12/31/2025		0.010%	0.010%	182,700	182,700.00	0.63	182,700.00	0.00
		1061 Total							182,700	182,700.00	0.63	182,700.00	0.00
		Grand Total							3,594,179,397	3,590,447,670.82	3,325,789.97	3,593,620,422.26	1,761,617.60