



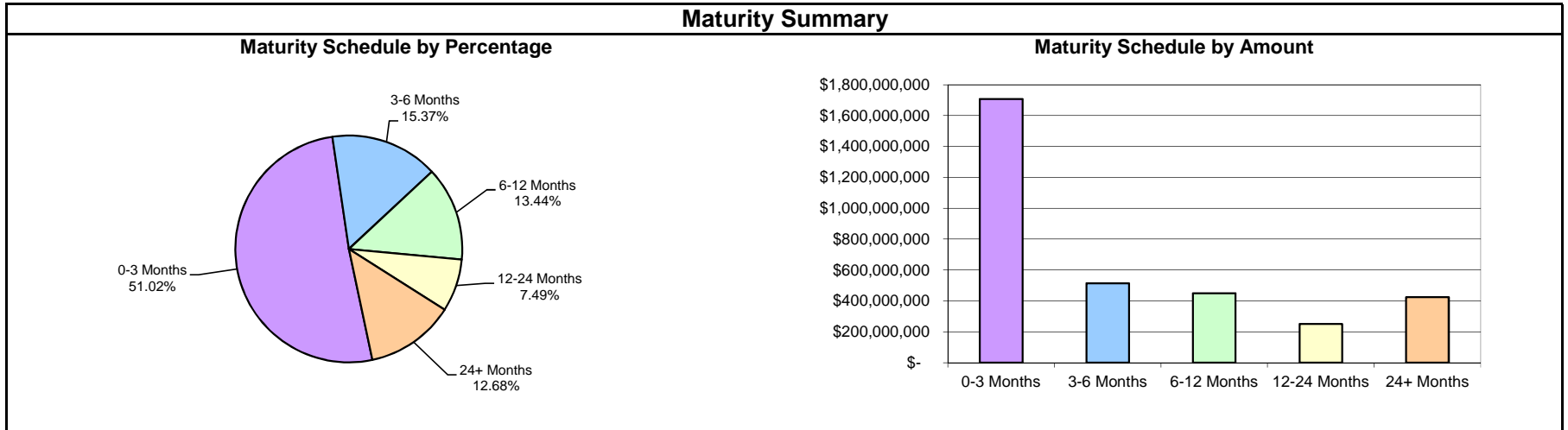
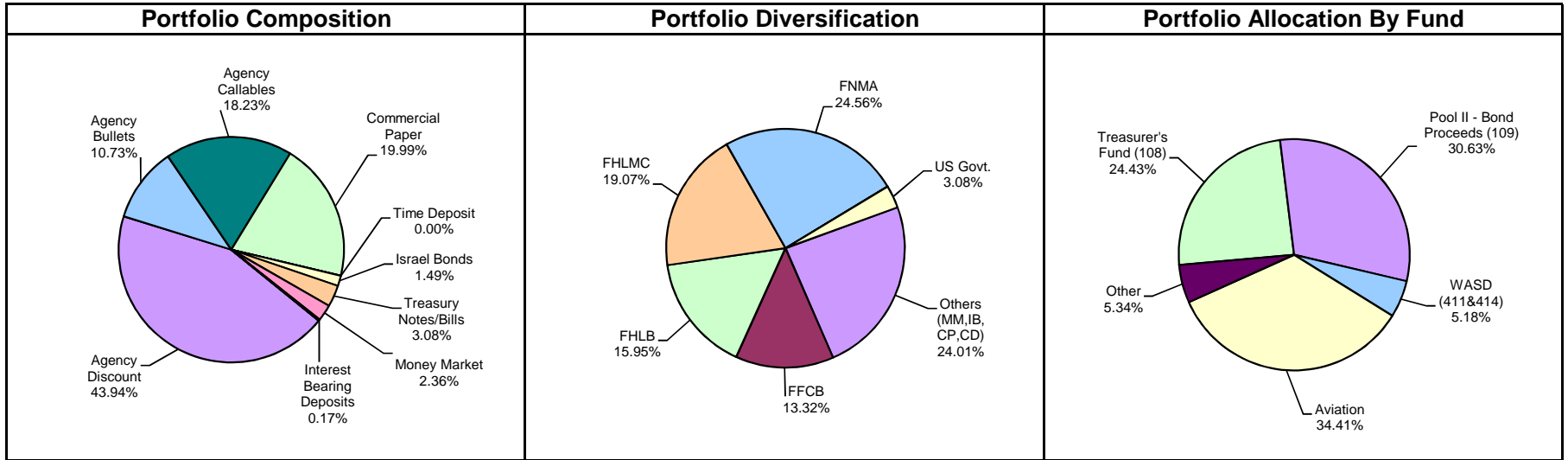
**Monthly Summary Investment Report**

**For the Period Ended**

**September 30, 2016**



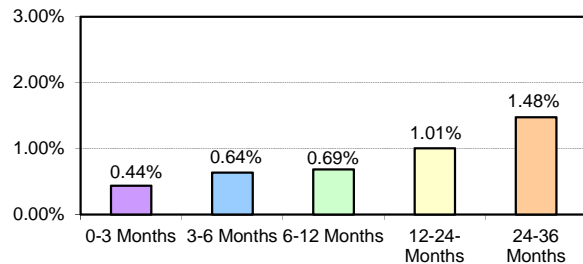
## Miami-Dade County Total Portfolio Summary September 30, 2016



**Miami-Dade County  
Summary Statement  
September 30, 2016**

Portfolio Summary					
	Current 9/30/2016	Previous Month 8/31/2016	Change from Prior Month	Prior Quarter 6/30/2016	Change from Prior Quarter
Par Value	\$ 3,354,839,692.48	\$ 3,233,834,105.45	\$ 121,005,587.03	\$ 3,437,962,664.77	\$ (83,122,972.29)
Book Value	\$ 3,352,068,875.02	\$ 3,231,395,462.16	\$ 120,673,412.86	\$ 3,434,796,765.68	\$ (82,727,890.66)
Market Value	\$ 3,352,695,131.63	\$ 3,231,343,417.58	\$ 121,351,714.05	\$ 3,436,604,780.17	\$ (83,909,648.54)
Market Value as a % of Book Value	100.02%	100.00%	0.02%	100.05%	-0.03%
Accrued Interest	\$ 5,579,223.76	\$ 5,237,898.19	\$ 341,325.57	\$ 4,879,915.68	\$ 699,308.08
Total Value (Market Value+ Accrued Interest)	\$ 3,358,274,355.39	\$ 3,236,581,315.77	\$ 121,693,039.62	\$ 3,441,484,695.85	\$ (83,210,340.46)
Interest Earned (Current Month)	\$ 1,775,284.42	\$ 1,722,279.64	\$ 53,004.78	\$ 1,717,056.79	\$ 58,227.63
Interest Earned Fiscal YTD (10/1 - 9/30)	\$ 17,197,744.61	\$ 15,422,163.21	\$ 1,775,581.40	\$ 11,990,426.18	\$ 5,207,318.43
Unrealized Gain (Loss)	\$ 626,256.61	\$ (52,044.58)	\$ 678,301.19	\$ 1,808,014.49	\$ (1,181,757.88)
Weighted Average Days to Maturity	293.56	277.1	16.5	233.8	59.8
Weighted Average Days to Call	109.3	103.4	5.9	113.7	-4.4
Yield to Maturity	0.68%	0.63%	0.04%	0.58%	0.09%
Earned Income Yield for Period	0.67%	0.61%	0.06%	0.59%	0.08%
Earned Income Yield for Year to Date	0.52%	0.51%	0.01%	0.49%	0.03%

**Yield Maturity Breakdown**

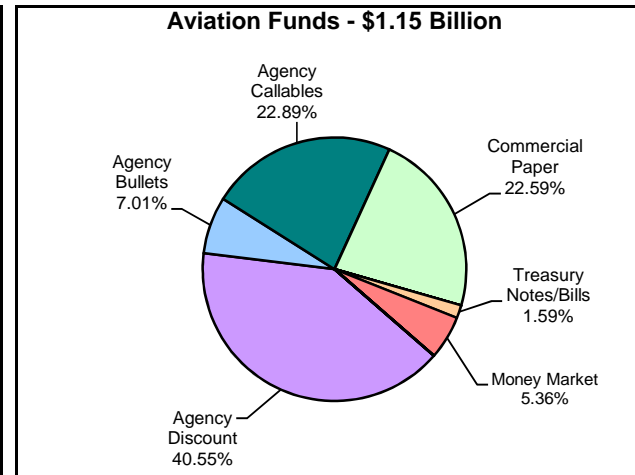
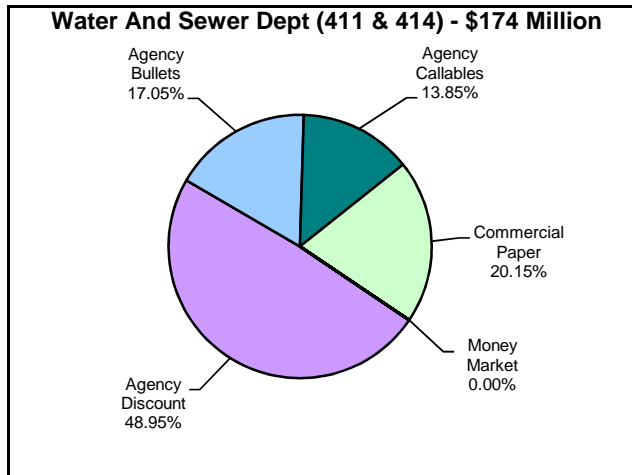
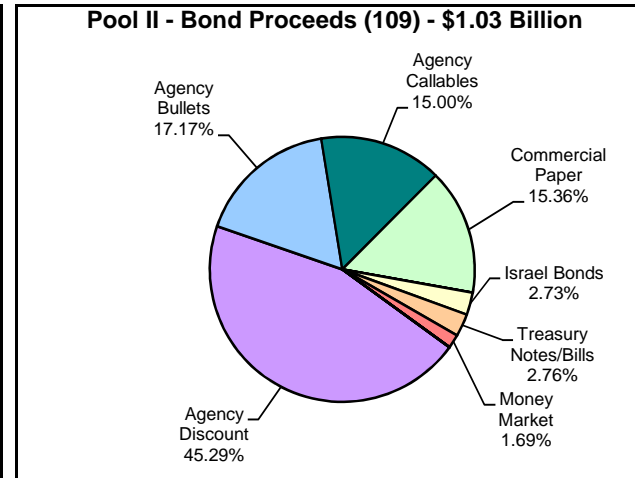
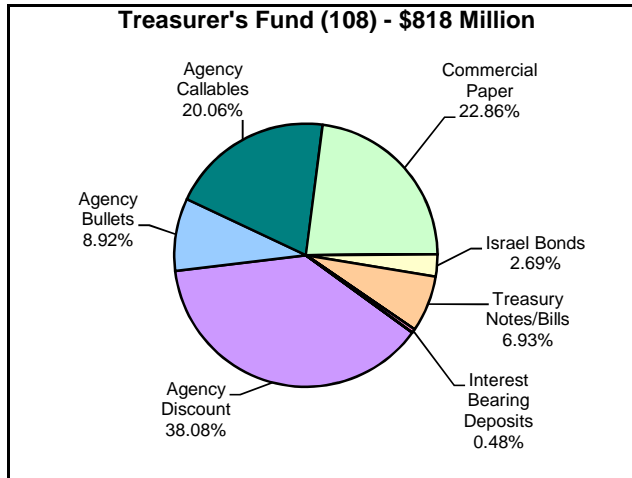


**Policy Compliance**

Security Type	% Limit	Current %	Result
Treasuries	100%	3.08%	PASS
Agencies	100%	54.68%	PASS
Agency Callables	25%	18.23%	PASS
Commercial Paper	50%	19.99%	PASS
-CP Single Issuer Max	5%	3.52%	PASS
Israel Bonds	3%	1.49%	PASS
Time Deposits	20%	0.00%	PASS
SBA/Investment Pools	50%	0.00%	PASS
Money Market Funds	30%	2.36%	PASS
Interest Bearing Deposit	20%	0.17%	PASS
Open/Closed End Funds	5%	0.00%	PASS

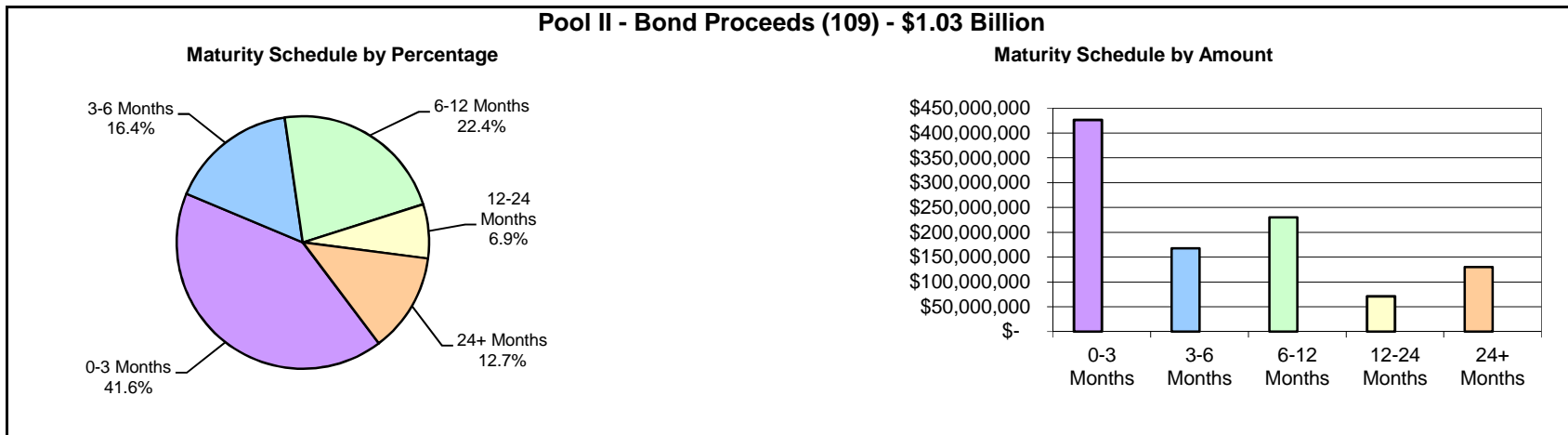

Note: The County currently holds \$1.04 billion in cash deposits with Wells Fargo Bank due to a high earnings credit rate of 0.36%. These balances offset the cost of banking services. They are not included in the investment portfolio data presented here.

### Miami-Dade County Portfolio Composition September 30, 2016

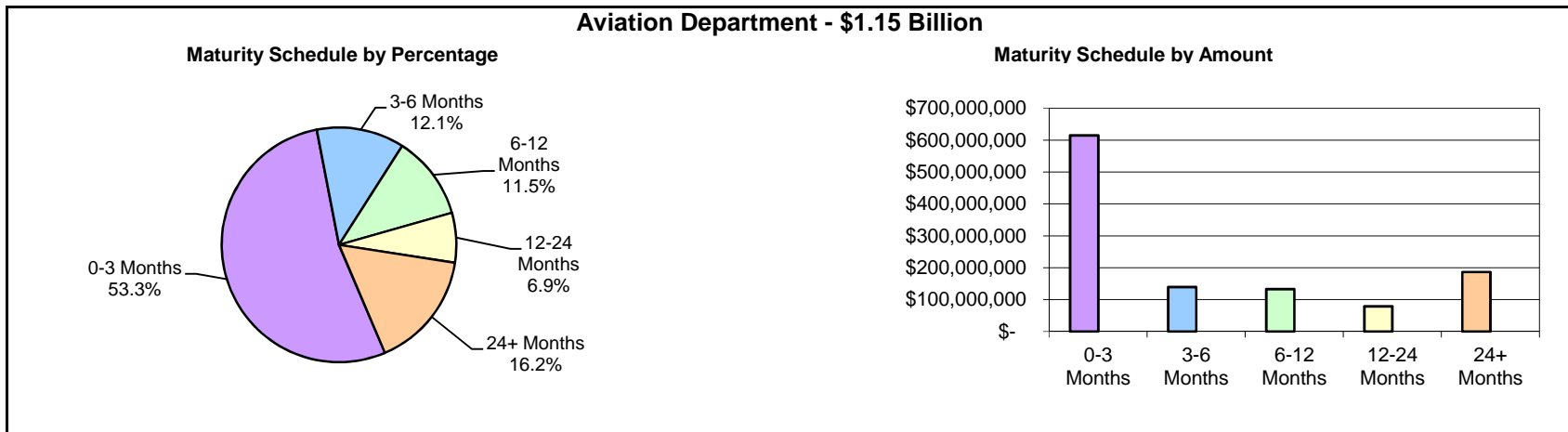
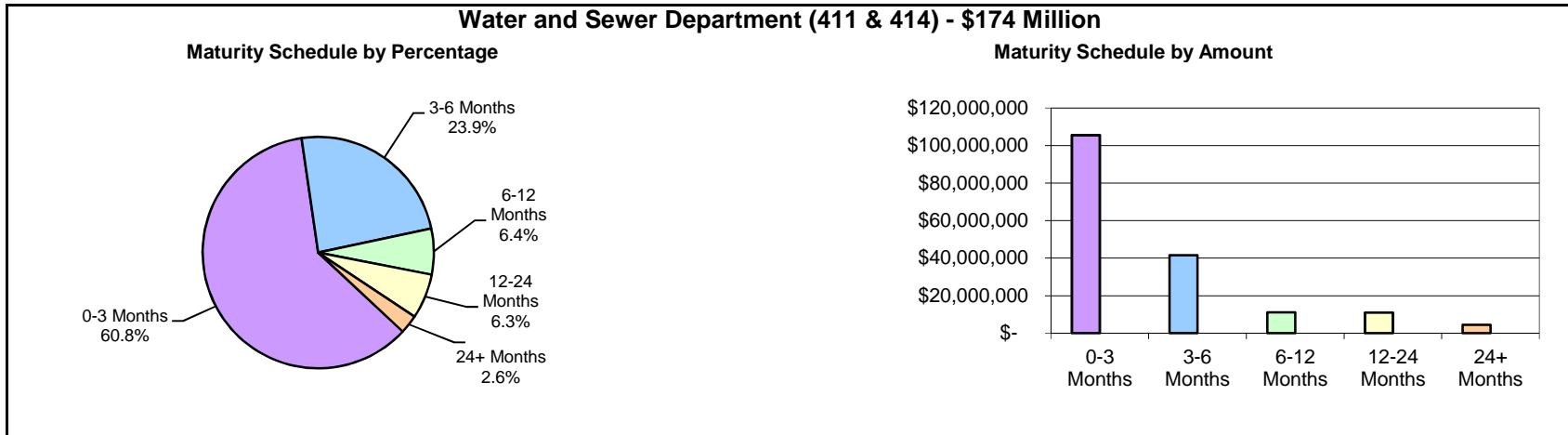


Note: Graphs above do not include miscellaneous funds totaling \$179 million and representing 5.3% of the portfolio.

## Miami-Dade County Maturity Breakdown September 30, 2016

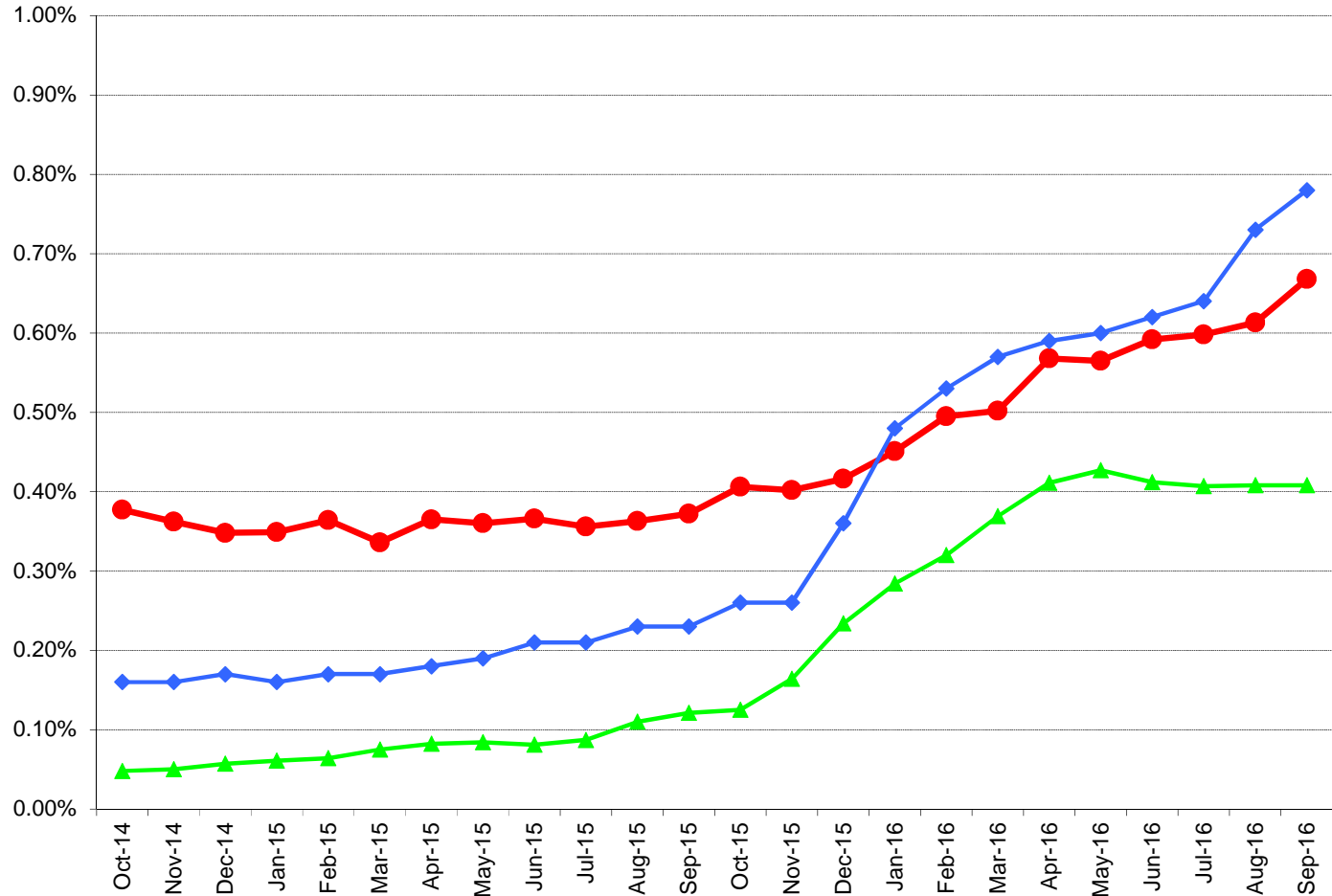


## Miami-Dade County Maturity Breakdown September 30, 2016



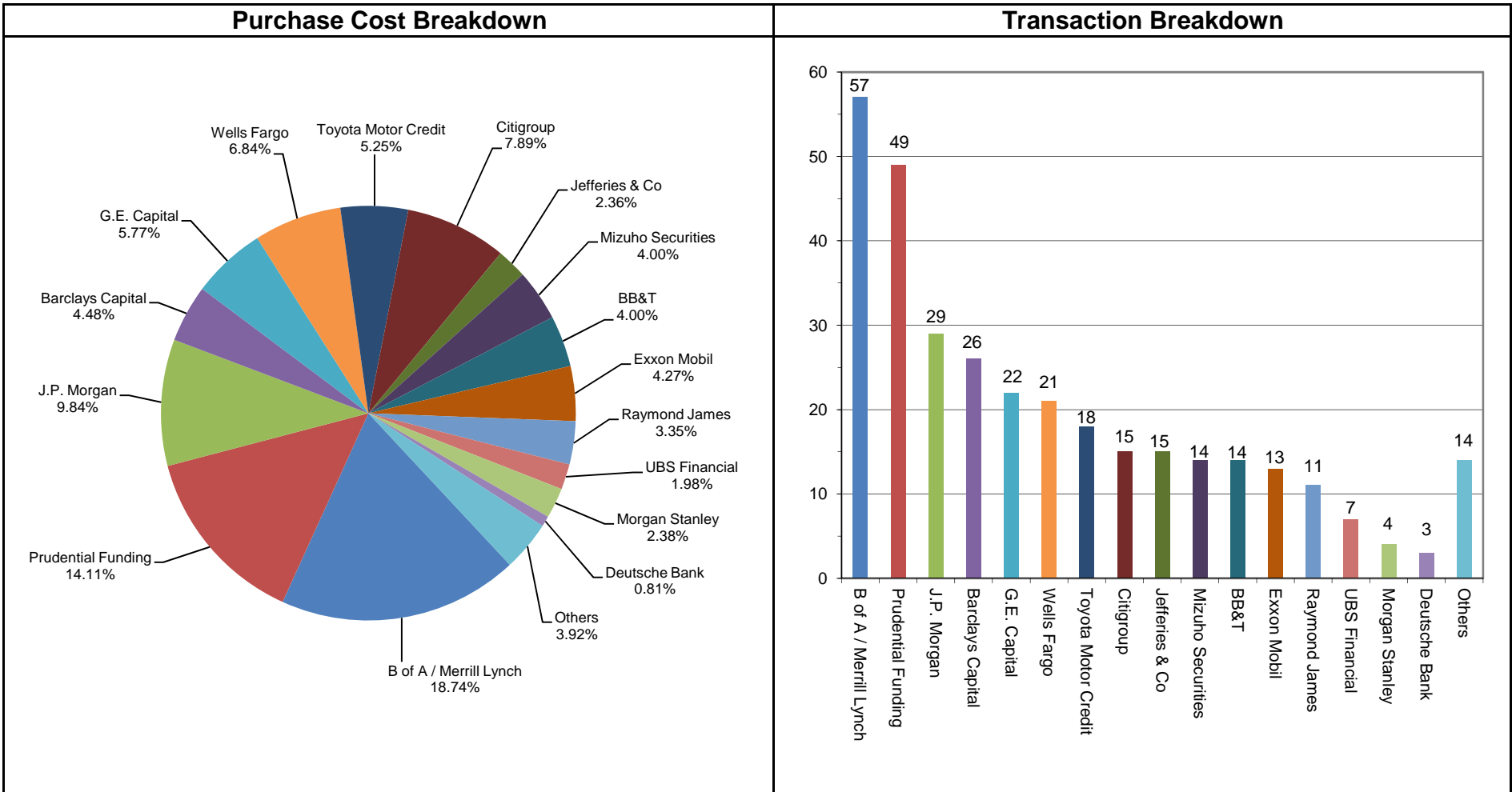
Note: Graphs above do not include miscellaneous funds totaling \$179 million and representing 5.3% of the portfolio.

### Miami-Dade County Benchmark Comparisons September 30, 2016



	Oct-14	Nov-14	Dec-14	Jan-15	Feb-15	Mar-15	Apr-15	May-15	Jun-15	Jul-15	Aug-15	Sep-15	Oct-15	Nov-15	Dec-15	Jan-16	Feb-16	Mar-16	Apr-16	May-16	Jun-16	Jul-16	Aug-16	Sep-16
● Miami-Dade - Earned Income Yield	0.38%	0.36%	0.35%	0.35%	0.36%	0.34%	0.37%	0.36%	0.37%	0.36%	0.36%	0.37%	0.41%	0.40%	0.42%	0.45%	0.50%	0.50%	0.57%	0.57%	0.59%	0.60%	0.61%	0.67%
◆ Monthly Avg - Florida SBA Pool	0.16%	0.16%	0.17%	0.16%	0.17%	0.17%	0.18%	0.19%	0.21%	0.21%	0.23%	0.23%	0.26%	0.26%	0.36%	0.48%	0.53%	0.57%	0.59%	0.60%	0.62%	0.64%	0.73%	0.78%
▲ 6-Month Avg of 6-Mo T-Bill	0.05%	0.05%	0.06%	0.06%	0.06%	0.08%	0.08%	0.08%	0.08%	0.09%	0.11%	0.12%	0.13%	0.16%	0.23%	0.28%	0.32%	0.37%	0.41%	0.43%	0.41%	0.41%	0.41%	0.41%

### Miami-Dade County Broker Purchase Distribution September 30, 2016







**Detail Security Holdings Report**

**For the Period Ended**

**September 30, 2016**



**MIAMI-DADE COUNTY**  
**REPORT WRITER**  
**AS OF DATE: September 30, 2016**  
**SORTING ORDER: FUND ICC#**

INVTMNT NUMBER	CUSIP NUMBER	FUND NUMBER	DESCRIPTION	PURCHASE SET DATE	MATURITY DATE	CALL DATE	INTEREST RATE	YTM TRADING	SCHEDULED PAR VALUE	CURRENT BOOK VALUE	PERIOD END INTEREST ACRL	MARKET VALUE	UNREALIZED GAIN/LOSS
151194	WACHOVMM7	108	WACHOVIA MMKT LOC SB	3/1/2012	10/1/2016		0.020%	0.020%	3,887,062	3,887,061.65	0.00	3,887,061.65	0.00
151195	WACHOVIA8	108	WACHOVIA INT BEARING	3/1/2012	10/1/2016		0.019%	0.019%	0	0.00	64.49	0.00	0.00
164192	313312J35	108	FFCB D N	10/5/2015	10/3/2016		0.360%	0.361%	5,000,000	4,981,800.00	18,100.00	4,999,944.44	44.44
164215	313312J35	108	FFCB D N	10/7/2015	10/3/2016		0.360%	0.361%	5,000,000	4,981,900.00	18,000.00	4,999,944.44	44.44
164231	313312J35	108	FFCB D N	10/8/2015	10/3/2016		0.360%	0.361%	5,000,000	4,981,950.00	17,950.00	4,999,944.44	44.44
164255	313312J35	108	FFCB D N	10/13/2015	10/3/2016		0.360%	0.361%	2,728,000	2,718,288.32	9,657.12	2,727,969.69	24.25
164372	313588J30	108	FNMA D N	10/22/2015	10/3/2016		0.340%	0.341%	5,000,000	4,983,613.89	16,291.67	4,999,944.44	38.88
165317	313396J38	108	FHLMC D N	2/12/2016	10/3/2016		0.460%	0.461%	15,100,000	15,054,851.00	44,763.11	15,099,832.22	218.11
165318	313588J30	108	FNMA D N	2/12/2016	10/3/2016		0.435%	0.436%	15,043,000	15,000,465.92	42,170.54	15,042,832.86	196.40
165319	313312J35	108	FFCB D N	2/12/2016	10/3/2016		0.460%	0.461%	10,000,000	9,970,100.00	29,644.44	9,999,888.89	144.45
165600	313396J38	108	FHLMC D N	3/16/2016	10/3/2016		0.500%	0.501%	7,000,000	6,980,458.33	19,347.23	6,999,922.22	116.66
167135	38480JK30	108	CP - GRAINGER	9/13/2016	10/3/2016		0.400%	0.400%	20,000,000	19,995,555.56	4,000.00	19,999,477.78	(77.78)
166860	89233GK47	108	CP - TOYOTA MOTOR	8/15/2016	10/4/2016		0.500%	0.500%	5,000,000	4,996,527.78	3,263.89	4,999,804.17	12.50
167156	38480JK48	108	CP - GRAINGER	9/14/2016	10/4/2016		0.410%	0.410%	15,000,000	14,996,583.33	2,904.17	14,999,412.50	(75.00)
166246	313396J79	108	FHLMC D N	6/3/2016	10/7/2016		0.400%	0.401%	32,000,000	31,955,200.00	42,666.67	31,998,933.33	1,066.66
164273	313312K33	108	FFCB D N	10/14/2015	10/11/2016		0.370%	0.371%	3,000,000	2,988,807.50	10,884.17	2,999,833.33	141.66
164281	313312K33	108	FFCB D N	10/15/2015	10/11/2016		0.370%	0.371%	1,692,000	1,685,704.82	6,121.28	1,691,906.00	79.90
167193	90328AKC6	108	CP - USAA CAPITAL	9/15/2016	10/12/2016		0.400%	0.400%	18,927,000	18,921,321.90	3,364.80	18,924,281.87	(404.83)
164502	313312K58	108	FFCB D N	11/5/2015	10/13/2016		0.500%	0.502%	5,000,000	4,976,180.56	22,986.11	4,999,666.67	500.00
164523	313312K58	108	FFCB D N	11/6/2015	10/13/2016		0.500%	0.502%	5,000,000	4,976,250.00	22,916.67	4,999,666.67	500.00
164565	313312K58	108	FFCB D N	11/13/2015	10/13/2016		0.510%	0.512%	5,000,000	4,976,270.83	22,879.17	4,999,666.67	516.67
164590	313312K58	108	FFCB D N	11/16/2015	10/13/2016		0.500%	0.502%	10,447,000	10,398,827.72	46,431.11	10,446,303.53	1,044.70
163089	3130A3CW2	108	FHLB - BULLET	6/10/2015	10/17/2016		0.500%	0.530%	4,300,000	4,299,351.79	9,794.44	4,300,430.00	1,078.21
165538	3130A3CW2	108	FHLB - BULLET	3/9/2016	10/17/2016		0.500%	0.583%	3,000,000	2,998,770.27	6,833.33	3,000,300.00	1,529.73
164503	313396L35	108	FHLMC D N	11/5/2015	10/19/2016		0.400%	0.402%	1,000,000	996,122.22	3,677.78	999,900.00	100.00
166250	313384L31	108	FHLB D N	6/3/2016	10/19/2016		0.450%	0.451%	10,875,000	10,856,240.63	16,312.50	10,873,912.50	1,359.37
167234	59087AKT5	108	CP - METLIFE FUND	9/21/2016	10/27/2016		0.440%	0.440%	6,220,000	6,217,263.20	760.22	6,217,888.66	(134.76)
164396	3136G2QN0	108	FNMA STEP UP	10/28/2015	10/28/2016		1.125%	1.125%	5,000,000	5,000,000.00	23,906.25	5,000,650.00	650.00
167138	89233GKU9	108	CP - TOYOTA MOTOR	9/13/2016	10/28/2016		0.500%	0.500%	30,000,000	29,981,250.00	7,500.00	29,989,425.00	675.00
164430	3136G2PQ4	108	FNMA STEP UP	10/29/2015	10/29/2016	10/29/2016	1.000%	1.000%	3,900,000	3,900,000.00	16,466.67	3,892,005.00	(7,995.00)
164434	3136G2RW9	108	FNMA STEP UP	10/30/2015	10/29/2016	10/29/2016	0.750%	0.750%	7,000,000	7,000,000.00	22,166.67	6,999,230.00	(770.00)
157536	3133ED6C1	108	FFCB - BULLET	11/5/2013	11/1/2016		0.650%	0.658%	2,000,000	1,999,916.21	5,416.67	2,000,740.00	823.79
166127	313384M97	108	FHLB D N	5/24/2016	11/2/2016		0.540%	0.541%	8,000,000	7,980,560.00	15,600.00	7,998,577.78	2,417.78
166248	313396M91	108	FHLMC D N	6/3/2016	11/2/2016		0.430%	0.431%	28,000,000	27,949,164.44	40,133.34	27,995,022.22	5,724.44
166203	313384N70	108	FHLB D N	5/31/2016	11/8/2016		0.515%	0.516%	40,000,000	39,907,872.22	70,383.34	39,991,555.56	13,300.00
165925	313384N96	108	FHLB D N	4/27/2016	11/10/2016		0.400%	0.401%	14,000,000	13,969,355.54	24,422.23	13,996,888.89	3,111.12
166202	912796HQ5	108	TREASURY BILLS	5/31/2016	11/10/2016		0.440%	0.441%	48,000,000	47,904,373.33	72,160.00	47,989,920.00	13,386.67
164604	313312P87	108	FFCB D N	11/18/2015	11/17/2016		0.590%	0.594%	5,000,000	4,970,090.28	26,058.33	4,998,694.44	2,545.83
164641	313312P87	108	FFCB D N	11/20/2015	11/17/2016		0.590%	0.594%	5,012,000	4,982,182.78	25,956.59	5,010,691.31	2,551.94
164643	313384P94	108	FHLB D N	11/20/2015	11/18/2016		0.600%	0.604%	940,000	934,297.33	4,950.67	939,749.33	501.33
167251	02665JLU2	108	CP - AMERICAN HONDA	9/22/2016	11/28/2016		0.580%	0.581%	5,000,000	4,994,602.78	725.00	4,996,213.89	886.11
167279	02665JLU2	108	CP - AMERICAN HONDA	9/26/2016	11/28/2016		0.580%	0.581%	15,000,000	14,984,775.00	1,208.33	14,988,641.67	2,658.34
165846	313312R77	108	FFCB D N	4/18/2016	12/2/2016		0.500%	0.502%	5,000,000	4,984,166.67	11,527.78	4,997,933.33	2,238.88
167111	89233GM78	108	CP - TOYOTA MOTOR	9/9/2016	12/7/2016		0.750%	0.751%	4,500,000	4,491,656.25	2,062.50	4,495,393.75	1,675.00
164873	313384T25	108	FHLB D N	12/17/2015	12/13/2016		0.720%	0.725%	5,000,000	4,963,800.00	28,900.00	4,997,566.67	4,866.67
165966	313384U49	108	FHLB D N	5/4/2016	12/23/2016		0.400%	0.401%	2,320,000	2,313,993.78	3,866.67	2,318,716.27	855.82
165652	313397AC5	108	FHLMC D N	3/22/2016	1/3/2017		0.600%	0.603%	13,063,000	13,000,515.32	42,019.31	13,053,449.50	10,914.87
165958	313385AV8	108	FHLB D N	5/3/2016	1/20/2017		0.500%	0.502%	7,485,000	7,457,762.92	15,697.71	7,478,537.95	5,077.32
167153	64105RNP1	108	CP - NESTLE FINANCIA	9/15/2016	1/23/2017		0.730%	0.732%	35,000,000	34,907,736.11	11,355.56	34,924,633.33	5,541.66
167280	46640PNQ2	108	CP - JP MORGAN	9/26/2016	1/24/2017		0.900%	0.903%	8,000,000	7,976,000.00	1,000.00	7,982,622.22	5,622.22
165928	3130A7UU7	108	FHLB - BULLET	4/27/2016	1/25/2017		0.540%	0.581%	3,300,000	3,299,336.37	3,267.00	3,300,528.00	1,191.63
162517	3137EADU0	108	FHLMC - BULLET	4/2/2015	1/27/2017		0.500%	0.510%	10,000,000	9,999,477.93	8,888.89	10,003,100.00	3,622.07
167173	46640PP31	108	CP - JP MORGAN	9/15/2016	2/3/2017		0.950%	0.954%	4,685,000	4,667,567.90	1,978.11	4,672,962.15	3,416.14
165762	313385BS4	108	FHLB D N	4/1/2016	2/10/2017		0.610%	0.613%	1,340,000	1,332,847.75	4,155.12	1,338,575.13	1,572.26

**MIAMI-DADE COUNTY**  
**REPORT WRITER**  
**AS OF DATE: September 30, 2016**  
**SORTING ORDER: FUND ICC#**

INVTMNT NUMBER	CUSIP NUMBER	FUND NUMBER	DESCRIPTION	PURCHASE SET DATE	MATURITY DATE	CALL DATE	INTEREST RATE	YTM TRADING	SCHEDULED PAR VALUE	CURRENT BOOK VALUE	PERIOD END INTEREST ACRL	MARKET VALUE	UNREALIZED GAIN/LOSS
154921	3133ECG99	108	FFCB - BULLET	2/22/2013	2/22/2017		0.660%	0.679%	2,000,000	1,999,809.17	1,430.00	2,002,120.00	2,310.83
159433	3133ECG99	108	FFCB - BULLET	5/23/2014	2/22/2017		0.660%	0.710%	1,000,000	999,752.60	715.00	1,001,060.00	1,307.40
165714	912796JE0	108	TREASURY BILLS	3/29/2016	3/2/2017		0.605%	0.608%	4,500,000	4,474,438.75	14,066.25	4,493,160.00	4,655.00
167232	46640PQL0	108	CP - JP MORGAN	9/21/2016	3/20/2017		1.000%	1.005%	10,000,000	9,950,000.00	2,777.78	9,965,055.56	12,277.78
155387	3133ECKC7	108	FFCB - BULLET	3/28/2013	3/28/2017		0.650%	0.658%	1,900,000	1,899,929.78	102.92	1,901,596.00	1,666.22
165968	313385DR4	108	FHLB D N	5/4/2016	3/29/2017		0.610%	0.613%	3,000,000	2,983,275.83	7,625.00	2,994,779.17	3,878.34
167306	46640PR39	108	CP - JP MORGAN	9/29/2016	4/3/2017		1.000%	1.005%	10,000,000	9,948,333.33	555.56	9,953,488.89	4,600.00
165946	3130A7TL9	108	FHLB - BULLET	4/29/2016	4/20/2017		0.625%	0.638%	3,000,000	3,000,078.75	8,385.42	3,001,920.00	2,310.00
162675	3133EEZR4	108	FFCB - BULLET	4/23/2015	4/21/2017		0.600%	0.651%	2,000,000	1,999,001.37	5,333.33	2,001,260.00	2,258.63
165553	3133ECMM3	108	FHLB - BULLET	3/10/2016	4/25/2017		0.600%	0.750%	2,300,000	2,296,577.87	5,980.00	2,300,437.00	3,859.13
165929	3130A7UG8	108	FHLB - BULLET	4/27/2016	4/26/2017		0.625%	0.648%	2,800,000	2,799,404.61	7,534.72	2,801,372.00	2,016.00
167139	313313FQ6	108	FFCB D N	9/13/2016	5/15/2017		0.600%	0.602%	12,000,000	11,951,200.00	3,600.00	11,968,360.00	13,560.00
166879	313313FS2	108	FFCB D N	8/17/2016	5/17/2017		0.550%	0.552%	5,000,000	4,979,145.83	3,437.50	4,986,700.00	4,116.67
166261	3130A5EP0	108	FHLB - BULLET	6/7/2016	5/30/2017		0.625%	0.667%	4,000,000	3,998,846.11	8,402.78	4,000,680.00	2,320.00
166262	3130A5EP0	108	FHLB - BULLET	6/8/2016	5/30/2017		0.625%	0.667%	2,000,000	1,999,457.78	4,201.39	2,000,340.00	1,160.00
166252	31359MEL3	108	FNMA - BULLET	6/3/2016	6/1/2017		0.690%	1.394%	3,000,000	2,979,270.00	6,785.00	2,987,340.00	8,070.00
166735	912828TG5	108	TREASURY NOTES	8/2/2016	7/31/2017		0.500%	0.587%	4,300,000	4,296,421.54	3,622.28	4,295,958.00	(346.69)
166859	313589JV6	108	FNMA D N	8/15/2016	7/31/2017		0.570%	0.573%	5,000,000	4,972,291.67	3,720.83	4,978,250.00	2,237.50
166977	313313KC1	108	FFCB D N	8/30/2016	8/7/2017		0.660%	0.664%	5,000,000	4,968,650.00	2,933.33	4,976,050.00	4,466.67
167022	3133EGTG0	108	FFCB - BULLET	9/6/2016	9/6/2017		0.680%	0.680%	5,000,000	5,000,000.00	2,361.11	5,002,750.00	2,750.00
167233	313313LP1	108	FFCB D N	9/21/2016	9/11/2017		0.690%	0.695%	3,500,000	3,476,185.42	670.83	3,480,645.00	3,788.75
167105	3130A9F22	108	FHLB - BULLET	9/12/2016	9/12/2017		0.625%	0.640%	2,800,000	2,799,580.00	923.61	2,799,888.00	308.00
165927	3134G9EA1	108	FHLMC C I	4/27/2016	10/27/2017	10/27/2016	0.875%	0.875%	7,000,000	7,000,000.00	26,201.39	7,000,630.00	630.00
164425	3134G7S77	108	FHLMC STEP UP	10/29/2015	10/29/2017	10/29/2016	1.125%	1.188%	10,000,000	9,990,646.37	47,500.00	10,001,900.00	11,253.63
165412	3134G8MC0	108	FHLMC C I	2/24/2016	11/7/2017	11/7/2016	0.850%	0.850%	2,000,000	2,000,000.00	6,800.00	1,999,060.00	(940.00)
165413	3134G8MC0	108	FHLMC C I	2/24/2016	11/7/2017	11/7/2016	0.850%	0.850%	4,000,000	4,000,000.00	13,600.00	3,998,120.00	(1,880.00)
164600	3130A6SA6	108	FHLB - BULLET	11/17/2015	11/17/2017		0.940%	0.940%	2,000,000	2,000,000.00	6,997.78	2,004,000.00	4,000.00
166734	3133EGGP4	108	FFCB - BULLET	8/2/2016	12/20/2017		0.700%	0.738%	4,600,000	4,601,318.67	9,033.89	4,595,584.00	(1,978.00)
167084	3130A8SE4	108	FHLB - BULLET	9/8/2016	1/19/2018		0.750%	0.750%	3,700,000	3,703,777.08	5,550.00	3,698,150.00	(1,850.00)
167082	3137EAEA3	108	FHLMC C I	9/8/2016	4/9/2018		0.750%	0.760%	5,000,000	5,014,929.17	18,125.00	4,995,500.00	(3,700.00)
167108	3133EGUA1	108	FFCB - BULLET	9/12/2016	4/12/2018		0.790%	0.790%	4,300,000	4,300,000.00	1,792.86	4,297,377.00	(2,623.00)
167309	3133EGUA1	108	FFCB - BULLET	9/29/2016	4/12/2018		0.790%	0.801%	4,000,000	4,000,852.22	1,667.78	3,997,560.00	(1,800.00)
164428	3136G2RK5	108	FNMA STEP UP	10/29/2015	4/29/2018	10/29/2016	1.375%	1.375%	5,000,000	5,000,000.00	29,027.78	5,001,050.00	1,050.00
166330	46513CLY0	108	JUBILEE ISSUE BONDS	6/15/2016	6/1/2018		1.620%	1.620%	22,000,000	22,000,000.00	105,455.34	22,000,000.00	0.00
167107	3130A96A4	108	FHLB C I	9/15/2016	6/15/2018	12/15/2016	1.000%	1.000%	4,400,000	4,400,000.00	1,955.56	4,400,176.00	176.00
167002	3134G92H9	108	FHLMC C I	8/31/2016	7/27/2018		0.850%	0.880%	4,000,000	4,000,931.11	6,044.44	3,997,920.00	200.00
166925	3134GAEG5	108	FHLMC STEP UP	8/24/2016	8/24/2018	2/24/2017	1.250%	1.250%	2,210,000	2,210,000.00	2,839.24	2,209,359.10	(640.90)
167296	3134GAMD3	108	FHLMC C I	9/28/2016	9/28/2018	3/28/2017	1.050%	1.050%	3,947,000	3,947,000.00	345.36	3,943,723.99	(3,276.01)
164486	3136G2SX6	108	FNMA C I	11/27/2015	11/28/2018	11/28/2016	1.200%	1.200%	3,000,000	3,000,000.00	12,300.00	3,001,860.00	1,860.00
166974	3134G92B2	108	FHLMC C I	8/30/2016	1/30/2019	7/30/2018	0.950%	1.014%	4,600,000	4,596,771.06	7,526.12	4,597,378.00	4,370.00
165584	3136G2ZF7	108	FNMA C I	3/15/2016	2/26/2019	11/26/2016	1.200%	1.300%	4,500,000	4,488,985.56	5,250.00	4,500,990.00	12,004.44
165601	3136G2ZG5	108	FNMA C I	3/16/2016	8/26/2019	11/26/2016	1.300%	1.374%	4,750,000	4,739,673.09	6,003.47	4,747,625.00	7,951.91
166973	3134GAFY5	108	FHLMC C I	8/30/2016	8/28/2019	11/28/2016	1.300%	1.300%	6,200,000	6,200,000.00	6,940.56	6,200,248.00	248.00
165724	3134G8TX7	108	FHLMC C I	3/30/2016	12/30/2019	3/30/2017	1.375%	1.375%	5,250,000	5,250,000.00	200.52	5,254,777.50	4,775.50
167001	3136G3Z32	108	FNMA C I	8/31/2016	2/24/2020	2/24/2017	1.200%	1.229%	4,690,000	4,686,404.33	5,784.33	4,690,046.90	4,736.90
166976	3135G0N66	108	FNMA C I	8/30/2016	8/24/2020	2/24/2017	1.400%	1.413%	7,800,000	7,797,920.00	11,223.33	7,800,702.00	4,602.00
166957	3136G3U86	108	FNMA C I	8/26/2016	8/25/2020	8/25/2017	1.300%	1.300%	1,950,000	1,950,070.42	2,535.00	1,949,571.00	(429.00)
166975	3136G33E3	108	FNMA C I	8/30/2016	8/28/2020	8/28/2017	1.250%	1.276%	3,020,000	3,016,980.00	3,250.69	3,021,389.20	4,409.20
166137	3136G3QU2	108	FNMA C I	5/25/2016	5/25/2021	11/25/2016	1.750%	1.750%	5,200,000	5,200,000.00	31,850.00	5,207,280.00	7,280.00
166972	3136G3A70	108	FNMA C I	8/30/2016	7/27/2021	1/27/2017	1.500%	1.526%	6,600,000	6,600,825.00	17,600.00	6,600,066.00	8,316.00
166801	3136G3X83	108	FNMA C I	8/24/2016	8/24/2021	2/24/2017	1.550%	1.550%	4,390,000	4,390,000.00	6,993.51	4,389,956.10	(43.90)
166958	3136G33A1	108	FNMA C I	8/30/2016	8/24/2021	2/24/2017	1.600%	1.600%	5,725,000	5,725,000.00	7,887.78	5,722,595.50	(2,404.50)
166802	3134G95L7	108	FHLMC C I	8/25/2016	8/25/2021	11/25/2016	1.600%	1.600%	7,000,000	7,000,000.00	11,200.00	6,991,950.00	(8,050.00)
166805	3134GAEE4	108	FHLMC C I	8/25/2016	8/25/2021	11/25/2016	1.625%	1.625%	6,100,000	6,100,000.00	9,912.50	6,075,844.00	(24,156.00)

**MIAMI-DADE COUNTY**  
**REPORT WRITER**  
**AS OF DATE: September 30, 2016**  
**SORTING ORDER: FUND ICC#**

INVTMNT NUMBER	CUSIP NUMBER	FUND NUMBER	DESCRIPTION	PURCHASE SET DATE	MATURITY DATE	CALL DATE	INTEREST RATE	YTM TRADING	SCHEDULED PAR VALUE	CURRENT BOOK VALUE	PERIOD END INTEREST ACRL	MARKET VALUE	UNREALIZED GAIN/LOSS
167023	3136G35Q4	108	FNMA C I	9/15/2016	9/15/2021	3/15/2017	1.550%	1.571%	5,600,000	5,594,400.00	3,857.78	5,600,392.00	5,992.00
167025	3136G35G6	108	FNMA C I	9/23/2016	9/23/2021	3/23/2017	1.550%	1.560%	6,300,000	6,296,850.00	2,170.00	6,301,071.00	4,221.00
167329	3136G4DE0	108	FNMA C I	9/30/2016	9/29/2021	9/29/2017	1.450%	1.450%	8,000,000	8,000,000.00	322.22	7,981,840.00	(18,160.00)
<b>108 Total</b>									<b>819,696,062</b>	<b>818,203,752.62</b>	<b>1,464,466.52</b>	<b>819,229,594.27</b>	<b>194,888.49</b>
151198	WACHOVIA8	109	WACHOVIA INT BEARING	3/1/2012	10/1/2016		0.020%	0.020%	0	0.00	0.05	0.00	0.00
165749	31607A703	109	FIDELITY GOV MMKT FU	3/30/2016	10/1/2016		0.305%	0.304%	17,338,973	17,338,973.41	-0.01	17,338,973.41	0.00
165774	825252885	109	AIM MMKT FUND 9922	4/5/2016	10/1/2016		0.256%	0.256%	0	0.00	0.01	0.00	0.00
164210	313312J35	109	FFCB D N	10/6/2015	10/3/2016		0.360%	0.361%	13,659,000	13,609,417.83	49,308.99	13,658,848.23	121.41
164337	313588J30	109	FNMA D N	10/19/2015	10/3/2016		0.320%	0.321%	15,915,000	15,865,486.67	49,230.40	15,914,823.17	106.10
164351	313588J30	109	FNMA D N	10/21/2015	10/3/2016		0.340%	0.341%	10,076,000	10,042,883.55	32,926.13	10,075,888.04	78.36
164399	313588J30	109	FNMA D N	10/26/2015	10/3/2016		0.320%	0.321%	10,000,000	9,969,511.11	30,311.11	9,999,888.89	66.67
164499	313588J30	109	FNMA D N	11/5/2015	10/3/2016		0.330%	0.331%	10,000,000	9,969,475.00	30,341.67	9,999,888.89	72.22
164566	313588J30	109	FNMA D N	11/13/2015	10/3/2016		0.395%	0.396%	3,905,000	3,891,074.88	13,839.43	3,904,956.61	42.30
165282	313588J30	109	FNMA D N	2/9/2016	10/3/2016		0.470%	0.471%	6,520,000	6,499,826.03	20,003.73	6,519,927.56	97.80
165300	313588J30	109	FNMA D N	2/11/2016	10/3/2016		0.400%	0.401%	3,190,000	3,181,670.56	8,258.55	3,189,964.56	35.45
165333	313396J38	109	FHLMC D N	2/17/2016	10/3/2016		0.460%	0.461%	8,557,000	8,531,961.27	24,820.05	8,556,904.92	123.60
165334	313396J38	109	FHLMC D N	2/17/2016	10/3/2016		0.460%	0.461%	5,000,000	4,985,369.44	14,502.78	4,999,944.44	72.22
165494	313588J30	109	FNMA D N	3/3/2016	10/3/2016		0.460%	0.461%	13,477,000	13,440,147.89	36,507.70	13,476,850.26	194.67
165712	313396J38	109	FHLMC D N	3/29/2016	10/3/2016		0.420%	0.421%	15,000,000	14,967,100.00	32,550.00	14,999,833.33	183.33
165984	89233GK39	109	CP - TOYOTA MOTOR	5/5/2016	10/3/2016		0.700%	0.702%	5,000,000	4,985,319.44	14,486.12	4,999,869.44	63.88
164702	313588J48	109	FNMA D N	11/30/2015	10/4/2016		0.425%	0.427%	2,000,000	1,992,704.17	7,225.00	1,999,966.67	37.50
164703	313588J55	109	FNMA D N	11/30/2015	10/5/2016		0.425%	0.427%	2,000,000	1,992,680.56	7,225.00	1,999,955.56	50.00
167083	90328AK51	109	CP - USAA CAPITAL	9/8/2016	10/5/2016		0.380%	0.380%	15,000,000	14,995,725.00	3,641.67	14,999,216.67	(150.00)
164704	313396J61	109	FHLMC D N	11/30/2015	10/6/2016		0.450%	0.452%	2,000,000	1,992,225.00	7,650.00	1,999,944.44	69.44
165895	313588J63	109	FNMA D N	4/25/2016	10/6/2016		0.350%	0.351%	15,000,000	14,976,083.33	23,187.50	14,999,583.33	312.50
165896	912796JN0	109	TREASURY BILLS	4/25/2016	10/6/2016		0.320%	0.321%	14,500,000	14,478,841.75	20,513.18	14,499,855.00	500.07
164705	313396J79	109	FHLMC D N	11/30/2015	10/7/2016		0.450%	0.452%	2,000,000	1,992,200.00	7,650.00	1,999,933.33	83.33
164695	313588K38	109	FNMA D N	11/30/2015	10/11/2016		0.510%	0.512%	2,000,000	1,991,046.67	8,670.00	1,999,888.89	172.22
164696	313396K44	109	FHLMC D N	11/30/2015	10/12/2016		0.450%	0.452%	2,000,000	1,992,075.00	7,650.00	1,999,877.78	152.78
167219	38480JKC0	109	CP - GRAINGER	9/20/2016	10/12/2016		0.420%	0.420%	4,600,000	4,598,819.33	590.34	4,599,339.39	(70.28)
164501	313312K58	109	FFCB D N	11/5/2015	10/13/2016		0.490%	0.492%	2,000,000	1,990,662.78	9,010.55	1,999,866.67	193.34
162243	3133EEFM7	109	FFCB - BULLET	3/2/2015	10/14/2016		0.580%	0.595%	1,600,000	1,599,881.94	4,304.89	1,600,224.00	342.06
166061	313384K65	109	FHLB D N	5/16/2016	10/14/2016		0.390%	0.391%	9,000,000	8,985,277.50	13,455.00	8,999,350.00	617.50
163048	3130A3CW2	109	FHLB - BULLET	6/5/2015	10/17/2016		0.500%	0.530%	2,000,000	1,999,701.52	4,555.56	2,000,200.00	498.48
163049	3130A3CW2	109	FHLB - BULLET	6/5/2015	10/17/2016		0.500%	0.530%	700,000	699,895.53	1,594.44	700,070.00	174.47
163066	3130A3CW2	109	FHLB - BULLET	6/9/2015	10/17/2016		0.500%	0.510%	2,000,000	1,999,897.26	4,555.56	2,000,200.00	302.74
166582	30229AKH1	109	CP - EXXON MOBIL	7/15/2016	10/17/2016		0.420%	0.420%	4,305,000	4,300,278.85	3,917.55	4,304,100.73	(95.67)
164957	313588L29	109	FNMA D N	12/28/2015	10/18/2016		0.640%	0.643%	4,447,000	4,423,677.96	21,978.06	4,446,580.01	923.99
162847	3133EEM64	109	FFCB - BULLET	5/19/2015	10/19/2016		0.480%	0.480%	2,000,000	2,000,000.00	4,320.00	2,000,240.00	240.00
164533	313588L37	109	FNMA D N	11/9/2015	10/19/2016		0.405%	0.407%	1,300,000	1,294,954.38	4,782.37	1,299,870.00	133.25
166917	89233GKK1	109	CP - TOYOTA MOTOR	8/23/2016	10/19/2016		0.570%	0.571%	15,012,000	14,998,451.67	9,269.91	15,008,472.18	750.60
164535	313588L45	109	FNMA D N	11/9/2015	10/20/2016		0.405%	0.407%	1,000,000	996,107.50	3,678.75	999,894.44	108.19
164621	313588L52	109	FNMA D N	11/19/2015	10/21/2016		0.400%	0.402%	853,000	849,805.99	3,004.45	852,905.22	94.78
167216	02665JKM1	109	CP - AMERICAN HONDA	9/20/2016	10/21/2016		0.450%	0.450%	15,000,000	14,994,187.50	2,062.50	14,996,083.33	(166.67)
164731	313396L84	109	FHLMC D N	12/2/2015	10/24/2016		0.505%	0.507%	2,000,000	1,990,825.83	8,528.89	1,999,744.44	389.72
164732	313396L92	109	FHLMC D N	12/2/2015	10/25/2016		0.505%	0.507%	2,000,000	1,990,797.78	8,528.89	1,999,733.33	406.66
167333	38480JKR7	109	CP - GRAINGER	9/30/2016	10/25/2016		0.410%	0.410%	15,000,000	14,995,729.17	170.83	14,995,300.00	(600.00)
164733	313396M26	109	FHLMC D N	12/2/2015	10/26/2016		0.505%	0.507%	2,000,000	1,990,769.72	8,528.89	1,999,722.22	423.61
164734	313396M34	109	FHLMC D N	12/2/2015	10/27/2016		0.505%	0.507%	3,000,000	2,986,112.50	12,793.33	2,999,566.67	660.84
164397	3136G2QN0	109	FNMA STEP UP	10/28/2015	10/28/2016		1.125%	1.125%	3,000,000	3,000,000.00	14,343.75	3,000,390.00	390.00
164314	3134G7W23	109	FHLMC STEP UP	10/29/2015	10/29/2016	10/29/2016	0.750%	0.750%	2,000,000	2,000,000.00	6,333.33	2,000,000.00	0.00
164735	313396M75	109	FHLMC D N	12/2/2015	10/31/2016		0.505%	0.507%	2,288,000	2,277,280.08	9,575.07	2,287,618.67	581.54
157187	3134G3S50	109	FHLMC - BULLET	9/24/2013	11/1/2016		0.625%	0.850%	3,000,000	2,996,664.36	7,812.50	3,000,720.00	4,055.64
157502	3133ED6C1	109	FFCB - BULLET	11/1/2013	11/1/2016		0.650%	0.650%	2,000,000	2,000,000.00	5,416.67	2,000,740.00	740.00

**MIAMI-DADE COUNTY**  
**REPORT WRITER**  
**AS OF DATE: September 30, 2016**  
**SORTING ORDER: FUND ICC#**

INVTMNT NUMBER	CUSIP NUMBER	FUND NUMBER	DESCRIPTION	PURCHASE SET DATE	MATURITY DATE	CALL DATE	INTEREST RATE	YTM TRADING	SCHEDULED PAR VALUE	CURRENT BOOK VALUE	PERIOD END INTEREST ACRL	MARKET VALUE	UNREALIZED GAIN/LOSS
157535	3133ED6C1	109	FFCB - BULLET	11/5/2013	11/1/2016		0.650%	0.658%	3,000,000	2,999,874.31	8,125.00	3,001,110.00	1,235.69
158836	3134G3S50	109	FHLMC - BULLET	3/25/2014	11/1/2016		0.625%	0.781%	2,000,000	1,998,458.34	5,208.33	2,000,480.00	2,021.66
167121	30229AL15	109	CP - EXXON MOBIL	9/12/2016	11/1/2016		0.510%	0.510%	15,000,000	14,989,375.00	4,037.50	14,993,929.17	516.67
164750	313588M93	109	FNMA D N	12/3/2015	11/2/2016		0.480%	0.482%	2,000,000	1,991,066.67	8,080.00	1,999,644.44	497.77
166129	313384M97	109	FHLB D N	5/24/2016	11/2/2016		0.540%	0.541%	5,000,000	4,987,850.00	9,750.00	4,999,111.11	1,511.11
164500	313312N22	109	FFCB D N	11/5/2015	11/3/2016		0.500%	0.503%	1,460,000	1,452,618.89	6,711.94	1,459,732.33	401.50
167334	30229AL31	109	CP - EXXON MOBIL	9/30/2016	11/3/2016		0.380%	0.380%	10,000,000	9,996,411.11	105.56	9,995,691.67	(825.00)
162758	3133EEG20	109	FFCB - BULLET	5/4/2015	11/4/2016		0.480%	0.530%	2,000,000	1,999,507.56	3,920.00	2,000,280.00	772.44
164751	313396N66	109	FHLMC D N	12/3/2015	11/7/2016		0.560%	0.563%	1,810,000	1,800,427.11	8,531.13	1,809,627.94	669.70
164770	313588N76	109	FNMA D N	12/4/2015	11/8/2016		0.500%	0.502%	1,910,000	1,900,980.56	8,011.38	1,909,596.78	604.84
164776	313396N82	109	FHLMC D N	12/7/2015	11/9/2016		0.620%	0.624%	1,151,000	1,144,299.90	5,927.01	1,150,750.62	523.71
164784	313588N92	109	FNMA D N	12/8/2015	11/10/2016		0.600%	0.603%	3,472,000	3,452,441.07	17,244.26	3,471,228.44	1,543.11
157183	313381B53	109	FHLB - BULLET	9/24/2013	11/4/2016		0.580%	0.853%	3,000,000	2,995,960.28	6,621.67	3,001,050.00	5,089.72
164786	313588P66	109	FNMA D N	12/8/2015	11/15/2016		0.610%	0.614%	1,000,000	994,188.06	5,049.44	999,750.00	512.50
164812	313396P72	109	FHLMC D N	12/11/2015	11/16/2016		0.670%	0.674%	850,000	844,605.57	4,666.74	849,782.78	510.47
164605	313312P87	109	FFCB D N	11/18/2015	11/17/2016		0.590%	0.594%	2,888,000	2,870,724.14	15,051.30	2,887,245.91	1,470.47
164832	313396P80	109	FHLMC D N	12/15/2015	11/17/2016		0.645%	0.649%	1,000,000	993,944.17	5,213.75	999,738.89	580.97
164853	313396P80	109	FHLMC D N	12/16/2015	11/17/2016		0.645%	0.649%	893,000	887,608.14	4,639.88	892,766.83	518.81
164831	313396P98	109	FHLMC D N	12/15/2015	11/18/2016		0.645%	0.649%	1,000,000	993,926.25	5,213.75	999,733.33	593.33
164958	313588P90	109	FNMA D N	12/28/2015	11/18/2016		0.660%	0.664%	4,024,000	3,999,949.89	20,508.99	4,022,926.93	2,468.05
164830	313396Q48	109	FHLMC D N	12/15/2015	11/21/2016		0.645%	0.649%	1,000,000	993,872.50	5,213.75	999,716.67	630.42
164897	313396Q48	109	FHLMC D N	12/18/2015	11/21/2016		0.645%	0.649%	1,000,000	993,926.25	5,160.00	999,716.67	630.42
164896	313396Q55	109	FHLMC D N	12/18/2015	11/22/2016		0.645%	0.649%	1,000,000	993,908.33	5,160.00	999,711.11	642.78
164785	313588Q65	109	FNMA D N	12/8/2015	11/23/2016		0.610%	0.614%	2,000,000	1,988,105.00	10,098.89	1,999,411.11	1,207.22
164895	313396Q63	109	FHLMC D N	12/18/2015	11/23/2016		0.645%	0.649%	1,000,000	993,890.42	5,160.00	999,705.56	655.14
166062	313384Q69	109	FHLB D N	5/16/2016	11/23/2016		0.400%	0.401%	4,100,000	4,091,298.89	6,286.67	4,098,792.78	1,207.22
166442	313588Q65	109	FNMA D N	6/29/2016	11/23/2016		0.310%	0.310%	7,100,000	7,091,012.61	5,747.04	7,097,909.44	1,149.79
162349	3134G5S89	109	FHLMC C I	3/16/2015	11/25/2016	11/25/2016	0.550%	0.699%	1,000,000	999,262.10	1,925.00	1,000,460.00	1,197.90
164894	313396Q89	109	FHLMC D N	12/18/2015	11/25/2016		0.645%	0.649%	1,000,000	993,854.58	5,160.00	999,694.44	679.86
164892	313396R39	109	FHLMC D N	12/18/2015	11/28/2016		0.645%	0.649%	1,000,000	993,800.83	5,160.00	999,677.78	716.95
164893	313396R39	109	FHLMC D N	12/18/2015	11/28/2016		0.645%	0.649%	779,000	774,170.85	4,019.64	778,748.99	558.50
164910	313588R49	109	FNMA D N	12/22/2015	11/29/2016		0.660%	0.664%	580,000	576,352.77	3,019.86	579,809.89	437.26
164728	912828G46	109	TREASURY NOTES	12/1/2015	11/30/2016		0.500%	0.673%	2,000,000	1,998,285.96	3,360.66	2,000,980.00	2,694.04
164902	313588R64	109	FNMA D N	12/21/2015	12/1/2016		0.680%	0.684%	905,000	899,085.32	4,871.92	904,631.97	674.73
164918	313588R72	109	FNMA D N	12/23/2015	12/2/2016		0.680%	0.684%	1,000,000	993,483.33	5,345.56	999,586.67	757.78
164916	313588S22	109	FNMA D N	12/23/2015	12/5/2016		0.680%	0.684%	1,000,000	993,426.67	5,345.55	999,566.67	794.45
164915	313588S30	109	FNMA D N	12/23/2015	12/6/2016		0.680%	0.685%	1,000,000	993,407.78	5,345.55	999,560.00	806.67
165718	313312S35	109	FFCB D N	3/29/2016	12/6/2016		0.560%	0.562%	2,247,000	2,238,191.76	6,501.32	2,246,011.32	1,318.24
164917	313588S48	109	FNMA D N	12/23/2015	12/7/2016		0.680%	0.685%	824,000	818,552.44	4,404.74	823,631.95	674.77
167065	36164JM76	109	CP - G. E. TREASURY	9/7/2016	12/7/2016		0.520%	0.521%	4,800,000	4,793,690.67	1,664.00	4,795,086.67	(268.00)
164970	313396S53	109	FHLMC D N	12/30/2015	12/8/2016		0.640%	0.644%	1,103,000	1,096,254.54	5,412.06	1,102,499.97	833.37
165002	313396S61	109	FHLMC D N	1/4/2016	12/9/2016		0.630%	0.634%	1,212,000	1,204,788.60	5,747.91	1,211,442.48	905.97
164819	313384S91	109	FHLB D N	12/14/2015	12/12/2016		0.760%	0.766%	1,648,000	1,635,336.04	10,159.00	1,647,208.96	1,713.92
164820	313384S91	109	FHLB D N	12/14/2015	12/12/2016		0.760%	0.766%	1,000,000	992,315.56	6,164.44	999,520.00	1,040.00
164821	313384T25	109	FHLB D N	12/14/2015	12/13/2016		0.760%	0.766%	1,000,000	992,294.44	6,164.45	999,513.33	1,054.44
164874	313384T25	109	FHLB D N	12/17/2015	12/13/2016		0.720%	0.725%	750,000	744,570.00	4,335.00	749,635.00	730.00
165730	313396T29	109	FHLMC D N	3/30/2016	12/13/2016		0.450%	0.451%	2,000,000	1,993,550.00	4,625.00	1,999,026.67	851.67
165105	313396T37	109	FHLMC D N	1/19/2016	12/14/2016		0.585%	0.588%	1,558,000	1,549,645.23	6,481.28	1,557,231.39	1,104.88
162934	3130A5GM5	109	FHLB - BULLET	5/27/2015	12/15/2016		0.550%	0.570%	2,000,000	1,999,801.34	3,238.89	2,000,800.00	998.66
165154	313396T52	109	FHLMC D N	1/26/2016	12/16/2016		0.580%	0.583%	1,000,000	994,763.89	4,011.67	999,493.33	717.77
165374	313588T88	109	FNMA D N	2/18/2016	12/19/2016		0.495%	0.497%	2,010,000	2,001,570.56	6,246.08	2,008,941.40	1,124.76
165378	313588T96	109	FNMA D N	2/18/2016	12/20/2016		0.495%	0.497%	2,907,000	2,894,768.80	9,033.50	2,905,449.60	1,647.30
165700	313312U24	109	FFCB D N	3/28/2016	12/21/2016		0.650%	0.653%	5,000,000	4,975,805.56	16,881.94	4,997,300.00	4,612.50
165705	313312U24	109	FFCB D N	3/28/2016	12/21/2016		0.650%	0.653%	2,599,000	2,586,423.73	8,775.23	2,597,596.54	2,397.58

**MIAMI-DADE COUNTY**  
**REPORT WRITER**  
**AS OF DATE: September 30, 2016**  
**SORTING ORDER: FUND ICC#**

INVTMNT NUMBER	CUSIP NUMBER	FUND NUMBER	DESCRIPTION	PURCHASE SET DATE	MATURITY DATE	CALL DATE	INTEREST RATE	YTM TRADING	SCHEDULED PAR VALUE	CURRENT BOOK VALUE	PERIOD END INTEREST ACRL	MARKET VALUE	UNREALIZED GAIN/LOSS
165719	313384U80	109	FHLB D N	3/29/2016	12/27/2016		0.500%	0.502%	2,100,000	2,092,037.50	5,425.00	2,098,782.00	1,319.50
165731	313588U86	109	FNMA D N	3/30/2016	12/27/2016		0.440%	0.441%	1,000,000	996,675.56	2,261.11	999,420.00	483.33
157749	3130A0C65	109	FHLB - BULLET	11/22/2013	12/28/2016		0.625%	0.661%	2,000,000	1,999,649.50	3,229.17	2,001,360.00	1,710.50
157778	3130A0C65	109	FHLB - BULLET	11/26/2013	12/28/2016		0.625%	0.630%	1,600,000	1,599,958.69	2,583.34	1,601,088.00	1,129.31
165630	313397AC5	109	FHLMC D N	3/18/2016	1/3/2017		0.600%	0.603%	5,100,000	5,075,265.00	16,745.00	5,096,271.33	4,261.33
165698	313397AC5	109	FHLMC D N	3/28/2016	1/3/2017		0.500%	0.502%	6,000,000	5,976,583.33	15,583.34	5,995,613.33	3,446.66
165732	313397AC5	109	FHLMC D N	3/30/2016	1/3/2017		0.560%	0.562%	734,000	730,814.44	2,112.29	733,463.36	536.63
167307	89233GN36	109	CP - TOYOTA MOTOR	9/29/2016	1/3/2017		0.620%	0.621%	2,498,000	2,493,869.97	86.04	2,493,564.66	(391.35)
165478	313397AD3	109	FHLMC D N	3/1/2016	1/4/2017		0.570%	0.573%	3,185,000	3,169,417.39	10,791.84	3,182,646.64	2,437.41
167140	89233GN44	109	CP - TOYOTA MOTOR	9/13/2016	1/4/2017		0.860%	0.862%	3,600,000	3,590,282.00	1,548.00	3,593,540.00	1,710.00
165728	313385AE6	109	FHLB D N	3/30/2016	1/5/2017		0.500%	0.502%	3,000,000	2,988,291.67	7,708.33	2,997,760.00	1,760.00
165729	313385AF3	109	FHLB D N	3/30/2016	1/6/2017		0.500%	0.502%	1,500,000	1,494,125.00	3,854.17	1,498,868.33	889.16
165954	313589AF0	109	FNMA D N	5/2/2016	1/6/2017		0.420%	0.421%	1,100,000	1,096,804.50	1,290.67	1,099,170.11	414.94
165960	313589AF0	109	FNMA D N	5/3/2016	1/6/2017		0.420%	0.421%	1,400,000	1,395,949.33	2,466.34	1,398,943.78	528.11
165810	313397AJ0	109	FHLMC D N	4/13/2016	1/9/2017		0.440%	0.441%	1,498,000	1,493,038.29	3,130.82	1,496,834.89	665.78
165953	313589AL7	109	FNMA D N	5/2/2016	1/11/2017		0.420%	0.421%	1,400,000	1,395,851.33	2,482.67	1,398,889.33	555.33
166000	313589AL7	109	FNMA D N	5/6/2016	1/11/2017		0.410%	0.411%	2,000,000	1,994,305.56	3,371.11	1,998,413.33	736.66
159538	3133EDNC2	109	FFCB - BULLET	6/13/2014	1/13/2017		0.700%	0.724%	2,000,000	1,999,767.62	3,033.33	2,001,480.00	1,712.38
166075	3133EE3Y4	109	FFCB - BULLET	5/18/2016	1/13/2017		0.500%	0.521%	8,000,000	7,999,146.00	8,666.67	8,001,360.00	2,214.00
166220	313589AS2	109	FNMA D N	6/1/2016	1/17/2017		0.470%	0.471%	1,300,000	1,296,096.39	2,070.61	1,298,908.00	741.00
167136	64105RNH9	109	CP - NESTLE FINANCA	9/13/2016	1/17/2017		0.710%	0.712%	7,108,000	7,090,336.62	2,523.34	7,093,499.68	639.72
165855	3130A7T62	109	FHLB - BULLET	4/19/2016	1/18/2017		0.550%	0.550%	2,000,000	2,000,030.56	4,980.56	2,000,700.00	700.00
165952	313385AV8	109	FHLB D N	5/2/2016	1/20/2017		0.500%	0.502%	2,515,000	2,505,813.26	5,309.45	2,512,828.72	1,706.01
166219	313589AV5	109	FNMA D N	6/1/2016	1/20/2017		0.470%	0.471%	1,700,000	1,694,828.69	2,707.72	1,698,532.33	995.92
165959	313589AY9	109	FNMA D N	5/3/2016	1/23/2017		0.430%	0.431%	2,100,000	2,093,352.92	3,787.58	2,098,138.00	997.50
166626	46640PNP4	109	CP - JP MORGAN	7/22/2016	1/23/2017		0.900%	0.904%	10,046,000	9,999,537.25	17,831.65	10,024,367.61	6,998.71
165898	3130A7UU7	109	FHLB - BULLET	4/25/2016	1/25/2017		0.540%	0.580%	3,500,000	3,499,301.27	3,465.00	3,500,560.00	1,258.73
165704	313385BB1	109	FHLB D N	3/28/2016	1/26/2017		0.600%	0.603%	3,007,000	2,991,764.52	9,371.82	3,004,263.63	3,127.29
162937	3137EADU0	109	FHLMC - BULLET	5/27/2015	1/27/2017		0.500%	0.594%	2,000,000	1,999,065.53	1,777.78	2,000,620.00	1,554.47
165962	3137EADU0	109	FHLMC - BULLET	5/3/2016	1/27/2017		0.500%	0.519%	1,000,000	999,904.76	888.89	1,000,310.00	405.24
165804	912828H78	109	TREASURY NOTES	4/7/2016	1/31/2017		0.500%	0.524%	4,747,000	4,746,432.55	3,998.83	4,749,800.73	3,368.18
165961	313385BJ4	109	FHLB D N	5/3/2016	2/2/2017		0.490%	0.492%	1,200,000	1,195,508.33	2,466.34	1,198,801.33	826.66
165702	313313BP2	109	FFCB D N	3/28/2016	2/7/2017		0.580%	0.583%	4,000,000	3,979,635.56	12,051.11	3,995,843.33	4,156.66
165716	313313BP2	109	FFCB D N	3/29/2016	2/7/2017		0.580%	0.583%	3,600,000	3,581,730.00	10,788.00	3,596,259.00	3,741.00
165717	313385BS4	109	FHLB D N	3/29/2016	2/10/2017		0.650%	0.654%	3,200,000	3,181,626.67	10,746.66	3,196,597.33	4,224.00
165965	313385BV7	109	FHLB D N	5/4/2016	2/13/2017		0.490%	0.492%	1,505,000	1,499,161.85	3,072.71	1,503,363.31	1,128.75
166854	46640PPD9	109	CP - JP MORGAN	8/15/2016	2/13/2017		0.920%	0.924%	5,000,000	4,976,744.44	6,005.56	4,986,125.00	3,375.00
166001	313589BW2	109	FNMA D N	5/6/2016	2/14/2017		0.450%	0.452%	1,400,000	1,395,030.00	2,590.00	1,398,466.22	846.22
166131	912828B74	109	TREASURY NOTES	5/24/2016	2/15/2017		0.625%	0.636%	3,600,000	3,599,807.23	2,873.64	3,603,492.00	3,684.77
165999	313385BY1	109	FHLB D N	5/6/2016	2/16/2017		0.480%	0.482%	2,600,000	2,590,085.34	5,130.66	2,597,109.67	1,893.67
166011	313397BZ3	109	FHLMC D N	5/10/2016	2/17/2017		0.450%	0.452%	2,000,000	1,992,925.00	3,600.00	1,997,760.56	1,235.56
167066	89233GPM2	109	CP - TOYOTA MOTOR	9/7/2016	2/21/2017		0.950%	0.954%	5,000,000	4,977,965.28	3,166.67	4,985,302.78	4,170.83
154922	3133ECG99	109	FFCB - BULLET	2/22/2013	2/22/2017		0.660%	0.679%	1,500,000	1,499,859.08	1,072.50	1,501,590.00	1,730.92
166052	313589CK7	109	FNMA D N	5/13/2016	2/27/2017		0.450%	0.452%	1,100,000	1,096,012.50	1,938.75	1,098,679.69	728.44
166050	313589CL5	109	FNMA D N	5/13/2016	2/28/2017		0.450%	0.452%	1,220,000	1,215,562.25	2,150.25	1,218,220.83	508.33
166051	313589CM3	109	FNMA D N	5/13/2016	3/1/2017		0.460%	0.462%	1,200,000	1,195,522.67	2,162.00	1,198,238.33	553.66
162287	3133EESK7	109	FFCB - BULLET	3/6/2015	3/3/2017		0.650%	0.740%	1,300,000	1,299,427.86	657.22	1,300,910.00	1,482.14
166217	313589CS0	109	FNMA D N	6/1/2016	3/6/2017		0.580%	0.583%	1,400,000	1,393,729.56	2,751.78	1,397,876.67	1,395.33
166089	313589CT8	109	FNMA D N	5/19/2016	3/7/2017		0.580%	0.583%	1,500,000	1,492,943.33	3,262.50	1,497,710.42	1,504.59
167067	64105RQ78	109	CP - NESTLE FINANCA	9/8/2016	3/7/2017		0.730%	0.733%	4,600,000	4,583,210.00	2,145.39	4,585,154.78	(200.61)
166216	313589CU5	109	FNMA D N	6/1/2016	3/8/2017		0.580%	0.583%	1,600,000	1,592,782.22	3,144.89	1,597,542.22	1,615.11
166088	313589CV3	109	FNMA D N	5/19/2016	3/9/2017		0.580%	0.583%	1,510,000	1,502,847.63	3,284.25	1,507,665.79	1,533.91
160032	3133782N0	109	FHLB - BULLET	7/25/2014	3/10/2017		0.875%	0.875%	2,000,000	2,000,000.00	1,020.83	2,003,680.00	3,680.00
159156	3135G0VM2	109	FNMA - BULLET	4/24/2014	3/14/2017		0.750%	0.850%	2,050,000	2,049,003.18	726.04	2,052,583.00	3,579.82

**MIAMI-DADE COUNTY**  
**REPORT WRITER**  
**AS OF DATE: September 30, 2016**  
**SORTING ORDER: FUND ICC#**

INVTMNT NUMBER	CUSIP NUMBER	FUND NUMBER	DESCRIPTION	PURCHASE SET DATE	MATURITY DATE	CALL DATE	INTEREST RATE	YTM TRADING	SCHEDULED PAR VALUE	CURRENT BOOK VALUE	PERIOD END INTEREST ACRL	MARKET VALUE	UNREALIZED GAIN/LOSS
166133	313589DC4	109	FNMA D N	5/24/2016	3/16/2017		0.590%	0.593%	2,200,000	2,189,327.56	4,687.22	2,196,449.44	2,434.66
167194	46640PQG1	109	CP - JP MORGAN	9/15/2016	3/16/2017		1.000%	1.005%	9,189,000	9,142,544.50	4,084.00	9,157,645.09	11,016.59
166132	313589DG5	109	FNMA D N	5/24/2016	3/20/2017		0.600%	0.603%	2,400,000	2,388,000.00	5,200.00	2,396,033.33	2,833.33
167213	46640PQL0	109	CP - JP MORGAN	9/19/2016	3/20/2017		1.000%	1.005%	3,900,000	3,880,283.33	1,300.00	3,886,371.67	4,788.34
166215	313589DJ9	109	FNMA D N	6/1/2016	3/22/2017		0.590%	0.593%	2,150,000	2,139,640.58	4,298.81	2,146,404.72	2,465.33
166218	313589DL4	109	FNMA D N	6/1/2016	3/24/2017		0.590%	0.593%	3,900,000	3,881,080.67	7,797.83	3,893,402.50	4,524.00
162706	3133EEC73	109	FFCB - BULLET	4/27/2015	3/27/2017		0.550%	0.590%	2,000,000	1,999,604.00	122.22	1,999,920.00	316.00
155386	3133ECKC7	109	FFCB - BULLET	3/28/2013	3/28/2017		0.650%	0.658%	2,100,000	2,099,922.38	113.75	2,101,764.00	1,841.62
157185	3133ECKC7	109	FFCB - BULLET	9/24/2013	3/28/2017		0.650%	0.993%	1,500,000	1,497,510.77	81.25	1,501,260.00	3,749.23
160700	3130A2YK6	109	FHLB - BULLET	9/25/2014	3/29/2017		0.875%	0.876%	1,000,000	999,996.07	48.60	1,001,690.00	1,693.93
166130	313589DW0	109	FNMA D N	5/24/2016	4/3/2017		0.650%	0.654%	3,700,000	3,679,023.06	8,684.72	3,692,435.56	4,727.78
166269	313589DW0	109	FNMA D N	6/8/2016	4/3/2017		0.550%	0.553%	4,100,000	4,081,270.97	7,203.47	4,091,617.78	3,143.34
166425	313589DW0	109	FNMA D N	6/28/2016	4/3/2017		0.425%	0.426%	16,050,000	15,997,135.31	18,000.52	16,017,186.67	2,050.84
166185	313589DX8	109	FNMA D N	5/27/2016	4/4/2017		0.620%	0.623%	3,100,000	3,083,342.67	6,780.39	3,093,627.78	3,504.72
166305	313397DX6	109	FHLMC D N	6/13/2016	4/4/2017		0.530%	0.532%	4,600,000	4,580,021.94	7,449.45	4,590,544.44	3,073.05
160395	3133EDUE0	109	FFCB - BULLET	9/5/2014	4/5/2017		0.850%	0.860%	2,000,000	1,999,807.00	8,311.11	2,003,020.00	3,210.00
166184	313589DY6	109	FNMA D N	5/27/2016	4/5/2017		0.620%	0.623%	8,365,000	8,319,908.00	18,296.12	8,347,712.33	9,508.21
166268	313589DY6	109	FNMA D N	6/8/2016	4/5/2017		0.550%	0.553%	4,700,000	4,678,386.53	8,257.64	4,690,286.67	3,642.50
166380	313397DY4	109	FHLMC D N	6/22/2016	4/5/2017		0.515%	0.517%	2,000,000	1,991,788.61	2,889.72	1,995,866.67	1,188.34
166267	313589DZ3	109	FNMA D N	6/8/2016	4/6/2017		0.550%	0.553%	5,400,000	5,375,085.00	9,487.50	5,388,780.00	4,207.50
166304	313397DZ1	109	FHLMC D N	6/13/2016	4/6/2017		0.530%	0.532%	4,400,000	4,380,761.00	7,125.56	4,390,857.78	2,971.22
166567	313313DZ8	109	FFCB D N	7/14/2016	4/6/2017		0.520%	0.522%	19,250,000	19,176,037.22	21,966.39	19,208,002.92	9,999.31
166450	313397ED9	109	FHLMC D N	6/30/2016	4/10/2017		0.430%	0.431%	1,600,000	1,594,572.44	1,777.33	1,596,604.44	254.67
166590	313397ED9	109	FHLMC D N	7/18/2016	4/10/2017		0.490%	0.492%	1,800,000	1,793,483.00	1,837.50	1,796,180.00	859.50
166449	313397EE7	109	FHLMC D N	6/30/2016	4/11/2017		0.430%	0.431%	2,000,000	1,993,191.67	2,221.67	1,995,733.33	319.99
166451	313397EF4	109	FHLMC D N	6/30/2016	4/12/2017		0.430%	0.431%	1,550,000	1,544,705.03	1,721.79	1,546,676.11	249.29
166589	313397EF4	109	FHLMC D N	7/18/2016	4/12/2017		0.490%	0.492%	1,800,000	1,793,434.00	1,837.50	1,796,140.00	868.50
166599	313397EH0	109	FHLMC D N	7/19/2016	4/14/2017		0.490%	0.492%	2,800,000	2,789,748.11	2,820.22	2,793,933.33	1,365.00
167286	46640PRJ4	109	CP - JP MORGAN	9/27/2016	4/18/2017		1.000%	1.006%	3,200,000	3,181,955.56	355.56	3,183,903.11	1,591.99
159195	3135G0ZB2	109	FNMA - BULLET	4/29/2014	4/20/2017		0.750%	0.912%	2,200,000	2,196,544.85	7,379.17	2,202,684.00	6,139.15
159329	3135G0ZB2	109	FNMA - BULLET	5/14/2014	4/20/2017		0.750%	0.810%	2,000,000	1,998,818.36	6,708.33	2,002,440.00	3,621.64
162650	3133EEZR4	109	FFCB - BULLET	4/21/2015	4/21/2017		0.600%	0.600%	2,000,000	2,000,000.00	5,333.33	2,001,260.00	1,260.00
162676	3133EEZR4	109	FFCB - BULLET	4/23/2015	4/21/2017		0.600%	0.651%	2,000,000	1,999,001.37	5,333.33	2,001,260.00	2,258.63
162022	3133ECMM3	109	FFCB - BULLET	2/4/2015	4/25/2017		0.600%	0.680%	2,000,000	1,998,411.14	5,200.00	2,000,380.00	1,968.86
165864	3130A7TT2	109	FHLB C I	4/28/2016	4/28/2017	10/28/2016	0.650%	0.650%	2,500,000	2,500,000.00	6,906.25	2,500,075.00	75.00
165713	912828K66	109	TREASURY NOTES	3/28/2016	4/30/2017		0.500%	0.709%	3,500,000	3,492,747.72	7,323.37	3,499,230.00	6,482.28
167043	313397FC0	109	FHLMC D N	9/6/2016	5/3/2017		0.480%	0.482%	1,355,000	1,350,682.07	451.67	1,351,778.11	644.37
166692	313397FE6	109	FHLMC D N	7/28/2016	5/5/2017		0.500%	0.502%	1,600,000	1,593,755.56	1,444.44	1,596,160.00	960.00
166691	313397FH9	109	FHLMC D N	7/28/2016	5/8/2017		0.500%	0.502%	1,800,000	1,792,900.00	1,625.00	1,795,620.00	1,095.00
167044	313397FK2	109	FHLMC D N	9/6/2016	5/10/2017		0.480%	0.482%	1,626,000	1,620,666.72	542.00	1,622,007.27	798.55
167214	313589FM0	109	FNMA D N	9/19/2016	5/12/2017		0.510%	0.512%	3,500,000	3,488,347.92	595.00	3,491,327.78	2,384.86
167212	313589FR9	109	FNMA D N	9/19/2016	5/16/2017		0.510%	0.512%	3,700,000	3,687,472.42	629.00	3,690,667.78	2,566.36
159382	3133EDLV2	109	FFCB - BULLET	5/22/2014	5/22/2017		0.850%	0.850%	2,000,000	2,000,000.00	6,091.67	2,003,400.00	3,400.00
162877	3133EEN48	109	FFCB - BULLET	5/22/2015	5/22/2017		0.625%	0.625%	2,000,000	2,000,000.00	4,479.17	1,997,700.00	(2,300.00)
160043	3130A1NN4	109	FHLB - BULLET	7/29/2014	5/24/2017		0.875%	0.930%	1,000,000	999,459.30	3,086.81	1,002,260.00	2,800.70
163474	3130A5EP0	109	FHLB - BULLET	7/21/2015	5/30/2017		0.625%	0.715%	1,000,000	999,110.10	2,100.69	1,000,170.00	1,059.90
166251	31359MEL3	109	FNMA - BULLET	6/3/2016	6/1/2017		0.690%	1.394%	5,000,000	4,965,450.00	11,308.33	4,978,900.00	13,450.00
159491	3133EDMV1	109	FFCB - BULLET	6/5/2014	6/5/2017		0.800%	0.866%	1,800,000	1,798,840.25	4,640.00	1,802,646.00	3,805.75
159634	3133ECKV5	109	FFCB - BULLET	6/17/2014	6/5/2017		0.700%	1.000%	1,000,000	997,061.81	2,255.56	1,000,330.00	3,268.19
165996	3130A7Z99	109	FHLB C I	5/11/2016	6/5/2017	12/5/2016	0.700%	0.700%	3,610,000	3,610,000.00	9,827.22	3,610,397.10	397.10
152261	3133EATE8	109	FFCB - BULLET	6/22/2012	6/8/2017		0.900%	0.940%	4,000,000	3,998,441.15	11,300.00	4,008,080.00	9,638.85
159635	313379FW4	109	FHLB - BULLET	6/17/2014	6/9/2017		1.000%	1.001%	3,565,000	3,564,952.29	11,091.11	3,574,411.60	9,459.31
160499	3130A2Z33	109	FHLB - BULLET	9/9/2014	6/29/2017		1.000%	1.040%	1,000,000	999,608.98	2,555.56	1,003,180.00	3,571.02
159755	3133EDPQ9	109	FFCB - BULLET	7/3/2014	7/3/2017		0.900%	0.900%	800,000	800,000.00	1,760.00	801,728.00	1,728.00

**MIAMI-DADE COUNTY**  
**REPORT WRITER**  
**AS OF DATE: September 30, 2016**  
**SORTING ORDER: FUND ICC#**

INVTMNT NUMBER	CUSIP NUMBER	FUND NUMBER	DESCRIPTION	PURCHASE SET DATE	MATURITY DATE	CALL DATE	INTEREST RATE	YTM TRADING	SCHEDULED PAR VALUE	CURRENT BOOK VALUE	PERIOD END INTEREST ACRL	MARKET VALUE	UNREALIZED GAIN/LOSS
166704	313589HR7	109	FNMA D N	7/29/2016	7/3/2017		0.550%	0.553%	10,000,000	9,948,208.30	9,777.78	9,960,600.00	2,613.92
166705	313589HR7	109	FNMA D N	7/29/2016	7/3/2017		0.550%	0.553%	15,000,000	14,922,312.50	14,666.67	14,940,900.00	3,920.83
167141	313589HR7	109	FNMA D N	9/13/2016	7/3/2017		0.550%	0.552%	3,556,000	3,540,081.96	977.90	3,541,989.36	929.50
166723	313589HT3	109	FNMA D N	8/1/2016	7/5/2017		0.550%	0.553%	1,398,000	1,390,780.88	1,302.86	1,392,449.94	366.20
167285	313397HU8	109	FHLMC D N	9/27/2016	7/6/2017		0.510%	0.512%	3,300,000	3,286,816.50	187.00	3,286,833.00	(170.50)
160114	3133EDSE3	109	FFCB - BULLET	8/11/2014	7/11/2017		0.950%	0.950%	3,000,000	3,000,000.00	6,333.33	3,007,680.00	7,680.00
160296	3133EDSE3	109	FFCB - BULLET	8/21/2014	7/11/2017		0.950%	0.960%	3,000,000	2,999,699.83	6,333.33	3,007,680.00	7,980.17
159886	3133EDQM7	109	FFCB - BULLET	7/17/2014	7/17/2017		1.000%	1.000%	2,000,000	2,000,000.00	4,111.11	2,005,900.00	5,900.00
163680	3133EE4K3	109	FFCB - BULLET	7/29/2015	7/21/2017		0.720%	0.790%	2,000,000	1,998,620.53	2,800.00	2,000,680.00	2,059.47
160500	3134G3ZH6	109	FHLMC - BULLET	9/9/2014	7/25/2017		1.000%	1.070%	1,000,000	999,313.60	1,833.33	1,002,960.00	3,646.40
166653	3130A8TB9	109	FHLB C I	7/26/2016	7/26/2017	10/26/2016	0.690%	0.690%	3,000,000	3,000,000.00	3,737.50	3,000,120.00	120.00
159716	3137EADJ5	109	FHLMC - BULLET	6/23/2014	7/28/2017		1.000%	1.010%	1,000,000	999,900.23	1,750.00	1,003,100.00	3,199.77
160056	3137EADJ5	109	FHLMC - BULLET	7/29/2014	7/28/2017		1.000%	1.000%	2,000,000	2,000,000.00	3,500.00	2,006,200.00	6,200.00
160222	3133EDSU7	109	FFCB - BULLET	8/15/2014	8/15/2017		1.000%	1.000%	2,000,000	2,000,000.00	2,555.56	2,007,140.00	7,140.00
158973	3135G0MZ3	109	FNMA - BULLET	4/8/2014	8/28/2017		0.875%	1.100%	2,000,000	1,995,607.30	1,604.17	2,003,800.00	8,192.70
159330	3135G0MZ3	109	FNMA - BULLET	5/14/2014	8/28/2017		0.875%	0.970%	2,000,000	1,998,134.57	1,604.17	2,003,800.00	5,665.43
157014	3133ECZ31	109	FFCB - BULLET	9/6/2013	9/6/2017		1.410%	1.436%	1,000,000	999,750.85	979.17	1,006,730.00	6,979.15
159482	313380EC7	109	FHLB - BULLET	5/30/2014	9/8/2017		0.750%	0.890%	1,480,000	1,477,970.24	709.17	1,479,970.40	2,000.16
162661	313380EC7	109	FHLB - BULLET	4/21/2015	9/8/2017		0.750%	0.750%	5,000,000	5,000,000.00	2,395.83	4,999,900.00	(100.00)
157186	3135G0PP2	109	FNMA - BULLET	9/24/2013	9/20/2017		1.000%	1.250%	3,000,000	2,992,729.99	916.67	3,007,770.00	15,040.01
167220	3130A9K59	109	FHLB - BULLET	9/21/2016	9/21/2017		0.680%	0.695%	4,000,000	3,999,400.00	755.56	3,999,200.00	(200.00)
160572	3133EDVU3	109	FFCB - BULLET	9/22/2014	9/22/2017		1.125%	1.133%	2,000,000	1,999,833.94	562.50	2,008,560.00	8,726.06
160480	3135G0ZL0	109	FNMA - BULLET	9/4/2014	9/27/2017		1.000%	1.130%	1,000,000	998,730.39	111.11	1,003,210.00	4,479.61
164120	3133EFFH5	109	FFCB C I	9/28/2015	9/28/2017	10/6/2016	0.810%	0.810%	3,000,000	3,000,000.00	202.50	3,000,120.00	120.00
159328	3137EADL0	109	FHLMC - BULLET	5/14/2014	9/29/2017		1.000%	1.000%	2,000,000	1,999,994.09	111.11	2,006,240.00	6,245.91
160176	3137EADL0	109	FHLMC - BULLET	8/12/2014	9/29/2017		1.000%	1.060%	2,000,000	1,998,822.73	111.11	2,006,240.00	7,417.27
165466	3130A6K63	109	FHLB C I	2/29/2016	9/29/2017	12/29/2016	0.750%	0.877%	1,000,000	998,740.49	41.67	999,720.00	979.51
165726	3134G8VQ9	109	FHLMC - BULLET	3/29/2016	10/4/2017		0.810%	0.826%	2,390,000	2,389,433.65	9,518.18	2,391,410.10	1,976.45
159303	3135G0PQ0	109	FNMA - BULLET	5/12/2014	10/26/2017		0.875%	1.090%	5,000,000	4,984,256.97	18,836.81	5,008,200.00	23,943.03
164250	3130A6LZ8	109	FHLB - BULLET	10/9/2015	10/26/2017		0.625%	0.733%	1,000,000	998,413.12	2,690.97	999,110.00	696.88
164217	3134G7V24	109	FHLMC C I	10/27/2015	10/27/2017	10/6/2016	0.750%	0.750%	5,000,000	5,000,000.00	16,041.67	5,000,350.00	350.00
167295	3134G76E6	109	FHLMC C I	9/28/2016	11/2/2017	11/2/2016	0.800%	0.800%	6,000,000	6,019,466.67	19,866.67	5,997,600.00	(2,400.00)
159483	3133EC2N3	109	FFCB - BULLET	5/30/2014	11/13/2017		0.780%	0.950%	1,500,000	1,496,244.70	4,485.00	1,499,925.00	3,680.30
157111	3133EAA32	109	FFCB - BULLET	9/13/2013	11/15/2017		0.900%	1.500%	1,000,000	991,301.76	3,400.00	1,001,410.00	10,108.24
160435	3130A2X76	109	FHLB - BULLET	9/2/2014	11/28/2017		1.150%	1.150%	2,000,000	2,000,000.00	7,858.33	2,007,920.00	7,920.00
159332	3137EADN6	109	FHLMC - BULLET	5/14/2014	1/12/2018		0.750%	1.160%	2,000,000	1,988,000.48	3,291.67	1,999,420.00	11,419.52
164606	3134G3N63	109	FHLMC - BULLET	11/18/2015	1/17/2018		1.000%	1.000%	2,000,000	2,000,000.00	9,111.11	2,003,520.00	3,520.00
159331	3137EADP1	109	FHLMC - BULLET	5/14/2014	3/7/2018		0.875%	1.220%	2,000,000	1,989,960.73	1,166.67	2,001,560.00	11,599.27
163427	3136G1GP8	109	FNMA - BULLET	7/16/2015	3/27/2018		1.000%	1.005%	3,000,000	2,999,767.61	333.33	3,009,060.00	9,292.39
162304	3130A4GJ5	109	FHLB - BULLET	3/10/2015	4/25/2018		1.125%	1.130%	750,000	749,923.40	3,656.25	753,645.00	3,721.60
159381	3133EDLX8	109	FFCB - BULLET	5/21/2014	5/21/2018		1.320%	1.320%	2,000,000	2,000,000.00	9,533.33	2,017,280.00	17,280.00
166706	3136G3XC4	109	FNMA C I	7/29/2016	7/27/2018	1/27/2017	0.800%	0.901%	2,000,000	1,996,088.89	2,844.45	1,993,740.00	(2,260.00)
167305	3135G0L84	109	FNMA C I	9/28/2016	7/27/2018	10/27/2016	0.875%	0.902%	3,600,000	3,603,537.50	5,600.00	3,597,696.00	(504.00)
167335	3135G0L68	109	FNMA C I	9/30/2016	7/27/2018	7/27/2017	0.750%	0.850%	7,200,000	7,196,418.00	9,600.00	7,182,360.00	(4,608.00)
167061	3134GAGF5	109	FHLMC C I	9/13/2016	9/13/2018	12/13/2016	1.100%	1.100%	5,400,000	5,400,000.00	2,970.00	5,400,378.00	378.00
167336	3130A92L4	109	FHLB - BULLET	9/30/2016	9/18/2018		0.865%	0.871%	8,400,000	8,401,414.00	2,623.83	8,392,860.00	(6,132.00)
167308	3130A9JM4	109	FHLB - BULLET	9/29/2016	9/19/2018		0.850%	0.863%	4,500,000	4,499,892.50	1,275.00	4,494,735.00	(4,095.00)
167210	3134GAMA9	109	FHLMC C I	9/21/2016	9/21/2018	3/21/2017	1.000%	1.005%	4,400,000	4,399,560.00	1,222.22	4,398,284.00	(1,276.00)
166781	3136G3XS9	109	FNMA C I	8/5/2016	1/25/2019	1/25/2017	0.875%	0.920%	3,000,000	2,997,429.17	4,812.50	2,986,860.00	(9,840.00)
160479	3133EDTU6	109	FFCB - BULLET	9/4/2014	3/4/2019		1.700%	1.705%	1,000,000	999,872.53	1,275.00	1,016,900.00	17,027.47
167287	3136G3KP9	109	FNMA C I	9/27/2016	4/26/2019	10/26/2016	1.050%	1.060%	3,000,000	3,012,462.50	13,562.50	2,991,930.00	(7,320.00)
166139	3136G3LR4	109	FNMA C I	5/25/2016	5/23/2019	11/23/2016	1.350%	1.367%	3,500,000	3,498,512.50	16,800.00	3,500,245.00	1,995.00
166331	46513CML7	109	JUBILEE ISSUE BONDS	6/15/2016	6/1/2019		1.920%	1.920%	28,000,000	28,000,000.00	159,070.68	28,000,000.00	0.00
166707	3135G0M91	109	FNMA C I	7/29/2016	7/26/2019	1/26/2017	1.125%	1.125%	3,038,000	3,038,284.81	6,170.94	3,037,969.62	(30.38)



**MIAMI-DADE COUNTY**  
**REPORT WRITER**  
**AS OF DATE: September 30, 2016**  
**SORTING ORDER: FUND ICC#**

INVTMNT NUMBER	CUSIP NUMBER	FUND NUMBER	DESCRIPTION	PURCHASE SET DATE	MATURITY DATE	CALL DATE	INTEREST RATE	YTM TRADING	SCHEDULED PAR VALUE	CURRENT BOOK VALUE	PERIOD END INTEREST ACRL	MARKET VALUE	UNREALIZED GAIN/LOSS
167337	3136G34K8	109	FNMA C I	9/30/2016	9/9/2019	3/9/2017	1.125%	1.137%	7,100,000	7,102,174.38	4,881.26	7,087,149.00	(10,366.00)
166186	3136G3QK4	109	FNMA C I	5/27/2016	5/22/2020	11/22/2016	1.500%	1.526%	3,000,000	2,997,000.00	15,500.00	3,000,420.00	3,420.00
166138	3136G3QF5	109	FNMA C I	5/25/2016	8/25/2020	11/25/2016	1.550%	1.565%	5,000,000	4,997,179.65	7,750.00	5,000,800.00	3,620.35
167284	3136G35C5	109	FNMA C I	9/27/2016	8/28/2020	2/28/2017	1.400%	1.400%	4,310,000	4,314,525.50	5,195.94	4,302,845.40	(7,154.60)
167062	3136G36B6	109	FNMA C I	9/15/2016	9/15/2020	3/15/2017	1.450%	1.450%	5,875,000	5,875,000.00	3,786.11	5,875,646.25	646.25
166443	3136G3WY7	109	FNMA C I	6/30/2016	9/30/2020	12/30/2016	1.270%	1.270%	7,335,000	7,335,000.00	258.76	7,286,589.00	(48,411.00)
166661	3136G3C29	109	FNMA C I	7/27/2016	10/27/2020	1/27/2017	1.350%	1.368%	4,000,000	3,997,000.00	9,600.00	3,985,200.00	(11,800.00)
166160	3130A85K5	109	FHLB C I	5/26/2016	11/25/2020	11/25/2016	1.500%	1.558%	4,000,000	3,990,166.67	21,000.00	4,001,200.00	11,200.00
166444	3134G9E52	109	FHLMC C I	6/30/2016	12/30/2020	12/30/2016	1.330%	1.330%	7,000,000	7,000,000.00	23,533.61	6,966,190.00	(33,810.00)
166662	3136G3N92	109	FNMA C I	7/27/2016	7/27/2021	7/27/2018	1.350%	1.350%	6,000,000	6,000,000.00	14,400.00	5,976,360.00	(23,640.00)
166663	3136G3Q81	109	FNMA C I	7/27/2016	7/27/2021	1/27/2017	1.600%	1.600%	7,000,000	7,000,000.00	19,911.11	6,984,250.00	(15,750.00)
166690	3136G3S97	109	FNMA C I	7/28/2016	7/28/2021	7/28/2017	1.530%	1.530%	4,000,000	4,000,000.00	10,710.00	3,981,440.00	(18,560.00)
166782	3136G3N76	109	FNMA C I	8/10/2016	8/10/2021	11/10/2016	1.625%	1.635%	6,000,000	5,997,000.00	13,812.50	5,985,900.00	(11,100.00)
166789	3134G94T1	109	FHLMC C I	8/24/2016	8/24/2021	2/24/2017	1.550%	1.550%	5,600,000	5,600,000.00	8,921.11	5,592,384.00	(7,616.00)
166803	3134G95L7	109	FHLMC C I	8/25/2016	8/25/2021	11/25/2016	1.600%	1.600%	6,400,000	6,400,000.00	10,240.00	6,392,640.00	(7,360.00)
166804	3134G93Q8	109	FHLMC C I	8/25/2016	8/25/2021	11/25/2016	1.680%	1.680%	6,000,000	6,000,000.00	10,080.00	5,990,820.00	(9,180.00)
<b>109 Total</b>									<b>1,027,987,973</b>	<b>1,025,703,254.66</b>	<b>2,087,081.04</b>	<b>1,027,278,766.68</b>	<b>358,352.97</b>
151203	WACHOVIA8	300	WACHOVIA INT BEARING	3/1/2012	10/1/2016		0.020%	0.020%	1,766,581	1,766,580.96	17.74	1,766,580.96	0.00
167203	30229AK32	300	CP - EXXON MOBIL	9/16/2016	10/3/2016		0.380%	0.380%	3,000,000	2,999,461.67	475.00	2,999,921.67	(15.00)
165811	313588J55	300	FNMA D N	4/13/2016	10/5/2016		0.350%	0.351%	5,000,000	4,991,493.06	8,312.50	4,999,888.89	83.33
167085	90328AK51	300	CP - USAA CAPITAL	9/8/2016	10/5/2016		0.380%	0.380%	1,500,000	1,499,572.50	364.17	1,499,921.67	(15.00)
166454	313384K65	300	FHLB D N	6/30/2016	10/14/2016		0.400%	0.400%	3,000,000	2,996,466.67	3,100.00	2,999,783.33	216.66
167217	02665JKM1	300	CP - AMERICAN HON	9/20/2016	10/21/2016		0.450%	0.450%	3,000,000	2,998,837.50	412.50	2,999,216.67	(33.33)
166022	313396M26	300	FHLMC D N	5/10/2016	10/26/2016		0.350%	0.351%	3,000,000	2,995,070.83	4,200.00	2,999,583.33	312.50
166255	313396M26	300	FHLMC D N	6/6/2016	10/26/2016		0.410%	0.411%	3,500,000	3,494,339.72	4,663.75	3,499,513.89	510.42
166076	313588M93	300	FNMA D N	5/18/2016	11/2/2016		0.415%	0.416%	4,000,000	3,992,253.33	6,271.11	3,999,288.89	764.45
166736	30229AL31	300	CP - EXXON MOBIL	8/2/2016	11/3/2016		0.480%	0.481%	2,000,000	1,997,520.00	1,600.00	1,999,138.33	18.33
166115	313312N71	300	FFCB D N	5/23/2016	11/8/2016		0.500%	0.501%	2,050,000	2,045,188.19	3,729.86	2,049,567.22	649.17
166807	36164JL93	300	CP - G. E. TREASURY	8/9/2016	11/9/2016		0.510%	0.511%	3,000,000	2,996,090.00	2,252.50	2,998,472.50	130.00
166091	313588Q57	300	FNMA D N	5/19/2016	11/22/2016		0.480%	0.481%	2,004,000	1,999,003.36	3,607.20	2,003,421.07	810.51
166157	313384Q69	300	FHLB D N	5/25/2016	11/23/2016		0.575%	0.577%	2,011,000	2,005,154.13	4,143.50	2,010,407.87	1,110.24
165541	313312R44	300	FFCB D N	3/9/2016	11/29/2016		0.590%	0.593%	2,000,000	1,991,313.89	6,752.22	1,999,344.44	1,278.33
166332	313384R50	300	FHLB D N	6/15/2016	11/30/2016		0.460%	0.461%	3,000,000	2,993,559.99	4,140.01	2,998,800.00	1,100.00
166253	313396R70	300	FHLMC D N	6/6/2016	12/2/2016		0.475%	0.476%	2,000,000	1,995,276.39	3,087.50	1,999,173.33	809.44
166270	313384S42	300	FHLB D N	6/8/2016	12/7/2016		0.500%	0.501%	2,000,000	1,994,944.44	3,194.45	1,999,106.67	967.78
166605	313396S46	300	FHLMC D N	7/20/2016	12/7/2016		0.370%	0.371%	5,000,000	4,992,805.56	3,751.39	4,997,216.67	1,209.72
166452	313396T37	300	FHLMC D N	6/30/2016	12/14/2016		0.345%	0.346%	5,024,000	5,015,959.51	4,477.64	5,021,521.49	1,084.34
166784	313384T33	300	FHLB D N	8/5/2016	12/14/2016		0.350%	0.350%	5,000,000	4,993,631.94	2,770.84	4,997,533.33	1,130.55
166629	313396T94	300	FHLMC D N	7/22/2016	12/20/2016		0.390%	0.391%	3,000,000	2,995,092.50	2,307.50	2,998,400.00	1,000.00
166837	313588U94	300	FNMA D N	8/12/2016	12/28/2016		0.350%	0.350%	3,000,000	2,995,975.00	1,458.33	2,998,240.00	806.67
166737	313397AL5	300	FHLMC D N	8/2/2016	1/11/2017		0.350%	0.351%	5,000,000	4,992,125.00	2,916.67	4,996,033.33	991.66
167171	89233GNH5	300	CP - TOYOTA MOTOR	9/14/2016	1/17/2017		0.880%	0.883%	2,500,000	2,492,361.11	1,038.89	2,494,900.00	1,500.00
166901	313397AT8	300	FHLMC D N	8/19/2016	1/18/2017		0.400%	0.401%	5,000,000	4,991,555.56	2,388.89	4,995,761.11	1,816.66
167175	313589BA0	300	FNMA D N	9/15/2016	1/25/2017		0.390%	0.391%	5,000,000	4,992,850.00	866.67	4,995,488.89	1,772.22
167130	313397BW0	300	FHLMC D N	9/12/2016	2/14/2017		0.440%	0.441%	5,000,000	4,990,527.78	1,161.11	4,994,522.22	2,833.33
167086	313397CP4	300	FHLMC D N	9/8/2016	3/3/2017		0.465%	0.466%	3,000,000	2,993,180.00	891.25	2,995,537.50	1,466.25
167202	313385CU8	300	FHLB D N	9/16/2016	3/8/2017		0.482%	0.483%	5,000,000	4,988,418.61	1,004.17	4,992,319.44	2,896.66
167172	46640PQF3	300	CP - JP MORGAN	9/14/2016	3/15/2017		1.000%	1.005%	2,000,000	1,989,888.89	944.44	1,993,216.67	2,383.34
167017	313385EG7	300	FHLB D N	9/1/2016	4/13/2017		0.540%	0.542%	2,100,000	2,092,944.00	945.00	2,095,473.33	1,584.33
164431	3134G72J9	300	FHLMC STEP UP	10/29/2015	10/29/2017	10/29/2016	1.000%	1.000%	1,500,000	1,500,000.00	6,333.33	1,500,240.00	240.00
166633	3136G3G82	300	FNMA C I	7/27/2016	7/27/2021	1/27/2017	1.550%	1.550%	1,875,000	1,875,000.00	5,166.67	1,871,456.25	(3,543.75)
166604	3134G9U70	300	FHLMC C I	8/16/2016	8/16/2021	11/16/2016	1.600%	1.600%	1,115,000	1,115,000.00	2,230.00	1,109,436.15	(5,563.85)
<b>300 Total</b>									<b>107,945,581</b>	<b>107,759,442.09</b>	<b>100,976.80</b>	<b>107,868,977.11</b>	<b>22,305.96</b>
165969	313588J48	303	FNMA D N	5/4/2016	10/4/2016		0.330%	0.330%	3,000,000	2,995,792.50	4,125.00	2,999,950.00	32.50

**MIAMI-DADE COUNTY**  
**REPORT WRITER**  
**AS OF DATE: September 30, 2016**  
**SORTING ORDER: FUND ICC#**

INVTMNT NUMBER	CUSIP NUMBER	FUND NUMBER	DESCRIPTION	PURCHASE SET DATE	MATURITY DATE	CALL DATE	INTEREST RATE	YTM TRADING	SCHEDULED PAR VALUE	CURRENT BOOK VALUE	PERIOD END INTEREST ACRL	MARKET VALUE	UNREALIZED GAIN/LOSS
165970	313588K38	303	FNMA D N	5/4/2016	10/11/2016		0.330%	0.330%	3,956,000	3,950,197.87	5,439.50	3,955,780.22	142.85
166116	313384K40	303	FHLB D N	5/23/2016	10/12/2016		0.500%	0.501%	1,305,000	1,302,426.25	2,374.38	1,304,920.25	119.62
166221	313384K40	303	FHLB D N	6/1/2016	10/12/2016		0.515%	0.516%	1,900,000	1,896,384.99	3,316.02	1,899,883.89	182.88
165931	313384L31	303	FHLB D N	4/27/2016	10/19/2016		0.445%	0.446%	5,000,000	4,989,184.03	9,703.47	4,999,500.00	612.50
167269	89233GKM7	303	CP - TOYOTA MOTOR	9/23/2016	10/21/2016		0.400%	0.400%	2,000,000	1,999,377.78	177.78	1,999,477.78	(77.78)
167299	38480JKQ9	303	CP - GRAINGER	9/28/2016	10/24/2016		0.410%	0.410%	2,500,000	2,499,259.72	85.42	2,499,249.31	(95.83)
166453	313312L99	303	FFCB D N	6/30/2016	10/25/2016		0.370%	0.370%	3,109,000	3,105,261.43	2,971.68	3,108,585.47	352.36
167250	59087AKT5	303	CP - METLIFE FUND	9/23/2016	10/27/2016		0.440%	0.440%	3,000,000	2,998,753.33	293.33	2,998,981.67	(64.99)
166264	313588P74	303	FNMA D N	6/7/2016	11/16/2016		0.400%	0.401%	1,613,000	1,610,096.60	2,078.98	1,612,587.79	412.21
166092	313588P82	303	FNMA D N	5/19/2016	11/17/2016		0.480%	0.481%	727,000	725,235.81	1,308.60	726,810.17	265.76
166222	313384Q69	303	FHLB D N	6/1/2016	11/23/2016		0.570%	0.572%	3,764,000	3,753,570.58	7,270.80	3,762,891.71	2,050.33
166674	313396S53	303	FHLMC D N	7/27/2016	12/8/2016		0.360%	0.360%	2,000,000	1,997,320.00	1,320.00	1,999,093.33	453.33
166673	313588T88	303	FNMA D N	7/27/2016	12/19/2016		0.380%	0.381%	2,831,000	2,826,667.00	1,972.26	2,829,509.01	869.75
166943	313384V30	303	FHLB D N	8/25/2016	12/30/2016		0.360%	0.360%	3,762,000	3,757,222.26	1,391.94	3,759,366.60	752.40
166990	313384V30	303	FHLB D N	8/31/2016	12/30/2016		0.360%	0.360%	1,238,000	1,236,502.02	383.78	1,237,133.40	247.60
166946	313589AC7	303	FNMA D N	8/26/2016	1/3/2017		0.370%	0.370%	3,000,000	2,995,991.67	1,110.00	2,997,806.67	705.00
166988	313589AV5	303	FNMA D N	8/31/2016	1/20/2017		0.390%	0.391%	2,072,000	2,068,812.57	695.85	2,070,211.17	702.75
167289	64105RP12	303	CP - NESTLE FINANCA	9/27/2016	2/1/2017		0.640%	0.641%	3,000,000	2,993,226.67	213.33	2,992,415.00	(1,025.00)
167068	313397BQ3	303	FHLMC D N	9/7/2016	2/8/2017		0.420%	0.421%	3,311,000	3,305,051.24	927.08	3,307,532.65	1,554.33
167204	313589BS1	303	FNMA D N	9/16/2016	2/10/2017		0.390%	0.391%	2,419,000	2,415,147.74	393.09	2,416,427.80	886.97
166989	313397BZ3	303	FHLMC D N	8/31/2016	2/17/2017		0.440%	0.441%	2,701,000	2,695,387.92	1,023.38	2,697,975.63	1,564.33
167170	313385CG9	303	FHLB D N	9/14/2016	2/24/2017		0.492%	0.493%	2,601,000	2,595,205.84	604.30	2,597,940.94	2,130.80
167268	313589CM3	303	FNMA D N	9/23/2016	3/1/2017		0.360%	0.361%	2,500,000	2,496,025.00	200.00	2,496,329.86	104.86
167288	46640PQU0	303	CP - JP MORGAN	9/27/2016	3/28/2017		1.000%	1.005%	2,000,000	1,989,888.89	222.22	1,992,682.22	2,571.11
167338	313313JA7	303	FFCB D N	9/30/2016	7/12/2017		0.560%	0.562%	2,286,000	2,275,865.40	35.56	2,276,695.98	795.02
<b>303 Total</b>									<b>67,595,000</b>	<b>67,473,855.11</b>	<b>49,637.75</b>	<b>67,539,738.52</b>	<b>16,245.66</b>
151204	WACHOVIA8	411	WACHOVIA INT BEARING	3/1/2012	10/1/2016		0.000%	0.000%	0	0.00	0.00	0.00	0.00
166179	31607A703	411	FIDELITY GOV INST 26	5/26/2016	10/1/2016		0.304%	0.304%	0	0.00	-0.08	0.00	0.00
166180	825252885	411	AIM MMKT FUND 9922	5/26/2016	10/1/2016		0.262%	0.262%	0	0.00	0.00	0.00	0.00
167177	38480JK48	411	CP - GRAINGER	9/15/2016	10/4/2016		0.410%	0.410%	3,000,000	2,999,350.83	546.67	2,999,882.50	(15.00)
167087	90328AK51	411	CP - USAA CAPITAL	9/8/2016	10/5/2016		0.380%	0.380%	2,000,000	1,999,430.00	485.56	1,999,895.56	(20.00)
166614	313396J61	411	FHLMC D N	7/21/2016	10/6/2016		0.320%	0.320%	1,500,000	1,498,973.33	960.00	1,499,958.33	25.00
166644	64105RKB5	411	CP - NESTLE FINANCA	7/26/2016	10/11/2016		0.470%	0.470%	3,000,000	2,996,984.17	2,624.16	2,999,608.33	0.00
166193	313384K40	411	FHLB D N	5/27/2016	10/12/2016		0.510%	0.511%	2,850,000	2,844,428.25	5,127.63	2,849,825.83	269.95
167298	46640PKD4	411	CP - JP MORGAN	9/28/2016	10/13/2016		0.500%	0.500%	1,500,000	1,499,687.50	62.50	1,499,765.00	15.00
166606	313396K93	411	FHLMC D N	7/20/2016	10/17/2016		0.320%	0.320%	3,192,000	3,189,474.77	2,071.26	3,191,716.27	170.24
167178	36164JKH6	411	CP - G.E. TREASURY	9/15/2016	10/17/2016		0.440%	0.440%	3,000,000	2,998,826.67	586.67	2,999,373.33	(40.01)
166702	30229AKK4	411	CP - EXXON MOBIL	7/28/2016	10/19/2016		0.430%	0.430%	3,500,000	3,496,530.14	2,717.36	3,499,177.50	(70.00)
166636	313384L56	411	FHLB D N	7/25/2016	10/21/2016		0.370%	0.370%	10,000,000	9,990,955.56	6,988.89	9,998,888.89	944.44
167218	02665JKM1	411	CP - AMERICAN HON	9/20/2016	10/21/2016		0.450%	0.450%	4,000,000	3,998,450.00	550.00	3,998,955.56	(44.44)
167300	38480JKQ9	411	CP - GRAINGER	9/28/2016	10/24/2016		0.410%	0.410%	3,000,000	2,999,111.67	102.50	2,999,099.17	(115.00)
167281	89233GKR6	411	CP - TOYOTA MOTOR	9/26/2016	10/25/2016		0.400%	0.400%	2,500,000	2,499,194.44	138.89	2,499,216.67	(116.66)
167235	59087AKT5	411	CP - METLIFE FUND	9/21/2016	10/27/2016		0.440%	0.440%	5,000,000	4,997,800.00	611.11	4,998,302.78	(108.33)
164400	3136G2QN0	411	FNMA STEP UP	10/28/2015	10/28/2016		1.125%	1.125%	1,500,000	1,500,000.00	7,171.88	1,500,195.00	195.00
164350	3136G2PQ4	411	FNMA STEP UP	10/29/2015	10/29/2016	10/29/2016	1.000%	1.000%	2,000,000	2,000,000.00	8,444.44	1,995,900.00	(4,100.00)
166628	313396N33	411	FHLMC D N	7/22/2016	11/4/2016		0.360%	0.360%	3,700,000	3,696,115.00	2,627.00	3,699,301.11	559.11
165396	313312N89	411	FFCB D N	2/19/2016	11/9/2016		0.520%	0.522%	2,000,000	1,992,373.33	6,500.00	1,999,566.67	693.34
164724	313312P95	411	FFCB D N	12/1/2015	11/18/2016		0.650%	0.654%	2,555,000	2,538,715.42	14,070.25	2,554,318.67	1,533.00
164587	3130A3J70	411	FHLB - BULLET	11/17/2015	11/23/2016		0.625%	0.645%	4,455,000	4,454,561.69	9,899.99	4,457,049.30	2,487.61
167144	64105RM56	411	CP - NESTLE FINANCA	9/13/2016	12/5/2016		0.580%	0.581%	2,500,000	2,496,656.94	725.00	2,497,517.36	135.42
166335	313384S42	411	FHLB D N	6/15/2016	12/7/2016		0.490%	0.491%	1,468,000	1,464,503.31	2,157.96	1,467,344.29	683.02
166816	313384S42	411	FHLB D N	8/10/2016	12/7/2016		0.340%	0.340%	7,000,000	6,992,132.78	3,437.78	6,996,873.33	1,302.77
167131	313396T37	411	FHLMC D N	9/12/2016	12/14/2016		0.340%	0.340%	7,000,000	6,993,851.67	1,256.11	6,996,546.67	1,438.89
167157	313384T33	411	FHLB D N	9/14/2016	12/14/2016		0.390%	0.390%	4,000,000	3,996,056.67	736.67	3,998,026.67	1,233.33

**MIAMI-DADE COUNTY**  
**REPORT WRITER**  
**AS OF DATE: September 30, 2016**  
**SORTING ORDER: FUND ICC#**

INVTMNT NUMBER	CUSIP NUMBER	FUND NUMBER	DESCRIPTION	PURCHASE SET DATE	MATURITY DATE	CALL DATE	INTEREST RATE	YTM TRADING	SCHEDULED PAR VALUE	CURRENT BOOK VALUE	PERIOD END INTEREST ACRL	MARKET VALUE	UNREALIZED GAIN/LOSS
167174	313588T39	411	FNMA D N	9/15/2016	12/14/2016		0.340%	0.340%	7,000,000	6,994,050.00	1,057.78	6,996,546.67	1,438.89
167114	313588T96	411	FNMA D N	9/9/2016	12/20/2016		0.350%	0.350%	2,000,000	1,998,016.67	427.78	1,998,933.33	488.88
166329	3134G9UG0	411	FHLMC STEP UP	6/28/2016	12/28/2016		0.750%	0.750%	1,500,000	1,500,000.00	2,906.25	1,499,355.00	(645.00)
166979	46640PMW0	411	CP - JP MORGAN	8/30/2016	12/30/2016		0.850%	0.852%	2,000,000	1,994,238.89	1,511.11	1,996,600.00	850.00
166192	313589AE3	411	FNMA D N	5/27/2016	1/5/2017		0.570%	0.572%	2,500,000	2,491,172.92	5,027.08	2,498,133.33	1,933.33
166980	313589AV5	411	FNMA D N	8/30/2016	1/20/2017		0.390%	0.391%	3,000,000	2,995,352.50	1,040.00	2,997,410.00	1,017.50
166593	313397BZ3	411	FHLMC D N	7/18/2016	2/17/2017		0.450%	0.451%	2,250,000	2,243,981.25	2,109.38	2,247,480.63	1,390.00
161647	3133EEFZ8	411	FFCB - BULLET	12/24/2014	2/23/2017		0.700%	0.851%	14,000,000	13,989,583.79	10,344.44	14,013,860.00	24,276.21
162710	3130A56G9	411	FHLB - BULLET	4/27/2015	2/24/2017		0.570%	0.581%	3,000,000	2,999,844.08	1,757.50	3,000,060.00	215.92
167231	3136G3BZ7	411	FNMA STEP UP	9/20/2016	2/26/2017	11/26/2016	0.750%	0.750%	2,000,000	2,001,000.00	1,458.33	2,000,040.00	40.00
167071	313313CN6	411	FFCB D N	9/7/2016	3/2/2017		0.470%	0.471%	5,000,000	4,988,511.11	1,566.67	4,992,611.11	2,533.33
167113	313397CV1	411	FHLMC D N	9/9/2016	3/9/2017		0.480%	0.481%	2,000,000	1,995,173.33	586.67	1,996,908.33	1,148.33
166163	313313DB1	411	FFCB D N	5/26/2016	3/15/2017		0.600%	0.603%	2,500,000	2,487,791.67	5,333.33	2,495,989.58	2,864.58
167249	3136G3CA1	411	FNMA STEP UP	9/22/2016	3/22/2017	12/22/2016	1.000%	1.000%	1,625,000	1,625,000.00	406.25	1,625,227.50	227.50
166672	313385DL7	411	FHLB D N	7/27/2016	3/24/2017		0.520%	0.522%	1,500,000	1,494,800.00	1,430.00	1,497,462.50	1,232.50
167297	313589DW0	411	FNMA D N	9/28/2016	4/3/2017		0.440%	0.441%	3,000,000	2,993,143.33	110.00	2,993,866.67	613.34
162659	3133EEZR4	411	FFCB - BULLET	4/21/2015	4/21/2017		0.600%	0.615%	3,000,000	2,999,551.85	8,000.00	3,001,890.00	2,338.15
166068	3134G9HS9	411	FHLMC STEP UP	5/25/2016	5/25/2017	11/25/2016	0.750%	0.750%	1,500,000	1,500,000.00	3,937.50	1,499,565.00	(435.00)
152277	3133EATE8	411	FFCB - BULLET	6/22/2012	6/8/2017		0.900%	0.940%	1,650,000	1,649,356.97	4,661.25	1,653,333.00	3,976.03
159950	3133EDQM7	411	FFCB - BULLET	7/17/2014	7/17/2017		1.000%	1.000%	2,000,000	2,000,000.00	4,111.11	2,005,900.00	5,900.00
165809	3134G8XX2	411	FHLMC STEP UP	4/28/2016	10/28/2017	10/28/2016	1.250%	1.250%	1,500,000	1,500,000.00	7,968.75	1,500,060.00	60.00
164433	3136G2RK5	411	FNMA STEP UP	10/29/2015	4/29/2018	10/29/2016	1.375%	1.375%	2,000,000	2,000,000.00	11,611.11	2,000,420.00	420.00
166190	3133EFX69	411	FFCB - BULLET	5/27/2016	5/10/2018		0.960%	0.991%	1,500,000	1,501,195.00	7,040.00	1,501,695.00	2,580.00
155910	3135G0XK4	411	FNMA C I	5/30/2013	5/25/2018	11/25/2016	1.050%	1.050%	2,000,000	2,000,000.00	7,350.00	1,999,120.00	(880.00)
166587	3134G9H83	411	FNMA STEP UP	7/27/2016	7/27/2018	1/27/2017	1.000%	1.051%	1,500,000	1,498,500.00	2,666.67	1,494,210.00	(4,290.00)
166665	3134G9X51	411	FHLMC C I	7/27/2016	7/27/2018	1/27/2017	1.000%	1.051%	1,500,000	1,498,500.00	2,666.67	1,498,575.00	75.00
166929	3134GAEG5	411	FHLMC STEP UP	8/24/2016	8/24/2018	2/24/2017	1.250%	1.250%	930,000	930,000.00	1,194.79	929,730.30	(269.70)
166408	3135G0K93	411	FNMA C I	6/28/2016	6/28/2019	12/28/2016	1.250%	1.250%	1,000,000	1,000,000.00	3,229.17	1,000,020.00	20.00
166625	3134G9U70	411	FHLMC C I	8/16/2016	8/16/2021	11/16/2016	1.600%	1.600%	2,000,000	2,000,000.00	4,000.00	1,990,020.00	(9,980.00)
167332	3136G4CW1	411	FNMA C I	9/30/2016	9/30/2021	3/30/2017	1.500%	1.500%	1,500,000	1,500,000.00	62.50	1,498,245.00	(1,755.00)
<b>411 Total</b>									<b>164,675,000</b>	<b>164,502,927.50</b>	<b>186,172.29</b>	<b>164,619,572.74</b>	<b>44,441.47</b>
165821	313384K65	414	FHLB D N	4/15/2016	10/14/2016		0.420%	0.421%	3,645,984	3,638,242.36	7,188.67	3,645,720.68	289.65
165822	313384K65	414	FHLB D N	4/15/2016	10/14/2016		0.420%	0.421%	110,016	109,782.40	216.91	110,008.05	8.74
166059	313396P64	414	FHLMC D N	5/13/2016	11/15/2016		0.370%	0.371%	4,680	4,671.05	6.78	4,678.83	1.00
166060	313396P64	414	FHLMC D N	5/13/2016	11/15/2016		0.370%	0.371%	5,320	5,309.83	7.71	5,318.67	1.13
166223	313588R64	414	FNMA D N	6/1/2016	12/1/2016		0.510%	0.511%	618,108	616,505.56	1,068.29	617,856.64	282.79
166224	313588R64	414	FNMA D N	6/1/2016	12/1/2016		0.510%	0.511%	895,892	893,569.40	1,548.40	895,527.67	409.87
166316	313588T39	414	FNMA D N	6/15/2016	12/14/2016		0.410%	0.411%	502,162	501,121.13	617.66	501,914.27	175.48
166317	313588T39	414	FNMA D N	6/15/2016	12/14/2016		0.410%	0.411%	381,056	380,266.16	468.70	380,868.01	133.15
166318	313588T39	414	FNMA D N	6/15/2016	12/14/2016		0.410%	0.411%	98,739	98,534.34	121.45	98,690.29	34.50
166319	313588T39	414	FNMA D N	6/15/2016	12/14/2016		0.410%	0.411%	809,142	807,464.83	995.24	808,742.82	282.75
166320	313588T39	414	FNMA D N	6/15/2016	12/14/2016		0.410%	0.411%	204,651	204,226.80	251.72	204,550.04	71.52
166321	313588T39	414	FNMA D N	6/15/2016	12/14/2016		0.410%	0.411%	615,594	614,318.00	757.19	615,290.31	215.12
166322	313588T39	414	FNMA D N	6/15/2016	12/14/2016		0.410%	0.411%	96,172	95,972.66	118.29	96,124.56	33.61
166323	313588T39	414	FNMA D N	6/15/2016	12/14/2016		0.410%	0.411%	55,124	55,009.74	67.80	55,096.81	19.27
166324	313588T39	414	FNMA D N	6/15/2016	12/14/2016		0.410%	0.411%	72,695	72,544.32	89.41	72,659.14	25.41
166325	313588T39	414	FNMA D N	6/15/2016	12/14/2016		0.410%	0.411%	58,422	58,300.90	71.86	58,393.18	20.42
166326	313588T39	414	FNMA D N	6/15/2016	12/14/2016		0.410%	0.411%	473,573	472,591.39	582.49	473,339.37	165.49
166327	313588T39	414	FNMA D N	6/15/2016	12/14/2016		0.410%	0.411%	14,194	14,164.58	17.46	14,187.00	4.96
166328	313588T39	414	FNMA D N	6/15/2016	12/14/2016		0.410%	0.411%	222,476	222,014.86	273.64	222,366.25	77.75
166811	313397BX8	414	FHLMC D N	8/15/2016	2/15/2017		0.410%	0.411%	7,100	7,085.12	3.80	7,092.16	3.24
166812	313397BX8	414	FHLMC D N	8/15/2016	2/15/2017		0.410%	0.411%	13,900	13,870.87	7.44	13,884.66	6.35
167154	313397DA6	414	FHLMC D N	9/15/2016	3/14/2017		0.480%	0.481%	12,077	12,048.02	2.58	12,057.74	7.14
167155	313397DA6	414	FHLMC D N	9/15/2016	3/14/2017		0.480%	0.481%	216,923	216,402.38	46.28	216,577.13	128.47

**MIAMI-DADE COUNTY**  
**REPORT WRITER**  
**AS OF DATE: September 30, 2016**  
**SORTING ORDER: FUND ICC#**

INVTMNT NUMBER	CUSIP NUMBER	FUND NUMBER	DESCRIPTION	PURCHASE SET DATE	MATURITY DATE	CALL DATE	INTEREST RATE	YTM TRADING	SCHEDULED PAR VALUE	CURRENT BOOK VALUE	PERIOD END INTEREST ACRL	MARKET VALUE	UNREALIZED GAIN/LOSS
<b>414 Total</b>									<b>9,134,000</b>	<b>9,114,016.70</b>	<b>14,529.77</b>	<b>9,130,944.28</b>	<b>2,397.81</b>
166800	313396N74	511	FHLMC D N	8/10/2016	11/8/2016		0.300%	0.300%	250,000	249,812.50	108.33	249,947.22	26.39
<b>511 Total</b>									<b>250,000</b>	<b>249,812.50</b>	<b>108.33</b>	<b>249,947.22</b>	<b>26.39</b>
166799	313396N74	522	FHLMC D N	8/10/2016	11/8/2016		0.300%	0.300%	600,000	599,550.00	260.00	599,873.33	63.33
<b>522 Total</b>									<b>600,000</b>	<b>599,550.00</b>	<b>260.00</b>	<b>599,873.33</b>	<b>63.33</b>
167020	313384J75	555	FHLB D N	9/1/2016	10/7/2016		0.290%	0.290%	2,000,000	1,999,420.00	483.33	1,999,933.33	30.00
<b>555 Total</b>									<b>2,000,000</b>	<b>1,999,420.00</b>	<b>483.33</b>	<b>1,999,933.33</b>	<b>30.00</b>
167236	313384K40	566	FHLB D N	9/21/2016	10/12/2016		0.275%	0.275%	800,000	799,871.67	61.11	799,951.11	18.33
<b>566 Total</b>									<b>800,000</b>	<b>799,871.67</b>	<b>61.11</b>	<b>799,951.11</b>	<b>18.33</b>
151205	WACHOVIA8	700	WACHOVIA INT BEARING	3/1/2012	10/1/2016		0.000%	0.000%	0	0.00	0.00	0.00	0.00
<b>700 Total</b>									<b>0</b>	<b>0.00</b>	<b>0.00</b>	<b>0.00</b>	<b>0.00</b>
151206	825252869	712	AIM MONEY MARKET - D	3/1/2012	10/1/2016		0.135%	0.135%	343,575	343,575.05	-82.22	343,575.05	0.00
165369	313588J55	712	FNMA D N	2/18/2016	10/5/2016		0.470%	0.471%	1,215,000	1,211,351.63	3,584.92	1,214,873.00	36.45
165370	313396K44	712	FHLMC D N	2/18/2016	10/12/2016		0.460%	0.461%	1,250,000	1,246,214.58	3,609.73	1,249,923.61	99.30
164596	313312K58	712	FFCB D N	11/16/2015	10/13/2016		0.500%	0.502%	53,000	52,755.61	235.56	52,996.47	5.30
165371	313588L37	712	FNMA D N	2/18/2016	10/19/2016		0.480%	0.482%	1,230,000	1,225,998.40	3,706.40	1,229,877.00	172.20
165372	313396M26	712	FHLMC D N	2/18/2016	10/26/2016		0.465%	0.467%	1,255,000	1,250,931.19	3,663.55	1,254,825.69	230.95
165379	912828F88	712	TREASURY NOTES	2/18/2016	10/31/2016		0.375%	0.510%	3,500,000	3,497,654.42	5,492.53	3,500,665.00	3,010.58
165408	313588M93	712	FNMA D N	2/22/2016	11/2/2016		0.470%	0.472%	1,100,000	1,096,352.28	3,188.16	1,099,804.44	264.00
167261	02665JL40	712	CP - AMERICAN HONDA	9/22/2016	11/4/2016		0.450%	0.450%	1,000,000	999,462.50	112.50	999,556.11	(18.89)
165329	313312N89	712	FFCB D N	2/16/2016	11/9/2016		0.520%	0.522%	2,008,000	2,000,255.81	6,613.02	2,007,564.93	696.10
167264	89233GL95	712	CP - TOYOTA MOTOR	9/22/2016	11/9/2016		0.540%	0.525%	200	199.86	0.03	199.90	0.01
165388	313588P58	712	FNMA D N	2/19/2016	11/14/2016		0.480%	0.482%	1,230,000	1,225,588.40	3,690.00	1,229,699.33	420.93
165404	313396P72	712	FHLMC D N	2/22/2016	11/16/2016		0.475%	0.477%	1,305,000	1,300,385.38	3,822.56	1,304,666.50	458.56
165840	313396P72	712	FHLMC D N	4/14/2016	11/16/2016		0.380%	0.381%	5,011,000	4,999,574.92	8,991.96	5,009,719.41	1,152.53
165389	313588Q65	712	FNMA D N	2/19/2016	11/23/2016		0.480%	0.482%	1,039,000	1,035,148.77	3,117.00	1,038,694.07	428.30
165405	313396Q63	712	FHLMC D N	2/22/2016	11/23/2016		0.475%	0.477%	1,400,000	1,394,920.14	4,100.83	1,399,587.78	566.81
165492	3130A3J70	712	FHLB - BULLET	3/2/2016	11/23/2016		0.625%	0.625%	1,225,400	1,225,400.00	2,723.10	1,225,963.68	563.68
165406	313396R54	712	FHLMC D N	2/22/2016	11/30/2016		0.475%	0.477%	1,265,000	1,260,293.15	3,705.39	1,264,494.00	495.46
165407	313396R54	712	FHLMC D N	2/22/2016	11/30/2016		0.475%	0.477%	1,355,000	1,349,958.27	3,969.02	1,354,458.00	530.71
165452	313588R64	712	FNMA D N	2/25/2016	12/1/2016		0.465%	0.467%	1,260,000	1,255,443.00	3,564.23	1,259,487.60	480.37
165447	313396S46	712	FHLMC D N	2/25/2016	12/7/2016		0.470%	0.472%	1,280,000	1,275,220.62	3,659.74	1,279,428.27	547.91
165578	313396T37	712	FHLMC D N	3/14/2016	12/14/2016		0.550%	0.552%	1,350,000	1,344,328.13	4,145.62	1,349,334.00	860.25
165471	313588T88	712	FNMA D N	2/29/2016	12/19/2016		0.490%	0.492%	1,862,000	1,854,548.90	5,448.93	1,861,019.35	1,021.52
166199	313588T88	712	FNMA D N	5/27/2016	12/19/2016		0.450%	0.452%	900	897.68	1.43	899.53	0.42
165448	313396U27	712	FHLMC D N	2/25/2016	12/21/2016		0.475%	0.477%	1,300,000	1,294,854.17	3,756.46	1,299,298.00	687.37
165784	313396U27	712	FHLMC D N	4/6/2016	12/21/2016		0.430%	0.431%	1,681,000	1,675,799.64	3,573.99	1,680,092.26	718.63
165576	313588U94	712	FNMA D N	3/14/2016	12/28/2016		0.520%	0.522%	1,290,000	1,284,614.97	3,745.30	1,289,243.20	882.93
165688	313384V22	712	FHLB D N	3/24/2016	12/29/2016		0.580%	0.583%	3,000,000	2,986,466.67	9,231.66	2,998,220.00	2,521.67
165671	313397AC5	712	FHLMC D N	3/23/2016	1/3/2017		0.480%	0.482%	1,340,000	1,334,890.13	3,430.40	1,339,020.31	699.78
165746	313397AC5	712	FHLMC D N	3/30/2016	1/3/2017		0.560%	0.562%	603,000	600,382.98	1,735.30	602,559.14	440.86
166177	313589AC7	712	FNMA D N	5/26/2016	1/3/2017		0.540%	0.542%	2,007,000	2,000,316.69	3,853.44	2,005,532.66	1,362.53
165390	313397AD3	712	FHLMC D N	2/19/2016	1/4/2017		0.520%	0.522%	1,315,000	1,308,921.78	4,273.75	1,314,028.36	832.83
165689	313397AE1	712	FHLMC D N	3/24/2016	1/5/2017		0.480%	0.482%	3,200,000	3,187,754.67	8,149.33	3,197,610.67	1,706.67
165594	313397AL5	712	FHLMC D N	3/15/2016	1/11/2017		0.560%	0.563%	1,354,000	1,347,639.21	4,212.44	1,352,925.83	1,074.18
165722	313397AL5	712	FHLMC D N	3/29/2016	1/11/2017		0.500%	0.502%	373,500	372,006.00	964.88	373,203.69	232.81
165757	313385AL0	712	FHLB D N	3/31/2016	1/11/2017		0.490%	0.492%	698,000	695,282.84	1,748.10	697,446.25	415.31
166155	313589AL7	712	FNMA D N	5/25/2016	1/11/2017		0.530%	0.532%	2,107,000	2,099,834.44	4,001.55	2,105,328.45	1,492.46
165697	313397AT8	712	FHLMC D N	3/24/2016	1/18/2017		0.500%	0.502%	603,000	600,487.50	1,599.63	602,488.79	401.66
165870	3130A7T62	712	FHLB - BULLET	4/20/2016	1/18/2017		0.550%	0.550%	1,558,300	1,558,347.62	3,880.61	1,558,845.41	545.41
165642	313397AU5	712	FHLMC D N	3/18/2016	1/19/2017		0.500%	0.502%	222,000	221,053.42	607.41	221,810.07	149.24
165675	313397AU5	712	FHLMC D N	3/23/2016	1/19/2017		0.500%	0.502%	11,700,000	11,650,925.00	31,200.00	11,689,990.00	7,865.00
166044	313589AU7	712	FNMA D N	5/12/2016	1/19/2017		0.420%	0.421%	593,000	591,256.58	982.40	592,492.66	253.68
165924	313385BA3	712	FHLB D N	4/27/2016	1/25/2017		0.490%	0.492%	480,000	478,216.40	1,025.73	479,566.93	324.80

**MIAMI-DADE COUNTY**  
**REPORT WRITER**  
**AS OF DATE: September 30, 2016**  
**SORTING ORDER: FUND ICC#**

INVTMNT NUMBER	CUSIP NUMBER	FUND NUMBER	DESCRIPTION	PURCHASE SET DATE	MATURITY DATE	CALL DATE	INTEREST RATE	YTM TRADING	SCHEDULED PAR VALUE	CURRENT BOOK VALUE	PERIOD END INTEREST ACRL	MARKET VALUE	UNREALIZED GAIN/LOSS
166311	313397BA8	712	FHLMC D N	6/13/2016	1/25/2017		0.480%	0.481%	2,421,000	2,413,704.72	3,550.80	2,418,815.72	1,560.20
165458	912828H78	712	TREASURY NOTES	2/25/2016	1/31/2017		0.500%	0.588%	1,942,000	1,941,145.08	1,635.92	1,943,145.78	2,000.70
165673	313397BH3	712	FHLMC D N	3/23/2016	2/1/2017		0.520%	0.522%	4,201,000	4,181,885.45	11,650.77	4,196,837.51	3,301.29
165690	313313BP2	712	FFCB D N	3/24/2016	2/7/2017		0.600%	0.603%	2,600,000	2,586,133.33	8,276.67	2,597,298.17	2,888.17
165691	313385BS4	712	FHLB D N	3/24/2016	2/10/2017		0.650%	0.654%	2,300,000	2,286,586.53	7,931.80	2,297,554.33	3,036.00
165579	313313BW7	712	FFCB D N	3/14/2016	2/14/2017		0.730%	0.735%	2,000,000	1,986,332.78	8,151.67	1,997,808.89	3,324.44
165680	912828B74	712	TREASURY NOTES	3/24/2016	2/15/2017		0.625%	0.638%	7,599,000	7,598,503.16	6,065.78	7,606,371.03	7,867.87
165820	313397BX8	712	FHLMC D N	4/13/2016	2/15/2017		0.480%	0.482%	2,337,000	2,327,402.72	5,328.36	2,334,420.86	1,689.78
166031	313589BX0	712	FNMA D N	5/11/2016	2/15/2017		0.450%	0.452%	3,346,700	3,334,986.55	5,982.23	3,343,006.54	2,037.76
166178	313589BX0	712	FNMA D N	5/26/2016	2/15/2017		0.550%	0.552%	2,008,000	1,999,870.39	3,926.76	2,005,783.95	1,986.80
165392	313313BZ0	712	FFCB D N	2/19/2016	2/17/2017		0.590%	0.594%	2,000,000	1,988,068.89	7,375.00	1,997,760.56	2,316.67
165844	313313CE6	712	FFCB D N	4/15/2016	2/22/2017		0.580%	0.583%	2,500,000	2,487,393.05	6,806.95	2,497,100.00	2,900.00
166213	313589CM3	712	FNMA D N	5/4/2016	3/1/2017		0.490%	0.492%	1,240,000	1,234,919.79	2,531.67	1,238,179.61	728.15
165995	313385CS3	712	FHLB D N	5/5/2016	3/6/2017		0.590%	0.593%	4,143,000	4,122,290.76	10,116.97	4,136,716.45	4,308.72
166100	313589CU5	712	FNMA D N	5/19/2016	3/8/2017		0.580%	0.583%	1,300,000	1,293,863.28	2,827.50	1,298,003.06	1,312.28
166086	313313DB1	712	FFCB D N	5/18/2016	3/15/2017		0.580%	0.583%	2,000,000	1,990,301.11	4,382.22	1,996,791.67	2,108.34
167188	46640PQG1	712	CP - JP MORGAN	9/15/2016	3/16/2017		1.000%	1.005%	4,647,000	4,623,506.83	2,065.33	4,631,143.40	5,571.24
166101	313589DJ9	712	FNMA D N	5/19/2016	3/22/2017		0.590%	0.593%	1,350,000	1,343,207.63	2,986.87	1,347,742.50	1,548.00
166102	313589DR1	712	FNMA D N	5/19/2016	3/29/2017		0.590%	0.593%	1,395,000	1,387,821.18	3,086.44	1,392,572.31	1,664.69
166239	313589DY6	712	FNMA D N	6/2/2016	4/5/2017		0.640%	0.644%	534,500	531,582.82	1,149.77	533,395.37	662.78
166285	313397EF4	712	FHLMC D N	6/9/2016	4/12/2017		0.540%	0.542%	1,309,000	1,302,972.06	2,238.39	1,306,192.92	982.47
166312	313385EN2	712	FHLB D N	6/13/2016	4/19/2017		0.540%	0.543%	1,300,000	1,293,955.00	2,145.00	1,297,111.11	1,011.11
166297	313589EV1	712	FNMA D N	6/10/2016	4/26/2017		0.550%	0.553%	1,250,000	1,243,888.89	2,157.99	1,247,125.00	1,078.12
166298	313589FC2	712	FNMA D N	6/10/2016	5/3/2017		0.590%	0.593%	1,246,000	1,239,322.48	2,307.52	1,243,037.29	1,407.29
166565	313397FC0	712	FHLMC D N	7/13/2016	5/3/2017		0.500%	0.502%	441,500	439,697.21	490.56	440,450.21	262.44
166303	313589FK4	712	FNMA D N	6/10/2016	5/10/2017		0.590%	0.593%	1,230,000	1,223,267.12	2,277.89	1,226,979.67	1,434.66
166344	313397FQ9	712	FHLMC D N	6/15/2016	5/15/2017		0.560%	0.563%	1,340,000	1,333,037.96	2,251.20	1,336,635.11	1,345.95
166345	313589FS7	712	FNMA D N	6/15/2016	5/17/2017		0.570%	0.573%	1,285,000	1,278,163.80	2,197.35	1,281,744.67	1,383.52
166346	313385FZ4	712	FHLB D N	6/15/2016	5/24/2017		0.560%	0.563%	1,917,000	1,906,771.74	3,220.56	1,911,994.50	2,002.20
165139	912828SY7	712	TREASURY NOTES	1/22/2016	5/31/2017		0.625%	0.794%	400	399.33	0.84	400.08	0.75
166347	313397GG0	712	FHLMC D N	6/15/2016	5/31/2017		0.560%	0.563%	1,290,000	1,282,976.67	2,167.20	1,285,837.60	693.73
166348	313589GP2	712	FNMA D N	6/15/2016	6/7/2017		0.630%	0.634%	1,798,000	1,786,767.00	3,398.22	1,792,030.64	1,865.42
166387	313385GP5	712	FHLB D N	6/22/2016	6/7/2017		0.630%	0.634%	500,000	496,937.50	883.75	498,340.00	518.75
166497	313397GP0	712	FHLMC D N	7/6/2016	6/7/2017		0.450%	0.452%	620,000	617,396.00	674.25	617,941.60	(128.65)
166642	313589GW7	712	FNMA D N	7/25/2016	6/14/2017		0.540%	0.543%	2,100,000	2,089,794.00	2,142.00	2,092,832.00	896.00
166684	313589GW7	712	FNMA D N	7/27/2016	6/14/2017		0.540%	0.543%	1,250,000	1,243,962.50	1,237.50	1,245,733.33	533.33
166685	313397HD6	712	FHLMC D N	7/27/2016	6/21/2017		0.550%	0.553%	1,280,000	1,273,566.22	1,290.67	1,275,511.47	654.58
166456	313313HM3	712	FFCB D N	6/30/2016	6/29/2017		0.570%	0.573%	2,000,000	1,988,473.34	2,945.00	1,992,820.00	1,401.66
166477	313385HM1	712	FHLB D N	7/1/2016	6/29/2017		0.550%	0.553%	2,114,000	2,102,276.11	2,971.34	2,106,410.74	1,163.29
166700	313397HT1	712	FHLMC D N	7/28/2016	7/5/2017		0.570%	0.573%	1,230,000	1,223,339.55	1,265.88	1,225,116.90	511.47
166717	313589JA2	712	FNMA D N	7/29/2016	7/12/2017		0.550%	0.553%	1,355,000	1,347,795.92	1,324.89	1,349,485.15	364.34
166897	313397JA0	712	FHLMC D N	8/18/2016	7/12/2017		0.515%	0.517%	2,081,200	2,071,434.55	1,310.00	2,072,729.52	(15.03)
166718	313589JH7	712	FNMA D N	7/29/2016	7/19/2017		0.560%	0.563%	666,000	662,322.20	663.04	663,222.78	237.54
166643	313385JJ6	712	FHLB D N	7/25/2016	7/20/2017		0.630%	0.634%	1,200,000	1,192,440.00	1,428.00	1,194,972.00	1,104.00
166730	313385JQ0	712	FHLB D N	8/1/2016	7/26/2017		0.610%	0.614%	936,000	930,306.26	967.46	931,993.92	720.20
167059	313589JX2	712	FNMA D N	9/6/2016	8/2/2017		0.560%	0.563%	1,506,000	1,498,269.20	585.67	1,498,906.74	51.87
167078	313397KE0	712	FHLMC D N	9/7/2016	8/9/2017		0.565%	0.568%	3,451,200	3,433,000.67	1,299.95	3,434,565.22	264.60
166813	3130A8ZN6	712	FHLB C I	8/15/2016	8/15/2017	11/15/2016	0.750%	0.750%	2,000,000	2,000,000.00	1,916.67	2,000,080.00	80.00
167278	313397KM2	712	FHLMC D N	9/23/2016	8/16/2017		0.540%	0.543%	895,000	890,610.03	107.40	890,587.65	(129.78)
167246	313313LP1	712	FFCB D N	9/21/2016	9/11/2017		0.690%	0.695%	3,633,800	3,609,075.02	696.48	3,613,705.09	3,933.59
167320	313313LP1	712	FFCB D N	9/29/2016	9/11/2017		0.650%	0.654%	3,201,000	3,180,944.85	115.59	3,183,298.47	2,238.03
167221	3130A9K59	712	FHLB - BULLET	9/21/2016	9/21/2017		0.680%	0.690%	1,785,000	1,784,821.50	337.17	1,784,643.00	(178.50)
166766	3133EGGP4	712	FFCB - BULLET	8/4/2016	12/20/2017		0.700%	0.700%	1,275,000	1,276,090.83	2,503.96	1,273,776.00	(1,224.00)
166578	3134G9VV6	712	FHLMC C I	7/14/2016	1/12/2018	10/12/2016	0.850%	0.850%	2,325,000	2,325,109.79	4,336.77	2,323,674.75	(1,325.25)

**MIAMI-DADE COUNTY**  
**REPORT WRITER**  
**AS OF DATE: September 30, 2016**  
**SORTING ORDER: FUND ICC#**

INVTMNT NUMBER	CUSIP NUMBER	FUND NUMBER	DESCRIPTION	PURCHASE SET DATE	MATURITY DATE	CALL DATE	INTEREST RATE	YTM TRADING	SCHEDULED PAR VALUE	CURRENT BOOK VALUE	PERIOD END INTEREST ACRL	MARKET VALUE	UNREALIZED GAIN/LOSS
166655	3130A8SE4	712	FHLB - BULLET	7/26/2016	1/19/2018		0.750%	0.820%	1,000,000	999,115.83	1,500.00	999,500.00	530.00
167324	3133EGUA1	712	FFCB - BULLET	9/29/2016	4/12/2018		0.790%	0.801%	2,400,000	2,400,511.33	1,000.66	2,398,536.00	(1,080.00)
157719	3135G0XD0	712	FNMA C I	5/21/2013	5/21/2018	11/21/2016	1.000%	1.015%	2,400,000	2,399,281.38	8,666.67	2,398,992.00	(289.38)
155955	3135G0XK4	712	FNMA C I	5/30/2013	5/25/2018	11/25/2016	1.050%	1.050%	1,700,000	1,700,000.00	6,247.50	1,699,252.00	(748.00)
165330	3130A77J8	712	FHLB C I	2/25/2016	5/25/2018	11/25/2016	1.050%	1.050%	1,500,000	1,500,000.00	5,512.50	1,500,255.00	255.00
155952	3133834Y4	712	FHLB C I	5/29/2013	5/29/2018	10/6/2016	1.040%	1.040%	1,500,000	1,500,000.00	5,286.67	1,500,000.00	0.00
167109	3130A96A4	712	FHLB C I	9/15/2016	6/15/2018	12/15/2016	1.000%	1.000%	2,700,000	2,700,000.00	1,200.00	2,700,108.00	108.00
166579	3135G0M67	712	FNMA C I	7/25/2016	1/25/2019	1/25/2017	1.000%	1.000%	3,200,000	3,200,000.00	5,866.67	3,195,936.00	(4,064.00)
166409	3136G3TD7	712	FNMA C I	6/28/2016	6/28/2019	12/28/2016	1.200%	1.214%	1,000,000	999,600.00	3,100.00	998,940.00	(660.00)
166410	3136G3TD7	712	FNMA C I	6/28/2016	6/28/2019	12/28/2016	1.200%	1.214%	600,000	599,760.00	1,860.00	599,364.00	(396.00)
166648	3134G9Q75	712	FHLMC C I	7/26/2016	7/26/2019	10/26/2016	1.250%	1.267%	2,459,000	2,457,770.50	5,549.83	2,459,049.18	1,278.68
165410	3136G2ZG5	712	FNMA C I	2/26/2016	8/26/2019	11/26/2016	1.300%	1.300%	2,300,000	2,300,000.00	2,906.94	2,298,850.00	(1,150.00)
166670	3136G3R49	712	FNMA C I	7/27/2016	1/27/2021	1/27/2017	1.500%	1.500%	2,001,000	2,001,000.00	5,336.00	1,998,738.87	(2,261.13)
166580	3136G3A70	712	FNMA C I	7/27/2016	7/27/2021	1/27/2017	1.500%	1.500%	4,800,000	4,800,000.00	12,800.00	4,800,048.00	48.00
166634	3136G3G82	712	FNMA C I	7/27/2016	7/27/2021	1/27/2017	1.550%	1.550%	582,000	582,000.00	1,603.73	580,900.02	(1,099.98)
<b>712 Total</b>									<b>201,780,175</b>	<b>201,103,239.79</b>	<b>403,159.18</b>	<b>201,509,917.31</b>	<b>103,056.04</b>
151207	825252869	713	AIM MONEY MARKET - D	3/1/2012	10/1/2016		0.134%	0.134%	5,463,900	5,463,900.00	-0.02	5,463,900.00	0.00
166992	313384J59	713	FHLB D N	8/31/2016	10/5/2016		0.285%	0.285%	4,548,000	4,546,739.83	1,116.15	4,547,898.93	42.95
167191	38480JK55	713	CP - GRAINGER	9/15/2016	10/5/2016		0.410%	0.410%	22,500	22,494.88	4.10	22,498.83	(0.16)
166951	313384J67	713	FHLB D N	8/25/2016	10/6/2016		0.300%	0.300%	1,100,000	1,099,615.00	339.17	1,099,969.44	15.27
167197	38480JK63	713	CP - GRAINGER	9/16/2016	10/6/2016		0.410%	0.410%	4,400,100	4,399,097.76	751.68	4,399,812.77	(36.67)
166952	313384K40	713	FHLB D N	8/25/2016	10/12/2016		0.290%	0.290%	1,023,000	1,022,604.44	304.91	1,022,937.48	28.13
167182	90328AKC6	713	CP - USAA CAPITAL	9/15/2016	10/12/2016		0.400%	0.400%	4,092,500	4,091,272.25	727.56	4,091,912.27	(87.54)
167222	38480JKC0	713	CP - GRAINGER	9/20/2016	10/12/2016		0.420%	0.420%	2,399,000	2,398,384.26	307.87	2,398,655.48	(36.65)
167244	38480JKD8	713	CP - GRAINGER	9/21/2016	10/13/2016		0.420%	0.420%	729,900	729,712.66	85.15	729,785.65	(12.16)
166716	313384K99	713	FHLB D N	7/29/2016	10/17/2016		0.350%	0.350%	194,000	193,849.11	120.71	193,982.76	12.94
167057	30229AKK4	713	CP - EXXON MOBIL	9/6/2016	10/19/2016		0.480%	0.480%	4,934,400	4,931,570.94	1,644.80	4,933,240.42	24.68
167101	02665JKQ2	713	CP - AMERICAN HONDA	9/8/2016	10/24/2016		0.490%	0.490%	366,500	366,270.53	114.74	366,389.95	4.68
167227	02665JKQ2	713	CP - AMERICAN HON	9/20/2016	10/24/2016		0.450%	0.450%	3,854,000	3,852,362.05	529.93	3,852,842.73	(49.25)
167075	313384M22	713	FHLB D N	9/7/2016	10/26/2016		0.295%	0.295%	1,000,700	1,000,298.19	196.80	1,000,561.01	66.02
167224	36164JKS2	713	CP - G. E. TREASURY	9/20/2016	10/26/2016		0.440%	0.440%	4,500,000	4,498,020.00	605.00	4,498,531.25	(93.75)
167163	36164JL28	713	CP - G.E. TREASURY	9/14/2016	11/2/2016		0.440%	0.440%	3,188,000	3,186,090.74	662.40	3,186,668.12	(85.02)
167103	02665JL40	713	CP - AMERICAN HONDA	9/8/2016	11/4/2016		0.500%	0.500%	1,000,000	999,208.33	319.45	999,556.11	28.33
167262	02665JL40	713	CP - AMERICAN HONDA	9/22/2016	11/4/2016		0.450%	0.450%	1,001,000	1,000,461.96	112.61	1,000,555.67	(18.90)
167275	02665JL73	713	CP - AMERICAN HONDA	9/23/2016	11/7/2016		0.480%	0.480%	2,714,800	2,713,171.12	289.58	2,713,488.60	27.90
167265	89233GL95	713	CP - TOYOTA MOTOR	9/22/2016	11/9/2016		0.540%	0.540%	3,701,300	3,698,635.06	499.68	3,699,412.42	280.68
167317	313384Q69	713	FHLB D N	9/29/2016	11/23/2016		0.260%	0.260%	3,500,000	3,498,609.72	50.56	3,498,969.44	309.16
167311	64105RM56	713	CP - NESTLE FINANCIA	9/29/2016	12/5/2016		0.390%	0.390%	500,000	499,637.08	10.83	499,503.47	(144.44)
167321	64105RM56	713	CP - NESTLE FINANCIA	9/29/2016	12/5/2016		0.380%	0.380%	1,000,000	999,292.78	21.11	999,006.94	(306.95)
166032	313589BX0	713	FNMA D N	5/11/2016	2/15/2017		0.450%	0.452%	507,500	505,723.75	907.16	506,939.92	309.01
167199	46640PQF3	713	CP - JP MORGAN	9/16/2016	3/15/2017		1.000%	1.005%	2,010,500	2,000,447.50	837.71	2,003,681.05	2,395.84
167079	313397KE0	713	FHLMC D N	9/7/2016	8/9/2017		0.565%	0.571%	100	99.47	0.04	99.52	0.01
<b>713 Total</b>									<b>57,751,700</b>	<b>57,717,569.41</b>	<b>10,559.68</b>	<b>57,730,803.23</b>	<b>2,674.11</b>
151208	825252869	714	AIM MONEY MARKET - D	3/1/2012	10/1/2016		0.141%	0.140%	9,309,300	9,309,300.00	43.69	9,309,300.00	0.00
167100	90328AK51	714	CP - USAA CAPITAL	9/8/2016	10/5/2016		0.380%	0.380%	7,024,000	7,021,998.16	1,705.27	7,023,633.19	(70.24)
167192	38480JK55	714	CP - GRAINGER	9/15/2016	10/5/2016		0.410%	0.410%	3,588,500	3,587,682.62	653.90	3,588,312.60	(23.92)
167190	38480JK63	714	CP - GRAINGER	9/15/2016	10/6/2016		0.410%	0.410%	11,284,000	11,281,301.24	2,056.20	11,283,263.41	(94.03)
167183	90328AKC6	714	CP - USAA CAPITAL	9/15/2016	10/12/2016		0.400%	0.400%	8,004,500	8,002,098.65	1,423.02	8,003,350.46	(171.21)
167223	38480JKC0	714	CP - GRAINGER	9/20/2016	10/12/2016		0.420%	0.420%	3,001,000	3,000,229.74	385.13	3,000,569.02	(45.85)
167185	89233GKK1	714	CP - TOYOTA MOTOR	9/15/2016	10/19/2016		0.440%	0.440%	7,000,000	6,997,091.11	1,368.89	6,998,355.00	(105.00)
167259	02665JKL3	714	CP - AMERICAN HONDA	9/22/2016	10/20/2016		0.450%	0.450%	29,169,000	29,158,790.85	3,281.51	29,161,764.47	(307.89)
167322	38480JKL0	714	CP - GRAINGER	9/29/2016	10/20/2016		0.400%	0.400%	4,998,833.33	4,998,833.33	111.11	4,998,759.72	(184.72)
167339	313384L49	714	FHLB D N	9/30/2016	10/20/2016		0.200%	0.200%	7,000,000	6,999,222.22	38.89	6,999,261.11	0.00
167186	89233GKS4	714	CP - TOYOTA MOTOR	9/15/2016	10/26/2016		0.470%	0.470%	3,096,000	3,094,342.78	646.72	3,094,989.50	0.00

**MIAMI-DADE COUNTY**  
**REPORT WRITER**  
**AS OF DATE: September 30, 2016**  
**SORTING ORDER: FUND ICC#**

INVTMNT NUMBER	CUSIP NUMBER	FUND NUMBER	DESCRIPTION	PURCHASE SET DATE	MATURITY DATE	CALL DATE	INTEREST RATE	YTM TRADING	SCHEDULED PAR VALUE	CURRENT BOOK VALUE	PERIOD END INTEREST ACRL	MARKET VALUE	UNREALIZED GAIN/LOSS
167302	313384M22	714	FHLB D N	9/28/2016	10/26/2016		0.220%	0.220%	1,637,000	1,636,719.89	30.01	1,636,772.64	22.74
167260	59087AKT5	714	CP - METLIFE FUND	9/22/2016	10/27/2016		0.440%	0.440%	5,000,000	4,997,861.11	550.00	4,998,302.78	(108.33)
<b>714 Total</b>									<b>100,113,300</b>	<b>100,085,471.70</b>	<b>12,294.34</b>	<b>100,096,633.90</b>	<b>(1,088.45)</b>
153349	316175108	740	FIDELITY GOVT FUND -	9/25/2012	10/1/2016		0.267%	0.267%	11,998,613	11,998,613.31	0.00	11,998,613.31	0.00
164218	313312J35	740	FFCB D N	10/7/2015	10/3/2016		0.360%	0.361%	23,115,000	23,031,323.70	83,214.00	23,114,743.17	205.47
165656	313396J38	740	FHLMC D N	3/22/2016	10/3/2016		0.400%	0.401%	6,013,000	5,999,971.83	12,894.55	6,012,933.19	66.81
165661	313396J38	740	FHLMC D N	3/23/2016	10/3/2016		0.400%	0.401%	6,960,000	6,944,997.33	14,848.00	6,959,922.67	77.34
165768	313396J38	740	FHLMC D N	4/1/2016	10/3/2016		0.430%	0.431%	39,147,000	39,060,496.00	85,568.82	39,146,565.03	500.21
165771	313396J38	740	FHLMC D N	4/4/2016	10/3/2016		0.440%	0.441%	40,000	39,911.02	88.00	39,999.56	0.54
165824	313588J30	740	FNMA D N	4/14/2016	10/3/2016		0.350%	0.351%	27,033,000	26,987,794.82	44,679.54	27,032,699.63	225.27
166087	313384J34	740	FHLB D N	5/19/2016	10/3/2016		0.410%	0.411%	26,115,000	26,074,253.35	40,151.81	26,114,709.83	304.67
166361	313384J34	740	FHLB D N	6/16/2016	10/3/2016		0.350%	0.350%	26,988,000	26,959,400.22	28,075.01	26,987,700.13	224.90
166555	30229AK32	740	CP - EXXON MOBIL	7/14/2016	10/3/2016		0.410%	0.410%	27,869,000	27,843,290.85	25,074.36	27,868,272.31	(92.90)
166765	313384J34	740	FHLB D N	8/4/2016	10/3/2016		0.300%	0.300%	176,000	175,912.00	85.07	175,998.04	0.97
166911	313384J34	740	FHLB D N	8/22/2016	10/3/2016		0.290%	0.290%	2,800,000	2,799,052.67	902.22	2,799,968.89	14.00
167142	313384J34	740	FHLB D N	9/13/2016	10/3/2016		0.260%	0.260%	7,960,000	7,958,850.22	1,034.80	7,959,911.56	26.54
167176	30229AK32	740	CP - EXXON MOBIL	9/15/2016	10/3/2016		0.450%	0.450%	6,965,000	6,963,432.88	1,393.00	6,964,818.14	(7.74)
167330	313588J30	740	FNMA D N	9/30/2016	10/3/2016		0.160%	0.160%	8,000,000	7,999,893.33	35.56	7,999,911.11	(17.78)
<b>740 Total</b>									<b>221,179,613</b>	<b>220,837,193.53</b>	<b>338,044.74</b>	<b>221,176,766.57</b>	<b>1,528.30</b>
152295	316175108	741	FIDELITY GOVT FUND -	6/22/2012	10/1/2016		0.257%	0.257%	37,005	37,005.06	-4.21	37,005.06	0.00
161593	3133EFA3	741	FFCB - BULLET	12/19/2014	12/15/2016		0.720%	0.745%	3,500,000	3,499,561.90	7,420.00	3,502,905.00	3,343.10
165750	313385BS4	741	FHLB D N	3/31/2016	2/10/2017		0.650%	0.654%	160,000	159,087.11	531.56	159,829.87	211.20
166271	313589BS1	741	FNMA D N	6/8/2016	2/10/2017		0.490%	0.492%	331,000	329,887.20	518.11	330,648.04	242.73
165823	3134G8Y78	741	FHLMC STEP UP	4/28/2016	4/28/2017	10/28/2016	1.000%	1.000%	1,500,000	1,500,000.00	6,375.00	1,500,045.00	45.00
167060	313397KK6	741	FHLMC D N	9/6/2016	8/14/2017		0.580%	0.583%	1,494,000	1,485,768.06	601.75	1,486,679.40	309.59
161588	3134G3G46	741	FHLMC C I	12/18/2014	9/12/2017	10/6/2016	1.000%	1.040%	3,000,000	2,998,819.46	1,583.33	3,001,860.00	3,040.54
154392	3133ECA95	741	FFCB C I	12/28/2012	9/18/2017	10/6/2016	0.790%	0.833%	4,162,000	4,160,243.51	1,187.33	4,162,041.62	1,798.11
161592	3130A3HF4	741	FHLB - BULLET	12/19/2014	12/8/2017		1.125%	1.167%	1,080,000	1,079,335.73	3,813.75	1,084,935.60	5,599.87
155201	3133ECHS6	741	FFCB C I	3/12/2013	3/12/2018	10/6/2016	1.030%	1.071%	2,577,000	2,575,461.70	1,400.89	2,576,407.29	945.59
155559	3134G42G2	741	FHLMC C I	4/30/2013	4/30/2018	10/30/2016	1.050%	1.052%	3,500,000	3,499,860.27	15,414.58	3,500,035.00	174.73
164446	3134G7T68	741	FHLMC C I	10/29/2015	7/27/2018	10/27/2016	1.000%	1.046%	1,709,000	1,707,445.78	3,038.22	1,708,179.68	733.90
166927	3134GAEG5	741	FHLMC STEP UP	8/24/2016	8/24/2018	2/24/2017	1.250%	1.250%	1,575,000	1,575,000.00	2,023.44	1,574,543.25	(456.75)
165381	3136G2ZF7	741	FNMA C I	2/26/2016	2/26/2019	11/26/2016	1.200%	1.200%	3,015,000	3,015,000.00	3,517.50	3,015,663.30	663.30
166412	3135G0K93	741	FNMA C I	6/28/2016	6/28/2019	12/28/2016	1.250%	1.250%	4,900,000	4,900,000.00	15,822.92	4,900,098.00	98.00
165454	3136G3BF1	741	FNMA C I	2/26/2016	8/26/2019	11/26/2016	1.350%	1.350%	4,500,000	4,500,000.00	5,906.25	4,500,135.00	135.00
164445	3136G2RQ2	741	FNMA C I	10/29/2015	10/29/2019	10/29/2016	1.400%	1.400%	3,300,000	3,300,000.00	19,506.67	3,300,264.00	264.00
166187	3136G3RC1	741	FNMA C I	5/27/2016	11/25/2019	11/25/2016	1.400%	1.400%	4,200,000	4,200,000.00	20,253.33	4,200,756.00	756.00
166448	3136G3WR2	741	FNMA C I	6/30/2016	12/30/2019	6/30/2017	1.000%	1.000%	5,300,000	5,300,000.00	13,397.22	5,274,666.00	(25,334.00)
166710	3136G3E27	741	FNMA C I	7/29/2016	1/28/2020	7/28/2017	1.100%	1.137%	3,500,000	3,495,731.94	6,737.50	3,484,215.00	(11,410.00)
166362	3136G3TH8	741	FNMA C I	6/27/2016	3/27/2020	12/27/2016	1.300%	1.300%	4,800,000	4,800,000.00	693.33	4,800,960.00	960.00
166259	3136G3R20	741	FNMA C I	6/23/2016	6/23/2020	12/23/2016	1.500%	1.500%	3,000,000	3,000,000.00	12,250.00	3,000,570.00	570.00
165419	3130A7CT0	741	FHLB C I	2/26/2016	8/26/2020	11/26/2016	1.560%	1.560%	3,600,000	3,600,000.00	5,460.00	3,600,180.00	180.00
166964	3136G35C5	741	FNMA C I	8/30/2016	8/28/2020	2/28/2017	1.400%	1.400%	5,315,000	5,315,000.00	6,407.53	5,306,177.10	(8,822.90)
167063	3136G36B6	741	FNMA C I	9/15/2016	9/15/2020	3/15/2017	1.450%	1.450%	2,735,000	2,735,000.00	1,762.56	2,735,300.85	300.85
166446	3136G3WY7	741	FNMA C I	6/30/2016	9/30/2020	12/30/2016	1.270%	1.270%	7,665,000	7,665,000.00	270.40	7,614,411.00	(50,589.00)
166550	3130A8MP5	741	FHLB C I	7/13/2016	10/13/2020	10/13/2016	1.375%	1.375%	4,800,000	4,800,000.00	14,300.00	4,790,832.00	(9,168.00)
166664	3136G3C29	741	FNMA C I	7/29/2016	10/27/2020	1/27/2017	1.350%	1.368%	6,000,000	5,995,950.00	14,400.00	5,977,800.00	(17,700.00)
165299	3130A7BT1	741	FHLB C I	2/26/2016	2/26/2021	11/26/2016	1.730%	1.730%	3,880,000	3,880,000.00	6,525.94	3,882,483.20	2,483.20
165865	3135G0J87	741	FNMA C I	4/28/2016	4/28/2021	10/28/2016	1.650%	1.654%	3,200,000	3,199,360.00	22,440.00	3,200,448.00	1,088.00
166005	3135G0J87	741	FNMA C I	5/9/2016	4/28/2021	10/28/2016	1.650%	1.656%	3,515,000	3,515,717.65	24,648.94	3,515,492.10	1,546.60
166126	3136G3QU2	741	FNMA C I	5/25/2016	5/25/2021	11/25/2016	1.750%	1.750%	6,000,000	6,000,000.00	36,750.00	6,008,400.00	8,400.00
166141	3134G9NC7	741	FHLMC C I	5/26/2016	5/26/2021	11/26/2016	1.700%	1.710%	5,600,000	5,597,200.00	33,055.56	5,596,192.00	(1,008.00)
166212	3136G3RT4	741	FNMA C I	6/7/2016	6/7/2021	12/7/2016	1.800%	1.800%	4,500,000	4,500,000.00	25,650.00	4,506,975.00	6,975.00
166447	3136G3SJ5	741	FNMA C I	6/30/2016	6/30/2021	12/30/2016	1.500%	1.500%	3,555,000	3,555,000.00	13,479.38	3,541,810.95	(13,189.05)

**MIAMI-DADE COUNTY**  
**REPORT WRITER**  
**AS OF DATE: September 30, 2016**  
**SORTING ORDER: FUND ICC#**

INVTMNT NUMBER	CUSIP NUMBER	FUND NUMBER	DESCRIPTION	PURCHASE SET DATE	MATURITY DATE	CALL DATE	INTEREST RATE	YTM TRADING	SCHEDULED PAR VALUE	CURRENT BOOK VALUE	PERIOD END INTEREST ACRL	MARKET VALUE	UNREALIZED GAIN/LOSS
166658	3136G3T21	741	FNMA C I	7/29/2016	7/27/2021	1/27/2017	1.600%	1.600%	7,500,000	7,500,666.67	21,333.34	7,494,600.00	(5,400.00)
166553	3136G3XZ3	741	FNMA C I	7/28/2016	7/28/2021	10/28/2016	1.500%	1.500%	6,000,000	6,000,000.00	15,750.00	5,971,620.00	(28,380.00)
166588	3136G3C78	741	FNMA C I	7/28/2016	7/28/2021	10/28/2016	1.550%	1.550%	5,500,000	5,500,000.00	14,918.75	5,465,735.00	(34,265.00)
166649	3136G3J30	741	FNMA C I	7/28/2016	7/28/2021	10/28/2016	1.600%	1.600%	5,800,000	5,800,000.00	16,240.00	5,792,518.00	(7,482.00)
166788	3136G3W35	741	FNMA C I	8/17/2016	8/17/2021	2/17/2017	1.550%	1.550%	3,038,000	3,038,000.00	5,755.32	3,032,106.28	(5,893.72)
166928	3136G3X83	741	FNMA C I	8/24/2016	8/24/2021	2/24/2017	1.550%	1.550%	4,300,000	4,300,000.00	6,850.14	4,299,957.00	(43.00)
166963	3136G34M4	741	FNMA C I	8/26/2016	8/24/2021	2/24/2017	1.550%	1.550%	6,495,000	6,495,559.29	10,346.89	6,495,779.40	779.40
167209	3136G35Q4	741	FNMA C I	9/21/2016	9/15/2021	3/15/2017	1.550%	1.550%	8,410,000	8,412,172.58	5,793.55	8,410,588.70	588.70
167331	3136G4DJ9	741	FNMA C I	9/30/2016	9/30/2021	3/30/2017	1.510%	1.510%	3,500,000	3,500,000.00	146.81	3,495,660.00	(4,340.00)
<b>741 Total</b>									<b>172,048,005</b>	<b>172,022,833.91</b>	<b>444,273.58</b>	<b>171,837,508.69</b>	<b>(181,249.01)</b>
164540	316175108	742	FIDELITY GOVT FUND -	11/9/2015	10/1/2016		0.001%	0.001%	0	0.00	-0.14	0.00	0.00
167301	3134GAMD3	742	FHLMC C I	9/28/2016	9/28/2018	3/28/2017	1.050%	1.050%	53,000	53,000.00	4.64	52,956.01	(43.99)
<b>742 Total</b>									<b>53,000</b>	<b>53,000.00</b>	<b>4.50</b>	<b>52,956.01</b>	<b>(43.99)</b>
151209	825252869	756	AIM MONEY MARKET - D	3/1/2012	10/1/2016		0.010%	0.010%	0	0.00	0.00	0.00	0.00
167145	89233GKJ4	756	CP - TOYOTA MOTOR	9/13/2016	10/18/2016		0.440%	0.440%	436,700	436,513.19	96.07	436,603.08	(6.18)
<b>756 Total</b>									<b>436,700</b>	<b>436,513.19</b>	<b>96.07</b>	<b>436,603.08</b>	<b>(6.18)</b>
151210	825252869	760	AIM MONEY MARKET - D	3/1/2012	10/1/2016		0.130%	0.130%	10,001,000	10,001,000.00	-0.02	10,001,000.00	0.00
164199	313312J35	760	FFCB D N	10/5/2015	10/3/2016		0.360%	0.361%	515,000	513,125.40	1,864.30	514,994.28	4.58
164213	313312J35	760	FFCB D N	10/6/2015	10/3/2016		0.360%	0.361%	2,613,000	2,603,514.81	9,432.93	2,612,970.97	23.23
164223	313312J35	760	FFCB D N	10/7/2015	10/3/2016		0.360%	0.361%	8,000,000	7,971,040.00	28,800.00	7,999,911.11	71.11
164251	313312J35	760	FFCB D N	10/9/2015	10/3/2016		0.360%	0.361%	1,041,000	1,037,252.40	3,726.78	1,040,988.43	9.25
164271	313312J35	760	FFCB D N	10/14/2015	10/3/2016		0.360%	0.361%	1,730,000	1,723,858.50	6,106.90	1,729,980.78	15.38
166349	313384J34	760	FHLB D N	6/15/2016	10/3/2016		0.350%	0.350%	3,224,000	3,220,552.11	3,385.20	3,223,964.18	26.87
167189	30229AK32	760	CP - EXXON MOBIL	9/15/2016	10/3/2016		0.450%	0.450%	5,735,000	5,733,709.63	1,147.00	5,734,850.25	(6.38)
165981	313588J48	760	FNMA D N	5/4/2016	10/4/2016		0.330%	0.330%	13,000	12,981.77	17.87	12,999.78	0.14
165010	313396J53	760	FHLMC D N	1/4/2016	10/5/2016		0.575%	0.578%	456,000	453,997.08	1,973.79	455,989.87	19.00
165756	313396J53	760	FHLMC D N	3/31/2016	10/5/2016		0.410%	0.411%	450,000	449,036.50	943.00	449,990.00	10.50
165790	313384J59	760	FHLB D N	4/7/2016	10/5/2016		0.430%	0.431%	4,989,700	4,978,912.55	10,549.05	4,989,589.12	127.52
166455	313384J59	760	FHLB D N	6/30/2016	10/5/2016		0.350%	0.350%	1,848,000	1,846,257.23	1,670.90	1,847,958.93	30.80
166641	313384J59	760	FHLB D N	7/25/2016	10/5/2016		0.320%	0.320%	3,139,000	3,136,991.04	1,897.35	3,138,930.24	41.85
166699	313384J59	760	FHLB D N	7/28/2016	10/5/2016		0.320%	0.320%	794,000	793,513.02	458.75	793,982.36	10.59
166758	313384J59	760	FHLB D N	8/3/2016	10/5/2016		0.300%	0.300%	4,518,000	4,515,628.05	2,221.35	4,517,899.60	50.20
166687	313396J61	760	FHLMC D N	7/27/2016	10/6/2016		0.340%	0.340%	1,476,000	1,475,010.26	920.04	1,475,959.00	28.70
167198	38480JK63	760	CP - GRAINGER	9/16/2016	10/6/2016		0.410%	0.410%	4,315,900	4,314,916.93	737.30	4,315,618.27	(35.96)
164245	313312J76	760	FFCB D N	10/8/2015	10/7/2016		0.370%	0.371%	5,000,000	4,981,243.06	18,448.61	4,999,833.33	141.66
164246	313312J76	760	FFCB D N	10/8/2015	10/7/2016		0.370%	0.371%	5,000,000	4,981,243.06	18,448.61	4,999,833.33	141.66
164329	313312J76	760	FFCB D N	10/16/2015	10/7/2016		0.360%	0.361%	1,500,000	1,494,645.00	5,265.00	1,499,950.00	40.00
164719	313588K38	760	FNMA D N	11/30/2015	10/11/2016		0.500%	0.502%	35,500	35,344.19	150.88	35,498.03	2.96
165783	313396L35	760	FHLMC D N	4/6/2016	10/19/2016		0.380%	0.381%	333,000	332,311.06	625.67	332,966.70	29.97
167340	38480JKR7	760	CP - GRAINGER	9/30/2016	10/25/2016		0.410%	0.410%	10,000,000	9,997,152.78	113.89	9,996,866.67	(400.00)
164495	313312N22	760	FFCB D N	11/4/2015	11/3/2016		0.490%	0.492%	540,000	537,317.25	2,440.20	539,901.00	143.55
162728	3133EEG20	760	FFCB - BULLET	5/4/2015	11/4/2016		0.480%	0.524%	3,000,000	2,999,341.20	5,880.00	3,000,420.00	1,078.80
162800	3133EEG20	760	FFCB - BULLET	5/12/2015	11/4/2016		0.480%	0.588%	2,500,000	2,498,666.33	4,900.00	2,500,350.00	1,683.67
167319	89233GN36	760	CP - TOYOTA MOTOR	9/29/2016	1/3/2017		0.620%	0.621%	5,000,000	4,991,733.33	172.22	4,991,122.22	(783.33)
167053	64105RN97	760	CP - NESTLE FINANCA	9/6/2016	1/9/2017		0.660%	0.662%	926,700	924,576.31	424.74	924,949.57	(51.48)
165723	313397AL5	760	FHLMC D N	3/29/2016	1/11/2017		0.500%	0.502%	10,500	10,458.00	27.13	10,491.67	6.54
165891	313397AL5	760	FHLMC D N	4/21/2016	1/11/2017		0.435%	0.436%	120,000	119,615.75	236.35	119,904.80	52.70
166867	313397AU5	760	FHLMC D N	8/15/2016	1/19/2017		0.385%	0.386%	5,291,000	5,282,116.26	2,659.46	5,286,473.26	1,697.54
165391	313313BZ0	760	FFCB D N	2/19/2016	2/17/2017		0.590%	0.594%	4,000,000	3,976,137.78	14,750.00	3,995,521.11	4,633.33
166889	46640PPH0	760	CP - JP MORGAN	8/17/2016	2/17/2017		0.920%	0.924%	4,018,000	3,999,106.47	4,620.70	4,006,519.68	2,792.51
167200	46640PQF3	760	CP - JP MORGAN	9/16/2016	3/15/2017		1.000%	1.005%	5,065,700	5,040,371.50	2,110.71	5,048,518.83	6,036.62
166400	313313DK1	760	FFCB D N	6/23/2016	3/23/2017		0.570%	0.572%	2,403,000	2,392,613.03	3,804.75	2,398,958.29	2,540.51
167277	46640PQQ9	760	CP - JP MORGAN	9/23/2016	3/24/2017		1.000%	1.005%	2,637,000	2,623,668.50	586.00	2,627,568.33	3,313.83
164391	3133EFLM7	760	FFCB - BULLET	10/27/2015	3/27/2017		0.520%	0.535%	5,000,000	4,999,634.43	288.89	5,000,050.00	415.57



**MIAMI-DADE COUNTY**  
**REPORT WRITER**  
**AS OF DATE: September 30, 2016**  
**SORTING ORDER: FUND ICC#**

INVTMNT NUMBER	CUSIP NUMBER	FUND NUMBER	DESCRIPTION	PURCHASE SET DATE	MATURITY DATE	CALL DATE	INTEREST RATE	YTM TRADING	SCHEDULED PAR VALUE	CURRENT BOOK VALUE	PERIOD END INTEREST ACRL	MARKET VALUE	UNREALIZED GAIN/LOSS
166243	313589DY6	760	FNMA D N	6/2/2016	4/5/2017		0.640%	0.644%	115,500	114,869.63	248.45	115,261.30	143.22
164387	3133EFKR7	760	FFCB - BULLET	10/22/2015	4/21/2017		0.500%	0.554%	5,000,000	4,997,338.21	11,111.11	4,997,750.00	411.79
165140	912828SY7	760	TREASURY NOTES	1/22/2016	5/31/2017		0.625%	0.793%	921,600	920,064.58	1,935.74	921,784.32	1,719.74
165997	3130A7Z99	760	FHLB C I	5/11/2016	6/5/2017	12/5/2016	0.700%	0.700%	5,535,000	5,535,000.00	15,067.50	5,535,608.85	608.85
166407	313313HF8	760	FFCB D N	6/24/2016	6/23/2017		0.580%	0.583%	3,000,000	2,982,406.67	4,785.00	2,989,400.00	2,208.33
165518	3133EFK30	760	FFCB - BULLET	3/11/2016	7/7/2017		0.770%	0.827%	3,920,000	3,917,784.35	7,042.94	3,924,586.40	6,802.05
166596	313589JA2	760	FNMA D N	7/18/2016	7/12/2017		0.570%	0.573%	562,900	559,700.38	668.44	560,609.00	240.18
164395	3134G7W72	760	FHLMC C I	10/28/2015	7/28/2017	10/28/2016	0.700%	0.700%	2,500,000	2,500,000.00	3,062.50	2,500,625.00	625.00
165098	912828D49	760	TREASURY NOTES	1/15/2016	8/15/2017		0.875%	0.900%	2,600,000	2,599,360.41	2,905.57	2,605,070.00	5,709.59
164459	3134G74N8	760	FHLMC C I	11/18/2015	8/18/2017	11/18/2016	0.700%	0.700%	2,300,000	2,300,000.00	1,923.06	2,300,023.00	23.00
164474	3134G74N8	760	FHLMC C I	11/18/2015	8/18/2017	11/18/2016	0.700%	0.700%	2,900,000	2,900,000.00	2,424.72	2,900,029.00	29.00
164508	3134G82K4	760	FHLMC C I	11/25/2015	8/25/2017	11/25/2016	0.800%	0.843%	1,000,000	999,572.77	800.00	999,870.00	297.23
165331	3134G8L49	760	FHLMC C I	2/25/2016	8/25/2017	11/25/2016	0.800%	0.800%	3,842,000	3,842,000.00	3,073.60	3,839,925.32	(2,074.68)
165409	3134G8L49	760	FHLMC C I	2/25/2016	8/25/2017	11/25/2016	0.800%	0.800%	1,530,000	1,530,000.00	1,224.00	1,529,173.80	(826.20)
167093	313385LD6	760	FHLB D N	9/8/2016	9/1/2017		0.680%	0.685%	2,500,000	2,483,094.44	1,086.11	2,486,600.00	2,419.45
164593	313380EC7	760	FHLB - BULLET	11/16/2015	9/8/2017		0.750%	0.836%	1,520,000	1,518,712.91	728.33	1,519,969.60	1,256.69
167106	3130A9F22	760	FHLB - BULLET	9/12/2016	9/12/2017		0.625%	0.640%	5,700,000	5,699,145.00	1,880.21	5,699,772.00	627.00
165555	3134G8NM7	760	FHLMC C I	3/29/2016	9/29/2017	12/29/2016	0.850%	0.850%	4,000,000	4,000,000.00	188.89	4,001,800.00	1,800.00
164602	3135G0RT2	760	FNMA - BULLET	11/17/2015	12/20/2017		0.875%	0.940%	2,928,000	2,925,169.92	7,187.83	2,932,362.72	7,192.80
166767	3133EGGP4	760	FFCB - BULLET	8/4/2016	12/20/2017		0.700%	0.700%	808,500	809,191.72	1,587.81	807,723.84	(776.16)
166411	3134G9WU7	760	FHLMC C I	6/28/2016	12/28/2017	12/28/2016	0.800%	0.800%	2,700,000	2,700,000.00	5,580.00	2,700,000.00	0.00
166743	3130A8SE4	760	FHLB - BULLET	8/3/2016	1/19/2018		0.750%	0.757%	2,000,000	2,000,383.33	3,000.00	1,999,000.00	(800.00)
167004	3133EGNT8	760	FFCB - BULLET	9/1/2016	1/26/2018		0.760%	0.820%	2,200,000	2,199,777.56	3,018.89	2,198,856.00	704.00
155928	3133ECNZ3	760	FFCB C I	5/13/2013	2/9/2018	10/6/2016	0.840%	0.885%	2,300,000	2,298,472.68	2,790.67	2,300,000.00	1,527.32
166545	3133EGKQ7	760	FFCB - BULLET	7/13/2016	4/6/2018		0.700%	0.720%	2,500,000	2,499,465.28	4,131.95	2,494,975.00	(4,150.00)
167089	3137EAEA3	760	FHLMC - BULLET	9/8/2016	4/9/2018		0.750%	0.760%	4,000,000	4,011,943.33	14,500.00	3,996,400.00	(2,960.00)
167325	3133EGUA1	760	FFCB - BULLET	9/29/2016	4/12/2018		0.790%	0.801%	2,600,000	2,600,553.95	1,084.06	2,598,414.00	(1,170.00)
155951	3135G0XG3	760	FNMA C I	5/21/2013	5/21/2018	11/21/2016	1.000%	1.033%	1,900,000	1,898,786.34	6,861.11	1,900,057.00	1,270.66
155953	3133834Y4	760	FHLB C I	5/29/2013	5/29/2018	10/6/2016	1.040%	1.040%	1,800,000	1,800,000.00	6,344.00	1,800,000.00	0.00
167110	3130A96A4	760	FHLB C I	9/15/2016	6/15/2018	12/15/2016	1.000%	1.000%	2,900,000	2,900,000.00	1,288.89	2,900,116.00	116.00
167323	3133EGJS5	760	FFCB - BULLET	9/29/2016	7/5/2018		0.700%	0.826%	4,400,000	4,397,506.67	7,357.78	4,386,052.00	(4,268.00)
164390	3134G73Q2	760	FHLMC C I	10/27/2015	7/27/2018	10/27/2016	1.000%	1.000%	2,000,000	2,000,000.00	3,555.56	1,998,680.00	(1,320.00)
167027	3133EGPL3	760	FFCB - BULLET	9/2/2016	7/27/2018		0.830%	0.936%	4,000,000	3,995,227.78	5,902.22	3,995,920.00	3,920.00
167326	3130A9JM4	760	FHLB - BULLET	9/29/2016	9/19/2018		0.850%	0.863%	2,964,700	2,964,629.18	840.00	2,961,231.30	(2,697.88)
166035	3130A7S71	760	FHLB C I	5/11/2016	10/26/2018	10/26/2016	1.000%	1.004%	2,400,000	2,400,760.00	10,333.33	2,399,832.00	72.00
166657	3135G0M67	760	FNMA C I	7/26/2016	1/25/2019	1/25/2017	1.000%	1.051%	2,000,000	1,997,555.56	3,666.67	1,997,460.00	(40.00)
166188	3136G3NZ4	760	FNMA C I	5/27/2016	5/29/2020	11/29/2016	1.500%	1.500%	3,116,000	3,116,000.00	16,099.33	3,116,716.68	716.68
<b>760 Total</b>									<b>216,203,200</b>	<b>215,913,065.22</b>	<b>327,092.57</b>	<b>216,084,928.12</b>	<b>43,301.65</b>
151211	825252869	778	AIM MONEY MARKET - D	3/1/2012	10/1/2016		0.020%	0.020%	0	0.00	0.00	0.00	0.00
<b>778 Total</b>									<b>0</b>	<b>0.00</b>	<b>0.00</b>	<b>0.00</b>	<b>0.00</b>
151212	825252869	779	AIM MONEY MARKET - D	3/1/2012	10/1/2016		0.145%	0.145%	67,600	67,600.00	0.00	67,600.00	0.00
165791	313384J59	779	FHLB D N	4/7/2016	10/5/2016		0.430%	0.431%	10,300	10,277.73	21.78	10,299.77	0.26
166688	313396J61	779	FHLMC D N	7/27/2016	10/6/2016		0.340%	0.340%	24,000	23,983.91	14.96	23,999.33	0.46
164720	313588K38	779	FNMA D N	11/30/2015	10/11/2016		0.500%	0.502%	77,500	77,159.86	329.38	77,495.69	6.45
165550	3130A3CW2	779	FHLB - BULLET	3/9/2016	10/17/2016		0.500%	0.583%	495,000	494,797.09	1,127.50	495,049.50	252.41
167102	02665JKQ2	779	CP - AMERICAN HONDA	9/8/2016	10/24/2016		0.490%	0.490%	1,383,500	1,382,633.78	433.11	1,383,084.57	17.68
165941	313588M28	779	FNMA D N	4/28/2016	10/26/2016		0.400%	0.401%	816,000	814,358.93	1,414.40	815,886.67	113.34
165819	313396M91	779	FHLMC D N	4/13/2016	11/2/2016		0.365%	0.366%	788,000	786,378.14	1,366.20	787,859.91	115.57
165839	313384N88	779	FHLB D N	4/14/2016	11/9/2016		0.430%	0.431%	1,358,000	1,354,609.90	2,757.50	1,357,705.77	338.37
167266	89233GL95	779	CP - TOYOTA MOTOR	9/22/2016	11/9/2016		0.540%	0.540%	129,300	129,206.90	17.46	129,234.16	9.80
166020	313396P72	779	FHLMC D N	5/10/2016	11/16/2016		0.370%	0.371%	327,000	326,361.44	483.96	326,916.43	71.03
165493	3130A3J70	779	FHLB - BULLET	3/2/2016	11/23/2016		0.625%	0.625%	619,600	619,600.00	1,376.89	619,885.02	285.02
166350	313396Q63	779	FHLMC D N	6/15/2016	11/23/2016		0.425%	0.426%	575,000	573,907.10	733.13	574,830.69	190.46
167312	64105RM56	779	CP - NESTLE FINANCA	9/29/2016	12/5/2016		0.390%	0.390%	1,500,000	1,498,911.25	32.50	1,498,510.42	(433.33)

**MIAMI-DADE COUNTY**  
**REPORT WRITER**  
**AS OF DATE: September 30, 2016**  
**SORTING ORDER: FUND ICC#**

INVTMNT NUMBER	CUSIP NUMBER	FUND NUMBER	DESCRIPTION	PURCHASE SET DATE	MATURITY DATE	CALL DATE	INTEREST RATE	YTM TRADING	SCHEDULED PAR VALUE	CURRENT BOOK VALUE	PERIOD END INTEREST ACRL	MARKET VALUE	UNREALIZED GAIN/LOSS
166386	313396S46	779	FHLMC D N	6/22/2016	12/7/2016		0.410%	0.411%	500,000	499,043.33	575.14	499,776.67	158.20
166496	313396T37	779	FHLMC D N	7/6/2016	12/14/2016		0.360%	0.361%	2,504,000	2,499,968.56	2,178.48	2,502,764.69	617.65
165472	313588T88	779	FNMA D N	2/29/2016	12/19/2016		0.490%	0.492%	12,000	11,951.98	35.12	11,993.68	6.58
165707	313312U24	779	FFCB D N	3/28/2016	12/21/2016		0.650%	0.653%	2,401,000	2,389,381.83	8,106.71	2,399,703.46	2,214.92
166686	313384U98	779	FHLB D N	7/27/2016	12/28/2016		0.400%	0.401%	602,000	600,969.91	441.47	601,646.83	235.45
166422	313397AD3	779	FHLMC D N	6/27/2016	1/4/2017		0.350%	0.351%	1,032,000	1,030,083.63	963.20	1,031,237.47	190.64
167054	64105RN97	779	CP - NESTLE FINANCIA	9/6/2016	1/9/2017		0.660%	0.662%	2,573,300	2,567,402.85	1,179.43	2,568,439.32	(142.96)
167152	89233GNH5	779	CP - TOYOTA MOTOR	9/13/2016	1/17/2017		0.910%	0.913%	1,000,000	996,815.00	455.00	997,960.00	690.00
165871	3130A7T62	779	FHLB - BULLET	4/20/2016	1/18/2017		0.550%	0.550%	1,241,700	1,241,737.94	3,092.18	1,242,134.60	434.60
165894	313385AU0	779	FHLB D N	4/22/2016	1/19/2017		0.540%	0.542%	427,000	425,257.84	1,037.61	426,634.68	339.23
166399	313397BA8	779	FHLMC D N	6/23/2016	1/25/2017		0.420%	0.421%	1,928,000	1,923,141.44	2,249.33	1,926,260.52	869.75
167012	313313BH0	779	FFCB D N	9/1/2016	2/1/2017		0.450%	0.451%	200,000	199,617.50	75.00	199,801.83	109.33
167013	313589BQ5	779	FNMA D N	9/1/2016	2/8/2017		0.430%	0.431%	1,212,000	1,209,683.73	434.30	1,210,730.77	612.74
166868	46640PPD9	779	CP - JP MORGAN	8/15/2016	2/13/2017		0.920%	0.924%	1,712,000	1,704,037.30	2,056.30	1,707,249.20	1,155.60
165125	912828B74	779	TREASURY NOTES	1/21/2016	2/15/2017		0.625%	0.654%	1,747,000	1,746,744.48	1,394.50	1,748,694.59	1,950.11
166033	313589BX0	779	FNMA D N	5/11/2016	2/15/2017		0.450%	0.452%	50,800	50,622.20	90.81	50,743.94	30.93
166113	313589CM3	779	FNMA D N	5/20/2016	3/1/2017		0.580%	0.583%	707,000	703,753.69	1,526.34	705,962.08	682.05
166440	313397CM1	779	FHLMC D N	6/29/2016	3/1/2017		0.420%	0.421%	2,516,000	2,508,808.43	2,759.21	2,512,306.37	738.73
167201	46640PQF3	779	CP - JP MORGAN	9/16/2016	3/15/2017		1.000%	1.005%	578,800	575,906.00	241.17	576,836.90	689.73
166072	313589DH3	779	FNMA D N	5/17/2016	3/21/2017		0.500%	0.502%	2,054,000	2,045,213.44	3,908.31	2,050,585.23	1,463.48
166238	313589DY6	779	FNMA D N	6/2/2016	4/5/2017		0.640%	0.644%	400,000	397,816.89	860.44	399,173.33	496.00
166209	313385ET9	779	FHLB D N	5/31/2016	4/24/2017		0.700%	0.704%	81,200	80,682.12	194.21	81,015.04	138.71
166566	313397FC0	779	FHLMC D N	7/13/2016	5/3/2017		0.500%	0.502%	1,586,500	1,580,021.79	1,762.78	1,582,727.66	943.09
166240	3130A8CP6	779	FHLB - BULLET	6/2/2016	6/1/2017		0.750%	0.770%	1,600,000	1,599,713.33	4,000.00	1,602,000.00	2,320.00
166519	313313HU5	779	FFCB D N	7/7/2016	7/6/2017		0.540%	0.543%	1,200,000	1,193,448.00	1,548.00	1,195,212.00	216.00
166597	313589JA2	779	FNMA D N	7/18/2016	7/12/2017		0.570%	0.573%	89,100	88,593.54	105.81	88,737.36	38.01
166898	313397JA0	779	FHLMC D N	8/18/2016	7/12/2017		0.515%	0.517%	495,800	493,473.60	312.08	493,782.09	(3.59)
167080	313397KE0	779	FHLMC D N	9/7/2016	8/9/2017		0.565%	0.568%	1,922,300	1,912,163.07	724.07	1,913,034.51	147.37
166814	3130A8ZN6	779	FHLB C I	8/15/2016	8/15/2017	11/15/2016	0.750%	0.750%	1,550,000	1,550,000.00	1,485.42	1,550,062.00	62.00
164509	3134G82K4	779	FHLMC C I	11/25/2015	8/25/2017	11/25/2016	0.800%	0.843%	500,000	499,786.39	400.00	499,935.00	148.61
167247	313313LP1	779	FFCB D N	9/21/2016	9/11/2017		0.690%	0.695%	79,300	78,760.43	15.20	78,861.47	85.84
165773	3134G7U25	779	FHLMC C I	4/4/2016	10/27/2017	10/27/2016	0.800%	0.848%	1,000,000	999,281.52	3,422.22	999,650.00	368.48
166768	3133EGGP4	779	FFCB - BULLET	8/4/2016	12/20/2017		0.700%	0.700%	261,500	261,723.73	513.56	261,248.96	(251.04)
167327	3130A9JM4	779	FHLB - BULLET	9/29/2016	9/19/2018		0.850%	0.863%	2,435,300	2,435,241.82	690.00	2,432,450.70	(2,216.12)
166647	3134G9Q75	779	FHLMC C I	7/26/2016	7/26/2019	10/26/2016	1.250%	1.267%	601,000	600,699.50	1,356.42	601,012.02	312.52
165411	3136G2ZG5	779	FNMA C I	2/26/2016	8/26/2019	11/26/2016	1.300%	1.300%	2,700,000	2,700,000.00	3,412.50	2,698,650.00	(1,350.00)
166671	3136G3R49	779	FNMA C I	7/27/2016	1/27/2021	1/27/2017	1.500%	1.500%	1,499,000	1,499,000.00	3,997.33	1,497,306.13	(1,693.87)
<b>779 Total</b>									<b>51,170,400</b>	<b>51,060,332.84</b>	<b>67,708.42</b>	<b>51,114,679.03</b>	<b>13,776.29</b>
151213	825252869	796	AIM MONEY MARKET - D	3/1/2012	10/1/2016		0.010%	0.010%	0	0.00	0.01	0.00	0.00
167146	89233GKJ4	796	CP - TOYOTA MOTOR	9/13/2016	10/18/2016		0.440%	0.440%	64,800	64,772.28	14.26	64,785.62	(0.92)
<b>796 Total</b>									<b>64,800</b>	<b>64,772.28</b>	<b>14.27</b>	<b>64,785.62</b>	<b>(0.92)</b>
151214	825252869	1010	AIM MONEY MARKET - D	3/1/2012	10/1/2016		0.010%	0.010%	0	0.00	3.02	0.00	0.00
167147	89233GKJ4	1010	CP - TOYOTA MOTOR	9/13/2016	10/18/2016		0.440%	0.440%	7,966,500	7,963,092.11	1,752.63	7,964,731.88	(112.86)
<b>1010 Total</b>									<b>7,966,500</b>	<b>7,963,092.11</b>	<b>1,755.65</b>	<b>7,964,731.88</b>	<b>(112.86)</b>
154380	316175108	1047	FIDELITY GOVT FUND -	12/27/2012	10/1/2016		0.243%	0.243%	0	0.00	0.00	0.00	0.00
161987	3130A42D3	1047	FHLB - BULLET	2/4/2015	11/4/2016		0.530%	0.530%	1,500,000	1,500,000.00	3,246.25	1,499,715.00	(285.00)
167151	89233GMM5	1047	CP - TOYOTA MOTOR	9/13/2016	12/21/2016		0.800%	0.802%	1,503,000	1,499,693.40	601.20	1,501,140.04	845.44
165145	313397AC5	1047	FHLMC D N	1/22/2016	1/3/2017		0.600%	0.603%	3,000,000	2,982,650.00	12,650.00	2,997,806.67	2,506.67
165613	313397AC5	1047	FHLMC D N	3/16/2016	1/3/2017		0.570%	0.573%	7,000	6,967.53	22.05	6,994.88	5.30
166299	313397AC5	1047	FHLMC D N	6/10/2016	1/3/2017		0.480%	0.481%	1,009,000	1,006,215.16	1,520.23	1,008,262.31	526.92
166476	313385HM1	1047	FHLB D N	7/1/2016	6/29/2017		0.550%	0.553%	6,536,000	6,499,752.43	9,186.71	6,512,535.76	3,596.62
167058	313589HN6	1047	FNMA D N	9/6/2016	6/30/2017		0.470%	0.472%	2,015,000	2,007,186.84	657.67	2,007,746.00	(98.51)
167119	313397HR5	1047	FHLMC D N	9/9/2016	7/3/2017		0.520%	0.522%	1,893,000	1,884,879.03	601.55	1,885,541.58	61.00
166552	3133EGMC6	1047	FFCB - BULLET	7/18/2016	10/18/2017		0.670%	0.670%	3,793,000	3,793,000.00	5,153.21	3,788,220.82	(4,779.18)

**MIAMI-DADE COUNTY**  
**REPORT WRITER**  
**AS OF DATE: September 30, 2016**  
**SORTING ORDER: FUND ICC#**

INVTMNT NUMBER	CUSIP NUMBER	FUND NUMBER	DESCRIPTION	PURCHASE SET DATE	MATURITY DATE	CALL DATE	INTEREST RATE	YTM TRADING	SCHEDULED PAR VALUE	CURRENT BOOK VALUE	PERIOD END INTEREST ACRL	MARKET VALUE	UNREALIZED GAIN/LOSS
<b>1047 Total</b>									<b>21,256,000</b>	<b>21,180,344.39</b>	<b>33,638.87</b>	<b>21,207,963.06</b>	<b>2,379.26</b>
151230	316175108	1048	FIDELITY GOVT FUND -	3/1/2012	10/1/2016		0.265%	0.265%	500,000	500,000.00	0.01	500,000.00	0.00
167267	89233GL95	1048	CP - TOYOTA MOTOR	9/22/2016	11/9/2016		0.540%	0.540%	13,200	13,190.50	1.78	13,193.28	1.00
165473	313588T88	1048	FNMA D N	2/29/2016	12/19/2016		0.490%	0.492%	26,000	25,895.96	76.08	25,986.31	14.27
166200	313588T88	1048	FNMA D N	5/27/2016	12/19/2016		0.450%	0.451%	30,100	30,022.49	47.79	30,084.15	13.87
166210	313385ET9	1048	FHLB D N	5/31/2016	4/24/2017		0.700%	0.704%	565,800	562,191.45	1,353.21	564,511.23	966.57
167081	313397KE0	1048	FHLMC D N	9/7/2016	8/9/2017		0.565%	0.568%	12,400	12,334.61	4.67	12,340.23	0.95
154395	3133ECA95	1048	FFCB C I	12/28/2012	9/18/2017	10/6/2016	0.790%	0.833%	2,838,000	2,836,802.29	809.62	2,838,028.38	1,226.09
154398	3135G0TD5	1048	FNMA C I	12/31/2012	12/28/2017	12/28/2016	1.000%	1.000%	2,232,000	2,232,000.00	5,766.00	2,232,580.32	580.32
166635	3136G3G82	1048	FNMA C I	7/27/2016	7/27/2021	1/27/2017	1.550%	1.550%	2,418,000	2,418,000.00	6,662.93	2,413,429.98	(4,570.02)
166962	3136G34M4	1048	FNMA C I	8/26/2016	8/24/2021	2/24/2017	1.550%	1.550%	3,505,000	3,505,301.82	5,583.66	3,505,420.60	420.60
167024	3136G36F7	1048	FNMA C I	9/14/2016	9/14/2021	3/14/2017	1.600%	1.600%	3,735,000	3,735,000.00	2,822.00	3,735,709.65	709.65
<b>1048 Total</b>									<b>15,875,500</b>	<b>15,870,739.12</b>	<b>23,127.75</b>	<b>15,871,284.13</b>	<b>(636.70)</b>
151231	316175108	1049	FIDELITY GOVT FUND -	3/1/2012	10/1/2016		0.265%	0.265%	8,623,375	8,623,375.04	-49.91	8,623,375.04	0.00
166798	313384J34	1049	FHLB D N	8/8/2016	10/3/2016		0.300%	0.300%	1,900,000	1,899,113.33	855.00	1,899,978.89	10.56
166910	313312J50	1049	FFCB D N	8/19/2016	10/5/2016		0.290%	0.290%	2,096,000	2,095,206.43	726.03	2,095,953.42	20.96
166935	313396J61	1049	FHLMC D N	8/24/2016	10/6/2016		0.290%	0.290%	1,925,000	1,924,333.20	589.27	1,924,946.53	24.06
167245	38480JKD8	1049	CP - GRAINGER	9/21/2016	10/13/2016		0.420%	0.420%	4,270,100	4,269,004.01	498.18	4,269,431.02	(71.17)
167076	313384M22	1049	FHLB D N	9/7/2016	10/26/2016		0.295%	0.295%	1,506,000	1,505,395.30	296.18	1,505,790.83	99.35
167303	313384M22	1049	FHLB D N	9/28/2016	10/26/2016		0.220%	0.220%	1,500,000	1,499,743.33	27.50	1,499,791.67	20.84
167187	36164JL28	1049	CP - G.E. TREASURY	9/15/2016	11/2/2016		0.470%	0.470%	1,523,000	1,522,045.59	318.14	1,522,363.72	(0.01)
167276	02665JL73	1049	CP - AMERICAN HONDA	9/23/2016	11/7/2016		0.480%	0.480%	512,700	512,392.38	54.69	512,452.34	5.27
167318	313384Q69	1049	FHLB D N	9/29/2016	11/23/2016		0.260%	0.260%	3,500,000	3,498,609.72	50.56	3,498,969.44	309.16
167225	64105RLV0	1049	CP - NESTLE FINANCIA	9/20/2016	11/29/2016		0.580%	0.581%	1,397,700	1,396,123.71	247.70	1,396,623.38	251.97
167283	313384U31	1049	FHLB D N	9/26/2016	12/22/2016		0.260%	0.260%	3,178,000	3,176,003.16	114.76	3,176,262.69	144.77
<b>1049 Total</b>									<b>31,931,875</b>	<b>31,921,345.20</b>	<b>3,728.10</b>	<b>31,925,938.97</b>	<b>815.76</b>
151232	316175108	1053	FIDELITY GOVT FUND -	3/1/2012	10/1/2016		0.264%	0.264%	4,616,200	4,616,200.00	-44.64	4,616,200.00	0.00
167038	313384J34	1053	FHLB D N	9/2/2016	10/3/2016		0.260%	0.260%	1,200,000	1,199,731.33	251.34	1,199,986.67	4.00
166940	30229AK57	1053	CP - EXXON MOBIL	8/24/2016	10/5/2016		0.420%	0.420%	2,000,000	1,999,020.00	886.67	1,999,895.56	(11.11)
167184	90328AKC6	1053	CP - USAA CAPITAL	9/15/2016	10/12/2016		0.400%	0.400%	4,976,000	4,974,507.20	884.62	4,975,285.39	(106.43)
166740	313384K99	1053	FHLB D N	8/2/2016	10/17/2016		0.305%	0.305%	2,507,000	2,505,385.77	1,274.39	2,506,777.16	117.00
167056	30229AKK4	1053	CP - EXXON MOBIL	9/6/2016	10/19/2016		0.480%	0.480%	2,835,600	2,833,974.26	945.20	2,834,933.63	14.17
167077	313384M22	1053	FHLB D N	9/7/2016	10/26/2016		0.295%	0.295%	1,029,300	1,028,886.71	202.43	1,029,157.04	67.90
167304	313384M22	1053	FHLB D N	9/28/2016	10/26/2016		0.220%	0.220%	1,017,000	1,016,825.98	18.65	1,016,858.75	14.12
167263	02665JL40	1053	CP - AMERICAN HONDA	9/22/2016	11/4/2016		0.450%	0.450%	2,999,000	2,997,388.04	337.39	2,997,668.78	(56.65)
167274	02665JL73	1053	CP - AMERICAN HONDA	9/23/2016	11/7/2016		0.480%	0.480%	1,507,500	1,506,595.50	160.80	1,506,771.79	15.49
167118	36164JLE2	1053	CP - G. E. TREASURY	9/9/2016	11/14/2016		0.470%	0.470%	3,791,000	3,787,733.42	1,088.86	3,788,822.28	0.00
167226	64105RLV0	1053	CP - NESTLE FINANCIA	9/20/2016	11/29/2016		0.580%	0.581%	1,902,300	1,900,154.63	337.13	1,900,834.70	342.94
167282	89233GM52	1053	CP - TOYOTA MOTOR	9/26/2016	12/5/2016		0.650%	0.651%	3,584,000	3,579,470.22	323.56	3,580,440.89	647.11
<b>1053 Total</b>									<b>33,964,900</b>	<b>33,945,873.06</b>	<b>6,666.40</b>	<b>33,953,632.64</b>	<b>1,048.54</b>
151233	316175108	1055	FIDELITY GOVT FUND -	3/1/2012	10/1/2016		0.265%	0.265%	95,800	95,800.00	-0.62	95,800.00	0.00
<b>1055 Total</b>									<b>95,800</b>	<b>95,800.00</b>	<b>-0.62</b>	<b>95,800.00</b>	<b>0.00</b>
151234	316175108	1056	FIDELITY GOVT FUND -	3/1/2012	10/1/2016		0.265%	0.265%	4,547,919	4,547,919.00	-25.32	4,547,919.00	0.00
<b>1056 Total</b>									<b>4,547,919</b>	<b>4,547,919.00</b>	<b>-25.32</b>	<b>4,547,919.00</b>	<b>0.00</b>
163358	316175108	1060	FIDELITY GOVT FUND -	7/8/2015	10/1/2016		0.265%	0.265%	472,300	472,300.00	0.64	472,300.00	0.00
167248	313313LP1	1060	FFCB D N	9/21/2016	9/11/2017		0.690%	0.695%	1,786,900	1,774,741.63	342.49	1,777,018.44	1,934.32
<b>1060 Total</b>									<b>2,259,200</b>	<b>2,247,041.63</b>	<b>343.13</b>	<b>2,249,318.44</b>	<b>1,934.32</b>
163612	316175108	1061	FIDELITY GOVT FUND -	7/8/2015	10/1/2016		0.254%	0.254%	0	0.00	0.65	0.00	0.00
<b>1061 Total</b>									<b>0</b>	<b>0.00</b>	<b>0.65</b>	<b>0.00</b>	<b>0.00</b>
165509	316175108	1062	FIDELITY GOVT FUND -	3/3/2016	10/1/2016		0.264%	0.264%	5,471,914	5,471,914.00	-61.55	5,471,914.00	0.00
167310	90328AK51	1062	CP - USAA CAPITAL	9/29/2016	10/5/2016		0.320%	0.320%	2,700,000	2,699,856.00	48.00	2,699,859.00	(45.00)
167039	89233GKK1	1062	CP - TOYOTA MOTOR	9/2/2016	10/19/2016		0.500%	0.500%	4,002,000	3,999,387.58	1,611.92	4,001,059.53	60.03
166991	89233GKL9	1062	CP - TOYOTA MOTOR	8/31/2016	10/20/2016		0.530%	0.530%	3,000,000	2,997,791.67	1,369.16	2,999,255.83	95.00
<b>1062 Total</b>									<b>15,173,914</b>	<b>15,168,949.25</b>	<b>2,967.53</b>	<b>15,172,088.36</b>	<b>110.03</b>

**MIAMI-DADE COUNTY**  
**REPORT WRITER**  
**AS OF DATE: September 30, 2016**  
**SORTING ORDER: FUND ICC#**

INVTMNT NUMBER	CUSIP NUMBER	FUND NUMBER	DESCRIPTION	PURCHASE SET DATE	MATURITY DATE	CALL DATE	INTEREST RATE	YTM TRADING	SCHEDULED PAR VALUE	CURRENT BOOK VALUE	PERIOD END INTEREST ACCRL	MARKET VALUE	UNREALIZED GAIN/LOSS
165510	316175108	1063	FIDELITY GOVT FUND -	3/2/2016	10/1/2016		0.265%	0.265%	26,975	26,975.00	-2.66	26,975.00	0.00
<b>1063 Total</b>									<b>26,975</b>	<b>26,975.00</b>	<b>-2.66</b>	<b>26,975.00</b>	<b>0.00</b>
166955	316175108	1064	FIDELITY MMKT - COI	8/26/2016	10/1/2016		0.264%	0.263%	109,800	109,800.00	0.00	109,800.00	0.00
<b>1064 Total</b>									<b>109,800</b>	<b>109,800.00</b>	<b>0.00</b>	<b>109,800.00</b>	<b>0.00</b>
166956	316175108	1065	FIDELITY MMKT COI AC	8/26/2016	10/1/2016		0.263%	0.263%	146,800	146,800.00	-0.01	146,800.00	0.00
<b>1065 Total</b>									<b>146,800</b>	<b>146,800.00</b>	<b>-0.01</b>	<b>146,800.00</b>	<b>0.00</b>
<b>Grand Total</b>									<b>3,354,839,692</b>	<b>3,348,924,573.48</b>	<b>5,579,223.76</b>	<b>3,352,695,131.63</b>	<b>626,256.60</b>