



ARE YOU READY?



Hurricane Season
June 1 – November 30



BEFORE



DURING



AFTER



2018 OFFICIAL HURRICANE READINESS GUIDE

Su Guía de Preparación contra Huracanes
Gid Preparasyon pou Siklòn

PROUDLY SPONSORED BY
 **DADE COUNTY FEDERAL**
CREDIT UNION



Let Us Keep You Safe!



DCFCU
Signature Loan
RATES AS LOW AS
6.49%
APR*

Apply for a personal loan with low rates and easy,
flexible terms for your convenience.

Use your loan for:



Storm Shutters



Power Generators



Impact Resistant Windows



Emergency Funds

dcfcu.org/safe

305-471-5080

*APR=Annual Percentage Rate. The rate you qualify to receive may vary depending on individual credit history and underwriting factors. All Credit Union loan programs, rates, terms, and conditions are subject to change at any time without notice. Maximum unsecured debt with DCFCU may not exceed \$35,000. To qualify for the lowest rate, DCFCU direct deposit of paycheck, auto-debit of loan payment and DCFCU share draft checking account required. Members with an existing DCFCU unsecured debt will need to qualify for an additional disbursement of at least \$2,500 to the current outstanding balance. This loan promotion may be cancelled at any time without notice. Membership Required.



CONTENTS

BE PREPARED	2
WATCHES AND WARNINGS	3
BEFORE A STORM	
Planning for an Emergency	4
Evacuations	5
Emergency & Evacuation Assistance Program (EEAP)	6
Pet Safety	7
Storm Prep	9
Transportation	12
Storm Surge Planning Zones	14
DURING A STORM	
Staying Safe	16
AFTER A STORM	
Post-Storm Safety	18
What to Watch For	20
PHONE NUMBERS, WEBSITES AND SOCIAL MEDIA	23
DISASTER KIT CHECKLIST	25
INFORMACIÓN EN ESPAÑOL	26
ENFÒMASYON EN KREYÒL	27
BOARD OF COUNTY COMMISSIONERS	28



BE PREPARED

Dear Fellow Residents,

Each year as hurricane season kicks off, we all hope for the best. We hope that the inevitable tropical disturbances never develop into storms. We hope storms never develop into major hurricanes. And if they do, we hope they never make landfall.

But as we learned from Hurricane Irma in 2017, hope is not a plan. And while we can always hope for the best, we must prepare for the worst.

Hurricane season runs June 1 through November 30. Miami-Dade County government is continually taking steps to mitigate the impact of storms and other disasters on our community. We urge you to do the same for your household.

First, get a kit. Don't be caught unprepared in the days leading up to a hurricane and wait in long lines at building supply stores, grocery stores and other retailers. Take advantage of calmer times to stock up on your supplies. Make sure you have at least a three-day supply of food, water and other essentials for every member of your household. Remember, you don't need to buy water. You can refill empty containers with Miami-Dade County tap water.

Next, plan ahead. Before storm season gets underway, review your insurance policy, trim trees around your home and create an evacuation plan that includes arrangements for your pets. As Hurricane Irma threatened, 660,000 Miami-Dade County residents were evacuated—one of the largest evacuations in U.S. history. Do you know your Storm Surge Evacuation Planning Zone? As we learned during Irma, it's critical to know your zone ahead of time.

Finally, stay informed. Be sure you know where to find the most accurate real-time information before, during and after a storm. This guide is a great start. You can also visit www.miamidade.gov, call the 311 Contact Center or follow Miami-Dade County on Facebook, Twitter and YouTube.

While you're making preparations, check in on vulnerable neighbors and offer help. It's during times of need when we have shown we can come together as a community.

If we all prepare responsibly, then the recovery process can be better managed. As we experienced with Hurricane Irma last year, post-storm cleanup efforts are massive and require time. The Department of Solid Waste Management oversaw the collection of more than 4 million cubic yards of hurricane debris, an immense effort that covered hundreds of square miles. This guide offers simple suggestions on sustainable ways to manage your debris and assist with pickup efforts before and after a storm.

Remember, good hurricane preparation doesn't happen a few days before a storm. Make it a part of your everyday routine and you won't be caught off guard. Thank you for doing your part to keep our community safe this hurricane season.

Sincerely,



Carlos A. Gimenez
Mayor



Esteban L. Bovo, Jr.
Chairman

WATCHES AND WARNINGS



TROPICAL STORM WATCH

Tropical storm conditions are possible, usually within 48 hours.

TROPICAL STORM WARNING

Tropical storm conditions are expected, usually within 36 hours.

HURRICANE WATCH

Hurricane conditions are possible, usually within 48 hours.

HURRICANE WARNING

Hurricane conditions are expected, usually within 36 hours.



TROPICAL STORM

Sustained winds of 39 to 73 mph

HURRICANE

Sustained winds of 74 mph or higher

SAFFIR-SIMPSON HURRICANE WIND SCALE

Category 1: 74 to 95 mph

Category 2: 96 to 110 mph

Category 3: 111 to 129 mph

Category 4: 130 to 156 mph

Category 5: 157 mph or higher

Miami-Dade County offers free training in basic disaster response skills. Learn fire safety, light search and rescue, team organization, and disaster medical operations. For more information on Community Emergency Response Team (CERT) programs, email cert@miamidade.gov.



PLANNING FOR AN EMERGENCY

Disaster kits and emergency supplies should be fully stocked by June 1, the start of hurricane season. Once a hurricane warning is declared, most of your preparations should be directed toward your home.

It's important to discuss your family emergency plan ahead of time. Your family may not be together when disaster strikes, so it is important to know how you will contact one another, how you will get back together and what to do in case of an emergency.

Depending on conditions, bus, rail, garbage collection and recycling service, as well as airport and seaport operations, could be affected.

To request the 2018 Official Hurricane Readiness Guide in an alternate format, call the Miami-Dade Office of Emergency Management at 305-468-5400.

HURRICANE PREPAREDNESS RESOURCES

www.miamidade.gov/hurricane

www.ready.gov

www.readysouthflorida.org




HELPING TO CLEAR THE WAY

Following a storm, Miami-Dade Parks plays a big role in recovery efforts – among them, clearing tree debris, diagnosing and inspecting the condition of trees, and opening community centers and pools for residents seeking relief.

If you want to help Parks in the post-hurricane debris cleanup efforts, sign up to volunteer and join us in clearing the way. For more information, visit www.miamidade.gov/parks after a storm.



EVACUATIONS



The Miami-Dade County Mayor can issue an Order directing the evacuation of specific areas of the county deemed to be in danger, based on a hurricane's track and projected storm surge.

All mobile home residents should evacuate when any evacuation order is issued, regardless of their Storm Surge Planning Zone.

Residents are encouraged to stay with family or friends who live inland in a non-evacuation area.

Evacuation centers should only be considered as a shelter of last resort. Once an evacuation order is given, a list of open evacuation centers will be announced, along with emergency bus pick-up sites that will provide transportation to and from the centers. Details will be posted on www.miamidade.gov or by calling 311.

If a designated pick-up site is not located near you, use Miami-Dade Transit to get to a pick-up location. Advise the bus operator of your intention to go to an emergency evacuation pick-up site.

Not every evacuation center location will open for every emergency. Decisions are based on the National Hurricane Center's forecast in order to determine when and where landfall will occur.

Each evacuee is allotted 20 square feet of space at the evacuation center, so please bring only essential items. All evacuation centers meet Americans with Disabilities Act requirements for sheltering. Service animals are permitted.

What you should bring to an evacuation center:

- Bedding
- Infant and child care items such as formula, diapers, toys, etc.
- Cash
- Personal hygiene items
- Comfort materials such as books, magazines, etc.
- Prescription and over-the-counter medications
- Drinking water
- Snacks
- Extra clothing
- Special items for elderly or disabled family members

It is strongly recommended to bring portable electronic devices — such as phones, tablets and battery packs — fully charged as there are limited outlets at evacuation centers.



EMERGENCY & EVACUATION ASSISTANCE PROGRAM (EEAP)

Residents who require evacuation assistance should register for the Emergency & Evacuation Assistance Program (EEAP) before hurricane season to ensure help will be given following an evacuation order. Assistance may also be provided after an emergency.

This program is for individuals with functional and access needs who live alone or with families who:

- cannot evacuate on their own due to medical or specialized transportation needs
- are homebound or bedridden, unable to walk and do not have transportation options
- are on life-sustaining medical equipment that requires electricity
- require assistance with daily living activities

Specialized transportation, safe shelter, medical monitoring and wellness checks are among the services provided for eligible residents. A caregiver or companion should accompany the evacuee throughout the emergency period to ensure the evacuee's needs are met in a timely manner.

Pre-registered residents in the EEAP will receive priority. Visit the Emergency & Evacuation Assistance section at www.miamidade.gov/hurricane or call 311 to receive an application and learn more about the program.

Residents in nursing homes, assisted living facilities or group homes must follow their own facilities' emergency plans. Facilities implement their mutual aid agreements should they need to evacuate.



DISASTER RESOURCES ON THE GO

The free Ready Miami-Dade mobile app has everything you need to be ready for hurricanes and other disasters.

Get easy access to this official Hurricane Readiness Guide that includes a disaster kit shopping list as well as important contact information.

Get updates on evacuation orders, find out what evacuation centers are open or what Storm Surge Planning Zone you're in.

After a disaster, use the app to report damage or get recovery news.

Prepare. Track. Recover.

Download app today!





PET SAFETY

EVACUATING WITH YOUR PETS

Pet-Friendly Evacuation Centers (PFEC) are available for residents living in high-risk, flood-prone areas, including barrier islands, coastal communities, mobile homes, or anyone living in the Storm Surge Planning Zone and has been ordered to evacuate. A family member must stay with the pet at the PFEC and the pet must be contained in a crate or pet-carrier.

The PFEC locations will be announced as they are opened prior to the storm's arrival. Visit www.miamidade.gov, call 311 Contact Center or monitor your local news to keep up with the latest information.

Animals accepted include: dogs, cats, ferrets, gerbils, guinea pigs, hamsters, mice, common household birds and certain breeds of rabbits under 10 pounds.

All animals will be examined, but not vaccinated or offered medical treatment, by a licensed veterinarian to determine if the animal presents a safety risk.

WHAT YOU SHOULD BRING TO A PET-FRIENDLY EVACUATION CENTER



- Proof of residency within an evacuation zone



- ID tags placed on appropriate collars

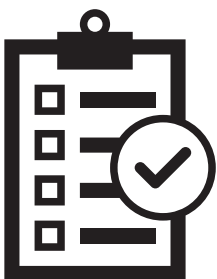


- Current medical and vaccination records for each pet. Annual rabies vaccinations (for cats and dogs) and a visible Miami-Dade County dog license are required



- A 3-day supply of food and supplies for the pets, as well as a suitable carrier or crate; collar, leash or muzzle; and bedding material and toys

GENERAL PET SAFETY TIPS



- Place ID tags on appropriate collars and ensure your pets are micro-chipped with your latest information.
- It's best to account for 1 1/2 gallons of water, as well as sufficient food and medicine for each animal for at least 3 days. Don't forget serving bowls.
- Prepare to care for and maintain control over your pets at all times.



WE ARE PREPARED. ARE YOU?

DON'T LET EMPTY SHELVES AT THE GROCERY STORE STRESS YOU OUT.

The Miami-Dade Water and Sewer Department works 24/7 to ensure that all Miami-Dade residents have safe, uninterrupted water service delivered to your home before, during and after a storm. Invest in water storage containers that you can permanently keep in your hurricane supplies so you never need to worry about water again, giving you the opportunity to focus on keeping your family and property safe.



**STORE ENOUGH WATER
TO HAVE 1 GALLON
OF WATER A DAY PER
PERSON FOR 3 DAYS.**

**Store 1.5 gallons
of water per pet for
a 3-day period.**

QUALITY. VALUE. ECONOMIC GROWTH.

WWW.MIAMIDADE.GOV/WATER



STORM PREP

Be sure to have a disaster kit with emergency supplies such as flashlights, batteries, garbage bags and more. Basic checklists are included on pages 24 and 25.

Read more about essential needs at www.miamidade.gov/hurricane.



HOME PREPARATION

- Protect areas where wind can enter. Windows and doors should be secured with County-approved storm shutters. Another option is to board up windows with 5/8-inch plywood. Tape does NOT prevent windows from breaking.
- Protect electronics with surge protectors and waterproof coverings.
- Bring in lawn furniture or other outdoor items not tied down that could become airborne.
- Withdraw cash from the bank and get fuel for your vehicle, generator and other gas-powered tools.



CONSTRUCTION SITES

- In the event of a tropical storm warning or hurricane watch, licensed contractors are obligated to secure their work sites. Potentially hazardous objects must be fastened down or removed.




TOURISTS

- Listen to announcements from your hotel, cruise line or airline. Be sure to follow any orders issued by local officials, such as evacuation and sheltering.



Upon activation of the Miami-Dade County Emergency Operations Center, all key service update information will be posted on www.miamidade.gov.

You can also call Miami-Dade County's 311 Contact Center for updated information. On Twitter, follow @MiamiDadeCounty.



TREE PRUNING

- Properly pruning trees and shrubs **BEFORE** hurricane season can reduce the debris generated during a storm. Proper tree pruning also increases the likelihood that a tree can weather a storm.
- Make sure to consult or hire a certified and licensed arborist prior to pruning trees.

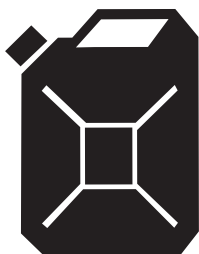


Do not begin any pruning or cleanup activities or place trash on the curb during a tropical storm or hurricane watch or warning.



WATER

- Fill aluminum or plastic containers with potable water once a hurricane warning is announced. Plan for at least one gallon per person per day for 3 to 7 days. In addition, keep other containers two-thirds full with potable water and place them in your freezer for ice after a storm.
- Before filling your water containers, wash them out with soap and water and rinse them well. Next, fill the container with a solution of one tablespoon of unscented household chlorine bleach — the kind used for laundry — per gallon of water. Let it sit for 10 minutes, then pour out the solution and rinse the container.



GASOLINE STORAGE AND GENERATORS

- Store fuel in an approved container, holding 5 gallons or less, in a cool, dry, ventilated and secure area, away from appliances. Keep it out of the reach of children.
- Generators must only be operated outside of inhabited structures in a well-ventilated area away from windows, doors, vents or other openings. They should not be operated on the balcony of a multi-unit structure.



TRASH PICKUP

Dispose of household and yard trash before a storm:

- with your twice-weekly garbage collection service
- by scheduling a bulky waste pickup online or calling 311
- dropping off trash or tree cuttings at one of 13 Neighborhood Trash and Recycling Centers

13 NEIGHBORHOOD TRASH AND RECYCLING CENTERS

Open daily from 7 a.m. to 5:30 p.m.

North Dade
21500 NW 47 Ave.

Norwood
19901 NW 7 Ave.

Golden Glades
140 NW 160 St.

Palm Springs North
7870 NW 178 St.

West Little River
1830 NW 79 St.

Snapper Creek
2200 SW 117 Ave.

Sunset Kendall
8000 SW 107 Ave.

Richmond Heights
14050 Boggs Dr.

Chapman Field
13600 SW 60 Ave.

Eureka Drive
9401 SW 184 St.

West Perrine
16651 SW 107 Ave.

South Miami Heights
20800 SW 117 Ct.

Moody Drive
12970 SW 268 St.




- If you must dispose of trash or bulky waste — including tree trimmings — weather conditions will determine whether Neighborhood Trash and Recycling Centers are open. Visit www.miamidade.gov or call 311 for more information.
- Secure your trash and recycling carts in a garage, utility shed or covered patio before the storm arrives.
- If you do not receive waste collection services from Miami-Dade County, contact your city for information about waste removal services before and after a storm.



Landscapers and residents should not blow grass clippings onto sidewalks, streets and storm drains, which can lead to street flooding. Instead, they should be bagged or blown back onto the lawn where they can serve as natural mulch.



TRANSPORTATION



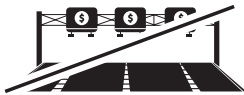
EVACUATIONS

- Evacuation centers should only be considered as a shelter of last resort. Once an evacuation order is given, a list of open evacuation centers will be announced, along with emergency bus pick-up sites that will provide transportation to and from the centers. Details will be posted on www.miamidade.gov or by calling 311.



PUBLIC TRANSIT

- Metrobus, Metrorail and Metromover services, as well as County transportation facilities, may shut down at sustained 39 mph winds.




DRIVING ON THE ROAD

- Expressway tolls may be lifted to ease traffic flow.
- Power outages are common during storms. When traffic signals are malfunctioning, make sure to observe 4-way stop conditions at all intersections. Call 311 to report damaged traffic signs, signals or street lights.



TRAVEL

- For seaport and airport passenger information, contact your specific carrier.



BOATS

- If you own a boat, remember to secure it properly. Use double lines at a marina or consider dry-dock storage. Never try to ride out a hurricane in your boat.
- All marinas will close when sustained winds reach 39 mph. Biscayne National Park tows all boats to the Everglades and closes at least 24 hours before the landfall of a tropical storm or hurricane.
- Once evacuations have started off the barrier islands, Intracoastal Waterway bridges open very infrequently to allow marine traffic to pass until lockdown.
- Local law enforcement agencies will issue advisories regarding when bridges will be locked down to marine traffic. Bridges generally go into lockdown at least eight hours before winds of 39 mph are expected.



The Waze Connected Citizens Program allows residents to share travel suggestions among drivers using Waze. Download the free Waze mobile application today.

AVOID THE STORM. LET MIAMI-DADE TRANSIT HELP.

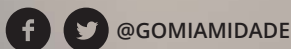
Planning for a hurricane is never an ideal situation, but being prepared is essential.

Download the Miami-Dade Transit Tracker app to find nearby evacuation centers and bus pick-up locations.



Best of all, when you're not avoiding storms, you can avoid roadway congestion and plan your trip with Miami-Dade Transit.

DRIVE LESS. LIVE MORE.™



WEATHER ANY STORM WITH THE HELP OF YOUR LIBRARY CARD!

BEFORE: Enjoy some entertainment while you wait out the storm. Download our eBook, eAudiobook, movie and music apps at www.mdpls.org/apps or through our online library at www.mdpls.org.

DURING: Our online library will remain accessible as long as weather permits. Previously downloaded materials should be accessible on your devices.

AFTER: Branches will begin opening as soon as it is safe to do so. Come to the library to charge your mobile devices, get Wi-Fi access, use computers and laptops, and just relax.

DON'T HAVE A LIBRARY CARD?

Sign up for an eCard at ecard.mdpls.org and get instant access to our online library!



www.mdpls.org





STORM SURGE PLANNING ZONES

Storm surge is the greatest threat to life and property from a hurricane. It occurs when water from the ocean is pushed on shore by the force of tropical storms or hurricanes.

A Storm Surge Planning Zone is an area that could be affected by a storm surge of 1 1/2 feet or higher during a hurricane. Evacuation decisions are heavily predicated on storm surge planning.

Five zones, marked A through E, identify the risk of storm surge. Zone A is at greatest risk for Category 1 storms and higher. These planning zones deal strictly with storm surge, not your flood zone.

Upon identification of a threat, each zone (or portions of a zone) will be evacuated depending on the hurricane's track and projected storm surge, independent of the hurricane's category.

Storm Surge Planning Zones are drawn using Sea, Lake and Overland Surge from Hurricanes (SLOSH) model grids that incorporate local physical features such as geographic coastal areas, bays, rivers, water depth and bridges. Areas along canals, rivers and further inland have been identified as being at risk for storm surge based on SLOSH data.

Every Miami-Dade County resident should know which Storm Surge Planning Zone you live in. To determine your zone, go to <https://gisweb.miamidade.gov/communityservices/> and enter your address, or call 311.

KNOW YOUR ZONE

- **Zone A** is at greatest risk for storm surge for Category 1 and higher storms.
- **Zone B** is at risk for storm surge for Category 2 and higher storms.
- **Zone C** is at risk for storm surge for Category 3 and higher storms.
- **Zone D** is at risk for storm surge for Category 4 and higher storms.
- **Zone E** is at risk for storm surge from Category 5 storms.



THE MIAMI-DADE POLICE DEPARTMENT IS READY TO SERVE BEFORE, DURING AND AFTER A STORM

And now you can download the Community On Patrol (COP) mobile application to stay in touch with us.

You can send tips, videos, and photos about possible criminal activity, file a report online and even receive emergency alerts.

Download the Community
on Patrol app today!



Download on the
App Store

GET IT ON
Google Play



80°30'0"W

80°25'0"W

80°20'0"W

80°15'0"W

80°10'0"W

25°55'0"N

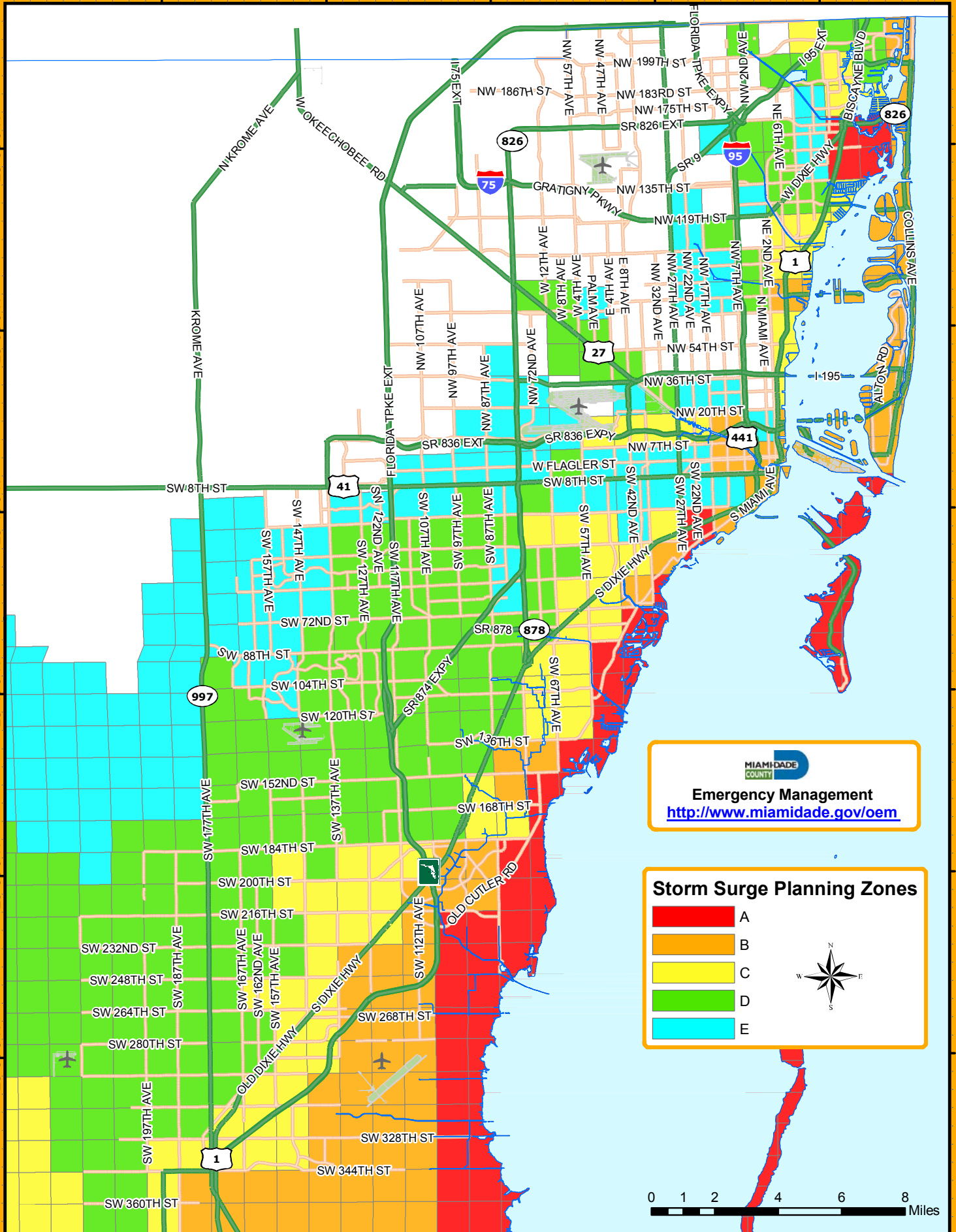
25°50'0"N

25°45'0"N

25°40'0"N

25°35'0"N


25°30'0"N



STAYING SAFE



Monitor **www.miamidade.gov**, your radio or television for weather updates and instructions from public safety officials.



Stay indoors, preferably in a room with no windows.



Take your emergency kit and disaster supplies with you if you move from room to room or if you evacuate to a shelter.



If flooding threatens your home, turn off electricity at the main breaker.



Use flashlights, not candles or kerosene lamps, as your light source.



If you lose power, turn off all major appliances.



Avoid using the phone and do not bathe or shower during the storm.



Do not go outside during the eye of the storm. The calm is brief before hurricane-force winds return.



Keep children informed about what's happening and watch for signs of stress.



Keep animals in their carriers or crate.



Get in the bathtub and pull a mattress over you to protect yourself from debris if your home begins to come apart.

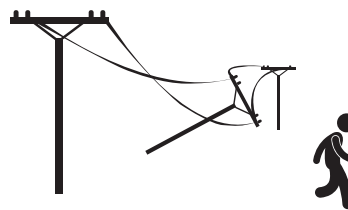


POST-STORM SAFETY

Many disaster-related injuries occur in the aftermath of a tropical storm or hurricane. Here are some ways to stay safe.



Remain inside until local authorities say it's safe to go outside.



If you must go outside, beware fallen objects and downed electrical wires. Report downed power lines to Florida Power & Light.



Inspect your home for damage to assure it's safe to stay there, and check for gas leaks.



Contact your insurance agent. Take pictures of damage and keep records of repair and cleanup costs.



Stay out of areas with extensive storm damage.



Don't open manhole covers to drain flooded roadways. This could overburden the sewer system and cause overflows.



If you live in an area where residential and commercial uses are co-located (such as plant nurseries), keep residential and commercial debris in separate piles.



Obey all curfew and emergency orders.



Be patient and careful. Cleanup after a storm can take time.



Place debris piles on the right-of-way, away from fences, mailboxes, storm drains, manholes and low-hanging wires. Don't place debris on vacant lots, farmland or in front of commercial properties.



Do not operate charcoal grills, propane camping stoves or generators indoors.



Discard any refrigerated food you suspect is spoiled.



When clearing storm debris, use a broom instead of a hose to conserve water. Sweep and bag debris so it doesn't clog storm drains and cause sewage overflows.



Report lost or damaged garbage or recycling carts for replacement by calling 311.



If your property isn't near a public right-of-way, or if you live in a gated community, do not move debris to the nearest right-of-way until instructed by government officials.



Support relief efforts in other affected areas. Monetary donations to voluntary organizations is the primary way to help.



WHAT TO WATCH FOR



FLOODWATERS

Do not drive or walk through standing water. It may be much deeper than you realize and there may be hidden hazards.

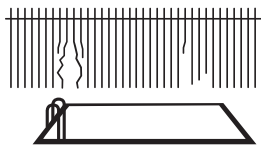
Following a storm, if flooding is affecting the interior of your property, report it by calling 311. If you have broken or leaking pipes, call the Water and Sewer Department at 305-274-9272.



PRICE GOUGING

If a state of emergency is declared by the Governor of Florida or the Miami-Dade County Mayor, price gouging regulations come into effect.

Price gouging is considered an “unconscionable price,” determined by comparing the price asked during an emergency with what was charged for the same commodity during the preceding 30-day period. To report price gouging, call the Florida Office of the Attorney General at 1-866-966-7226.



SWIMMING POOL BARRIERS

After a hurricane, if your swimming pool barrier has fallen or is damaged, you must repair or replace it as a priority. A swimming pool poses a life safety threat even if it is empty. Until you can replace or repair your pool barrier, a temporary contractor safety mesh may be erected. You can buy temporary mesh at local home improvement stores.

Also, if your swimming pool is not functioning normally, add chlorine on a regular basis to avoid excessive growth of algae and mosquito breeding conditions.



After a storm, libraries will begin opening as soon as possible to serve residents by providing charging stations, Wi-Fi service and computers. Updates on library openings will be posted on www.miamidade.gov.



MOSQUITOES

Rainy, wet conditions that often follow a hurricane can result in an increase in mosquitoes. To reduce breeding empty standing water in children's toys, uncovered boats and watercraft that are not draining water, as well as from trash cans and lids.

Remember the following to avoid mosquito bites:

- Repair screening on windows, doors, porches and patios.
- Avoid being outdoors at dusk and dawn when mosquitoes are more likely to bite.
- Dress in light, long and loose clothing that covers the skin.
- Use insect repellents containing the EPA-recommended ingredient DEET.

Learn more at www.miamidade.gov/mosquito.



BOIL WATER ORDERS

In the unlikely event that a precautionary boil water order is initiated after a storm, the Florida Department of Health in Miami-Dade County advises that the water used to drink, cook with, brush teeth, make ice or wash dishes is boiled prior to use. The water should be brought to a full rolling boil for at least one minute.

There is no issue with using the water to shower, providing you do not have open wounds. In the event you cannot boil the water, use regular, household, unscented chlorine bleach to disinfect the water. Use eight drops of bleach per gallon of water, stir and let stand for 30 minutes.

If the water appears cloudy, repeat the process and it is now ready to be used. Another option is to use water disinfectant tablets, which can be found where sporting or camping supplies are sold.

If you don't receive your water from Miami-Dade County, monitor the status of your drinking water from your municipal utility provider.

A golden retriever is sitting on the left. Next to it is an open suitcase containing three small kittens. The background is a light brown map with labels like 'Bedroom' and 'Living Room'.

In case of a hurricane

TAKE YOUR PETS WITH YOU

Whether you ride out the storm at home, with friends or family, or in a Pet-Friendly Evacuation Center, be sure you're side-by-side with your pets.

For more information visit animals.miamidade.gov or call 311

CONNECT.ADOPT.LOVE

MIAMI-DADE
COUNTY

WE HAVE THE ANSWERS

Miami-Dade County's 311 Contact Center

helps you stay connected as a tropical storm or hurricane approaches, and also provides important service information after the storm.



Submit a service request at
www.miamidade.gov/311direct



@MiamiDade311




Call 311 or 305-468-5900 (TTY: 711)



Email 311@miamidade.gov



311Direct App



POOL SAFETY AFTER THE STORM

IF YOUR SWIMMING POOL BARRIER HAS
FALLEN OR IS DAMAGED, MAKE SURE YOU
REPAIR OR REPLACE IT AS A PRIORITY.



FOR MORE INFORMATION VISIT WWW.MIAMIDADE.GOV/ECONOMY

PHONE NUMBERS, WEBSITES AND SOCIAL MEDIA

EMERGENCIES

911

NON-EMERGENCIES

305-4-POLICE (476-5423)

MIAMI-DADE COUNTY

311 or 305-468-5900

TTY: 711

www.miamidade.gov

Hurricane Guide:

www.miamidade.gov/hurricane

 @MiamiDadeCounty

MIAMI-DADE COUNTY OFFICE OF EMERGENCY MANAGEMENT

www.miamidade.gov/oem

 @MiamiDadeEM

MIAMI-DADE POLICE DEPARTMENT

www.miamidade.gov/police

 @MiamiDadePD

en español:

 @MDPDenEspanol

NATIONAL HURRICANE CENTER

www.nhc.noaa.gov

 @NWSNHC

NATIONAL WEATHER SERVICE - MIAMI

<https://www.weather.gov/mfl/>

 @NWSMiami

FLORIDA POWER & LIGHT

1-800-4-OUTAGE (468-8243)

TTY: 711

www.fpl.com

 @insideFPL

FEDERAL EMERGENCY MANAGEMENT AGENCY (FEMA)

1-800-621-FEMA (3362)

TTY: 1-800-462-7585

www.fema.gov

AMERICAN RED CROSS - SOUTH FLORIDA

305-644-1200

[www.redcross.org/local/
florida/south-florida](http://www.redcross.org/local/florida/south-florida)

 @SFLRedCross



FAMILY SOCIAL SERVICES

211

TTY: 305-644-9449

POISON CONTROL HELP LINE

1-800-222-1222

MIAMI-DADE COUNTY PUBLIC SCHOOLS

305-995-1000

www.dadeschools.net

 @MDCPS

TRAFFIC INFORMATION

511

FL511.com

PRICE GOUGING COMPLAINTS FLORIDA OFFICE OF THE ATTORNEY GENERAL


1-866-966-7226

STAY CONNECTED

Miami-Dade County offers important tips and information to help you stay connected throughout hurricane season, and especially as a tropical storm or hurricane approaches.

Register on miamidade.gov to receive emergency alerts.

Once the Emergency Operations Center activates, get updates at:

 www.miamidade.gov  @MiamiDadeCounty  311 Contact Center





PERSONAL PREPAREDNESS

IF YOU ARE EVACUATING TO A PUBLIC SHELTER

Pack your essentials, but pack light as space is limited. It is possible you may only have a space that measures 5 feet by 4 feet. Remember, an evacuation center is not a cruise ship, it is a life boat with the mission to save lives.

RECOMMENDED ITEMS FOR YOUR “GO BAG”

- Medications and copies of prescriptions
- Non-perishable food
- Special dietary food that is non-perishable
- Several gallons of drinking water to keep in your vehicle. A minimum of one gallon per person
- Bedding for a small space
- Infant or child necessities (wipes, diapers, bottles)
- Personal hygiene items
- Change of clothes
- Eyeglasses, Contact lenses, extra hearing aid batteries
- Quiet games, toys or reading materials
- Important papers and valid ID
- Cash and a phone list
- A fully charged mobile device with a portable battery pack/charger.

IF YOU ARE EVACUATING TO STAY WITH FAMILY OR FRIENDS

Take your “GO BAG” and ask in advance what kind of space you’ll have for your possessions and vehicles. Fill up your vehicle’s gasoline tank.

PREPARING YOUR HOME IF YOU WILL BE EVACUATING

Regardless of where you evacuate to, before leaving your home, be sure to do the following:

- Take your valuables and important documents with you
- Turn off all utilities (water, electricity, gas) at the main switch
- Lock windows and doors
- Advise family and friends of where you are going

DISASTER KIT CHECKLIST



Before hurricane season, gather the supplies you might need in an evacuation and store them in an easy-to-carry waterproof container such as a backpack or duffle bag.

- ☐ At least one gallon of water per person for 3 to 7 days
- ☐ Non-perishable snacks and packaged or canned food for at least 3 to 7 days
- ☐ Manual can opener
- ☐ Change of clothing, rain gear and sturdy shoes
- ☐ Bedding
- ☐ Prescription medications
- ☐ Personal hygiene items
- ☐ Special items and food for infants, elderly or disabled family members
- ☐ First-aid kit
- ☐ Fully charged mobile phone with charger
- ☐ Extra pair of prescription eyeglasses
- ☐ Pet care items, including food
- ☐ Flashlight, battery-powered radio and batteries
- ☐ Extra set of car keys

IMPORTANT DOCUMENTATION

- ☐ List of family members, friends or neighbors and their contact information
- ☐ Phone list of family physicians
- ☐ Important documents in a waterproof container or bag:
 - Insurance policies (auto, home, life, etc.)
 - Medical records
 - Medical device information (style and serial number)
 - Bank account numbers
 - Social Security card
 - Current utility bill to prove residency should your area be secured due to damage

This is a basic list of emergency items. Don't forget to bring any specific medical supplies for you, your family or pets.

INFORMACIÓN EN ESPAÑOL

PREPÁRESE PARA LA TEMPORADA DE HURACANES.

Asegúrese de tener un kit de emergencia y retire los recortes de la poda de árboles antes de una advertencia de tormenta. Llame al 311 o visite www.miamidade.gov/hurricane para obtener más información.

PROGRAMA DE ASISTENCIA PARA EVACUACIONES DE EMERGENCIA

El Programa de Asistencia para Evacuaciones de Emergencia fue creado para los residentes que necesitan ayuda para transportarse o que no pueden evacuarse por sí mismos. Descargue la aplicación y verifique si reúne los requisitos en www.miamidade.gov/hurricane o llame al 311.

DURANTE UNA ADVERTENCIA O AMENAZA DE HURACÁN

No podes los árboles, no realice actividades de limpieza ni coloque la basura junto a la acera. Los Centros de Basura y Reciclaje aceptarán basura mientras las condiciones del tiempo lo permitan. Los centros brindan servicio a los usuarios que residen en áreas no incorporadas y en los siguientes municipios: Aventura, Cutler Bay, Doral, Miami Gardens, Miami Lakes, Opa-locka, Palmetto Bay, Pinecrest y Sunny isles Beach. Llame al 311 para obtener las direcciones y horarios de los centros (o vea la página 10 de esta guía). Los servicios de basura y reciclaje se suspenden durante una advertencia de huracán, así que guarde los carros de basura y de reciclaje en su casa. Siga las noticias en la radio o la televisión y manténgase dentro de la vivienda.

SU LISTA PARA EL CONTENIDO DEL KIT DE EMERGENCIA

Usted debería reunir los suministros que podría necesitar en una evacuación. Póngalos en un contenedor que sea fácil de transportar, como una mochila o bolso grande. Use la siguiente lista como guía para garantizar que ha incluido todo lo que necesita. Utilice los espacios en blanco para agregar a la lista algunos artículos que podría necesitar.

- Al menos un galón de agua por persona por día para 3 a 7 días*
- En el caso de las mascotas, tenga disponible 1 1/2 galones de agua por cada animal para más de 3 días.
- Alimentos envasados o enlatados no perecederos para 3 a 7 días
- Abridor manual de latas
- Una muda de ropas, impermeable para la lluvia y zapatos resistentes
- Mantas y frazadas
- Botiquín de primeros auxilios y medicamentos con prescripción médica
- Un par adicional de espejuelos
- Radio de baterías, linterna y suficientes baterías adicionales
- Dinero en efectivo
- Teléfono celular con carga suficiente y cargador
- Juego de llaves adicional para el auto
- Lista telefónica de doctores de la familia
- Lista de información familiar importante; estilo y número de serie de aparatos médicos como marcapasos, etc.
- Artículos especiales para bebés, personas mayores o miembros discapacitados de la familia.
- Factura reciente de una empresa de servicios públicos, para comprobar su lugar de residencia en caso de que el área esté cerrada al público debido a los daños.
- _____
- _____
- _____

*Recuerde rotar las botellas según su antigüedad y reemplazarlas antes de la fecha de vencimiento. En la página web www.ready.gov/es encontrará una lista exhaustiva de suministros para desastres.

DESPUÉS DE UN HURACÁN

- Siga las noticias en los medios de comunicación locales, llame al 311 o visite www.miamidade.gov para obtener información acerca de los servicios de recogida de basura o escombros esparcidos por los vientos del huracán. –Permanezca dentro de la vivienda hasta que las autoridades locales digan que es seguro salir afuera.
- Lleve las cantidades pequeñas de ramas y otros objetos esparcidos por los vientos del huracán a un Centro de Basura y Reciclaje. Coloque los montones grandes de escombros junto a la acera, pero lejos de cercas, buzones de correo, cañerías de desagüe, cables eléctricos y cables a baja altura. No coloque ramas ni otros objetos en terrenos desocupados ni frente a establecimientos comerciales, viveros o tierras de labranza.
- Reporte los contenedores de basura o reciclaje dañados para que los reemplacen.
- Tenga paciencia y cuidado. Las tareas de limpieza después de una tormenta pueden tardar.

ENFÒMASYON EN KREYOL

PREPARE NOU POU SEZON SIKLÒN NAN

Ale jete branch bwa nou koupe yo ak lòt fatra kay yo anvan yon menas tanpèt. Rele 311 oswa vizite www.miamidade.gov/environment/hurricanes.asp pou plis enfòmasyon.

ASISTANS POU EVAKYASYON IJANS

Gen yon pwogram ki kreye pou ede moun ki bezwen asistans pou evakye an ka dijans poutèt yo gen yon bezwen espesyal. Pou enskri nan Pwogram Asistans pou Evakyasyon Ijans la, tanpri ale sou sitwèb www.miamidade.gov/hurricane oswa rele 311.

PANDAN YON PRE-ALÈT OSWA AVÈTISMAN SIKLÒN

Pa kòmanse ni netwaye ni plase fatra sou twotwa. Sant Fatra ak Sant Resiklaj yo va asepte fatra, depi kondiyson meteyolojik la pèmèt. Sant yo desèvi moun ki abite nan zòn ki pa enkòpore yo ak nan minisipalite sa yo: Aventura, Cutler Bay, Doral, Miami Gardens, Miami Lakes, Opa-locka, Palmetto Bay, Pinecrest ak Sunny Isles Beach. Rele 311 pou jwenn adrès ak orè sant yo (oswa fè yon koudèy nan paj 10 Gid sa).

Yo sispann sèvis vwari ak resiklaj pandan yon alèt. Mete bin vèt fatra ak bin ble resiklaj yo anabri nan pyès ki gen aparèy menaje yo oswa nan garaj la.

TCHEKE LIS ANKA DIJANS W AN

Kòmanse rasanble pwovizyon nesèsè yo anka yon evakyasyon. Mete yo nan dè bagay kote yap fasil pou transpòte tankou sakado oswa sak lame yo. Itilize lis ki sijere anba la-a pou tcheke atik yo pandan wap rantre yo nan sak yo. Yo kite espas vid sou lis la pou si genyen kèk lòt bagay ou ta renmen ajoute sou li

- 1 galon dlo pa jou pou chak moun pou dire 3-7 jou*
- Pou bèt ou yo, se 1.5 galon dlo pa jou pou chak bèt pou dire 3 jou.
- Manje ki pap gate oswa manje nan kenn
- Ouvrebwat manyèl
- Rad derechanj, ekipman pou lapli ak soulye gwo nèg
- Dra/kouvèti
- Twous Premye Swen ak medikaman sou preskripsyon yo
- Yon pè linèt derechanj
- Radyo ak pil flach ak plizyè pil derechanj
- Lajan kach

- Yon kle oto derechanj
- Lis telefòn medsen fanmi an
- Lis enfòmasyon enpòtan lafami, modèl ak nimewo seri aparèy medikal tankou pacemakers, elatriye
- Atik espesyal pou ti bebe yo, grandèt yo oswa manm fanmi enfim yo
- Dènye bòdwo sèvis itilite piblik yo pou pwouve rezidans w si zòn katye lakay w an vin tonbe anba lòd sekirite poutèt destriksyon ki fèt ladan'l
- _____
- _____
- _____

Gen yon lis byen detaye pwovizyon nesèsè anka dezaz ki disponib sou sitwèb FEMA a "Are You Ready": www.ready.gov/ht.

APRE YON SIKLÒN

- Tcheke medya lokal yo, rele 311 oswa vizite www.miamidade.gov pou enfòmasyon sou sèvis ranmasaj fatra ak ranmasaj debri siklòn yo.
- Pote yon ti kantite debri siklòn nan yon Sant Fatra ak Sant Resiklaj. Mete ti pil gwo debri nan lari a, lwen baryè, bwat postal, tiyo drenaj, kab elektrik ak fil kouran ki pandye ba. Pa mete debri sou teren vid oswa devan pepinyè yo, ak fèmme yo.
- Rapòte bin vèt fatra oswa bin ble resiklaj ki kraze oswa pèdi pou jwenn ranplasman.
- Pran pasyans. Fè atansyon. Netwayaj apre yon tanpèt pran tan.



For more information on hurricane preparedness in your area, call your local commission office.



District 1
Barbara J. Jordan

District Office
2780 NW 167th Street
Miami Gardens, FL 33054
305-474-3011
district1@miamidade.gov



District 6
Rebeca Sosa

District Office
1000 SW 57th Avenue
Suite 201
Miami, FL 33144
305-267-6377
district6@miamidade.gov



District 10
Javier D. Souto

District Office
9766 Coral Way
Suite One
Miami, FL 33165
305-222-2116
district10@miamidade.gov



District 2
Jean Monestime

District Office
900 NE 125th Street
Suite 200
Miami, FL 33161
305-694-2779
district2@miamidade.gov



District 7
Xavier L. Suarez

Stephen P. Clark Center
111 NW 1st Street
Suite 220
Miami, FL 33128
305-375-5680
district7@miamidade.gov



District 11
Joe A. Martinez

District Office
4081 SW 152nd Avenue
Unit 21
Miami, FL 33185
305-552-1155
district11@miamidade.gov



District 3
Audrey M. Edmonson
Vice Chairwoman

District Office
Caleb Center
5400 NW 22nd Avenue
Suite 701
Miami, FL 33142
305-636-2331
district3@miamidade.gov



District 8
Daniella Levine Cava

District Office
10710 SW 211th Street
Suite 103
Miami, FL 33189
305-378-6677
district8@miamidade.gov



District 12
José "Pepe" Díaz

District Office
8345 NW 12th Street
Miami, FL 33126
305-599-1200
district12@miamidade.gov



District 4
Sally A. Heyman

District Office
1100 NE 163rd Street
Suite 303
N. Miami Beach, FL 33162
305-787-5999
district4@miamidade.gov



District 9
Dennis C. Moss

North District Office
10710 SW 211th Street
Suite 206
Miami, FL 33189
305-234-4938

South District Office
1634 NW 6th Avenue
Florida City, FL 33034
305-245-4420
district9@miamidade.gov



District 13
Esteban L. Bovo, Jr.
Chairman

Stephen P. Clark Center
111 NW 1st Street
Suite 320
Miami, FL 33128
305-375-4831
district13@miamidade.gov



District 5
Vacant

Stephen P. Clark Center
111 NW 1st Street
Miami, FL 33128
305-375-4831
district5@miamidade.gov

DETOX YOUR HOME



Before a storm's arrival, be sure you correctly handle your home chemicals. Improper disposal or spills can harm the environment. Keep home chemicals properly sealed, stored and in a dry place away from children. Get rid of chemicals you no longer need at a local **HOME CHEMICAL COLLECTION CENTER.***

SOUTH MIAMI-DADE
23707 SW 97th Ave., Gate-B

WEST MIAMI-DADE
8801 NW 58th St.

Accepted items include paints, pesticides, pool chemicals, used motor oil, solvents, corrosives, fluorescent lights, automobile batteries and more.

Visit www.miamidade.gov/solidwaste or call **311** for more details.

*Home Chemical Collection Centers accept non-commercial waste only.

@MiamiDadeSolidWaste @MiamiDadeSWM



Fire Rescue

9300 NW 41 Street
Miami, FL 33178

PPSRT STD
US Postage

PAID

Miami, FL
Permit #1087

****ECRWSS**** **RESIDENTIAL CUSTOMER**

**TO REQUEST THIS HURRICANE READINESS GUIDE IN AN ALTERNATIVE FORMAT,
PLEASE CONTACT THE MIAMI-DADE COUNTY OFFICE OF EMERGENCY MANAGEMENT
AT 305-468-5400.**



As a Member you are entitled to these great financial services:

- | | | | |
|----------------------|-------|---------------------|--------------|
| Savings & Checking | Loans | Online Services | Credit Cards |
| Financial Counseling | IRAs | Auto Buying Service | Mortgages |

Serving Miami-Dade County Since 1939



MEMBERSHIP IS OPEN TO YOU!

All you need is \$6.00 and a valid Driver's License, U.S. Passport or FL I.D.*

dcfcu.org
305-471-5080



Persons (and their family members) who either live, work, worship, attend school, operate businesses or other legal entities located in Miami-Dade County are welcome to join our Credit Union. All persons (and their family members) who work in any of our Member Groups may also join. Membership is also open to businesses and other legal entities located in Miami-Dade County, Florida.

