

Approved _____ Mayor
Veto _____
Override _____

Agenda Item F

ORDINANCE NO. _____

ORDINANCE APPROVING, ADOPTING AND RATIFYING PROPRIETARY BUDGETS, SPECIAL ASSESSMENT DISTRICT RATES AND BUDGETS, AND OTHER BUDGETS OF MIAMI-DADE COUNTY, FLORIDA, FOR THE FISCAL YEAR COMMENCING OCTOBER 1, 2009, AND ENDING SEPTEMBER 30, 2010; PROVIDING A SHORT TITLE; INCORPORATING THE FY 2009-10 PROPOSED BUDGET AS AMENDED; APPROPRIATING ALL BUDGETED EXPENDITURES; AUTHORIZING THE INVESTMENT OF COUNTY FUNDS IN TIME WARRANTS OF MIAMI-DADE COUNTY; AUTHORIZING THE TRANSFER OF FUNDS AS CASH ADVANCES PENDING RECEIPT OF TAXES; RATIFYING AND APPROVING IMPLEMENTING ORDERS AND OTHER ACTIONS OF THE BOARD WHICH SET CHARGES, AUTHORIZING FEES CONSISTENT WITH APPROPRIATIONS AND PROVIDING FOR THEIR AMENDMENT; APPROVING REVISED FEES, CHARGES, AND IMPLEMENTING ORDERS FOR VARIOUS DEPARTMENTS AND AGENCIES; ADOPTING THE FY 2009-10 PAY PLAN; AUTHORIZING ALLOCATIONS AND REALLOCATIONS OF BOND PROCEEDS AND INTEREST EARNINGS; AUTHORIZING THE COUNTY MAYOR TO PROVIDE BOND ISSUE RESERVES; ESTABLISHING SUCH FUNDS AS MAY BE APPROVED DURING THE YEAR AND PROVIDING FOR THEIR EXPENDITURE; AUTHORIZING PAYMENT OF LOCAL BUSINESS TAX SURCHARGE TO BEACON COUNCIL; APPROPRIATING GRANT, DONATION, AND CONTRIBUTION FUNDS; AUTHORIZING THE COUNTY MAYOR TO EXECUTE CERTAIN FUNDING AGREEMENTS; CONTINUING THE MUNICIPAL SERVICES TRUST FUND; REPEALING RESOLUTION NO. R-829-06 AND R-1225-86; SUPERSEDING PRIOR ORDINANCES AND RESOLUTIONS IN CONFLICT; PROVIDING SEVERABILITY AND AN EFFECTIVE DATE

BE IT ORDAINED, BY THE BOARD OF COUNTY COMMISSIONERS OF MIAMI-DADE COUNTY, FLORIDA:

Section 1. This ordinance shall be known and may be cited as the "2009-10 Miami-Dade County Self-Supporting Budget Ordinance."

Section 2. Pursuant to Section 5.03(B) of the Home Rule Charter, the County Mayor has recommended a proposed budget for Miami-Dade County, Florida, for the fiscal year commencing October 1, 2009. Said budget document as submitted to the Board of County

62

Commissioners ("Board") is incorporated herein by reference and is amended to include all of the applicable changes contained in the September 3, 2009, memorandum from the County Manager, entitled Information for First Budget Hearing – 2009-10 Proposed Budget.

Section 3. The budget proposed, including the five-year financial plan contained therein, is hereby approved and adopted, including the budgets for Special Assessment Districts, and the budgeted revenues and expenditures therein are hereby appropriated. Department expenditure allocations established by the County Mayor as revised and summarized in the attached budget are adopted as limitations of all expenditures, except as hereinafter provided; and appropriations hereby have been provided for outstanding indebtedness for the payment of vouchers that have been incurred in the current or prior year, but are not expected to be paid until the commencement of the new fiscal year. Receipts from sources not anticipated in the attached budget may be appropriated and expended by ordinance duly enacted by the Board in accordance with Section 129.06(2)(d), Florida Statutes, and Section 1.02(A) of the Miami-Dade County Home Rule Charter. Adjustments within the same fund to departmental appropriations made in the attached budget may be approved from time to time by motion duly adopted by the Board in accordance with Section 129.06(2)(a), Florida Statutes, and Ordinance No. 07-45, as amended. The Director of the Office of Strategic Business Management is authorized to approve adjustments to expenditure code allocations within the limit of the departmental or other appropriations made in the attached budget. All adjustments made in accordance with this ordinance are approved and ratified.

Section 4. Pursuant to the authority of Chapter 8015, Special Acts of Florida, 1919, which authorizes the Board of County Commissioners of Miami-Dade County, Florida, to borrow money and to issue time warrants, and pursuant to the authority of Section 129.02(5), Florida Statutes, which permits funds of the County to be invested in securities of the federal government and of the local governments in Florida, or both, the Finance Director is hereby authorized to invest these monies in the time warrants of Miami-Dade County, Florida.

Section 5. As provided in Section 5.03(C) of the Home Rule Charter, the Board hereby authorizes the transfer of any portion of the earnings or balance of the several funds, other than sinking funds, for obligations not yet retired, to the general funds of the County provided that such transfer be deemed a cash advance to meet operating and other expenses approved by the Board, and that all such advances shall be reimbursed before the end of the fiscal year upon receipt of adequate tax or other appropriate revenues. Provided, however, that this section in no way limits or restricts the power of the Board to transfer any unencumbered appropriation balance, or any portion thereof, from one department, fund or agency to another as provided by law pursuant to Section 5.03(C) of the Home Rule Charter.

Section 6. The Board repeals Resolution No. 829-06 directing the County Manager to allocate and fund fifty thousand (\$50,000) from the County Budget for the Roxcy Bolton Rape Treatment Center and Resolution No. 1225-86, as amended by Resolution No. R-1364-91, establishing the Minority Business Development Conference Trust Fund and authorizes the County Manager to transfer the trust fund balance toward the operations budget of the Small Business Development Department for FY 2009-10.

Section 7. All Implementing Orders and other actions of the Board setting fees and charges, as well as all fees consistent with appropriations adopted herein, are hereby ratified, confirmed and approved; and may be subsequently amended by Board action during the fiscal year.

Section 8. The revised Implementing Order setting the Miami-Dade Seaport Department rates, fees and charges as reflected in attachment A is made part hereof and the Implementing Order may be amended by motion of the Board at a later date.

Section 9. The revised Implementing Order setting the Department of Environmental Resources Management fees as reflected in attachment B are made part hereof and the Implementing Order may be amended by motion of the Board at a later date.

Section 10. The revised Implementing Order setting Animal Services Department fees as reflected in attachment C is made part hereof and the Implementing Order may be amended by motion of the Board at a later date.

Section 11. The revised Implementing Order setting Department of Solid Waste Management service levels and fees as reflected in attachment D is made part hereof and the Implementing Order may be amended by motion of the Board at a later date.

Section 12. The revised Implementing Order setting Library Department fees as reflected in attachment E is made part hereof and the Implementing Order may be amended by motion of the Board at a later date.

Section 13. The revised Implementing Order setting the Building and Neighborhood Compliance Department fees as reflected in attachment F is made part hereof and the Implementing Order may be amended by motion of the Board at a later date.

Section 14. The revised Implementing Order setting the Consumer Services Department fees as reflected in attachment G is made part hereof and the Implementing Order may be amended by motion of the Board at a later date.

Section 15. The revised Implementing Order setting Planning and Zoning Department fees as reflected in attachment H is made part hereof and the Implementing Order may be amended by motion of the Board at a later date.

Section 16. The revised Implementing Order setting the Water and Sewer Department rates, fees and charges as reflected in attachment I is made part hereof and the Implementing Order may be amended by motion of the Board at a later date.

Section 17. The revised Implementing Order setting the Corrections and Rehabilitation Department fees as reflected in attachment J is made part hereof and the Implementing Order may be amended by motion of the Board at a later date.

Section 18. The revised Implementing Order setting the Parks and Recreation Department fees as reflected in attachment K is made part hereof and the Implementing Order may be amended by motion of the Board at a later date.

Section 19. The revised summary of Building Code Compliance fees and charges as reflected in attachment L is made part hereof and the Implementing Order may be amended by motion of the Board at a later date.

Section 20. The revised summary of Aviation rates, fees and charges as reflected in attachment M are made part hereof and these rates, fees and charges may be amended by motion of the Board at a later date.

Section 21. The revised annual Special Taxing District rates as reflected in attachment N are approved and made a part hereof. These rates for the referenced Special Taxing Districts are hereby levied.

Section 22. The FY 2009-10 Pay Plan as attached is hereby adopted. The Pay Plan may be amended by motion of the Board. Implementation of the pay plan for the County bargaining unit employees is contingent upon the completion of collective bargaining negotiations for the fiscal year. Until such time the negotiations are completed, the County will continue to provide wages and benefits for bargaining unit employees in accordance with the current status quo. The County Mayor or his designee is directed to amend all personnel rules and administrative orders to be consistent with the Pay Plan.

Section 23. All allocations and reallocations of bond proceeds and interest earnings included in the 2009-10 Proposed Capital Budget and Multi-Year Capital Plan are hereby authorized.

Section 24. The County Mayor, or whomever he shall so designate, is hereby authorized to use interest earned on deposit of Public Improvement Bond funds to establish and maintain an Interest and Sinking Fund Reserve Account in an amount not to exceed one year's maximum principal and interest. Interest earned in excess of the reserve shall be distributed to

66

Public Improvement Bonds Construction Funds in accordance with standard accounting practices.

Section 25. The Finance Director is hereby authorized to establish and to receive and expend funds up to amounts received without specific appropriation pursuant to Section 5.03(C) of the Home Rule Charter for existing trust funds, working capital funds, bond construction funds, pension funds, revolving funds and any other such funds as may be approved by motion of the Board of County Commissioners during the 2009-10 fiscal year.

Section 26. The Finance Director is hereby authorized to make payment of local business tax surcharge revenues for FY 2009-10 to the Miami-Dade County Beacon Council, Inc., in accordance with state law and Resolution No. 1066-88 which authorizes the agreement between Miami-Dade County and the Beacon Council.

Section 27. All grant, donation, and contribution funds received by the County are hereby appropriated at the levels and for the purposes intended by the grants, donations and contributions.

Section 28. The County Mayor or his or her designee is hereby authorized to execute agreements for funding allocations for Community-based Organizations approved in this ordinance as a result of a Request for Proposal or other formal selection process or individual allocations approved by the Board in the form approved by the County Attorney.

Section 29. Notwithstanding any other provision of the County Code, resolution or Implementing Order to the contrary, non-profit entities awarded grants of County monies from the District Discretionary Reserve, Commission Office Funds, or County Services Reserve shall not be required to complete affidavits of compliance with the various policies or requirements applicable to entities contracting or transacting business with the County.

Section 30. Payment by a municipality to the Municipal Services Trust Fund shall be used for services which provide benefits to the municipality or the residents thereof.

Section 31. Unless otherwise prohibited by law, this ordinance shall supersede all provisions of prior ordinances and resolutions in conflict herewith; provided, however, nothing in this ordinance shall amend or supersede the requirements of Section 2-1796.


Section 32. If any section, subsection, sentence, clause or provision of this ordinance is held invalid, the remainder of this ordinance shall not be affected by such invalidity.

Section 33. All provisions of this ordinance shall become effective ten (10) days after the date of enactment unless vetoed by the Mayor, and if vetoed, shall become effective only upon override by this Board. In the event all or any particular component of this ordinance are vetoed, the remaining components, if any, shall become effective ten (10) days after the date of enactment and the components vetoed shall become effective only upon override by this Board.

Section 34. This ordinance does not contain a sunset provision.

PASSED AND ADOPTED:

Approved by County Attorney as
to form and legal sufficiency.



ORD/ITEM F first reading

~~A.O.I.O. NO.:~~ 4-4

~~ORDERED:~~ ~~09/18/2008~~09/18/2009

~~EFFECTIVE:~~ ~~10/01/2008~~10/01/2009

~~ADMINISTRATIVE IMPLEMENTING ORDER~~
~~MIAMI-DADE COUNTY~~

~~PORT OF MIAMI TERMINAL TARIFF NO. 010~~

~~SEAPORT DEPARTMENT~~

AUTHORITY:

~~Section 4.02 of the Miami-Dade County Home Rule Amendment and Charter, including, among others, Sections 1.01 and 2.02A.~~

SUPERSEDES:

~~This Administrative Implementing Order supersedes prior Administrative Orders and revisions to Port of Miami Terminal Tariff No. 010 as it relates to those items specified in the attached Tariff pages. Any items not expressly superseded herein remain in effect.~~

POLICY:

~~Port of Miami Terminal Tariff No. 010 shall be established providing for the rates, rules and regulations for the Seaport facilities of Miami-Dade County, Florida.~~

PROCEDURE:

~~The Director of the Dante B. Fascell Port of Miami-Dade (Port of Miami) is responsible for the operation and management of the Port of Miami, including establishing rates and fees for usage of Port facilities and collection of same. Reviews and revisions of rates and fees will occur on an annual basis with recommendations for changes forwarded to the County Manager.~~

TARIFF:

~~The Tariff items adopted by this Administrative Implementing Order have been presented and are considered a part hereof. In accordance with Section 2.3 of the Code of Miami-Dade County, these official Tariff items are also filed with the Clerk of the Board of County Commissioners. Items, which are charged by the Port of Miami, shall be the same as those listed in the official Port of Miami Terminal Tariff No. 010 on file with the Clerk of the County Commission.~~

~~This Administrative Implementing Order is hereby submitted to the Board of County Commissioners of Miami-Dade County, Florida.~~

~~George M. Burgess
County Manager~~



TERMINAL TARIFF NO. 010
RATES RULES AND REGULATIONS
FOR THE
SEAPORT FACILITIES
OF
MIAMI-DADE COUNTY
FLORIDA

1st REVISED [title page]

EFFECTIVE: February 5, 2000

THIS TARIFF IS ISSUED BY THE MIAMI-DADE COUNTY
MANAGER UNDER AUTHORITY OF ADMINISTRATIVE
ORDER NO. 4-4 PURSUANT TO SECTIONS 4.02 1.01
AND 2.02(A) OF THE HOME RULE CHARTER; MIAMI-
DADE COUNTY HAVING JURISDICTION OVER AND
CONTROL OF THE OPERATION OF THE DANTE B.
FASCELL PORT OF MIAMI-DADE.

FOR FURTHER INFORMATION ADDRESS

PORT DIRECTOR
DANTE B. FASCELL PORT OF MIAMI-DADE
1015 NORTH AMERICA WAY
MIAMI, FLORIDA 33132
(305) 371-7678

TARIFF NO. 010

TABLE OF CONTENTS

SECTION	TITLE	PAGE
SECTION ONE	DEFINITIONS	1
SECTION TWO	GENERAL RULES AND REGULATIONS	6
SECTION THREE	RULES & REGULATIONS FOR VESSELS	12
SECTION FOUR	RULES & REGULATIONS FOR WHARVES	15
SECTION FIVE	DOCKAGE	19
SECTION SIX	WHARFAGE	22
SECTION SEVEN	WHARF DEMURRAGE AND TERMINAL STORAGE	26
SECTION EIGHT	CONTAINER CRANE FACILITY	28
SECTION NINE	RENTALS AND LEASES	33
SECTION TEN	MISCELLANEOUS CHARGES	38
SECTION ELEVEN	GENERAL INFORMATION	43

ISSUED BY

MIAMI-DADE COUNTY SEAPORT DEPARTMENT

71

TERMINAL TARIFF NO 010

	Page
<i>Anchorage – Rentals and Leases</i>	45
<i>Anchorage/Obstruction Turning Basins and Channels – Rules and Regulations for Vessels</i>	12
<i>Appeals – General Rules & Regulations</i>	6
<i>Application of Tariff – General Rules & Regulations</i>	6
<i>Berth Application – Rules and Regulations for Vessels</i>	13
<i>Berth Assignment – Definition</i>	1
<i>Berth Assignment – Rules and Regulations for Vessels</i>	13
<i>Berth Change – Rules and Regulations for Vessels</i>	13
<i>Berth Day – Definition</i>	1
<i>Berthing Unauthorized – Rules and Regulations for Vessels</i>	13
<i>Board Foot – Definition</i>	1
<i>Boat Cradle Removal – Rules and Regulations for Wharves</i>	16
<i>Cargo, Abandoned– General Rules & Regulations</i>	8
<i>Cargo Statements and Vessel Reports – General Rules & Regulations</i>	8
<i>Characteristics – Container Gantry Facility</i>	30
<i>Checking – Definition</i>	1
<i>Cleaning Facilities – Container Gantry Facility</i>	32
<i>Cleanliness of Premises – Rules and Regulations for Wharves</i>	15
<i>Consent to Terms of Tariff – General Rules & Regulations</i>	6
<i>Container Crane Facility</i>	28
<i>County – Definition</i>	1
<i>County Commission – Definition</i>	1
<i>County Manager – Definition</i>	1
<i>Crane Condition</i>	31
<i>Crane Rates</i>	29,29A
<i>Damage to Facilities – Rules and Regulations for Wharves</i>	16
<i>Damages Sustained to Crane</i>	31
<i>Dangerous Cargo – Definition</i>	1
<i>Dante B Fascell Port of MiamiDade – Definition</i>	3
<i>Definitions</i>	1
<i>Description – General Information</i>	46,47,48
<i>Disclaimer for Loss or Damage – General Rules & Regulations</i>	7
<i>Dock Parking Permit Fee, Special</i>	42
<i>Dockage</i>	19
<i>Dockage – Basis of Charge</i>	19
<i>Dockage – Berthing for Clearance</i>	21
<i>Dockage – Definition</i>	1
<i>Dockage – Duration of</i>	19
<i>Dockage – Minimum Charge</i>	21
<i>Dockage – Unauthorized Berthing</i>	19
<i>Dockage Charges – Cultural, Educational, Charitable Events</i>	19
<i>Dockage Charges, Except Government/Ocean Research Vessels</i>	20
<i>Dockage Charges – Historical, Heritage Vessels</i>	21
<i>Dockage Charges, Military Vessels</i>	21

ORIGINAL

INDEX

OCTOBER 1, 2002

ISSUED BY
MIAMIDADE COUNTY SEAPORT DEPARTMENT

72

TERMINAL TARIFF NO 010

	Page
Dockage Charges, Ocean Research Vessels	21
Dockage Rates – Tugs	19
Dockage Rates – Vessel Wet Docking	21
Electric Current for Refrigerated Units Charge	38
Electric Current for Vessels Charge	38
Emergencies – <i>Rules and Regulations for Vessels</i>	14
Emergencies – <i>Rules and Regulations for Wharves</i>	16
Fisher Island Turning Basin – <i>Rentals and Leases</i>	44
Fisherman’s Channel – <i>General Information</i>	43
Free Time, Computation of – <i>Wharf Demurrage/Terminal Storage</i>	26
Free Time – <i>Definition</i>	1
Free Time Allowance – <i>Wharf Demurrage/Terminal Storage</i>	26
Fresh Water Charge	38
Fumigation Charge	38
General Information	43
Handling – <i>Definition</i>	1
Harbor Fee	39
Hazardous Materials – <i>Rules and Regulations for Wharves</i>	17
Heavy Lift – <i>Definition</i>	2
Heavy Lift Charges – <i>Container Gantry Facility</i>	30
Holidays, Port Legal– <i>Definition</i>	2
Hose Rental Charge	38
Indemnification – <i>General Rules & Regulations</i>	11
Inside – <i>Rentals and Leases</i>	37
Insurance – <i>Container Gantry Facility</i>	31
Insurance – <i>General Rules & Regulations</i>	11
Intracoastal Waterway – <i>Rentals and Leases</i>	44
Late Documentation Service Fee – <i>General Rules & Regulations</i>	8
Leasing – <i>Rules and Regulations for Wharves</i>	15
Lights at Night – <i>Rules and Regulations for Vessels</i>	12
Loading and Unloading – <i>Definition</i>	2
Loitering on Port Property – <i>Rules and Regulations for Wharves</i>	17
Main Channel – <i>Rentals and Leases</i>	43
Main Turning Basin – <i>Rentals and Leases</i>	44
Miami Harbor – <i>Rentals and Leases</i>	43
Miami River – <i>General Information</i>	44
Miscellaneous Charges	38
Non-Operating Port – <i>Definition</i>	2
Non-Shipment by Water – <i>Wharf Demurrage/Terminal Storage</i>	26
Open Ground Leases – <i>Rentals and Leases</i>	37
Operator – <i>Definition</i>	2
Other – <i>Rentals and Leases</i>	37
Parking, Vehicle at the Port	40
Passenger, Child – <i>Definition</i>	2
Passenger, Domestic – <i>Definition</i>	2

ORIGINAL

INDEX

OCTOBER 1, 2002

ISSUED BY
MIAMIDADE COUNTY SEAPORT DEPARTMENT

73

TERMINAL TARIFF NO 010

	Page
Passenger, Foreign – <i>Definition</i>	2
Payment Guarantee – <i>General Rules & Regulations</i>	11
Payment of Bills – <i>Container Gantry Facility</i>	30
Payment of Bills – <i>General Rules & Regulations</i>	9,9A
Permit Fees, Annual	41,41A,42
Person – <i>Definition</i>	3
Placement Goods Not to be Bailment – <i>General Rules & Regulations</i>	8
Point of Rest – <i>Definition</i>	3
Pollution of Air and Water – <i>Rules and Regulations for Vessels</i>	12
Port Director – <i>Definition</i>	3
Port Terminal – <i>Definition</i>	4
Pronouns – <i>Definition</i>	3
Records, Access to– <i>General Rules & Regulations</i>	11
Rental of Space	33,34,35,35A
Rentals and Leases	33
Restrictions and Limitations, General – <i>General Rules & Regulations</i>	7
Returned Check Service Fee	40
Rules and Regulations for Container Gantry Crane	28
Rules and Regulations for Vessels	12
Rules and Regulations for Wharves	15
Rules and Regulations, General	6
Scale Charge	40
Seaport Department – <i>Definition</i>	4
Security – <i>Rules and Regulations for Wharves</i>	18
Ship Agent – <i>Definition</i>	4
Signs – <i>Rules and Regulations for Wharves</i>	17
Small Boat – <i>Definition</i>	4
Smoking – <i>Rules and Regulations for Wharves</i>	17
Solicitation – <i>Rules and Regulations for Wharves</i>	17
Speed – <i>Rules and Regulations for Vessels</i>	12
Storage Charges, Minimum – <i>Wharf Demurrage/Terminal Storage</i>	27
Tariff – <i>Definition</i>	4
Tariff Publication – <i>Definition</i>	4
Temporary and/or Mobile Office Structures – <i>Rentals and Leases</i>	36
Temporary Emergency Changes to Tariff – <i>General Rules & Regulations</i>	10
Terminal Storage – <i>Definition</i>	4
Terminal Storage Charges – <i>Wharf Demurrage/Terminal Storage</i>	27
Third Party Contracts – <i>Rules and Regulations for Wharves</i>	15
Tide and Tidal Currents – <i>Rentals and Leases</i>	45
Usage – <i>Definition</i>	5
Vehicle Examination Facility Charge	40
Vehicle Parking at the Port	40
Vehicles – <i>Rules and Regulations for Wharves</i>	18
Vessel – <i>Definition</i>	5
Vessel to be Continuously Worked – <i>Rules and Regulations for Vessels</i>	14

ORIGINAL

INDEX

OCTOBER 1, 2002

ISSUED BY
MIAMIDADE COUNTY SEAPORT DEPARTMENT

74

TERMINAL TARIFF NO 010

	Page
Volume Incentive	9A
Wharf Demurrage – <i>Definition</i>	5
Wharf Demurrage and Terminal Storage	26
Wharf Demurrage Charges	26
Wharf Obstruction – <i>Rules and Regulations for Wharves</i>	18
Wharfage	22
Wharfage – Calculation of Cargo Tonnage	22
Wharfage – Cargo Charges	22
Wharfage – Minimum Charge	24
Wharfage – Overland Cargo from Other US Seaports	24
Wharfage – Passenger Charges	23
Wharfage – Passenger Vehicle	24
Wharfage – Ship’s Stores	22
Wharfage – Transshipments	25
Wharfage, Cargo – <i>Definition</i>	5
Wharfage, Passenger – <i>Definition</i>	5
Working Hours, Normal – <i>General Rules & Regulations</i>	11

TARIFF NO. 010

CHECK SHEET

PAGE NUMBER	REVISION	EFFECTIVE DATE	PAGE NUMBER	REVISION	EFFECTIVE DATE
Title Page	1 st Revised	02-05-00	24	7 th Revised	10-01-08
Table of Contents	Original	03-31-94	25	1 st Revised	02-05-00
00	24 th Revised	10-01-08	26	10 th Revised	10-01-08
00-A	Original	03-31-94	27	12 th Revised	10-01-08
00-B	1 st Revised	02-05-00	28	2 nd Revised	02-05-00
00-C	1 st Revised	10-01-99	29	14 th Revised	10-01-08
1	3 rd Revised	10-01-05	29-A	1 st Revised	10-01-05
2	2 nd Revised	10-01-05	30	2 nd Revised	10-01-05
3	1 st Revised	02-05-00	31	1 st Revised	10-01-99
4	5 th Revised	10-01-08	32	Original	03-31-94
5	Original	03-31-94	33	5 th Revised	10-01-07
6	4 th Revised	04-15-05	34	2 nd Revised	10-01-05
7	1 st Revised	02-05-00	35	4 th Revised	10-01-07
8	3 rd Revised	10-01-03	35-A	3 rd Revised	10-01-07
9	2 nd Revised	02-05-00	36	1 st Revised	10-01-05
9-A	2 nd Revised	10-01-05	37	6 th Revised	10-01-07
10	1 st Revised	10-01-01	38	9 th Revised	10-01-08
11	3 rd Revised	10-01-05	39	11 th Revised	10-01-08
12	1 st Revised	02-05-00	40	8 th Revised	10-01-08
13	1 st Revised	02-05-00	41	14 th Revised	10-01-08
14	1 st Revised	02-05-00	41-A	Deleted	10-01-02
15	1 st Revised	06-01-98	42	6 th Revised	10-01-07
16	7 th Revised	10-01-07	43	Original	03-31-94
17	2 nd Revised	10-01-02	44	Original	03-31-94
18	1 st Revised	02-05-00	45	Original	03-31-94
19	3 rd Revised	10-01-02	46	2 nd Revised	10-01-05
20	15 th Revised	10-01-08	47	2 nd Revised	10-01-05
21	11 th Revised	10-01-08	48	1 st Revised	10-01-05
22	10 th Revised	10-01-08	Index	Original	10-01-02
23	15 th Revised	10-01-08			

76

TARIFF NO. 010

CORRECTION SHEET

ORIGINAL

PAGE 00-A

ISSUED: JANUARY 1, 1994

EFFECTIVE: MARCH 31, 1994

Reference marks and symbols used to indicate the effect of corrections to this
Tariff are in compliance with FMC General Order 13, as amended as follows:

- (R) To denote a reduction
- (A) To denote an increase
- (C) To denote changes in wording which result in neither an increase nor
decrease in charges
- (D) To denote a deletion
- (E) To denote an exception to a general change
- (N) To denote reissued matter
- (I) To denote new or initial matter

ISSUED BY

MIAMI-DADE COUNTY SEAPORT DEPARTMENT

77

TARIFF NO. 010

1st REVISED

PAGE 00-B

UNITS OF WEIGHT & MEASURE

EFFECTIVE: FEBRUARY 5, 2000

Customary international (metric) and U.S. units of weight and measure governing the determination of rates and charges assessed under this Tariff are as follows:

1 Acre	43,560	Square Feet
1 Kilogram	2.2046	Pounds
1,000 Kilograms	2,204.62	Pounds (1 Metric Ton)
1 Pound	0.4536	Kilograms
2,000 Pounds	907.1847	Kilograms (1 Short Ton)
1 Metric ton (1 Kilo ton)	1.1023	Short Tons
1 Short Ton	2,000	Pounds
1 Short Ton	0.9072	Metric Ton
1 Long Ton	2,240	Pounds
1 Foot	0.3048	Meter
1 Meter	3.2808	Feet
1 Cubic Foot	0.0283	Cubic Meters
1 Cubic Meter	35.315	Cubic Feet
1 Bushel Grain (US) 60 Pounds	27.216	Kilograms
1 Barrel (US) 42 Gallons	158.9873	Liters
1 Cubic Meter	423.792	Ft. Board Measure
1,000 Ft. Board Measure	83.33	Cubic Feet
1,000 Ft. Board Measure	2.36	Cubic Meters
6.4 Barrels (US, Bunker Fuel Only)	1,000	Kilograms
1 Liter	0.2642	Gallons
1 Gallon	3.7854	Liters
1 Gallon (Fresh Water)	8.34	Pounds

ISSUED BY

MIAMI-DADE COUNTY SEAPORT DEPARTMENT

78

TARIFF NO. 010

1st REVISED

PAGE 00-C

METRIC CONVERSION GUIDE

EFFECTIVE: OCTOBER 1, 1999

<u>TO CHANGE</u>	<u>TO</u>	<u>MULTIPLY BY</u>
Cubic Feet	Cubic Meters	0.0283
Cubic Meters	Cubic Feet	35.3145
Cubic Meters	Cubic Yards	1.3079
Cubic Yards	Cubic Meters	0.7646
Feet	Meters	0.3048
Gallons (US)	Liters	3.7854
Inches	Millimeters	25.4000
Inches	Centimeters	2.5400
Kilograms	Pounds	2.2046
Liters	Gallons (US)	0.2642
Liters	Pints (Dry)	1.8162
Liters	Pints (Liquid)	2.1134
Liters	Quarts (Dry)	0.9081
Liters	Quarts (Liquid)	1.0567
Meters	Feet	3.2808
Meters	Yards	1.0936
Metric Tons	Tons (Long)	.8942
Metric Tons	Tons (Short)	1.1023
Millimeters	Inches	0.0394
Miles	Kilometers	1.6093
Pints (Dry)	Liters	0.5506
Pints (Liquid)	Liters	0.4732
Pounds	Kilograms	0.4536
Quarts (Dry)	Liters	1.1012
Quarts (Liquid)	Liters	0.9463
Square Feet	Square Meters	0.0929
Square Meters	Square Feet	10.7639
Square Yards	Square Meters	.8361
Tons (Long)	Metric Tons	1.0160
Tons (Short)	Metric Tons	0.9072
Yards	Meters	0.9144

ISSUED BY

MIAMI-DADE COUNTY SEAPORT DEPARTMENT

79

TARIFF NO. 010

4th REVISED PAGE 1

SECTION ONE
DEFINITIONS

EFFECTIVE: OCTOBER 1, 2009

FMC SUBRULE: 34-A01

FOR EXPLANATION OF SYMBOLS, SEE PAGE 0-A (AFTER TITLE PAGE)

		ITEM
The granting of permission to use a specified berth.	BERTH ASSIGNMENT	100
Each 24-hour period or fraction thereof during which a vessel occupies an assigned berth.	BERTH DAY	102
A unit of quantity for lumber equal to the volume of a board that is 12x12x1 inches - abbr. BF. If the number of BF is not listed on the manifest, then all charges will be assessed by manifested weight.	BOARD FOOT	103
The service of counting and checking cargo against appropriate documents for the account of the cargo or the vessel, or other person requesting same.	CHECKING	104
Miami-Dade County, organized and existing under and by the virtue of the laws of the State of Florida, and situated in the County of Miami-Dade in Florida.	COUNTY	106
The <u>legislative</u> governing body of Miami-Dade County as provided for in the charter of Miami-Dade County.	COUNTY COMMISSION (C)	108
The administrative head of Miami-Dade County, appointed by the <u>Mayor</u> County Commission , who is responsible for the efficient operation of all County Departments.	COUNTY MANAGER (C)	110
Dangerous cargo (includes hazardous materials, explosives, radioactive materials, etc.) Items included in Title 33 of the Code of Federal Regulations Section 160.203 and further defined in sections referenced therein.	DANGEROUS CARGO	111
The charges assessed against a vessel for berthing at a wharf, pier, bulkhead structure, or bank, or for mooring to a vessel so berthed.	DOCKAGE	112
A plan developed to ensure the application of security measures designed to protect the facility and its servicing vessels or those vessels interfacing with the facility, their cargoes, and persons on board at the respective MARSEC Levels pursuant to all applicable laws including but not limited to 33 Code of Federal Regulation 101.105, et seq.	FACILITY SECURITY PLAN (FSP)	113
The specified period during which cargo may occupy space assigned to it on terminal property free of wharf demurrage or terminal storage charges immediately prior to the loading or subsequent to the discharge of such cargo on or off the vessel.	FREE TIME	114
The service of physically moving cargo between point of rest and any place of the terminal facility, other than the end of ship's tackle.	HANDLING	116

ISSUED BY

MIAMI-MIAMI-DADE COUNTY SEAPORT DEPARTMENT

80

TARIFF NO. 010

2nd REVISED PAGE 2

**SECTION ONE
DEFINITIONS**

EFFECTIVE: OCTOBER 1, 2005

FMC SUBRULE: 34-A01

FOR EXPLANATION OF SYMBOLS, SEE PAGE 0-A (AFTER TITLE PAGE)

The service of providing heavy lift cranes and equipment for lifting cargo.	HEAVY LIFT	<u>ITEM</u> 118
New Year's Day.....January 1 Martin Luther King's Birthday.....3rd Monday in January Presidents' Day.....3rd Monday in February Memorial Day.....Last Monday in May Independence Day.....July 4 Labor Day.....1st Monday in September Columbus Day.....2nd Monday in October Veterans' Day.....November 11 Thanksgiving Day.....4th Thursday in November Christmas Day.....December 25 In the event a legal holiday falls on a Saturday, it is celebrated on the preceding Friday, and in the event a legal holiday falls on a Sunday, it is celebrated on the succeeding Monday.	PORT LEGAL HOLIDAYS (For billing purposes only)	119
The service of loading or unloading cargo between any place on the terminal and railroad cars, trucks, lighters or barges or any other means of conveyance to or from the terminal facility.	LOADING AND UNLOADING	120
Any Person carrying on the business of furnishing wharfage, dock, warehouse, or other marine terminal services or facilities in connection with a common carrier by water in the United States or its possessions.	OPERATOR	122
Port of Miami-Dade does not provide longshoremen, checkers or handlers for cargo or baggage; nor does it handle, count, or provide guards or security for cargo and ships. These services are provided by franchised stevedoring, cargo handling, and steamship agency firms. A list of firms authorized to perform these services is available upon request from the Seaport Marketing Division, Permit Section.	NON-OPERATING PORT	123
A notice issued by the United States Coast Guard or other federal, state or local agency for an alleged violation. The notice contains the applicable law or regulation violated and the corresponding proposed penalty and conditions to resolve the case.	NOTICE OF VIOLATION (I)	123a
A passenger traveling in an American-flag vessel.	PASSENGER DOMESTIC	124
A passenger traveling in a foreign-flag vessel.	PASSENGER FOREIGN	126
Any child, foreign or domestic, who has not reached its twelfth birthday, as of the date of embarkation or debarkation.	CHILD PASSENGER	127

ISSUED BY

MIAMI-DADE COUNTY SEAPORT DEPARTMENT

81

TARIFF NO. 010

1st REVISED

PAGE 3

**SECTION ONE
DEFINITIONS**

EFFECTIVE: FEBRUARY 5, 2000

FMC SUBRULE: 34-A01

FOR EXPLANATION OF SYMBOLS, SEE PAGE 0-A (AFTER TITLE PAGE)

<p>"Person" shall be defined in Florida Statutes Section 1.01 (3), and shall include municipal, governmental and public bodies and their agents, when such bodies or agents are using the Port terminal facility.</p>	<p>PERSON</p>	<p><u>ITEM</u> 128</p>
<p>That area on the terminal facility which is assigned for the receipt of inbound cargo from the ship and from which area inbound cargo may be delivered to the consignee, and that area which is assigned for the receipt of outbound cargo from shippers for vessel loading.</p>	<p>POINT OF REST</p>	<p>130</p>
<p>This term is synonymous with the term "Seaport Director."</p>	<p>PORT DIRECTOR</p>	<p>132</p>
<p>This term is synonymous with the term "Seaport Department," "Port," "Port of Miami," "Port of Miami-Dade."</p>	<p>DANTE B. FASCELL PORT OF MIAMI- DADE (C)</p>	<p>134</p>
<p>A pronoun in one gender includes and applies to other genders as well.</p>	<p>PRONOUNS (I)</p>	<p>135</p>

ISSUED BY

MIAMI-DADE COUNTY SEAPORT DEPARTMENT

82

TARIFF NO. 010

5th REVISED

PAGE 4

**SECTION ONE
DEFINITIONS**

EFFECTIVE: OCTOBER 1, 2008

FMC SUBRULE: 34-A01

FOR EXPLANATION OF SYMBOLS, SEE PAGE 0-A (AFTER TITLE PAGE)

		<u>ITEM</u>
One or more structures comprising a terminal unit, and including, but not limited to wharves, warehouses, covered and/or open storage space, cold storage plants, grain elevators and/or bulk cargo loading and/or unloading structures, landings and receiving stations, used for the transmission, care and convenience of cargo and/or passengers in the interchange of same between land and water carriers or between two water carriers.	PORT TERMINAL	136
The department of Miami-Dade County created to operate, manage and develop the Seaport and terminal facilities of Miami-Dade County.	SEAPORT DEPARTMENT	138
The vessel representative responsible for the collection and payment of all charges assessed on a vessel for which they file a Request for Ship's Berth Assignment and provide accurate manifest documentation. All Ship Agents must be bonded and permitted by the Seaport Department to transact business at the Port of Miami.	SHIP AGENT	139
A vessel having a container/trailer capacity of 750 TEUs or less.	SMALL BOAT (C)	140
A publication containing the rates, charges, rules regulations and practices of any Person carrying on the business of furnishing wharfage, dock, warehouse, or other marine terminal services or facilities in connection with a common carrier by water in the United States or its possessions.	TARIFF	142
A schedule, tariff, supplement to, or revised or amended page of a schedule or tariff.	TARIFF PUBLICATION	144
The service of providing warehouse or other terminal facilities for the storing of inbound or outbound cargo, including wharf storage, shipside storage, closed or covered storage, open or ground storage, bonded storage and refrigerated storage, after storage arrangements have been made.	TERMINAL STORAGE	146

ISSUED BY

MIAMI-DADE COUNTY SEAPORT DEPARTMENT

83

TARIFF NO. 010

ORIGINAL PAGE 5

ISSUED: JANUARY 1, 1994

EFFECTIVE: MARCH 31, 1994

SECTION ONE
DEFINITIONS

FMC SUBRULE: 34-A01

FOR EXPLANATION OF SYMBOLS, SEE PAGE 0-A (AFTER TITLE PAGE)

		<u>ITEM</u>
The use of the terminal facility by any rail carrier, lighter operator, trucker, shipper or consignees, their agents, servants, and/or employees, when they perform their own car, lighter or truck loading or unloading, or the use of said facilities for any other gainful purpose for which a charge is not otherwise specified.	USAGE	150
Except as otherwise provided in individual items, the term "vessel" means floating craft of every description, and shall include in its meanings the term "owners and agents" thereof.	VESSEL	152
A charge assessed against cargo remaining in or on terminal facilities after the expiration of free time unless arrangements have been made for storage. Wharf demurrage is also applicable to cargo remaining in or on terminal facilities after expiration of an authorized storage period.	WHARF DEMURRAGE	154
A charge, assessed against the cargo or vessel on all cargo passing or conveyed over, onto, or under wharves or between vessels (to or from barge, lighter, or water), when berthed at a wharf or when moored in slip adjacent to wharf. Wharfage is solely the charge for use of wharf and does not include charges for any other service.	WHARFAGE, CARGO	156
A charges assessed against a passenger on a vessel, other than a crew member, when embarking from or debarking to port property. Passenger wharfage is solely the charge for use of wharf and other passenger facilities and does not include charges for any other service.	WHARFAGE, PASSENGER	158

ISSUED BY

MIAMI-DADE COUNTY SEAPORT DEPARTMENT

84

TARIFF NO. 010

4th REVISED

PAGE 6

**SECTION TWO
GENERAL RULES & REGULATIONS**

FMC SUBRULE: 34-A02

EFFECTIVE: APRIL 15, 2005

FOR EXPLANATION OF SYMBOLS, SEE PAGE 0-A (AFTER TITLE PAGE)

APPLICABILITY OF TARIFF		ITEM
<p>The charges, rates, rules and regulations published in this tariff shall apply equally to all users of, and all traffic on the waterways and facilities owned and operated by Miami-Dade County, Florida under the jurisdiction of the Seaport Department, on and after the effective date of this tariff or any supplements thereto.</p> <p>Should there be any matter requiring clarification or interpretation of any tariff item, the Seaport Director, by delegation from the County, shall be the sole judge as to the application and interpretation of this tariff.</p> <p>The Seaport Director shall have the authority to deny, cancel, refuse, suspend or revoke a company's permit when that company has violated tariff rules and regulations or has violated established Port procedures, or has withheld or falsified information, or has been involved in any type of unlawful activity.</p>	<p>APPLICATION OF TARIFF AND SUPPLEMENTS</p> <p>(I)</p>	<p>200</p>
<p>The use of the waterways and piers, wharves, bulkhead, docks and other facilities under the jurisdiction of the Seaport Department shall constitute a consent to the terms and conditions of this tariff, and evidence an agreement on the parts of the vessels, their owners and agents, and other users of such waterways and facilities to pay all charges specified in this tariff and be governed by all rules and regulations published herein.</p>	<p>CONSENT TO TERMS OF TARIFF</p>	<p>202</p>
<p>A right of administrative review exists for actions or inactions of the Port Director and/or the Department pursuant to Section 28A-7, Code of Miami-Dade County.</p>	<p>APPEALS</p>	<p>204</p>

ISSUED BY

MIAMI-DADE COUNTY SEAPORT DEPARTMENT

85

TARIFF NO. 010

1st REVISED

PAGE 7

**SECTION TWO:
GENERAL RULES & REGULATIONS**

FMC SUBRULE: 34-A03

EFFECTIVE: FEBRUARY 5, 2000

FOR EXPLANATION OF SYMBOLS, SEE PAGE 0-A (AFTER TITLE PAGE)

ADMINISTRATIVE RESTRICTIONS, LIMITATIONS AND REQUIREMENTS		<u>ITEM</u>
<p>The Seaport Department is not obligated to provide storage or accommodation for property which has not been transported, nor is intended to be transported by water to or from the Port; nor is it obligated to provide extended storage or other services beyond reasonable capacity of the facilities; nor is it obligated to provide extended storage for any property in the course of normal operations, beyond a period of time determined by the Director.</p> <p>The Seaport Department is not obligated to accept any cargo, either inbound or outbound, which is not compatible with the accepted objectives of the Port and the established assurances to the community. The refusal of any such cargo is discretionary with the Director.</p> <p>The Seaport Department is not obligated to issue any permit, including stevedore permit or renewal. The Seaport shall consider other factors such as the granting or renewal of a permit does not lead to duplication of services that could lead to destructive competition or a reduction of the quality of services to our customers and persons using the Port of Miami-Dade and its facilities, and does not lead the Port of Miami-Dade to uncertainty, disruption and/or unstable environment in the rendering of such services.</p>	GENERAL RESTRICTIONS AND LIMITATIONS (C)	210
<p>The Seaport Department shall not be responsible for any damages to freight being loaded, unloaded, handled, stored, or otherwise present on its facilities, or for loss of any freight or for any delay to same.</p> <p>The Seaport Department shall not be responsible for any loss or damage to freight on or in its facilities by reason of fire, leakage, evaporation, natural shrinkage, wastage, decay, animals, rats, mice, other rodents, moisture, the elements, discharge of water from sprinkler fire protection systems, or by or from any other cause.</p> <p>The Seaport Department shall not be responsible for delay, loss or damage arising from riots, strikes, or labor disturbances of any persons, or for any loss due to pilferage or thievery, or to any other cause.</p> <p>The Seaport Department shall not be responsible for any personal injuries or death resulting from any cause whatsoever on its properties or facilities.</p> <p>The Seaport Department shall not be relieved from liability for occurrences which are caused solely by its own negligence.</p>	DISCLAIMER FOR LOSS OR DAMAGE	212

ISSUED BY

MIAMI-DADE COUNTY SEAPORT DEPARTMENT

86

TARIFF NO. 010

3rd REVISED PAGE 8

EFFECTIVE: OCTOBER 1, 2003

**SECTION TWO
GENERAL RULES & REGULATIONS**

FMC SUBRULE: 34-A03

FOR EXPLANATION OF SYMBOLS, SEE PAGE 0-A (AFTER TITLE PAGE)

<p>The placing of property of any nature, including cargo on Seaport property pursuant to this tariff shall not be construed under any circumstances as a bailment of that property, and Miami-Dade County, its officers, employees, and agents, shall not be considered as bailee of any property whatsoever.</p>	<p>PLACEMENT GOODS NOT TO BE BAILMENT</p>	<p><u>ITEM</u> 213</p>
<p>Any cargo on which charges have not been collected within 90 days shall be considered abandoned cargo. The Seaport Department reserves the right to remove any or all such property to another part of the premises, or remove it and place in storage off the Port at the risk and expense of the owner. The Seaport Department may retain possession of the property until all charges have been paid. When the Director determines final abandonment of cargo in any instance, he shall dispose of same under established County procedures.</p>	<p>ABANDONED CARGO</p>	<p>214</p>
<p>All vessels, their owners and agents, and all other users of the waterways and facilities, shall furnish the Director copies of inbound or outbound manifest or other documents in a form satisfactory to the Director, or a full and correct statement, signed and certified to, on blanks furnished by the Seaport Department, showing weights or measurements of the various items discharged or loaded and the basis on which freight charges are assessed, within ten days after the arrival and/or departure of vessels, excepting Saturdays, Sundays and holidays.</p> <p>It is the stevedores' responsibility to provide the Port of Miami-Dade with complete loading and discharge guides to verify the vessel manifest(s).</p>	<p>FURNISHING CARGO STATEMENTS AND VESSEL REPORTS</p>	<p>216</p>
<p>A service fee of one-half of one percent (1/2 of 1%) of total charges resulting from the calculation of charges reflected on such documents, for each 24-hour period or fractional part thereof, including Saturdays, Sundays and holidays, will be assessed for incomplete, incorrect, non-certified or late submission of documentation required for entry to the Port or for the calculation or verification of Port charges. This service fee shall be assessed in addition to all other penalties imposed by this tariff. The minimum service fee is ten dollars (\$10.00).</p>	<p>LATE DOCUMENTATION ON SERVICE FEE (C)</p>	<p>217</p>

ISSUED BY

MIAMI-DADE COUNTY SEAPORT DEPARTMENT

87

TARIFF NO. 010

3rd REVISED

PAGE 9-A

EFFECTIVE: OCTOBER 1, 2009

SECTION TWO
GENERAL RULES & REGULATIONS

FMC SUBRULE: 34-A03

FOR EXPLANATION OF SYMBOLS, SEE PAGE 0-A (AFTER TITLE PAGE)

ITEM

Large volume non-terminal operating customers that do not have Board of County Commissioners approved volume agreements, upon certification by the Port's common user terminal operator, that either the customer is anticipated to load/unload in excess of 100,000 tons of cargo per fiscal year, or the customer is participating in a Port approved and Federal Maritime Commission approved, vessel sharing agreement with other lines which will result in the vsa participants loading/unloading over 100,000 tons of cargo per fiscal year, may apply to the common user terminal operator for a certification of Base tons, and upon such certification and written acceptance of same by the Port, may receive the following Tariff incentives on an annual fiscal year basis:

Base Tons (first 100,000 tons per fiscal year)	0% off of applicable published Tariff for Dockage and Wharfage
100,001-250,000 Tons per fiscal year	20% off of applicable published Tariff for Dockage and Wharfage
250,001-500,000 per fiscal year	30% off of applicable published Tariff for Dockage and Wharfage
500,001-750,000 Tons per fiscal year	40% off of applicable published Tariff for Dockage and Wharfage
Tons in excess of 750,000 per fiscal year	45% off of applicable published Tariff for Dockage and Wharfage

PAYMENT
OF BILLS
(I)

218

Base Tons include those tons loaded/unloaded at the Port of Miami, during any fiscal year that are billed to a customer, regardless of shipping arrangements. In any circumstances, no discounts will be applied to Base tons. The Port Director, at his discretion, shall prepare a statement of rules and guidelines regarding the certification process. The incentive discounts enumerated above only apply, where applicable, to dockage and wharfage rates, and shall have no effect on any other fee, rate, or tariff due under any other provision of, Tariff No. 10 or otherwise.

This Item is subject to revision or revocation with 30 days notice at the discretion of the Port Director. The Port has the right to recalculate and reset the Base Year tons every three years in the exercise of its discretion, such recalculation shall be in accordance with the Port Director's guidelines.

To remain eligible for the volume incentive, the participating lines' customer accounts must be current with no delinquent balances. Under the Director's guidelines, accounts will be monitored monthly and the appropriate action taken for delinquent accounts.

New Cargo Services Calling at the Port of Miami-Dade

During the first fiscal year which a New Service calls at the Port, upon written request by a ship line, that service is eligible to receive an incentive rate for the first calendar year only, equal to 35% off of the applicable published Tariff for Dockage and Wharfage.

In lieu of these tonnage-based discounts, the Director may choose to grant a container/throughput-based discount. The per container rate discount, inclusive or not of crane charges, may be extended to new cargo services calling at any Port terminal offering third party services.

ISSUED BY

MIAMI-DADE COUNTY SEAPORT DEPARTMENT

88

TARIFF NO. 010

3rd REVISED PAGE 9

EFFECTIVE: OCTOBER 1, 2009

SECTION TWO
GENERAL RULES & REGULATIONS

FMC SUBRULE: 34-A03

FOR EXPLANATION OF SYMBOLS, SEE PAGE 0-A (AFTER TITLE PAGE)

All charges assessed under this tariff are due as they accrue, and invoices issued by the Port are due and payable upon presentation.

Any invoice remaining unpaid the last day of the month following the month billed is delinquent, and the Port users billed will be placed on a delinquent list.

A delinquent invoice is subject to a penalty charge of one and one half percent (1-1/2%) for each month that said invoice remains delinquent at end of the month.

This penalty charge shall be applied for a maximum period of six months subsequent to which the Seaport shall either negotiate an agreement with the Port user for collection of the delinquent charges, if not previously paid, or pursue standard collection procedures.

Payment for returned checks dishonored by the bank (NSF) shall be made pursuant to Florida Statute (F.S. 832.07). In the event where a Port user has presented more than one (1) NSF check to the Port for payment, the Director, at his discretion, may require the Port User to pay the Port via a cashier's check, payable from a local bank, or an alternative method of payment approved by the Director or his designee.

~~The Port assigns the responsibility for the collection and payment of all charges assessed on a vessel to the Ship's Agent company authorized by the Seaport Director to file the Request for Ship's Berth Assignment for the vessel. However, in recognition of dockage, wharfage, storage, wharf demurrage, and other bills which may be passed on to the shippers and consignees by the vessel, Ship Agents, when dependent upon a third party for payment of an invoice, shall be allowed an additional month for payment. The Port must be paid according to the terms stipulated in this tariff item regardless of when the Ship's Agent, vessel, its owners or agents are reimbursed. As an incentive, a Ship Agent paying an invoice within ten (10) days of issuance shall receive a one half percent (0.5%) discount off the net amount of the invoice.~~

The Port reserves the right to refuse the use of Port facilities and services to any Port user on the delinquent list and to demand payment of charges in advance before further services will be performed or facilities used.

Sales Tax

Rates and charges contained in this tariff are exclusive of any sales tax. Applicable sales taxes shall be paid to the Port at the time and by the entity responsible for payment of the tariff charges for which the tax is imposed.

ITEM

PAYMENT
OF BILLS
(C)
(I)

218

ISSUED BY

MIAMI-DADE COUNTY SEAPORT DEPARTMENT

89

TARIFF NO. 010

1st REVISED

PAGE 10

SECTION TWO
GENERAL RULES & REGULATIONS

EFFECTIVE: OCTOBER 1, 2001

FMC SUBRULE: 34-A03

FOR EXPLANATION OF SYMBOLS, SEE PAGE 0-A (AFTER TITLE PAGE)

ITEM

The Seaport Director shall have the authority to implement emergency temporary changes to this Tariff to remain competitive with other ports. These temporary changes will be consistent with the provisions of Item 200. Such changes will be documented and submitted to the Office of the Miami-Dade County Manager.

If such temporary changes remain in place for a period of twelve months and are subsequently expected to remain permanent, they shall be submitted to the Board of County Commissioners for approval.

TEMPORARY
EMERGENCY
CHANGES
TO TARIFF
(C)

219

ISSUED BY

MIAMI-DADE COUNTY SEAPORT DEPARTMENT

90

TARIFF NO. 010

4th REVISED

PAGE 11

EFFECTIVE: OCTOBER 1, 2009

SECTION TWO
GENERAL RULES & REGULATIONS

FMC SUBRULE: 34-A03

FOR EXPLANATION OF SYMBOLS, SEE PAGE 0-A (AFTER TITLE PAGE)

		ITEM
All vessels, their owners and agents, and all other users of the waterways and facilities, shall be required to permit access to manifests of cargo, passengers, railroad documents, and all other documents for the purpose of audit for ascertaining the correctness of reports filed, or for securing the necessary data to permit correct estimate of charges.	ACCESS TO RECORDS	220
All users of Port facilities shall indemnify and hold harmless the County and its officers, employees, agents and instrumentalities from any and all liability, fines, losses or damages, including attorneys' fees and costs of defense, which the County or its officers, employees, agents or instrumentalities may incur as a result of claims, demands, suits, notices of violation, causes of actions or proceedings of any kind or nature arising out of, relating to or resulting from the users' use of Port facilities. All users of Port facilities shall pay all claims, fines and losses in connection therewith and shall investigate and defend all claims, suits or actions of any kind or nature in the name of the County, where applicable, including appellate proceedings, and shall pay costs, fines, judgments and attorneys' fees which may issue thereon, provided the County shall have given reasonable written notice of such matter with full right to defend and shall cooperate in such defense.	INDEMNIFICATION	221
Users of the Port facilities are required to furnish the County with a Payment Guarantee, insuring the County against loss of any funds and indemnifying the County in full for the payment of bills that accrue as a result of dockage, notices of violation, cargo and passenger wharfage, water sales, storage, rentals, leases, warehousing, wharf demurrage, track rentals, electric current and any other charges that may accrue for services rendered by the County. The Director is authorized to determine and fix the amount of the required Payment Guarantee. The Director is also authorized to designate the persons who shall be required to post the bond required by this section. <u>Standard Lease (boilerplate) Agreement Lessees shall furnish to the Port a <i>payment guarantee</i> prior to occupancy of the leased space equivalent to the duration of the cancellation notification: thirty (30) days for a month to month lease term and ninety (90) days for 1 to 5 year lease terms.</u>	PAYMENT GUARANTEE (I)	222
The rates and charges published in this tariff do not include any insurance of any nature. All permitted users of the Port facilities may be required to carry Comprehensive General Liability and/or Auto Liability. Certificates of insurance evidencing such insurance must name Miami-Dade County as the certificate holder and must include the County as an Additional Insured as respects General Liability. In general, the minimum insurance coverage shall not be less than \$100,000 per person and \$300,000 per accident for bodily injury and \$50,000 per accident for property damage. Additional coverage may be required pursuant to other sections of this tariff.	INSURANCE	224

ISSUED BY

MIAMI-DADE COUNTY SEAPORT DEPARTMENT

91

TARIFF NO. 010

1st REVISED

PAGE 12

SECTION THREE
RULES & REGULATIONS FOR VESSELS

EFFECTIVE: FEBRUARY 5, 2000

FMC SUBRULE: 34-A04

FOR EXPLANATION OF SYMBOLS, SEE PAGE 0-A (AFTER TITLE PAGE)

NAVIGATION		<u>ITEM</u>
<p>It shall be unlawful for any person, firm or corporation whether as principal, servant, agent, employee, or otherwise, to anchor any vessel, boat, barge or other watercraft of any kind in any of the turning basins or channels in the Port of Miami-Dade, or to otherwise obstruct navigation, except in cases of actual emergency.</p>	ANCHORAGE OR OBSTRUCTION IN TURNING BASINS AND CHANNELS (C)	230
<p>All vessels, barges or other watercraft, while anchored, moored, or maneuvering in the waterways of the Port of Miami-Dade, must at all times of the night show proper lights.</p>	LIGHTS AT NIGHT (C)	232
<p>It shall be unlawful for any person, firm or corporation to deposit, place or discharge into the waterways of the Port of Miami-Dade, any ballast, dunnage, sanitary sewage, butcher's offal, garbage, dead animals, gaseous liquid or solid matter, oil, gasoline, residuum of gas, calcium, carbide, trade waste, tar or refuse, or any other matter which is capable of producing floating matter or scum on the surface of the water, sediment or obstruction on the bottom of the waterways, or odors or gases of putrefaction.</p> <p>All vessels and all persons using Port facilities shall take every precaution to avoid pollution of the air. County air pollution control procedures will be strictly enforced.</p> <p>In addition to these regulations, all appropriate federal, state and local laws, rules or regulations pertaining to air and water pollution shall be rigidly observed.</p>	POLLUTION OF AIR AND WATER (C)	234
<p>It shall be unlawful for vessels or other water craft to proceed at a speed which will endanger other vessels or structures or to cause wake damage. All applicable federal, and local rules and regulations apply.</p>	SPEED	236

ISSUED BY

MIAMI-DADE COUNTY SEAPORT DEPARTMENT

92

TARIFF NO. 010

1st REVISED

PAGE 13

SECTION THREE
RULES & REGULATIONS FOR VESSELS

EFFECTIVE: FEBRUARY 5, 2000

FMC SUBRULE: 34-A05

FOR EXPLANATION OF SYMBOLS, SEE PAGE 0-A (AFTER TITLE PAGE)

BERTHING		ITEM
<p>The agent for a vessel desiring a berth at the Port of Miami-Dade shall, as far in advance of the date of docking as possible, make application to the Port of Miami-Dade berthing office in writing in the manner prescribed for a berth specifying the name of vessel, size, the date and estimated time of arrival, date and time of sailing, and the nature and quantity of cargo, if any, to be loaded or unloaded.</p>	APPLICATION FOR BERTH (C)	240
<p>All berthing assignments shall be made by the Seaport Department and must be rigidly observed.</p> <p>Any vessel which does not adhere to an established arrival schedule and conflicts with berth assignments previously made may be assigned an alternate berth or await the vacancy of a preferred berth.</p> <p>Port of Miami-Dade reserves the right to assign berths for the optimal utilization of the Seaport's facilities.</p>	ASSIGNMENT OF BERTH (C)	242
<p>Every vessel, boat, barge or other craft must, at all times, have on board a person in charge with authority to take such action in any actual emergency as may be necessary to facilitate common navigation or commerce, or for the protection of other vessels or property. The Director has discretionary authority to order and enforce the removal or change the berth or location of any vessel, boat, barge, or other water craft at its own expense, to such place as he may direct, for the purpose of facilitating navigation or commerce, or for the protection of other vessels or property, and it shall be unlawful for the master, owner or agent of such vessel to fail, neglect, or refuse to obey any such order.</p> <p>If there is no responsible person available, or if the person in charge refuses to shift the vessel as directed, the Seaport Department shall have the vessel shifted at the risk and expense of the vessel.</p>	CHANGE OF BERTH	244
<p>Any vessel berthed in an unauthorized manner or shifted without approval of the Seaport Department shall be subject to an assessment in the amount equal to twice the published dockage fee. Such vessel may be moved to a properly designated berth without notice by the Seaport Department at the owner's risk and expense.</p>	UNAUTHORIZED BERTHING	246

ISSUED BY

MIAMI-DADE COUNTY SEAPORT DEPARTMENT

93

TARIFF NO. 010

1st REVISED

PAGE 14

SECTION THREE
RULES & REGULATIONS FOR VESSELS

EFFECTIVE: FEBRUARY 5, 2000

FMC SUBRULE: 34-A06

FOR EXPLANATION OF SYMBOLS, SEE PAGE 0-A (AFTER TITLE PAGE)

		<u>ITEM</u>
<p>Any vessel accepted for berthing at the Port of Miami-Dade may be required to be worked continuously to completion, even with overtime, if necessary, when the assigned berth or the Port of Miami-Dade is declared congested by the Port Director.</p> <p>Any vessel refusing to honor this requirement shall be considered as unauthorized berthing and the provisions of Item 246 shall apply.</p>	<p>VESSEL TO BE CONTINUOUSLY WORKED (C)</p>	248
<p>In case of fire on board a vessel docked in Port, such vessels should sound five (5) prolonged blasts of its whistle or siren, each blast to be from four to six seconds in duration, to indicate a fire on board, or on the wharf at which the vessel is berthed. Such signal should be repeated at intervals to attract attention and be used as an additional method for reporting a fire.</p>	<p>EMERGENCIES</p>	249
<p>THIS SPACE INTENTIONALLY LEFT BLANK</p>		

ISSUED BY

MIAMI-DADE COUNTY SEAPORT DEPARTMENT

94

TARIFF NO. 010

1st REVISED

PAGE 15

SECTION FOUR
RULES & REGULATIONS FOR WHARVES

EFFECTIVE:

JUNE 1, 1998

FMC SUBRULE: 34-A06

FOR EXPLANATION OF SYMBOLS, SEE PAGE 0-A (AFTER TITLE PAGE)

ALLOCATION OF SPACE		<u>ITEM</u>
<p>The Director shall control the allocation of the space, covered or open on the Seaport properties. All persons using port property in any manner shall strictly comply with such allocations. The Director is authorized to move freight or other articles, at owner's or agent's expense, in order to enforce this item.</p> <p>In all cases, the objective of space allocation is to insure maximum flexibility and utilization of available space, both covered and open, and the Director shall be the sole judge in the matter.</p>	GENERAL	250
<p>Where leasing is involved as for office, warehouse or open ground space, normal County procedures and requirements shall be followed in addition to those set out in this tariff.</p>	LEASING (C)	252
<p>Users of the port properties shall not assign or transfer any right or privileges granted to it under the terms and conditions of any contractual agreement to which it is a party with the County, nor shall the users of the port enter into a contract with a third party involving the use or allocation of Seaport properties without the prior written approval of the Port Director.</p>	THIRD PARTY CONTRACTS	254
THIS SPACE INTENTIONALLY LEFT BLANK		

ISSUED BY

MIAMI-DADE COUNTY SEAPORT DEPARTMENT

95

TARIFF NO. 010

7TH REVISED

PAGE 16

SECTION FOUR
RULES & REGULATIONS FOR WHARVES

EFFECTIVE: OCTOBER 1, 2007

FMC SUBRULE: 34-A06

FOR EXPLANATION OF SYMBOLS, SEE PAGE 0-A (AFTER TITLE PAGE)

WHARVES		ITEM
<p>All stevedores, terminal operators, vessels and their owners, agents, and all other users of the facilities shall be held responsible for the general cleanliness of their property which has been allocated, assigned or leased to them. This shall include those parts of the aprons, gutters, rail docks and truck docks used in connection with any specific loading, unloading or handling operations and yards.</p> <p>If such users do not properly clean the facilities or property they have been using or assigned, the Director may order the property cleaned and placed in good order and charge the users responsible at the following charges:</p> <p>Sweeper and staff.....\$ 200.00 per hour Overtime (hour x 1.5).....\$ 300.00 per hour Holidays (11per County).....\$ 400.00 per hour</p> <p>or</p> <p>The Director, or his designee, may elect to utilize a third party (janitorial company, etc.) to effect the needed cleaning/housekeeping operation at the going rate at the time normally charged by the company selected plus a 5% administrative fee as calculated on the total of any invoice/s submitted by the company for the services rendered.</p> <p>Tenants unable to perform these services may request these services on an as needed or regularly scheduled basis through the Seaport's Facilities Maintenance Division. These rates will require review annually.</p>	CLEANLINESS OF PREMISES (A)	260
<p>It is the responsibility of the stevedoring company to remove, or have removed, any empty yacht/boat cradles from the dock aprons and other common use areas within the Port of Miami no later than 24 hours following the yacht/boat being removed from the cradle. Failure to comply will result in a charge of \$800.00 per day, per cradle, until removed. This fee will be assessed to the responsible stevedoring company.</p>	BOAT CRADLE REMOVAL (A)	261
<p>Vessels, their owners or agents, and all other users of the Port facilities or equipment shall be held financially responsible for any damage sustained while the facilities or equipment are in their control or which are occasioned by them. The Seaport Department may detain any vessel or other watercraft responsible for damage to the facilities until sufficient security has been given for the amount of damage. It shall be the responsibility of the users of the facilities or equipment to report any damages to the Seaport Department immediately.</p>	DAMAGE TO FACILITIES	262
<p>Anyone on the Port property at any time becoming aware of an emergency situation of any nature should notify a Seaport Department representative by the fastest means, while taking such immediate direct action as may be appropriate.</p>	EMERGENCIES	264

ISSUED BY
MIAMI-DADE COUNTY SEAPORT DEPARTMENT

96

TARIFF NO. 010

2nd REVISED

PAGE 17

**SECTION FOUR
RULES & REGULATIONS FOR WHARVES**

EFFECTIVE: OCTOBER 1, 2002

FMC SUBRULE: 34-A07

FOR EXPLANATION OF SYMBOLS, SEE PAGE 0-A (AFTER TITLE PAGE)

		<u>ITEM</u>
<p>Conveyors of dangerous cargo, as defined in the Code of Federal Regulations (CFR) must comply with all CFR requirements and obtain approval from the United States Coast Guard before such dangerous cargo is handled over or received on the wharves or other facilities of the Seaport. Failure to obtain approval shall be construed as an incomplete, inaccurate and/or late submission of documentation, and subject to provisions of Item 217 in this Tariff.</p> <p>Any cargo, including transshipments, which requires, for transport purposes, special labeling as hazardous, explosive, dangerous, flammable, radioactive, poisonous or gas is not allowed to remain on the Port overnight without prior, written notification to the Port Director or designee. Wharf Demurrage Charges shall apply after 24 hours.</p>	EXPLOSIVES INFLAMMABLES OTHER HAZARDOUS MATERIALS (C)	266
<p>It shall be unlawful for any Person to loiter upon the properties of the Seaport Department. It shall be unlawful for unauthorized Persons to enter cargo movement or handling areas.</p> <p>Persons using the Port facilities do so at their own risk, and the Seaport Department will assume no responsibility for injuries or damages sustained.</p>	LOITERING ON PORT PROPERTY	268
<p>Painting signs on structures belonging to the Seaport Department is prohibited without prior approval. Signs to be erected on the Port shall be furnished by the Port users and erected or placed by the user after the Director shall have approved the design, material and size of said signs. All signs shall be uniform.</p>	SIGNS	270
<p>It is strictly prohibited and unlawful for any Person to smoke inside any building located on the Port, in accordance with the Florida Clean Indoor Air Act of 1987, as amended by the State Legislature in 1992, and the Miami-Dade County Administrative Order No. 8-6, as amended April 7, 1994. Further, smoking restrictions on outdoor smoking may be as posted.</p>	SMOKING	272
<p>It shall be unlawful for any Person to solicit or carry on any business on the Seaport property without first obtaining a permit from the Seaport Department of Miami-Dade County as required by this tariff, by Ordinance No. 64-22, and subject to having the required occupational licenses.</p>	SOLICITATION	274

ISSUED BY

MIAMI-DADE COUNTY SEAPORT DEPARTMENT

97

TARIFF NO. 010

1st REVISED PAGE 18

EFFECTIVE: FEBRUARY 5, 2000

**SECTION FOUR
RULES & REGULATIONS FOR WHARVES**

FMC SUBRULE: 34-A07

FOR EXPLANATION OF SYMBOLS, SEE PAGE 0-A (AFTER TITLE PAGE)

<p>It shall be unlawful to park automobiles in any restricted area or to park any automobile, truck, trailer or any other vehicle in loading zones for any longer period than is necessary to load or discharge cargo or passengers.</p>	<p>VEHICLES</p>	<p><u>ITEM</u> 276</p>
<p>It shall be the responsibility of all Seaport users and tenants to provide their own security personnel when they have cargo or other property on the Seaport that has a high susceptibility to theft. Security personnel so employed and utilized within a restricted area and/or area of cargo operations shall have in their possession a Seaport identification card issued in compliance with Chapter 28A of the Code of Miami-Dade County - Seaport Security and Operations.</p> <p>All security personnel so employed, whether armed or unarmed, shall be able to converse in the English language, and be licensed by the State of Florida.</p> <p>Seaport users and tenants intending to utilize security personnel, other than those security companies permitted to do business on the Seaport on a permanent basis, shall provide written notice at least 24 hours prior to their utilization. Such notice shall be addressed to the Seaport Security Division Chief, with a copy provided to the Cargo Operations Duty Officer.</p>	<p>SECURITY (C)</p>	<p>278</p>
<p>Stevedores' tools, appliances, equipment, vehicles, or any other material or object which is not part of the cargo will not be permitted to remain on the wharves and wharf premises, or in the transit sheds, except at the discretion of the Director.</p> <p>Cargo or gear will not be stored on the aprons, in driveways, roadways, on railroad tracks or any other locations that would hamper normal Port operations without specific approval of the Seaport Department.</p> <p>If not removed when so ordered, it shall be subject to removal by the Seaport Department at the agent's expense, at cost plus 100%.</p>	<p>WHARF OBSTRUCTION</p>	<p>280</p>

ISSUED BY

MIAMI-DADE COUNTY SEAPORT DEPARTMENT

98

TARIFF NO. 010

3rd REVISED

PAGE 19

EFFECTIVE: OCTOBER 1, 2002

SECTION FIVE
DOCKAGE

FMC SUBRULE: 34-B01

FOR EXPLANATION OF SYMBOLS, SEE PAGE 0-A (AFTER TITLE PAGE)

DOCKAGE		<u>ITEM</u>
Dockage shall be based on the highest gross registered tonnage or the overall length of the vessel as shown in Lloyd's Register of Shipping, ship registry papers or yard papers. However, the County reserves the right to admeasure any vessel when deemed necessary and use such admeasurement as the basis for dockage.	BASIS OF CHARGE	300
Dockage shall commence when a vessel is made fast to a wharf, pier, bulkhead structure, or bank or to another vessel so berthed, and shall constitute one day's dockage for the ensuing 24-hour period or any part thereof. Any part of a subsequent 24-hour period shall be construed as an additional day until such vessel has vacated the berth. Dockage is based on straight running time. Shifting from one assigned berth to another or sea trials shall not interrupt the straight running time. In the event of multiple daily sailings for the same vessel, only one dockage fee per 24-hour period will be assessed.	DURATION OF DOCKAGE	302
Upon submission of a written request and at the Director's discretion, non-home-ported vessels docked at the port for cultural, educational, and/or charitable events may be exempt from dockage charges.	DOCKAGE FOR CULTURAL, CHARITABLE EVENTS (I)	303
Any vessel berthed in an unauthorized manner or shifted without approval of the Seaport Department shall be subject to dockage in an amount equal to twice the published fee. (See also Item 246)	DOCKAGE FOR UNAUTHORIZED BERTHING	304
The Port will provide non-fixed dockage for berthing permitted tugs engaged in tugboat towing and related services. All berths shall be assigned by the Seaport Operations Berthing Office. The Port reserves the right to move or rotate the berth locations to accommodate commercial shipping and/or cruise traffic.	DOCKAGE RATES FOR TUGS (N)	305

ISSUED BY

MIAMI-DADE COUNTY SEAPORT DEPARTMENT

99

TARIFF NO. 010

16th REVISED PAGE 20

EFFECTIVE: OCTOBER 1, 2009

SECTION FIVE
DOCKAGE

FMC SUBRULE: 34-B02

FOR EXPLANATION OF SYMBOLS, SEE PAGE 0-A (AFTER TITLE PAGE)

		ITEM		
<p>Cruise passenger vessels arriving on any day Thursday through Monday, and departing within less than 24 hours from time of arrival, shall be assessed dockage on the basis of each gross registered ton per 24-hour period or fraction thereof at the rate of\$28 <u>29</u>*</p>				
<p>Cruise passenger vessels arriving on Tuesday through Wednesday, and departing within less than 24 hours from time of arrival, shall be assessed dockage on the basis of each gross registered ton per 24-hour period or fraction thereof at the rate of\$24 <u>25</u>*</p>				
<p>Cruise passenger daily vessels, whose published schedule provides for not less than 300 calls during a twelve (12) month period, shall be assessed dockage on the basis of each gross registered ton per 24-hour period, or fraction thereof at the rate of.....\$47 <u>18</u>*</p>	<p>DOCKAGE CHARGES EXCEPT GOVERNMENT VESSELS AND OCEAN RESEARCH VESSELS (A)</p>	<p>306</p>		
<p>Such a vessel, which for any reason fails to complete a minimum of 300 calls during such twelve (12) month period, shall retroactively be assessed dockage as otherwise provided for in this item.</p>				
<p>Multi-day cruise vessels with a capacity of less than 200 passengers arriving on a weekday, and departing within 24 hours from time of arrival, shall be assessed dockage based on each gross registered ton per 24-hour period or fraction thereof at the rate of\$23 <u>24</u>*</p>				
<p>Intercoastal Tug and Barge Lines providing container service between Miami and other continental U.S. ports will not be assessed dockage charges while they are loading or discharging containers. Special rates for these services are listed under Cargo Wharfage Charges.</p>				
<p>All other vessels shall be assessed dockage based on gross registered ton per 24-hour period or fraction thereof at the rate of.....\$28 <u>29</u> the absence of reliable tonnage data, vessel shall be assessed for each lineal foot per 24-hour period or fraction thereof at the rate of.....\$3.00</p>				
<p>* Excluding inaugural activities for homeport ships at the discretion of the Director.</p>				

ISSUED BY

MIAMI-DADE COUNTY SEAPORT DEPARTMENT

100

TARIFF NO. 010

EFFECTIVE: OCTOBER 1, 2009

SECTION FIVE
DOCKAGE

FMC SUBRULE: 34-B03-B07

FOR EXPLANATION OF SYMBOLS, SEE PAGE 0-A (AFTER TITLE PAGE)

<p>U.S. Naval vessels, U.S. Coast Guard, foreign Naval vessels, and historical and/or heritage vessels visiting the Port of Miami-Dade, shall be assessed dockage on the basis of each displacement ton per 24-hour period or fraction thereof at the rate of \$.17 <u>18</u></p>	<p>DOCKAGE CHARGES FOR MILITARY, HISTORICAL, HERITAGE VESSELS (A)</p>	<p>ITEM 308</p>						
<p>Ocean research vessels shall be assessed dockage on the basis of each gross registered ton per 24-hour period or fraction thereof at the rate of.....\$.49 <u>20</u></p>	<p>DOCKAGE CHARGES FOR OCEAN RESEARCH VESSELS (A)</p>	<p>309</p>						
<p>The minimum charge for dockage, per day or fraction thereof, shall be Two Hundred Fifteen <u>Twenty five Dollars and Seventy Five Cents</u> (\$215.00 <u>225.75</u>).</p>	<p>MINIMUM CHARGE (A)</p>	<p>310</p>						
<p>Vessels docking only for U.S. Customs, Immigration and Naturalization Service or Agriculture Department clearance will be granted two-(2) hours free time. After the initial two-(2) hour free period, regular applicable dockage rates shall apply per 24-hour period or fraction thereof.</p>	<p>BERTHING FOR CLEARANCE</p>	<p>311</p>						
<p>Upon approval of the Port Director, with advance written application to the Assistant Director of Maritime Services, when proper berthing space is available, vessels calling for the purpose of wet docking, for repair or lay up the following dockage rates will apply:</p> <table border="0" data-bbox="261 1465 894 1562"> <tr> <td>Day one through seven</td> <td>75% of Tariff</td> </tr> <tr> <td>Day eight and beyond</td> <td>50% of Tariff</td> </tr> <tr> <td><u>From day one</u></td> <td><u>50% of Tariff, per day</u></td> </tr> </table> <p>On any days during which passengers embark or disembark, or cargo is loaded or unloaded, dockage will be charged at 100% of tariff.</p>	Day one through seven	75% of Tariff	Day eight and beyond	50% of Tariff	<u>From day one</u>	<u>50% of Tariff, per day</u>	<p>DOCKAGE RATES FOR VESSEL WET DOCKING (R)</p>	<p>312</p>
Day one through seven	75% of Tariff							
Day eight and beyond	50% of Tariff							
<u>From day one</u>	<u>50% of Tariff, per day</u>							
<p>All Miami-Dade County agencies/departments shall be assessed a monthly dockage fee of\$500.00 per month.</p> <p>Each additional vessel from the same agency shall be assessed a monthly dockage fee of \$250.00.</p>	<p>DOCKAGE CHARGES FOR MIAMI-DADE COUNTY AGENCIES</p>	<p>313</p>						

ISSUED BY

MIAMI-DADE COUNTY SEAPORT DEPARTMENT

101

TARIFF NO. 010

11th REVISED

PAGE 22

SECTION SIX
WHARFAGE

EFFECTIVE: OCTOBER 1, 2009

FMC SUBRULE: 34-C02-C04

FOR EXPLANATION OF SYMBOLS, SEE PAGE 0-A (AFTER TITLE PAGE)

WHARFAGE No charge for wharfage will be made on ship's stores.	SHIP'S STORES	ITEM 404
Only full tons will be used when calculating cargo tonnage subject to wharfage rates. Manifest weight totals expressed in pounds will be converted to the nearest full ton as follows: Fractions over a full ton, but less than 0.5 (2) will be dropped; when 0.5 or more, the next highest ton figure will be used.	CALCULATION OF CARGO TONNAGE	405
<p>ALL ARTICLES – not otherwise provided for, per ton \$ 2.32 <u>2.44</u></p> <p>LUMBER, per ton..... \$ 2.32 <u>2.44</u></p> <p>LUMBER, per <u>1,000 board feet feet</u> \$ 2.24 <u>2.32</u></p> <p>SCRAP METAL, (Lightered), per ton..... \$ 1.47 <u>1.54</u></p> <p>AUTOMOBILES \$ 4.73 <u>4.97</u></p> <p>BUSES & TRUCKS, and other heavy equipment, per ton..... \$ 2.15 <u>2.25</u></p> <p>OPEN FRAME TYPE CAR CARRIERS, single or multipleea. \$ 2.48 <u>2.60</u></p> <p>TRAILERS & CONTAINERS of any type, loaded/empty (exclusive of cargo included therein) \$ 1.82 <u>1.91</u></p> <p>YACHTS/BOATS, per foot, up to 25 ft..... \$ 2.15 <u>2.25</u> (Minimum Invoice \$32.00)</p> <p style="padding-left: 150px;">over 25 ft..... \$ 8.30 <u>8.72</u></p> <p>INTERCOASTAL TUG AND BARGE LINES providing service between Miami and other continental U.S. ports will be assessed wharfage on a per container basis for both loading and discharging containers.</p> <p style="padding-left: 40px;">Loaded containers.....\$ 26.41 <u>27.73</u></p> <p style="padding-left: 40px;">Empty containers.....\$ 21.00 <u>22.05</u></p> <p>TRANSSHIPMENT RATES</p> <p style="padding-left: 20px;">1 – 15,000 TEUs (inclusive of tare charges), once only at time of discharge, per TEU, per line, per 12-month period \$10.00</p> <p style="padding-left: 20px;">15,001 – 30,000 TEUs (inclusive of tare charges), once only at time of discharge, per TEU, per line, per 12-month period \$9.00</p> <p style="padding-left: 20px;">30,001 – plus TEUs (inclusive of tare charges), once only at time of discharge, per TEU, per line, per 12-month period \$8.00</p>	CARGO WHARFAGE CHARGES (A)	406

ISSUED BY

MIAMI-DADE COUNTY SEAPORT DEPARTMENT

102

TARIFF NO. 010

16th REVISED PAGE 23

EFFECTIVE: OCTOBER 1, 2009

SECTION SIX
WHARFAGE

FMC SUBRULE: 34-C05

FOR EXPLANATION OF SYMBOLS, SEE PAGE 0-A (AFTER TITLE PAGE)

		ITEM
<p>Vessels offering multi-day cruises: *</p> <p>All Passengers, including children, same vessel, Embarking (including security charge) each.....\$ 8.98 <u>9.35</u></p>		
<p>Vessels offering multi-day cruises: *</p> <p>All Passengers, including children, same vessel, Debarking (including security charge) each.....\$ 8.98 <u>9.35</u></p>		
<p>Port-of-call vessels:</p> <p>Embarking and debarking, per manifested passenger.....\$ 8.98 <u>9.35</u></p>		
<p>Vessels offering multi-day cruises, with a capacity of less than 200 passengers: *</p>		
<p>All Passengers, including children and passengers in transit, Embarking (including security charge) each.....\$ 7.44 <u>7.97</u></p>	<p>PASSENGER WHARFAGE CHARGES (A)</p>	<p>408</p>
<p>All Passengers, including children and passengers in transit, Debarking (including security charge) each.....\$ 7.44 <u>7.97</u></p>		
<p>Vessels offering daily cruises, minimum of 200 calls per year. *</p>		
<p>All Passengers including children</p> <p>Embarking (including security charge) each.....\$ 2.92 <u>3.07</u></p>		
<p>All Passengers including children</p> <p>Debarking (including security charge) each.....\$ 2.92 <u>3.07</u></p>		
<p>Vessels offering daily cruises to nowhere, minimum of 300 calls per year, *</p>		
<p>All Passengers including children</p> <p>Embarking (including security charge) each.....\$ 4.76 <u>1.85</u></p>		
<p>All Passengers including children</p> <p>Debarking (including security charge) each.....\$ 4.76 <u>1.85</u></p>		
<p>* Excluding inaugural activities for homeport ships at the discretion of the Seaport Director.</p>		

ISSUED BY

MIAMI-DADE COUNTY SEAPORT DEPARTMENT

103

TARIFF NO. 010

7th REVISED PAGE 24

EFFECTIVE: OCTOBER 1, 2009

SECTION SIX
WHARFAGE

FMC SUBRULE: 34-C06-C08

FOR EXPLANATION OF SYMBOLS, SEE PAGE 0-A (AFTER TITLE PAGE)

		ITEM
<p>Automobiles, motorcycles, or other self-propelled vehicles, when accompanied by a cruise or ferry passenger will be subject to the following assessment:</p> <p>Outbound wharfage per vehicle.....\$ 5.00 <u>5.50</u> Inbound wharfage per vehicle.....\$ 5.00 <u>5.50</u></p> <p>No charge for bicycles. No charge for any trailer when towed by a self-propelled vehicle.</p>	PASSENGER VEHICLE WHARFAGE (A)	409
<p>Cargo (including container weight) off-loaded on other U.S. ports and transported overland to the Port of Miami-Dade for local distribution will be subject to the following assessment:</p> <p>The current tariff wharfage rate will be assessed and such cargo will be granted 30 days free time including Saturdays, Sundays and legal holidays. After this free time, the wharf demurrage charges in Item 504 will apply.</p> <p>Prior notice of such cargo arriving on the Port will be given on forms furnished by the Port. (Form 404.01-58).</p>	OVERLAND CARGO ARRIVING FROM OTHER U.S. SEAPORTS	410
<p>The minimum invoice for cargo or passenger wharfage shall be \$500.00</p>	MINIMUM WHARFAGE CHARGE (D)	412
THIS SPACE INTENTIONALLY LEFT BLANK.		

ISSUED BY

MIAMI-DADE COUNTY SEAPORT DEPARTMENT

104

TARIFF NO. 010

1st REVISED

PAGE 25

SECTION SIX
WHARFAGE

EFFECTIVE: FEBRUARY 5, 2000

FMC SUBRULE: 34-C01

FOR EXPLANATION OF SYMBOLS, SEE PAGE 0-A (AFTER TITLE PAGE)

		<u>ITEM</u>
<p>Waterborne inbound cargo received at a terminal from a vessel for subsequent reloading which is not removed from the Port of Miami-Dade, and is reshipped aboard another vessel in waterborne commerce from the Port of Miami-Dade, will be assessed a wharfage rate on the inbound movement only based on the rates set forth in Item 406 Tariff #010.</p> <p>In order for cargo to be entitled to this transshipment provision, it is required that the owner and/or agent designate upon entry at the Port of Miami-Dade that such cargo is to be transshipped and that a copy of the "Transshipment Cargo Log" be presented with the outbound cargo manifest.</p> <p>This special transshipment provision shall not apply to trailers or containers, except as noted below. Trailers and containers, empty or loaded, will be assessed wharfage on both inbound and outbound movements and will be allowed two free time periods.</p> <p>Loaded waterborne containers and trailers that are discharged from a vessel and subsequently reloaded upon a vessel of the same line from the same terminal without the cargo being rehandled in any way and is exported within 30 days will be assessed wharfage on the inbound leg only. It is required that the owner and/or agent designate upon discharge at the Port of Miami-Dade that such loaded container or trailer is to be transshipped and that a copy of the "Transshipment Cargo Log," which clearly identifies the inbound vessel and voyage number, be presented with the manifest of the outbound vessel.</p> <p>The provisions of this Item shall not apply to wharfage rates that are discounted or established by negotiated contract unless so designated.</p>	TRANS-SHIPMENTS (C)	414

ISSUED BY

MIAMI-DADE COUNTY SEAPORT DEPARTMENT

105

TARIFF NO. 010

EFFECTIVE: OCTOBER 1, 2009

**SECTION SEVEN
WHARF DEMURRAGE & TERMINAL STORAGE**

FMC SUBRULE: 34-D01-D03

FOR EXPLANATION OF SYMBOLS, SEE PAGE 0-A (AFTER TITLE PAGE)

<p style="text-align: center;">WHARF DEMURRAGE</p> <p>Inbound and outbound cargo shipped or transshipped through the Port shall be allowed 15 days free time (including weekends and legal holidays).</p> <p>Upon submission of a written request and approval by the Port Director, bulk commodities and break bulk cargo shall be allowed up to an additional free time of 30 days.</p>	<p>FREE TIME ALLOWANCE</p>	<p>ITEM 500</p>
<p>OUTBOUND CARGO</p> <p>The free time allowed for assembling outbound cargo shall commence at 12:01 a.m. of the day following placement of the cargo on the Port. The days during the loading of a vessel shall not be counted as wharf demurrage days.</p> <p>It shall be the responsibility of the Port users to clearly state on the Vessel Report forms, provided by the Seaport Department, in the space provided thereon, the first day of loading. Failure to provide this information will result in the Seaport Department computing demurrage using the date of the ship's arrival.</p> <p>INBOUND CARGO</p> <p>The free time allowed for removing inbound cargo shall commence at 12:01 a.m. of the day following the day the vessel completes discharging.</p>	<p>COMPUTATION OF FREE TIME</p>	<p>502</p>
<p>All cargo remaining on the Port after the free time period and not accepted for storage shall thereafter be assessed a wharf demurrage charge on the same weight basis as wharfage as follows:</p> <ol style="list-style-type: none"> 1. For each of the first 7 days or fraction thereof, per ton or fraction thereof.....\$ <u>.89 93</u> 2. For the 8th and all succeeding days, or fraction thereof, per ton or fraction thereof.....\$ <u>4.38 1.45</u> <p>The minimum invoice for wharf demurrage shall be.....\$ 100.00</p>	<p>WHARF DEMURRAGE CHARGES (A)</p>	<p>504</p>
<p>Cargo delivered on the Port for export and not loaded on a vessel berthed at the Port of Miami-Dade and subsequently moved inland from the Port is subject to wharf demurrage charges with no free time allowance commencing with the date of arrival on the Port.</p>	<p>NON-SHIPMENT BY WATER</p>	<p>506</p>

ISSUED BY

MIAMI-DADE COUNTY SEAPORT DEPARTMENT

106

TARIFF NO. 010

13th REVISED

PAGE 27

EFFECTIVE: OCTOBER 1, 2009

SECTION SEVEN
WHARF DEMURRAGE & TERMINAL STORAGE

FMC SUBRULE: 34-D04

FOR EXPLANATION OF SYMBOLS, SEE PAGE 0-A (AFTER TITLE PAGE)

		ITEM
<p>Upon application to the Port Director prior to arrival of the vessel at Port, and at his discretion, certain types of freight or cargo may be accepted for storage, for specified periods, with charges to be assessed as follows:</p>		
<p>A - Charge for first month, or fraction thereof.</p>		
<p>B - Charge for second month, or fraction thereof.</p>		
<p>C - Charge for third month and each succeeding month, or fraction thereof.</p>		
<p>TERMINAL STORAGE:</p>		
<p>Closed or covered, per ton</p>		508
<p>All items N.O.S.</p>		
<p>Lumber, per ton</p>		
<p>Automobiles per day</p>		
<p>Paper, newsprint in rolls</p>		
<p>TERMINAL STORAGE:</p>		
<p>Open or ground, per ton</p>		
<p>All items N.O.S.</p>		
<p>Lumber, per ton</p>		
<p>Automobiles per day</p>		
<p>Trucks, buses, vehicles p/day</p>		
<p>Trailers, containers, chassis,</p>		
<p>loaded/empty 20 FT</p>		
<p>Over 20 FT</p>		
<p>Boats/yachts (cradled or trailered)</p>		
<p>including empty cradles or trailers</p>		
<p>Steel and aluminum materials,</p>		
<p>per ton</p>		
<p>NOTE: Upon submission of a written request and approval by the Port Director, bulk commodities and break bulk cargo shall be allowed up to 30 days free time.</p>		
<p>The minimum invoice for either terminal storage charges or open storage charges shall be \$ 85.00</p>		512

ISSUED BY

MIAMI-DADE COUNTY SEAPORT DEPARTMENT

107

TARIFF NO. 010

2ND REVISED PAGE 28

EFFECTIVE: FEBRUARY 5, 2000

**SECTION EIGHT
CONTAINER CRANE FACILITY**

FMC SUBRULE: 34-D05

FOR EXPLANATION OF SYMBOLS, SEE PAGE 0-A (AFTER TITLE PAGE)

CONTAINER GANTRY CRANE FACILITY

ITEM

Any authorized stevedore (crane user) wishing to use container gantry crane(s), including all attached and ancillary parts and equipment [hereinafter referred to as "crane(s)"] shall make application for crane(s) rental use 12 hours prior to start-up time. Such applications shall specify the date and time of proposed use, the estimated length of use and number of cranes needed. The crane user shall return the crane(s) without delay, upon completion of his operations.

The crane user shall provide all necessary operators and perform all stevedoring required in connection with container crane(s) use.

When the crane(s) is/are ordered but not used, and orders are not modified or canceled within 6 hours, standby time for maintenance personnel will be assessed at the current labor rates, subject to a minimum charge of two hours straight time or four hours overtime.

Any incurred cost is the responsibility of the user; such as balance of guarantees, meal hours, or any other costs not covered under rental fee or start-up and secure.

It shall be the ship's responsibility to stow all of its cranes in an offshore position prior to the time that the container gantry cranes are put into service.

In the event that it is necessary to use the ship's cranes for any reason while the container gantry cranes are still in use at any time prior to the container gantry cranes' complete removal from the vessel, the container gantry cranes shall have the absolute right of way and all movements of the ship's cranes will be subservient to the container gantry cranes' movements and operations. Accordingly, it will be the responsibility and obligation of the ship and its stevedores to keep a proper lookout and to ensure that the movements or operation of the ship's cranes do not interfere with the operations or movements of the container gantry crane.

The ship will not begin to move its cranes into sea position until after the container gantry crane has fully completed its operations and movements and is fully clear from the ship and its cranes.

It shall be the stevedore's responsibility to assure that the ship is aware of and complies with its responsibilities to stow and operate its cranes in conformance with these regulations.

CONTAINER
GANTRY
CRANE RULES
AND
REGULATIONS
(C)

550

ISSUED BY

MIAMI-DADE COUNTY SEAPORT DEPARTMENT

108

TARIFF NO. 010

15th EVIDED

PAGE 29

SECTION EIGHT
CONTAINER CRANE FACILITY

EFFECTIVE: OCTOBER 1, 2009

FMC SUBRULE: 34-D05

FOR EXPLANATION OF SYMBOLS, SEE PAGE 0-A (AFTER TITLE PAGE)

Container Gantry Crane rental rates per hour are as follows:

Gantry crane(s)	Regular hours	\$ 617.40	648.27
(Without operator)	Overtime hours	\$ 689.06	723.51
Small Boat	Regular hours	\$ 507.15	532.51
	Overtime hours	\$ 577.50	606.38
Standby time per hour	Regular hours	\$181.65	190.73
(All cranes)	Overtime hours	\$262.50	275.63

CRANE
RATES
(A)
(I)

ITEM

560

Intercoastal Tug and Barge Lines providing service between Miami and other continental U.S. ports will be charged Crane Rental on a per container basis...\$ ~~46.00~~ 17.00 per container loaded/unloaded

Minimum rental period per crane is 4 hours per steamship line. Billing will be based on 1-hour increments with any fraction of an hour to be carried to the next full hour. Rental charges include maintenance.

The crane user will be charged for assigned maintenance personnel for standby time for vessel delays or weather interference at above rates per hour. No charge will be assessed for downtime due to mechanical and/or electrical malfunction of the crane(s).

Except for weather interference, labor standby time for delays will be charged from the time for which the equipment is ordered until the equipment begins operations.

One (1) hour start-up and one (1) hour shutdown time will be charged for labor only. Any Port terminal operator, stevedore, and/or cargo line guaranteeing 60 hours or more of crane time per terminal acre per year will not be charged the labor cost associated with one (1) hour start-up and one (1) hour shutdown time.

Costs incurred for the repositioning of crane(s), during a meal hour, when requested by the user, shall be billed according to the established labor rates.

ISSUED BY

MIAMI-DADE COUNTY SEAPORT DEPARTMENT

109

TARIFF NO. 010

1ST REVISED PAGE 29-A

EFFECTIVE: OCTOBER 1, 2005

SECTION EIGHT
CONTAINER CRANE FACILITY

FMC SUBRULE: 34-D05

FOR EXPLANATION OF SYMBOLS, SEE PAGE 0-A (AFTER TITLE PAGE)

THIS PAGE INTENTIONALLY LEFT BLANK

CRANE
RATES
(D)

ITEM

560
(cont.)

ISSUED BY
MIAMI-DADE COUNTY SEAPORT DEPARTMENT

110

TARIFF NO. 010

2nd REVISED PAGE 30

SECTION EIGHT
CONTAINER CRANE FACILITY

EFFECTIVE: OCTOBER 1, 2005

FMC SUBRULE: 34-D05

FOR EXPLANATION OF SYMBOLS, SEE PAGE 0-A (AFTER TITLE PAGE)

		<u>ITEM</u>
<p>The Port of Miami operates twelve (12) ship-to-shore container handling gantry cranes on seven (7) wharves (6,100 linear feet). Of the twelve cranes, three are low-profile/shuttle-boom (cranes 1-3) and nine are high-profile/luffing boom machinery-on-trolley cranes. Of these, two (cranes 11-12) are super post-panamax cranes.</p> <p>Capacity: Below Spreader 40/50/50 Long Tons Below Cargo Hook 45/70/75 Long Tons</p> <p>Outreach from waterside rail: 125/151/213 Feet</p> <p>Total Hoisting Height: 135/150/181 Feet</p> <p>Special technical characteristics are available upon request.</p>	CONTAINER GANTRY CRANE CHARACTERISTICS (C)	570
<p>The stevedore making arrangements for the rental of the crane(s) will be held responsible for paying all charges incurred by its use, as defined in other sections of this Tariff, to the Seaport Department.</p>	PAYMENT OF BILLS	580
<p>In all single lifts which exceed 90,000 pounds (with hook), a heavy lift charge of \$2.50 per short ton will be assessed on the weight exceeding 90,000 pounds, which will be in addition to crane(s) rental charges. Weights listed on manifests will govern heavy lift charges, if actual weights are not provided.</p>	HEAVY LIFT CHARGES	584

ISSUED BY

MIAMI-DADE COUNTY SEAPORT DEPARTMENT

///

TARIFF NO. 010

1st REVISED

PAGE 31

**SECTION EIGHT
CONTAINER CRANE FACILITY**

EFFECTIVE: OCTOBER 1, 1999

FMC SUBRULE: 34-D05

FOR EXPLANATION OF SYMBOLS, SEE PAGE 0-A (AFTER TITLE PAGE)

		<u>ITEM</u>
<p>The crane(s) will be in operating condition when turned over to the crane user and will be returned in the same condition as when received, wear and tear alone excepted. All repairs will be effected through the maintenance operator or through their designated contractor and billed accordingly for repair costs incurred.</p> <p>Downtime caused by crane user negligence will be charged at the rate as per paragraph entitled RATES included in this Section, acts of God excepted.</p>	CRANE CONDITION	586
<p>Any damages which render the crane(s) inoperable due to crane user negligence, and which may preclude the Seaport from any operating revenues, will be the responsibility of the stevedore to reimburse the Seaport for such revenues during the period of repair.</p>	DAMAGES SUSTAINED TO CRANE	588
<p>All stevedores are required to furnish certificates of insurance to the crane maintenance management company who reserves the right to deny use of the crane(s) to any firm supplying false, incomplete or misleading insurance information.</p> <p>Stevedores Legal Liability Insurance and Comprehensive General Liability Insurance coverage shall be provided as liability against damages resulting from loading and unloading vessels by the stevedore. This insurance shall be a minimum of \$5,000,000.00 for each occurrence.</p> <p>Miami-Dade County, Florida (Port of Miami-Dade) and the crane maintenance management company shall be named as additional name insured.</p> <p>These requirements are in addition to previous insurance requirements per other sections of this tariff.</p> <p>The above insurance policies shall not be canceled or allowed to expire until thirty days after the Seaport has received written notice thereof from the insurance carrier.</p>	INSURANCE (C)	590

ISSUED BY

MIAMI-DADE COUNTY SEAPORT DEPARTMENT

112

TARIFF NO. 010

ORIGINAL PAGE 32
ISSUED: JANUARY 1, 1994
EFFECTIVE: MARCH 31, 1994

SECTION EIGHT
CONTAINER CRANE FACILITY

FMC SUBRULE: 34-D05

FOR EXPLANATION OF SYMBOLS, SEE PAGE 0-A (AFTER TITLE PAGE)

		<u>ITEM</u>
<p>All users of the crane(s) shall be held responsible for cleaning the facilities after using them, including the adjacent aprons and gutters. If the facilities are not properly cleaned, charges shall be assessed as noted in other sections of this Tariff.</p>	CLEANING FACILITIES	596

ISSUED BY

MIAMI-DADE COUNTY SEAPORT DEPARTMENT

113

TARIFF NO. 010

5th REVISED

PAGE 33

EFFECTIVE: OCTOBER 1, 2007

**SECTION NINE
RENTALS & LEASES**

FMC SUBRULE: 34-E01

FOR EXPLANATION OF SYMBOLS, SEE PAGE 0-A (AFTER TITLE PAGE)

RENTALS AND LEASES	RENTAL OF SPACE OLD PORT	ITEM 600
DELETED - No longer applicable. Old Port properties returned to the City of Miami on March 7, 1972.		
<p><i>Office Space in 1001, 1007 & 1015 Maritime Administration Building - Floors 1,2, & 3</i> \$ 23.00* per square foot per year which includes air conditioning, lights, electricity, and with or without janitorial services. Either five year lease, annual lease or month-to-month rental.</p>		
<p><i>Office Space in 1007 Maritime Administration Building - Floors 4 and 5</i> \$25.00* per square foot per year which includes air conditioning, lights, electricity, and with or without janitorial services. Either five year lease, annual lease or month-to-month rental.</p>	RENTAL OF SPACE	602
<p><i>Office Space Passenger Terminals B through J, & Floor Open Space in all Terminals B - J</i> \$ 23.00* per square foot per year which includes air conditioning, lights, electricity, and with or without janitorial services. Either five year lease, annual lease or month-to-month rental.</p>	(A) (C) (D) (I)	
<p><i>Office Space Passenger Terminals 2 & 10</i> \$11.00 - \$20.00* per square foot per year which includes air conditioning, lights, electricity, and with or without janitorial services. Either five year lease, annual lease or month-to-month rental. Exact rate shall be determined by the Port Director based on criteria including, but not limited to, access to street, location, condition of area, and other revenue contributions to the Port by lessee from any other Port operations.</p>		
<p><i>Office Space at Locations below</i> \$ 20.00* per square foot per year which includes air conditioning, lights, electricity, and with or without janitorial services. Either five year lease, annual lease or month-to-month rental.</p>		
<p>1901 Antarctica Way 655 Asia Way 1600 Bahama Drive aka Port Boulevard 1610 Bahama Drive aka Port Boulevard 1500 Bahama Drive aka Port Boulevard 1630 Bahama Drive aka Port Boulevard 514 Australia Way</p>		
<p><i>Modular Office Space</i> \$ 16.00* per square foot per year which includes air conditioning, lights, electricity, and with or without janitorial services. Either five year lease, annual lease or month-to-month rental.</p>		
<p>*Note: Deduct \$1.00 per square foot for janitorial and \$1.00 per square foot for electricity, if not included. Tenant in Administrative Complex (Bldg. 1001, 1007, & 1015) must utilize only Seaport Staff or services provided by the Port of Miami.</p>		

ISSUED BY

MIAMI-DADE COUNTY SEAPORT DEPARTMENT

114

TARIFF NO. 010

2nd REVISED PAGE 34

EFFECTIVE: OCTOBER 1, 2005

SECTION NINE
RENTALS & LEASES

FMC SUBRULE: 34-E01

FOR EXPLANATION OF SYMBOLS, SEE PAGE 0-A (AFTER TITLE PAGE)

		<u>ITEM</u>
<p>Airline Counter Space in Passenger Terminals</p> <p>.....\$30.00 per square foot per year, on a year-to-year lease basis, which will include a prescribed allocation of space, Port-owned ticket counter/desk, lighting and electricity for vendor-provided equipment, maintenance for Port-owned property, and janitorial services.</p>	RENTAL OF SPACE (C)	602

ISSUED BY

MIAMI-DADE COUNTY SEAPORT DEPARTMENT

115

TARIFF NO. 010

4th REVISED

PAGE 35

EFFECTIVE: OCTOBER 1, 2007

**SECTION NINE
RENTALS & LEASES**

FMC SUBRULE: 34-E01

FOR EXPLANATION OF SYMBOLS, SEE PAGE 0-A (AFTER TITLE PAGE)

		ITEM
<p><i>Warehouse Space</i>\$ 5.00 – 11.00* per square foot per year which does not include air conditioning, lights, electricity, or janitorial services. Either five year lease, annual lease or month-to-month rental.</p> <p>Exact rate shall be determined by the Port Director based on criteria including, but not limited to, access to street, location, condition of area, and other revenue contributions to the Port by lessee from any other Port operations.</p> <p>*Any related rate adjustment as determined by the Port Director will be in addition to rental charges.</p>	RENTAL OF SPACE (A) (D)	602

ISSUED BY

MIAMI-DADE COUNTY SEAPORT DEPARTMENT

116

TARIFF NO. 010

3RD REVISED PAGE 35-A (2 pgs.)

EFFECTIVE: OCTOBER 1, 2007

**SECTION NINE
RENTALS & LEASES**

FMC SUBRULE: 34-E01

FOR EXPLANATION OF SYMBOLS, SEE PAGE 0-A (AFTER TITLE PAGE)

Wall-mounted Radio/Data Antenna for Port Users

The annum fixed rate for space for one wall-mounted radio/data antenna and supporting equipment, on a year-to-year basis, shall be \$3,000. This rate applies for Port users that require an antenna in order to conduct business at the Port.

- Support equipment (each component thereof) will be of reasonable and customary dimensions subject to the approval of the Port Director.
- Cabling includes coaxial cable, electric wiring, and associated conduit and bracketing required to connect antenna(s) to support equipment, support equipment to each other, and from support equipment to power source.
- Vendor will pay for electric utility use separate from antenna lease rate.
- Vendor will be responsible for all installation, to include the installation of an electric meter, maintenance, repair, and replacement.
- Under Schedule 3, should the Port Director deem the additional equipment to be equal to an initial set-up as provided for in Schedule 1, a Schedule 1 rate will be assessed.
- Installation and use of any antenna(s) and/or support equipment shall not interfere with the operation of another vendor's or the Port's antennas and/or support equipment or any other operational system, and it will comply with all applicable laws, including all zoning codes and requirements of the Miami-Dade County Code; Ordinance No. 01-157; South Florida Building Code; Miami-Dade County Information Technology Department; Federal Communications Commission; National Council on Radiation Protection and Measurement; Institute of Electrical and Electric Engineers; and American National Standards Institute.

RENTAL
OF SPACE
(I)
(A)

ITEM
602

ISSUED BY

MIAMI-DADE COUNTY SEAPORT DEPARTMENT

117

TARIFF NO. 010

3RD REVISED PAGE 35-A (2 pgs.)

EFFECTIVE: OCTOBER 1, 2007

SECTION NINE
RENTALS & LEASES

FMC SUBRULE: 34-E01

FOR EXPLANATION OF SYMBOLS, SEE PAGE 0-A (AFTER TITLE PAGE)

Portable Telecommunications Antennas

.....\$2,000.00 per month, or any part thereof, will be assessed for each Portable Telecommunications Antenna temporarily* emplaced. This amount will be in addition to the associated open ground space charge at the maximum non-containerized ground space lease rate, and any other charges imposed by this tariff. For the purpose of this item, open ground space will be any space, improved or otherwise, to include parking space, as deemed appropriate by the Port Director. All Information Technology Department (ITD) requirements must be met before any installation is approved.

*The emplacement of a portable antenna under this tariff provision is with the understanding that the associated lease agreement would be on a month-to-month basis and in effect during the time required to install a permanent-type antenna as approved by the Port Director.

RENTAL
OF SPACE
(I)
(A)

ITEM
602

Wall-mounted Telecommunications Antennas

The per annum fixed rate for space for wall-mounted telecommunications antennas and support equipment, on a year-to-year basis, shall be not less than \$30,000.00 and based on the following schedule:

Category	Antennas	Support Equipment	Rate Per Year
1	One (1) or any array of not more than three (3) wall-mounted antennas encompassing not more than seven (7) linear feet between each antenna	Equipment required for initial setup to support antenna(s), not exceeding the following: electric panel, electric meter, transformer, stand-alone air conditioning unit, disconnect switch, antenna receiver unit, and cabling	\$30,000.00
2	One (1) to not more than an array of three (3) additional wall-mounted antennas encompassing a span of not more than seven (7) linear feet between each antenna.	Except for required cabling, this schedule does not provide for any additional support equipment.	\$5,000.00
3	This schedule does not provide for any additional antennas.	Additional support equipment but less than that required for an initial setup.	\$5,000.00

ISSUED BY

MIAMI-DADE COUNTY SEAPORT DEPARTMENT

118

TARIFF NO. 010

1st REVISED PAGE 36

EFFECTIVE: OCTOBER 1, 2005

SECTION NINE
RENTALS & LEASES

FMC SUBRULE: 34-E01

FOR EXPLANATION OF SYMBOLS, SEE PAGE 0-A (AFTER TITLE PAGE)

		<u>ITEM</u>
<p><u>TEMPORARY AND/OR MOBILE OFFICE STRUCTURES</u> in any area will be leased on a non-exclusive basis at rates as determined by the Port Director in conformity with structure cost amortization and the latest land appraisal rates. Utilities and/or janitorial charges to be assessed as determined by the Port Director. (Whether five year, annual lease or month to month rental).</p>	Rental of Space (C)	602

ISSUED BY

MIAMI-DADE COUNTY SEAPORT DEPARTMENT

119

TARIFF NO. 010

6TH REVISED PAGE 37

EFFECTIVE: OCTOBER 1, 2007

**SECTION NINE
RENTALS & LEASES**

FMC SUBRULE: 34-E02-E05

FOR EXPLANATION OF SYMBOLS, SEE PAGE 0-A (AFTER TITLE PAGE)

		<u>ITEM</u>
<p>Open ground storage area rented monthly or annually for Port related use on a non-exclusive basis will be leased at the rates listed below.</p> <p>Open Ground Non-Waterfront (non-containerized). \$4.80 per sq. ft./per year Open Ground Waterfront (non-containerized) \$6.40 per sq. ft./per year Fisher Island..... \$6.40 per sq. ft./per year</p> <p>For not-for-profit/government entities or other entities that provide support functions or services deemed beneficial to Port operations, as determined by the Port Director, the Port Director may reduce lease rates by no more than 25% of the applicable open ground rate.</p> <p>Such leases whether five year, annual or month-to-month do not provide for electricity, water, sewer, landscaping, maintenance, housekeeping, fencing, paving or asphalt repairs.</p>	OPEN GROUND LEASES (A) (E)	604
<p>All fencing inside transit sheds warehouses and passenger terminals must be authorized by the Port Director. All original fencing or subsequent modifications will be installed at the expense of the applicable Port user. After installation, the fencing becomes the property of the Seaport Department of Miami-Dade County (Port of Miami-Dade).</p>	INSIDE	605
<p>Port tenants not directly involved in the transportation of passengers or cargo from Port of Miami-Dade facilities may be assessed an additional rental charge based on a percentage of their annual gross revenue, as determined by the Port Director, in addition to the charges in Item 602 or 604 above. Such charge shall not exceed 40% of the affected tenant's annual gross revenue. Annual gross revenue shall include all revenue derived from the sale of merchandise or services at the leased premises, exclusive of any Florida State Sales Tax collected from customers.</p>	OTHER	606
<p>Lease documents not returned within the time-frame requested by the Port in writing will be subject to a late fee of \$500.00 or one month's rent, whichever is greater (i.e. lease agreement, affidavit, payment guarantee, insurance certificates, etc.). If documents are not returned within 30 days of non-compliance, lease agreement will be terminated.</p>	LEASE DOCUMENTS LATE FEE (I)	607

ISSUED BY

MIAMI-DADE COUNTY SEAPORT DEPARTMENT

120

TARIFF NO. 010

10th REVISED

PAGE 38

EFFECTIVE: OCTOBER 1, 2009

**SECTION TEN
MISCELLANEOUS CHARGES**

FMC SUBRULE: 34-F01

FOR EXPLANATION OF SYMBOLS, SEE PAGE 0-A (AFTER TITLE PAGE)

MISCELLANEOUS CHARGES		ITEM
Charges for fresh water delivered to vessels at piers or wharves shall be assessed as follows: Per ton, 250 gallons.....\$ 4.68 <u>1.98</u> The minimum invoice for fresh water charged per vessel shall be\$ 65.00 Hook-up fee, per vessel.....\$ 52.50	FRESH WATER (A)	700
When unit is not returned, a charge of \$500.00 per Unit Connection will be assessed to the corresponding agent.	FRESH WATER UNIT CONNECTION REPLACEMENT	701
For providing electrical hook up and space for U.S.D.A fumigation. The Port fee for this service per container or equivalent amount of cargo per day \$55.00	FUMIGATION CHARGE	703
THIS SPACE INTENTIONALLY LEFT BLANK		704
When electricity is furnished to refrigerated containers and/or trailers by the Port, an additional utility charge per unit shall be assessed, at the rate per day of.....\$52.50 Such charge shall be assessed for each 24-hour period or fractional part thereof. Except in the case of the Port's own negligence, the Port shall not be responsible for loss or damage caused by power failure, electrical surges, electrical or mechanical equipment failure or any other type of breakdown/failure. Refrigerated containers shall be the only equipment connected to the reefer plugs. If any other equipment is connected, the Port user and leaseholder will each be subject to a fine as described below: 1 st Offense \$ 500.00 2 nd Offense \$1,000.00 3 rd Offense Permit will be revoked	ELECTRIC CURRENT FOR REFRIGERATED UNITS	705

ISSUED BY

MIAMI-DADE COUNTY SEAPORT DEPARTMENT

121

TARIFF NO. 010

EFFECTIVE: OCTOBER 1, 2009

SECTION TEN
MISCELLANEOUS CHARGES

FMC SUBRULE: 34-F01

FOR EXPLANATION OF SYMBOLS, SEE PAGE 0-A (AFTER TITLE PAGE)

		ITEM
<p>An eligible individual who was denied a Port of Miami Identification Card who seeks to apply for a waiver must submit a waiver package through the Port of Miami ID Office. This package must include the required documentation. Once the waiver package is received, the Port of Miami will add the required additional information and documentation, complete the required background check, notarize the required forms, and send the completed packaged via certified mail to the Florida Department of Law Enforcement.</p> <p>Processing Fee\$100.00</p>	<p>FDLE WAIVER ADMINISTRATIVE PROCESSING FEE (D)</p>	<p>706</p>
<p>The following Harbor fee shall be charged to each vessel on a per call basis (effective 10/1/99), excluding inaugural activities for homeport ships at the discretion of the Director:</p> <p>0-20,000 Gross Registered Tons.....\$250.00 20,001 GRT and over.....\$500.00 Passenger vessels making 300 and more sailings per year.....\$ 50.00</p> <p>In the event of multiple daily sailings for the same vessel, only one harbor fee per 24-hour period will be assessed.</p> <p><u>The Harbor Fee shall not apply to Port terminal operators, or to their cargo vessel customers, where the terminal operator guarantees the Port 60 hours or more of crane time per terminal acre per year.</u></p>	<p>HARBOR FEE (C)</p>	<p>707</p>

ISSUED BY

MIAMI-DADE COUNTY SEAPORT DEPARTMENT

122

TARIFF NO. 010

8th REVISED PAGE 40

EFFECTIVE: OCTOBER 1, 2008

**SECTION TEN
MISCELLANEOUS CHARGES**

FMC SUBRULE: 34-F01

FOR EXPLANATION OF SYMBOLS, SEE PAGE 0-A (AFTER TITLE PAGE)

	SCALE CHARGE (C)	ITEM
Charges for providing truck-weighing service on the Port of Miami-Dade scale will be assessed as follows: Export boxes (prepaid).....\$12.00 Export boxes (cash).....\$15.00 Import boxes (prepaid).....\$12.00 Import boxes (cash).....\$15.00		708
All exporters of used self-propelled vehicles which use the Seaport's vehicle examination facility for the purpose of the presentation and validation of required documentation by U.S. Customs & Border Protection in accordance with Customs Regulations (19 CFR 192), will be assessed a usage fee of seven dollars and fifty cents (\$7.50) per vehicle, in accordance with the Code of Miami-Dade County, Florida, Sec. 28A, as put forth by the Board of County Commissioners of Miami-Dade County, Florida. Two dollars and fifty cents (\$2.50) of every seven dollars and fifty cents (\$7.50) collected shall be allocated to the Miami-Dade County Multi-Agency Auto Theft Task Force for purposes of enhancing security at, and interdicting the flow of stolen motor vehicles through the Port of Miami.	VEHICLE EXAMINATION FACILITY CHARGE	709
Facilities are available for the parking of vehicles for passengers boarding ships and for Port visitors and workers. Rates are as follows: Short term, per vehicle, per space.....\$ 7.00 Long term (overnight), per vehicle, per space, per day.....\$20.00 All established parking rates will be posted at each facility and applied to the day a vehicle enters the parking lot and to each succeeding day it remains on the lot. Unattended ground parking areas, when properly posted as such, can be available to the general public at no charge for certain maritime industry related events as designated by the Port Director.	VEHICLE PARKING AT THE PORT (C)	710
THIS SPACE INTENTIONALLY LEFT BLANK		712
A service fee will be assessed for the collection of a dishonored check, draft, or other order for the payment of money to the Port of Miami-Dade, in accordance with the rate structure established by Miami-Dade County, in Administrative Order 4-86. This service fee shall be in addition to all other penalties imposed by this tariff.	RETURNED CHECK SERVICE FEE	713

ISSUED BY

MIAMI-DADE COUNTY SEAPORT DEPARTMENT

123

TARIFF NO. 010

15th REVISED PAGE 41 (2 pgs.)

EFFECTIVE: OCTOBER 1, 2009

SECTION TEN
MISCELLANEOUS CHARGES

FMC SUBRULE: 34-F01

FOR EXPLANATION OF SYMBOLS, SEE PAGE 0-A (AFTER TITLE PAGE)

ITEM

714

ANNUAL
AND
TEMPORARY
PERMIT
FEES
(A)
(I)

No one may engage in a business transaction or provide services on the Port of Miami-Dade without first obtaining a business permit, supplying evidence of insurance coverage, and complying with all other applicable provisions of the tariff and/or other pertinent regulations issued by the Port Director and the Miami-Dade County Code. Exempt from the business permit requirement are: 1) those entities whose sole function on the Port is to fulfill the requirements of U.S. government regulatory agencies; 2) County-approved vendors, their sub-contractors and suppliers, while performing the tasks called for under their contract with Miami-Dade; and 3) Governmental entities. Applications for a permit to conduct business as a Stevedore must be in accordance with Miami-Dade Code Chapter 28A-6 and/or as determined by the Seaport Director.

Cartage companies shall provide evidence of insurance, including, without limitation, a listing of all covered vehicles including vehicle description and VIN; the names and driver's license numbers of each driver retained by the cartage company and the corresponding policy number for each; copies of both the certificates of insurance and applicable insurance policies; and a certification that each driver and vehicle entering the port on behalf of the cartage company is insured in compliance with all applicable laws. This information shall be continuously updated by each cartage company by providing written notice of any proposed insurance changes to the Port in advance. When entering the Port, all vehicles must have a current *Insurance Identification Card* to include a vehicle description and serial number. Failure to provide such may be grounds for revoking the business permit and/or I.D.

Permit fees shall be applied on an annual basis commencing on the date of issuance except for stevedore permit fees which shall be applied on an annual basis commencing on January 15 of every year.

Permit renewals not received by the expiration date shall be cancelled, and the initial processing fee and annual permit fee shall be required for reinstatement.

Company Name or Category Change

Any permit holder that requests a name or category change will be treated as a new applicant and shall pay the initial processing fee and annual permit fee, which covers a period of 12 months.

Companies holding an active stevedoring permit at the Port of Miami are required to submit their final vessel loading and discharge reports for all vessels worked at the Port no later than 7 calendar days after vessel departure. Arrangements to submit said reports are to be coordinated with the Port's Cargo Operations division.

Initial Processing Fee (non-refundable) (all categories not otherwise listed)	\$348.00
Initiation fee or Reinstatement Fee for tug Services.....	\$6,000.00

The following annual permit fees are applicable to the following business categories:

Fuel or bunker barges, per barge <u>Up to 5 barges</u>	\$ 15,000.00	\$200,000.00
<u>Each additional barge</u>		\$25,000.00
Mobile Food/Drink per Truck.....		\$ 3,150.00
Ship Chandlers/Suppliers.....		\$ 1,000.00
Ship's Agents.....		\$ 1,737.00
Stevedoring Firms.....		\$ 5,789.00
Tug Services, per tug.....		\$ 15,000.00
All other business categories.....		\$ 348.00
Tow Truck/Vehicle Delivery Service (No Initial Processing Fee).....		\$ 69.00

ISSUED BY

MIAMI-DADE COUNTY SEAPORT DEPARTMENT

124

TARIFF NO. 010

15th REVISED PAGE 41 (2 pgs.)

EFFECTIVE: OCTOBER 1, 2009

SECTION TEN
MISCELLANEOUS CHARGES

FMC SUBRULE: 34-F01

FOR EXPLANATION OF SYMBOLS, SEE PAGE 0-A (AFTER TITLE PAGE)

Fees and time period for all other activities not listed above shall be determined by the Port Director.

User permit renewal is subject to satisfaction of any outstanding balances due to the Seaport Department

In addition to permit requirements for companies, all individuals must comply with all applicable local, state, and federal requirements to obtain a Port. I.D. for which the charge is as follows:

Port I.D. –	<u>New/Renewal (Unescorted Access – Up to 5 years) Green Card</u>	<u>\$ 80.00 79.00*</u>
	<u>New/Renewal (Escorted Access – 1 year) Yellow Card</u>	<u>\$ 55.00 79.00*</u>
	<u>New/Renewal (No Access – 1 year) Red Card</u>	<u>\$55.00</u>
	<u>Fifth year renewal, requiring background check, etc</u>	<u>\$ 80.00</u>
	<u>One day pass</u>	<u>\$ 8.00 9.00</u>
	<u>Replacement / Reciprocity (ID Card)</u>	<u>\$ 55.00</u>
	<u>Replacement (Lost or Stolen)</u>	<u>\$ 50.00 55.00</u>
	<u>Replacement (Change of Company)</u>	<u>\$ 25.00</u>
	<u>FDLE Waiver Fee (Voids Item 706)</u>	<u>\$98.25*</u>

* This fee includes a \$55.00 administrative fee, as allowed by the State of Florida. Such fee may be amended as directed by FDLE and/or the Florida Legislature.

TARIFF NO. 010

DELETED

PAGE 41-A

EFFECTIVE: OCTOBER 1, 2002

SECTION TEN
MISCELLANEOUS CHARGES

FMC SUBRULE: 34-F01

FOR EXPLANATION OF SYMBOLS, SEE PAGE 0-A (AFTER TITLE PAGE)

ISSUED BY

MIAMI-DADE COUNTY SEAPORT DEPARTMENT

126

TARIFF NO. 010

7th REVISED PAGE 42

EFFECTIVE: OCTOBER 1, 2009

**SECTION TEN
MISCELLANEOUS CHARGES**

FMC SUBRULE: 34-F01

FOR EXPLANATION OF SYMBOLS, SEE PAGE 0-A (AFTER TITLE PAGE)

<p>Taxicabs, per trip.....\$ 2.00</p> <p>In addition to the annual permit fee established above, Ground Transportation Companies shall be subject to the following per trip fees for each vehicle.</p> <table border="1"> <thead> <tr> <th>Type Vehicle</th> <th>Rate</th> <th>Passenger Capacity</th> <th>Per Trip</th> </tr> </thead> <tbody> <tr> <td>Limousines and Vans</td> <td>44</td> <td>14 passengers or less</td> <td>\$ 9.00</td> </tr> <tr> <td>Mini-Buses</td> <td>12-20</td> <td>15 - 28 passengers</td> <td>\$ 18.00</td> </tr> <tr> <td>Bus</td> <td>24-29</td> <td>or more passengers</td> <td>\$ 36.00</td> </tr> </tbody> </table> <p><u>Ground transportation companies are required to register all drivers with the Permit Section. This will include a list of the drivers and a copy of their valid driver's license. Any and all changes with persons driving for the ground transportation company must be reported immediately. Failure to do so may result in the cancellation of the Port of Miami permit. Drivers for ground transportation companies are no longer required to obtain a port identification card unless the driver is to access a secure area. In these cases, a Port ID will still be required.</u></p> <p><u>Prearranged ground transportation companies which by-pass the S1 collection booth to avoid per trip fees are subject to the following additional fees and/or actions:</u></p> <ul style="list-style-type: none"> • <u>First time; 1st warning plus a \$50 administrative fee</u> • <u>Second time; 2nd warning plus a administrative \$100 fee</u> • <u>Third time; revocation of permit and unable to work at the Port of Miami for six months</u> <p><u>Prearranged ground transportation companies are required to register and decal all vehicles working at the Port of Miami. Any and all changes made to their respective fleets are to be reported immediately as they occur. All vehicle registration and decaling are to be made by appointment through the Seaport's Permit Section. Failure to report, register, or decal any vehicle operating at the Port will result in the cancellation of the permit and the initial processing fee and annual permit fee shall be required for reinstatement.</u></p> <p>Rental car companies conducting business activities at the Port of Miami-Dade but not operating under a non-exclusive license agreement with the Port shall be assessed a percentage of the gross revenues arising from such activities at an annual rate of 8%. Business activities for rental car companies include, but are not limited to, the pick-up of passengers via courtesy vehicles for transportation to rental car facilities off the Port.</p>	Type Vehicle	Rate	Passenger Capacity	Per Trip	Limousines and Vans	44	14 passengers or less	\$ 9.00	Mini-Buses	12-20	15 - 28 passengers	\$ 18.00	Bus	24-29	or more passengers	\$ 36.00	<p>ANNUAL AND TEMPORARY PERMIT FEES (I) (C)</p>	<p>ITEM 714</p>
Type Vehicle	Rate	Passenger Capacity	Per Trip															
Limousines and Vans	44	14 passengers or less	\$ 9.00															
Mini-Buses	12-20	15 - 28 passengers	\$ 18.00															
Bus	24-29	or more passengers	\$ 36.00															
<p>All requests for a Special Dock Parking Permit must be in writing to the Seaport Security Division. Upon receipt, a recommendation will be made to the Seaport Director, who is the final approving authority. Each request must specify the specific reason the request is being made, as well as any other extenuating factors. Special Dock Parking Permits, valid for one year, will only be issued to those individuals who have a justified requirement to park their vehicle dockside in a restricted area on the Seaport. All individuals issued a Special Dock Parking Permit shall also have a valid Seaport identification card in their possession pursuant to County Ordinance 28A, Seaport Security, and Operations.</p> <p>Special Dock Parking Permit.....\$200.00, per year, per each for cargo and/or cruise parking permit Replacement.....\$ 50.00</p>	<p>SPECIAL DOCK PARKING PERMIT (C) (I)</p>	<p>715</p>																

ISSUED BY
MIAMI-DADE COUNTY SEAPORT DEPARTMENT

127

TARIFF NO. 010

ORIGINAL **PAGE 43**

ISSUED: **JANUARY 1, 1994**

EFFECTIVE: **MARCH 31, 1994**

SECTION ELEVEN
GENERAL INFORMATION

FMC SUBRULE: 34-G01

FOR EXPLANATION OF SYMBOLS, SEE PAGE 0-A (AFTER TITLE PAGE)

GENERAL INFORMATION		<u>ITEM</u>
<p>The Miami Harbor embraces the artificial basins, slips and channels that have been dredged along the bay front of Miami and in the bay and through the waters of Biscayne Bay to the ocean, and is located generally at Latitude 25-46' No. Longitude 80-10'W.</p>	<p>MIAMI HARBOR</p>	<p>800</p>
<p>The entrance to the main channel is directly east of the City of Miami, approximately 4.5 miles. The sea buoy marking the channel entrance through the reef is about 2 miles offshore. The entrance is an artificial cut 1,000 feet wide, known as Government Cut, dredged across the southern end of Miami Beach. It is protected by jetties and is well marked. A channel has been developed to a control depth of 44 feet, and 500 feet wide on the sea end to the jetties and 500 feet wide with a control depth of 42 feet to the turning area on the east tip of Lummus Island thence into Fisherman's Channel along the gantry berth area for a distance 4,100 feet. The Fisherman's Channel continues westward for 8,000 feet at depth 25 feet. The main channel along the northside of Lummus and Dodge Islands is 500 feet wide with a 36 foot control depth which continues westward across Biscayne Bay to the main turning basin.</p>	<p>MAIN CHANNEL (C)</p>	<p>802</p>
<p>From Government Cut, the Fisherman's Channel has been dredged with a control depth of 42 feet for the easternmost 4,100 feet and a control depth of 25 feet for 8,000 feet to the west. Minimum width of 500 feet, Fisherman's Channel provides a direct connection to the wharves on the south side of Dodge and Lummus Islands and the mouth of the Miami River. At the extreme west end of Fisherman's Channel, a 1,000 foot turning basin is dredged to a control depth of 25 feet to facilitate turning movement of ships to and from the Miami River. At the wide point of the Fisherman's Channel, a 900-foot wide turning basin is provided at the location of the east channel slip.</p>	<p>FISHERMAN'S CHANNEL (C)</p>	<p>806</p>

ISSUED BY

MIAMI-DADE COUNTY SEAPORT DEPARTMENT

128

TARIFF NO. 010

ORIGINAL

PAGE 44

ISSUED:

JANUARY 1, 1994

EFFECTIVE:

MARCH 31, 1994

SECTION ELEVEN
GENERAL INFORMATION

FMC SUBRULE: 34-G01

FOR EXPLANATION OF SYMBOLS, SEE PAGE 0-A (AFTER TITLE PAGE)

		<u>ITEM</u>
The main turning basin is 1,700 feet north and south and 1,650 feet east and west, with a control depth of 36 feet.	MAIN TURNING BASIN	808
An additional turning basin is located in the triangular area between the main channel and the north side of Fisher Island and is dredged 42 feet to provide a turning basin at the junction of the main and Fisherman's Channels.	FISHER ISLAND TURNING BASIN (C)	810
Miami River has channel dredged to 15 feet at high water, 150 feet wide for a distance of 3 miles above the mouth, thence 125 feet wide to a point 4.1 miles above the mouth; thence 90 feet wide to a point 5-1/2 miles above the mouth, and is connected to the Fisherman's Channel on the south side of Dodge and Lummus Islands.	MIAMI RIVER	812
The Intracoastal Waterway is in general 150 feet wide and 12 feet deep at local mean low water from Jacksonville to Fort Pierce and from Fort Pierce to Miami 125 feet wide and 10 feet deep.	INTRACOASTAL WATERWAY	814
THIS SPACE INTENTIONALLY LEFT BLANK.		

ISSUED BY

MIAMI-DADE COUNTY SEAPORT DEPARTMENT

129

TARIFF NO. 010

ORIGINAL PAGE 45
ISSUED: JANUARY 1, 1994
EFFECTIVE: MARCH 31, 1994

SECTION ELEVEN
GENERAL INFORMATION

FMC SUBRULE: 34-G01

FOR EXPLANATION OF SYMBOLS, SEE PAGE 0-A (AFTER TITLE PAGE)

		<u>ITEM</u>
<p>The prescribed anchorage area for vessels anchoring outside the harbor is located eastward of a line about 1.5 nautical miles off shore and northward of a line about 0.2 nautical miles north of the sea buoy at the entrance to the ship channel. The entire anchorage area lies north of the entrance channel to Miami. The northern and southern extremities of this area are marked by nun buoys. Vessels desiring to anchor off the entrance to the Harbor of Miami are required to do so within this area, to avoid possible damage to cables laid on the ocean bottom in the vicinity. Refer to anchorage area 110.188 on National Oceanic and Atmospheric Administration Survey Chart # 11466 & # 11468.</p>	ANCHORAGE (C)	816
<p>The normal mean tidal range at the entrance to Miami Harbor is 2.5 feet, and in the bay it is about 2.0 feet. The extreme tidal range is about 4.0 feet at the entrance. Easterly winds sometimes raise the water level 1.5 feet at the entrance and from 1.0 to 0.5 feet in the bay.</p> <p>The tidal currents at the entrance to Biscayne Bay may reach a velocity of 1-1/2 to 3 knots through the main channel.</p>	TIDES AND TIDAL CURRENTS (C)	818
THIS SPACE INTENTIONALLY LEFT BLANK		

ISSUED BY

MIAMI-DADE COUNTY SEAPORT DEPARTMENT

130

TARIFF NO. 010

2nd REVISED

PAGE 46

EFFECTIVE: OCTOBER 1, 2005

**SECTION ELEVEN
GENERAL INFORMATION**

FMC SUBRULE: 34-G01

FOR EXPLANATION OF SYMBOLS, SEE PAGE 0-A (AFTER TITLE PAGE)

	DESCRIPTION	ITEM
<p>The Port of Miami-Dade, under continuing construction on the Dodge and Lummus Island sites south of the main channel opposite MacArthur Causeway, is being built on 525 acres. Current improvements are described as follows:</p> <p><u>Marginal Berthing</u></p> <p>7,100 feet along the north side with 36 feet of water at MLW.</p> <p>1,290 feet north east side with 36 feet of water at MLW.</p> <p>6,095 feet along the southeast side of Lummus Island and Fisherman's Channel with 42 feet depth of MLW at the gantry crane facility.</p> <p>700 feet along the south side at the south east corner of Dodge Island and with 25 feet of water at MLW.</p> <p>One berth at northwest section - 750 feet long with 32 feet.</p> <p>1,390 feet at the west end of Fisherman's Channel with a depth of 25 feet MLW.</p> <p><u>Width of Apron</u></p> <p>70 to 100 feet, north side 50 to 100 feet, east side 50 to 100 feet, south side 50 to 100 feet, west side</p> <p><u>Apron Above MLW</u></p> <p>7.5 feet on all sides</p>	<p>(C)</p>	<p>850</p>

ISSUED BY

MIAMI-DADE COUNTY SEAPORT DEPARTMENT

131

TARIFF NO. 010

2nd REVISED

PAGE 47

EFFECTIVE: OCTOBER 1, 2005

**SECTION ELEVEN
GENERAL INFORMATION**

FMC SUBRULE: 34-G01

FOR EXPLANATION OF SYMBOLS, SEE PAGE 0-A (AFTER TITLE PAGE)

	DESCRIPTION	ITEM
<p><u>Roll-on/Roll-off Ramps</u></p> <p>Eight fixed ramps designated Bay 55, 900 linear feet above MLW Bay 59, 300 linear feet above MLW Bay 65, 690 linear feet above MLW Bay 154, 670 linear feet above MLW Bay 155, 550 linear feet above MLW Bays 161 – 171, 1,259 linear feet above MLW Bays 165- 177, 1,450 linear feet above MLW Fixed ramp at passenger terminal H, 750 linear feet above MLW</p> <p><u>Railroad Facilities:</u></p> <p>Limited rail facilities to Shed G.</p> <p><u>Passenger Terminal Complex:</u></p> <p>The Port of Miami-Dade currently has 5 passenger terminals in use on the North side of the port and terminal J on the south side of the port. In 2006, the Port will have in operation cruise terminals B & C (143,000 sq. ft.), D & E (240,000 sq. ft.), F & G (283,000 sq. ft.), H (6,939 sq. ft.) and terminal J (82,000 sq. ft.). The square footage amounts include areas for Customs and offices.</p> <p><u>Office Buildings:</u></p> <p>Seven (7) office buildings with a total of 441,317 square feet are available for rental to Port related businesses. There are also 43,720 square feet within Passenger Terminals H, and 17,147 square feet in Transit Shed "G".</p>	(C)	850

ISSUED BY

MIAMI-DADE COUNTY SEAPORT DEPARTMENT

132

I.O. No.: 4-42
Ordered: 09/18/2008/18/09
Effective: 10/01/2008
10/1/09

MIAMI-DADE COUNTY
IMPLEMENTING ORDER

FEE SCHEDULE FOR THE DEPARTMENT OF
ENVIRONMENTAL RESOURCES MANAGEMENT

AUTHORITY:

~~Section 5.02 of~~ the Miami-Dade County Home Rule Amendment and Charter including, among others Section 1.01 and 2.02A, Chapter 24 of the Code of Miami-Dade County, Chapter 403 of the Florida Statutes, and Chapter 62 of the Florida Administrative Code.

SUPERSEDES:

This Implementing Order 4-42, ordered September 18, 20089 and effective October 1, 20089.

POLICY:

This Implementing Order establishes a schedule of fees to cover the cost of processing permits, reviewing plans, and establishes procedures for providing other services.

PROCEDURE:

The Director of the Department of Environmental Resources Management shall be responsible for the collection of fees, accounting of revenue and delivery of services delineated in this Implementing Order.

FEE SCHEDULE:

The fee schedule adopted by this Implementing Order is attached hereto and made a part hereof.

This Implementing Order is hereby submitted to the Board of County Commissioners of Miami-Dade County, Florida.

County Manager

MIAMI-DADE COUNTY
ENVIRONMENTAL RESOURCES MANAGEMENT
DEPARTMENT

FEE SCHEDULE

| **Effective: October 1, 20089**

135

MIAMI-DADE COUNTY ENVIRONMENTAL RESOURCES MANAGEMENT

INDEX

<u>Plan Review Fees</u>	<u>Page</u>
I. Water Supply Facilities	43-4
II. DERM Permitted Sewage Treatment Facilities	1-34-6
III. Building Permit Processing	3-46-7
IV. Environmental Impact Reviews	48
V. Variances, Appeals, Extensions of Time	5-68-10
VI. Water Management and Natural Resources Permits	6-1410-21
VII. Tree Removal Permits	14-1621-25
VIII. Endangered Land Tax Exemption	1725
IX. Industrial Waste Plan Reviews	17-1825-26
X. Industrial and Solid Waste Site Plan and Construction Permits Review <u>Pollution Control Review Fees</u>	18-2126-31
XI. <u>Solid Waste Site Plan and Construction Permits Review</u>	31-32
XII. Air Pollution Facility Plan Reviews	2132-34
XIII. Storage Tank Plan Review	21-2234
XIII IV. Petroleum Contamination Cleanup Plan Review	2234
XIV. Miscellaneous Reviews	22-2335-36
XVI. After-the-Fact Plan Reviews	2336
XVII. Revisions of Previously Approved Plans	2336
XVIII. Revisions of Second Resubmittals	2336
 <u>Operating Permits</u>	
I. DERM Package Potable Water Treatment Plants	2437
II. DERM Package Sewage Treatment Plants	2437
III. Sewage Pump Stations	2437

	IV. Grease Traps	2437
	V. Private Gravity Sewers	2438
	VI. Water Utilities	24-2538
	VII. Sewer Utilities	2538
	VIII. Resource Recovery and Management (Solid Waste) Disposal Facilities	25-2938-43
	IX. Industrial Waste 2 - Reclaim Systems	2943
	X. Industrial Waste 3 - Pretreatment	3043-44
	XI. Industrial Waste Pretreatment - (IWP)	3045
	XII. Industrial Waste 4 - Ground Discharges	3045
	XIII. Hazardous Materials Storage and Transportation	3045-46
	XIV. Industrial Waste 5 - Hazardous Materials/- Waste Users/Generators	30-3246-49
	XV. Industrial Waste 6 - Non-Residential Uses in Wellfield Areas	3249
	XVI. Risk Based Corrective Action (RBCA) Closure	3349
	XVII. Agricultural Waste 2	3350
	XVIII. Agricultural Waste 3	3350
	XIX. Agricultural Waste 4	3350
	XX. Agricultural Waste 6	3350-51
	XXI. Air Emissions	33-3551-52
	XXII. Enforcement of Covenant Provisions	3553
	XXIII. Boat Docking & Boat Storage Facilities	3553
	XXIV. After-the-Fact Permits	3653
	XXV. Performance Based Operating Permit	3653-54
	XXVI. Previous Year's Unpaid Permit Fees	3654
	XXVII. ___ Recovery of Administrative Costs	3654

**MIAMI-DADE COUNTY
 ENVIRONMENTAL RESOURCES MANAGEMENT DEPARTMENT
 FEE SCHEDULE
 EFFECTIVE OCTOBER 1, 2008**

PLAN REVIEW FEES

I. Water Supply Facilities

- A. Community Water Supply (twenty-five or more persons within their property limits), Review of Construction Drawings

Estimated Cost of Project Construction

\$0 to \$5,000	\$275
\$5,001 to \$10,000	\$340
\$10,001 to \$130,000	\$265
	+ \$5 per \$1,000 of cost in excess of \$10,000
Over \$130,000	\$940

- B. Non-Community Water Supply

1. 25 persons or less	\$380
2. More than 25 persons	\$430 <u>440</u>

- C. Well Construction Permits (South Florida Water Management District)

1. Public supply wells less than 6" in diameter	\$125
2. Public supply well 6" or more in diameter	\$110
3. Non public supply wells 6" or more in diameter	\$55
4. Agricultural use wells (general permit application)	\$105

- D. Water Main Extension Review

1. Land based:	
Gravity or force mains -	
Less than 500 feet	\$115
500 feet or more	\$115
	+ \$0.14 per foot in excess of 500 feet ^a

- E. Potable Water Well Sampling (sample collection by DERM)

1. Bacteriological test (total & fecal coliform analyses)	\$50
2. Physical/Chemical test (iron, color, turbidity and pH)	\$60
3. Bacteriological and Physical/Chemical Test (1 & 2 above)	\$80

F. Homeowner's Water Supply for dissolved Lead (sample collection by owner) \$50

a Fees was inadvertently omitted in prior year schedule

II. DERM - Permitted Sewage Treatment Facilities

A. New Interim Sewage Treatment Facilities Review of Construction Drawings \$1,150

B. Modification to Sewage Treatment Facility

Project cost ¹	
\$0 - \$5,000	\$240
\$5,001 - \$10,000	\$520
\$10,001 - \$130,000	\$520
	+ \$4 per 1000 of cost in excess of \$10,000
Over \$130,000	\$1,000

C. Sewer Main Extension Review of Construction Drawings

1. Land based:

Gravity or force mains - _____	\$390
Less than 500 feet	\$115
500 feet or more	\$115
	+\$0.14/foot in excess of 500 feet
Lift stations	\$210 <u>250</u>

2. Marinas:

Less than 50 slips	\$85
50 slips or more	\$160

3. DEP Construction Permit for delegated domestic wastewater collection/transmission system Based on Equivalent Dwelling Units (EDU's), where 1 EDU=3.5 persons.

a. Domestic wastewater collection/transmission system serving 10 or more EDU's	\$500
b. Domestic wastewater collection/transmission system serving less than 10 EDU's	\$300
c. Revisions to existing permits <5 years	\$250

¹ Fees may vary slightly, if prior to issuance, the estimated costs of the project have changed from the estimate made when the permit application was submitted

D. Sewer Capacity Certification

Sewer Capacity Certification (Allocation)

a. Single Family and Duplex Residential – up to 5 building sites	\$6090 + \$10 per additional building site
b. Commercial (including multi-family residential other than Duplex)	\$120 + \$10 per additional building site
Recertification of Existing Letter	\$35 /ERU (ERU = 350 GPD)
Preliminary review	\$70
Bank Letter	\$80

E. DEP Delegated Domestic Wastewater Facilities

1. Preliminary Design Report Reviews for Type II and Type III domestic wastewater facilities, as defined in Rule 62-600.200, F.A.C.	Type II	Type III
a. Treatment plant with or without reuse/disposal system	\$ 3,750	\$ 1,200
b. Reuse/land application system and associated Transmission/distribution facilities, when applied for Separately from the treatment facility	\$ 3,750	\$ 1,200
2. Minor revisions , as defined in Rule 62-620.200, F.A.C. to wastewater permits for delegated domestic wastewater facilities.		
a. Type II facility	\$ 300	
b. Type III facility	\$ 100	
3. Substantial revisions , as defined in Rule 62-620.200, F.A.C., to wastewater permits for delegated domestic wastewater facilities shall require a new wastewater permit application and applicable fee. The applicable application fee shall be:		
a. For substantial revisions resulting from substantial modifications to the facility which require an antidegradation determination, as specified in Rule 62-4.242, F.A.C., or which increase the permitted capacity of the treatment, reuse, or disposal system, the preliminary design report fee specified in paragraph E(1) above.		
b. For substantial revisions resulting from substantial modifications to a delegated facility, which do not require an antidegradation		

determination as specified in Rule 62-4.242, F.A.C., and which do not increase the permitted capacity of the treatment, reuse, or disposal system, fifty (50) percent of the preliminary design report fee specified in E(1) above.

- c. For substantial revisions not associated with substantial modifications to the delegated facility, twenty (20) percent of the applicable application fee specified in Section II(E) (1) of this fee schedule.

III. Building Permit Processing

Application Fee (paid upon submission of plans and deducted from total processing fee upon completion of review)	<u>\$5080</u>
--	---------------

A. Single Family and Duplex Residential

- | | |
|--|---------------|
| 1. Septic tanks | \$70 |
| 2. Potable well | \$70 |
| 3. Public Water service or Sanitary sewer service, first application | \$60 |
| Each additional application in request | \$15 |
| 4. Minimum review (interior modifications, additions, etc.) | <u>\$5080</u> |

B. Commercial (including multi-family residential other than duplex):

- | | |
|-----------------------------------|-------------------------------------|
| 1. Gravity septic tanks | \$160 |
| 2. Dosing systems | \$290 |
| 3. Commercial sewer service | \$70 |
| | + \$1/1000 sq. ft. of building area |
| 4. Multi-family sewer service | \$70 |
| | + \$0.25/residential unit |
| 5. Commercial water service | \$70 |
| | + \$1/1000 sq. ft. of building area |
| 6. Multi-family water connections | \$70 |
| | + \$0.25/residential unit |
| 7. Minimum review | \$90 |

C. Tree Review	per building site \$5
----------------	-----------------------

D.	Plan Extension of Time	50% of the originally assessed review fee in addition to original fee	
E.	Certificate of Occupancy / <u>Use Review</u>		\$50
	1. Review		\$75
	2. Inspection within Basic Wellfield Protection Area		\$100
F.	Certificate of Completion Review		\$50
G.	Plat, Waiver of Plat	(original submission)	\$210
H.	Plat Extension of Time		\$60
I.	Plat Revision		\$60
J.	Review of Recordable Document	(covenant)	\$50
	<u>Or Misc. Reviews (fences, prefab sheds < 300 sq ft, doors/windows, shutters, conc pads & emergency generators</u>		
K.	Release of Recordable Document	(covenant, estoppel, unity of title)	\$120160
L.	Flood Plain Review		
	1. Residential		\$4585
	2. Commercial		\$55100
M.	Optional Plan Review (OPR)		
	1. Single Discipline Review		\$75
	2. Multiple Discipline Review		\$200
N.	<u>Plan review of commercial, industrial, or residential construction plans, engineering data, or associated information, requiring:</u>		
	a. Minor review		\$120
	b. Major review		\$280
O.	<u>Wetland review of commercial, industrial, or residential construction plans, requiring:</u>		
	a. Minor review		\$100
	b. Major review		\$250
P.	<u>Coastal review of commercial, industrial, or residential construction plans, requiring:</u>		
	a. Minor review		\$80
	b. Major review		\$190
Q.	NFC and EEL Property Reviews		\$180

IV. Environmental Impact Reviews

A.	Zoning Requests	\$250
B.	DIC Requests	\$920
C.	Comprehensive Development Master Plan (CDMP) Amendment	\$920
D.	Lake Excavation, Lakefill & Landfill Plan Review	\$230

V. Preparation of Materials for Variances, Appeals, and Extensions of Time to the Environmental Quality Control Board (EQCB)

A.	Land Uses Utilizing Septic Tank & Public Water Supply	
1.	Residential:	
	Within wellfield	\$560/Unit
	Outside wellfield	\$430/Unit
2.	Commercial/Industrial:	
	Within wellfield	\$1,125
		\$110
		if use generates a liquid waste other than domestic sewage; + \$75 if use exceeds allowable sewage loading; + \$75 if property is within a feasible distance to public sanitary sewer
	Outside wellfield	\$990
		\$110
		if use generates a liquid waste other than domestic sewage; + \$75 if use exceeds allowable sewage loading; + \$75 if property is within a feasible distance to public sanitary sewer
B.	Land Uses Utilizing Septic Tank & On-Site Water Supply Well	
1.	Residential:	
	Within wellfield	\$600/Unit

	Outside wellfield	\$530/Unit
2.	Commercial/Industrial: Within wellfield	\$1,290 \$110 if use generates a liquid waste other than domestic sewage; + \$75 if use exceeds allowable sewage loading; + \$75 if property is within feasible distance to public sanitary sewer and/or a public water main
	Outside wellfield	\$1,150 \$110 if use generates a liquid waste other than domestic sewage; + \$75 if use exceeds allowable sewage loading; + \$75 if property is within a feasible distance to public sanitary sewer and/or a public water main
C.	Wellfield Protection Requirements (use of hazardous materials, generation of hazardous waste, sewage loading, drainage facilities)	\$1,290
D.	Flood criteria and Other Finished Floor Elevation Requirements	
	1. Residential	\$660 per unit
	2. Commercial	\$1,150 per unit
E.	Sewage Treatment Plant	\$1,125
F.	Exotic Species Variance	\$690
G.	Variances or Extensions of Time Regarding Single Family Coastal Construction Requirements	\$320
H.	Appeals of Decision of the Director	\$660
I.	Continuances Requested by Applicant	\$265

J.	Appeals, Variances, or Extensions of Time Concerning a Miami-Dade County Stormwater Utility Bill, Residential Single Family	\$45 per home Unit
K.	Appeals, Variances, or Extensions of Time Concerning a Miami-Dade County Stormwater Utility Bill, per Residential Multi-family Property or Account:	
	1. 2 - 10 units per property or account	\$70
	2. 11 - 50 units per property or account	\$200
	3. 51 or more units per property or account	\$400
L.	Appeals, Variances, or Extensions of Time Concerning a Miami-Dade County Stormwater Utility Bill, per Nonresidential Property	\$265
M.	Variances or extensions of time for compliance for existing single family residences or duplex residences that having abutting public water or sanitary sewer mains seek to continue to be served by an on-site drinking water supply well or a septic tank	\$200
N.	Other Variances, or Extensions of Time	\$1,150

VI. Water Management and Natural Resources Permits

A.	Biological Assessment Requiring Field Inspection ¹	
	1. Single family	\$345 <u>400</u> (for each non-contiguous parcel)
	2. Multi-family, commercial or agricultural	\$690 <u>795</u> (for each non-contiguous parcel)
	3. Other (those requesting establishment of an additional \$690 wetlands management line) shall be added to the fees above	
	4. Repeat Assessment Requiring Field Inspection	\$230 <u>265</u>
B.	Class I Permit (coastal construction work in <u>Salt water wetlandstidal waters and coastal wetlands</u>)	Fee based on estimated and cost of project for which permit is required

¹ If recipient of a biological assessment applies for Class I or Class IV Permit and the assessment remains valid, a \$~~200~~/230~~265~~ credit for single family application and \$~~400~~/460~~530~~ credit for multi-family application shall be given.

<u>1. Construction Cost</u>	<u>Application Fee</u>	<u>Permitting Fee</u> ¹
\$0-\$2,499	\$ 200 <u>250</u>	\$ 165 <u>205</u> Short Form \$ 300 <u>375</u> Standard Form
\$2,500 - \$4,999	\$ 340 <u>425</u>	\$ 165 <u>205</u> Short Form or \$ 300 <u>375</u> Standard Form
\$5,000 - \$9,999	\$ 375 <u>470</u>	\$ 300 <u>375</u> Short Form or \$ 445 <u>555</u> Standard Form
\$10,000 - \$19,999	\$ 375 <u>470</u> plus \$ 18 <u>23</u> for each thousand dollars of con- struction cost above \$10,000	\$ 375 <u>470</u> Short Form or \$ 500 <u>625</u> Standard Form plus \$ 20 <u>25</u> for each thousand dollars of construction cost above \$10,000

¹ Fees may vary slightly if, prior to issuance, the estimated costs of the project have changed from the estimate made when the permit application was submitted.

\$20,000 - \$74,999
\$375470 Short Form or

\$375470

plus \$2025
 for each thousand
 dollars of con-
 struction cost
 above \$10,000

\$500625 Standard Form
 plus \$2025
 for each thousand dollars of
 construction cost above
 \$10,000

\$75,000 - \$1,000,000

\$375470

plus \$2025
 for each thousand
 dollars of con-
 struction cost
 above \$10,000

\$375470 Short Form or ³
\$500625 Standard Form
 plus \$2228
 for each thousand dollars of
 dollars of construction
 cost above \$10,000

Over \$1,000,000

\$23,00028750

\$23,00028,750

In the event that short form is forwarded to the County Commission for approval, an additional fee of \$175 shall be collected from the applicant.

If after County Commission approval is given, the applicant modifies his project or proposes additional work beyond the original boundaries or scope of the project, an additional application fee for the new work shall be assessed according to the Class I Permit fee schedule above.

Covenant Recording

\$200 plus actual recording fee

2. Review of plans for exempt projects

- a. Replacement of seawall caps
- b. Replacement of tie rods
- c. Riprap placement inspection

\$6075

\$6075

\$135170

3. Permit modification review

\$10% of initial fee or \$1200,
 whichever is greater

4. Permit extension review

25% of permit fee or \$1,000
 whichever is less

\$135

5. Permit transfer review

\$135175

6. Variance for prohibited fixed and floating structures

\$9901.240

C. Mangrove Trimming

Size of Area
To be Trimmed

Less than 1000 sq. ft.

Application Fee

\$195225

Permit Fee

\$195225 Short Form or
\$320370 Standard Form

1000 - 5000 sq. ft.

\$460530

\$460530 Short Form or
\$585675 Standard Form

148

5001- 10,000 sq. ft.	\$1,115	\$1,115 Short Form or \$1,240 Standard Form
5001- 10,000 sq. ft.	\$1,280	\$1,280 Short Form or \$1,425 Standard Form
10,001 - 100,000 sq. ft.	\$1,115	\$1,115 Short Form or
	plus \$195	\$1,240 Standard Form
	for each additional	plus \$195
	10,000 sq. ft.	for each additional
		10,000 sq. ft.
10,001 - 100,000 sq. ft.	\$1,280	\$1,280 Short Form or
	plus \$225	\$1,425 Standard Form
	for each additional	plus \$225
	10,000 sq. ft.	for each additional
		10,000 sq. ft.
Over 100,000 sq. ft.	\$2,875	\$2,875 Short Form or
		\$2,990 Standard Form
Over 100,000 sq. ft.	\$3.305	\$3,305 Short Form or
		\$3,435 Standard Form

Certification of Professional Mangrove Trimmers
by Miami-Dade County biennially \$265305

Registration of Professional Mangrove Trimmers
not Certified by Miami-Dade
County annually \$660760

- D. 1. Class II (discharge to surface water) & Class III
(work in canal right-of-way) Class VI surface
water management for projects zoned other
than residential)⁵

Permit Application Fee -
Estimated cost of project construction⁶

\$0 - \$2,499	\$215
\$2,500 or more	\$490

Permit Fee -
Estimated cost of project construction⁶

⁵ If a Class II, III, or VI Permit is issued jointly with a Surface Water Management General Permit, the total fee shall be the fee for the highest cost permit, plus \$250 for administrative cost. In addition, a plan review fee of \$80 shall be collected on behalf of the Plan Review Section.

⁶ Fees vary slightly if, prior to issuance, the estimated costs of the project have changed from the estimate made when the permit application was submitted.

\$0 - \$1,000	\$330
\$1,001- \$50,000	\$355 plus \$55 per \$1,000 of estimated cost in excess of \$1,000
Over \$50,000 plus \$35 per \$1,000 of estimated cost in excess of \$50,000	\$2,500

- | | |
|--|---|
| 2. Initial environmental assessment | \$375 plus \$30 per acre of
project area |
| 3. Special project review/drainage plan evaluation
(qualitative & quantitative Assessment) | \$400 plus \$40 per acre of
project area |
| 4. Environmental review of commercial, industrial,
or residential drainage plans | |
| a. Minor review | \$100 |
| b. Major review | \$140 |
| 5. Drainage well permit review | \$210 |
| 5. Drainage well permit review | \$200/well |
| 6. Surface Water Management/ Environmental
Resources Permit | Per South Florida Water
Management District
(SFWMD) Fee Schedule
Plus \$80 for Plan Review |
| 7. Permit Renewal-extension review (Class II, III, and VI) | 25% of permit fee or
\$1,000, whichever is less |
| 8. Permit Transfer (Class II, III, & VI) | \$175 |
| 9. Cut and Fill permit application | \$490 |
| 10. Permit modification review 10% of combined permits and application fee
or \$200, whichever is greater (Class II, III, & VI) | |

911. Amount of Contribution to the Miami-Dade County Stormwater Compensation Trust Fund as an alternative means of providing equivalent stormwater management within the same basin in lieu of implementing the Cut and Fill criteria on properties located within the North Trail Basin, Bird Drive Basin and Basin B, all located in Miami-Dade County.

The owner of a parcel of land located in a special drainage basin, defined as the Bird Drive Basin, North Trail Basin, or Basin B, all located within Miami-Dade County, and which 1. has continuously contained four and one-half (4.5) or less acres of gross area since

September 30, 1997; and 2. is subject to the Cut and Fill criteria set forth in Sections 24-58.1, 24-58.2 and 24-58.3 of the Code of Miami-Dade County; may to the Miami-Dade County Stormwater Compensation Trust Fund as an alternative means of providing equivalent stormwater management within the same basin in lieu of implementing the Cut and Fill criteria on the parcel of land itself.

The above-referenced contribution by the property owner shall be computed according to the following formula.

a. State Certified Property Appraised value as determined within the time period commencing one hundred and twenty (120) days prior to the date of contribution.

\$ _____

b. Percent to be paid into the Stormwater Compensation Trust Fund

* _____ %

Total to be paid: (a) x (b) =

\$ _____

*The following are the percentages applicable to each basin:

Basin	% Dry Retention
North Trail Basin	33.25
Bird Drive Basin	38.0
Basin B	39.0

The above percentages may be modified depending upon site-specific land use and topographical conditions applicable to each project, together with an engineering report in support of the percentage modification. Any proposed modifications to the above-referenced percentages shall be substantiated by an engineering report submitted to DERM by the applicant. The proposed percentages, when applied in the above formula, shall provide stormwater management equivalency to the stormwater management set forth in the Cut and Fill criteria established for the specific basin.

DERM shall determine if the proposed modification meets the stormwater management equivalency aforesaid based upon the engineering report prepared by a registered professional engineer licensed in the State of Florida. The burden shall be upon the applicant to prove that the proposed modification meets the aforesaid stormwater management equivalency standard.

No plat or waiver of plat shall be approved until the amount of contribution computed pursuant to the formula above has been paid to Miami-Dade County, and said fee shall be based upon the current appraised value as determined by a State Certified Property Appraiser within the time period commencing one hundred and twenty (120) days prior to the date of contribution.

E. Class IV Permit (work in freshwater wetlands)

1. Filling

	<u>Size</u>	<u>Application Fee</u>	<u>Permit Fee</u>
a. Short Form	<0.5 acres	\$425490	\$425490
	0.5-1.5 acres	\$530610	\$460530
	>1.5-15.0	\$175/acre	\$130/acre
	>1.5-15.0	\$200/acre	\$150/acre
	acres	\$620 min.)	\$550 min.)
	acres	\$715 min.)	\$635 min.)
In Environmental	<1.0 acres	\$1,950	\$585
In Environmental	<1.0 acres	\$2,250	\$675
Protection Areas			
b. Standard Form	>10 acres	\$ 495225	\$460185
		/acre to max. of	/acre to max of
		\$9,120 \$7,930	\$6,6107,600
Environmental	\$225 \$195/acre	In	\$460185/acre
Protection Areas	(\$9901,140 min.)		(\$1,0001,150 min.)

2. Rockmining/lake excavations (for each individual lake)

	<u>Size</u>	<u>Application Fee</u>	<u>Permit Fee</u>
a. Short Form	0.5 acre or less	\$455 \$395	\$395455
	0.6 - 5 acres	\$610 \$530	\$425490
	5.1 - 50.0	\$530 \$460	\$425490
	acres	+ \$115 \$100	+ \$130150
		/acre >5 acres	/acre to max. of
			\$6,6107,600
	50.1 - 160	\$4,950 5,700	\$6,6107,600
	acres	+ \$2630	
	/acre > 50 acres		
161.1 - 320	\$7,8759,050	\$6,6107,600	
acres	+ \$1416		
	/acre >160 acres		
>320 acres	\$10,05011,575	\$6,6107,600	

b. Standard Form	0.5 acre or _____	\$610 <u>\$530</u>	\$395 <u>\$455</u>
	less		
	0.6 - 5 acres _____	\$760 <u>\$660</u>	\$425 <u>\$490</u>
	5.1 - 50.0 _____	\$760 <u>\$660</u>	\$425 <u>\$490</u>
	Acres <u>+ \$145</u>	<u>\$125</u>	<u>+ \$130</u> <u>\$150</u>
		/acre >5 acres	/acre to max. of
			\$6,610 <u>\$7,600</u>
			\$6,610 <u>\$7,600</u>
	50.1 - 160 acres	\$6,275 <u>7,215</u>	
		<u>+ \$2630</u>	
		/acre >50 acres	
	161.1 - 320 acres	\$9,200 <u>10,600</u>	\$6,610 <u>\$7,600</u>
		<u>+ \$4416</u>	/acre >160 acres
	>320 acres	\$11,385 <u>13,100</u>	\$6,610 <u>\$7,600</u>

3. Lake excavations in conjunction with filling⁷

0.5 acres or less	\$460 <u>\$530</u>	\$460 <u>\$530</u>
More than 0.5 - 1.5 acres	\$790 <u>\$910</u>	\$530 <u>\$610</u>
More than 1.5 - 5.0 acres	\$1,150 <u>1,325</u>	\$660 <u>\$760</u>
Over 5.0 acres	\$230 <u>\$265</u>	\$165 <u>\$190</u>
	/acre to max. of	/acre to max. of
	\$7,935 <u>\$9,125</u>	\$6,610 <u>\$7,600</u>

4. Rockplowing, Agriculture

	<u>Size</u>	<u>Application Fee</u>	<u>Permit Fee</u>
a. Short Form	1 acre or _____	\$455 <u>\$395</u>	\$395 <u>\$455</u>
	less		
	1.1-5 acres _____	\$565 <u>\$490</u>	\$460 <u>\$530</u>
	Over 5 acres _____	\$610 <u>\$530</u>	\$460 <u>\$530</u>
		<u>+ \$150</u> <u>\$130</u>	<u>+ \$100</u> <u>\$115</u>
		per acre	per acre
b. Standard Form	_____	\$190 <u>\$165</u>	\$130 <u>\$150</u>
		/acre to max. of	/acre max. of
	_____	\$8,375 <u>\$7,275</u>	\$5,290 <u>\$6,085</u>

5. Roads

a. 1 or 2 lanes (natural grade)	_____	\$375 <u>\$325</u>	\$325 <u>\$375</u>
		<u>+\$1.15</u> <u>\$1.00</u>	<u>+ \$1.00</u> <u>\$1.15</u>
		/ft. to max. of	/ft. to max. of
	_____	\$4,570 <u>\$3,970</u>	\$2,640 <u>\$3,035</u>

⁷ For the purpose of this fee schedule, the maximum size of any individual lake or lake excavation and associated filling is 640 acres. Any lake excavation or lake and associated filling beyond 640 acres will be assessed as a separate application and permit fee pursuant to the above schedule.

b. 1 or 2 lanes (above natural grade)	\$375 \$325 + 1.30 \$1.15 /ft. to max. of	\$325375 + \$1.151.30 /ft. to max. of
	\$4,570 \$3,970	\$3,970 \$4,570
c. Greater than 2 lanes	\$375 \$325 + \$1.60 \$1.40 /ft. to max. of	\$375 + \$1.401.60 /ft. to max. of
	\$6,875 \$5,980	\$5,980 \$6,875

6. Permit renewal, minor revision, or transfer: \$130

a. Permit modification review 10% of combined permits and application fee or \$200, whichever is greater.

b. Permit extension review 25% of permit fee or \$1,000, whichever is less

c. Permit transfer review \$175

7. Covenant Recording \$200 plus actual recording fee

78. Other work

Fee shall be based upon cost of construction as per Class I Permit fee schedule.

89. Work in wetland basins:
Mitigation schedule for
Bird Drive and North Trail Basins

<u>Mitigation Contribution</u>
Per acre of impact
1995 - \$28,480
1996 - \$29,704
1997 - \$30,981 ^B
1998 - \$32,361 ^B
1999 - \$33,741 ^B
2008 - \$45,984 ^A
2009 - \$47,823 ^A
2010 - \$49,736 ^A
2011 - \$51,725 ^A
2012 - \$53,794 ^A

F. Application for Processing Water Control Property Rights

1. Release of canal reservation

Fee
\$690
+ \$125
per each 100 ft. of canal

^B Subject to Revision

^A Fee adjustments omitted in prior year schedules

		frontage
	2. Quit claim of easement and all other changes	\$850 per case
	3. Processing and issuance of letter of agreement for use of canal reservations and easements	\$350 + \$70 per each 330 ft. of canal frontage
	4. Review of permits for fences within canal reservations and easements	\$80
G.	De-watering Permit	
	6 days or less	<u>\$450</u> <u>520</u>
	7 to 30 days	<u>\$550</u> <u>635</u>
	31 days to 90 days	<u>\$850</u> <u>980</u>
H.	Processing of County and Federal Flood Criteria	
	1. Waiver of Miami-Dade County flood criteria (less than 2 acres; Plan Review Section)	
	a. Residential	\$300
	b. Commercial	\$475
	2. Waiver of Miami-Dade County flood criteria (2 acres or more; Water Control Section)	
	a. Residential	\$260 plus \$50/acre
	b. Commercial/Industrial	\$460 plus \$50/acre
	3. Grading Review	
	a. Residential per building site	<u>\$25</u> <u>45</u>
	4. Review of structures in Flood Zone X with finished floor below grade	\$260
	5. Flood proofing: <u>review</u>	\$335
	a. General Reviews	\$500
	b. Elevator Pit Reviews	\$220
	6. Letter of Map Revision (LOMR) review single structure	\$260 + \$15 for each additional lot
	7. Conditional LOMR review	

a. Multiple lots - up to 5 lots	\$260
b. Over 5 lots	\$260 + \$15 for each additional lot
8. 100-year calculation	\$105
9. 100-year calculation with major review	\$200
10. Plan review establishing substantial improvement	
a. Residential	<u>\$90105</u>
b. Commercial	<u>\$190</u>
11. Flood zone inquiry	<u>\$4065</u>
12. Processing of elevation certificate	<u>\$4060</u>
13. Processing of Tie Beam elevation certificate	<u>\$2550</u>
14. Binding letter for setting elevation requirements	
a. Minor plan review	\$100
b. Major plan review	\$200
15. Floodplain Construction Inspection	
a. Re-inspection, after 1 st failed inspection	<u> \$5065</u>
b. Substantial Damages/Improvement inspection	<u> \$5065</u>
c. Inspection in lieu of elevation certificate (as allowed)	<u>\$120150</u>
d. Break Away Wall inspection (High Hazard)	<u> \$275</u>
e. Tie Beam Inspection (High Hazard)	<u> \$130</u>
f. Equipment Inspection (High Hazard)	<u> \$240</u>
g. Foundation inspection (High Hazard)	<u> \$200</u>
h. Initial Foundation Inspection	<u> \$210</u>

I. Federal Flood Criteria (administrative variances)

1. Residential	\$400460/unit
2. Commercial	\$800920/unit

J. Processing of Public Notices and Advertisements \$125/ad

VII. Tree Removal Permits

A. Applications Not Within Natural Forest Communities Zoning	Fee
1. Residential	\$63

156

	application fee plus \$12 per tree up to a max. of \$320 per acre of canopy removed
2. Multi-family	\$80 application fee plus \$12 per tree up to a max. of \$395 per acre of canopy removed
3. Business (BU)	\$105 application fee plus \$12 per tree up to a max. of \$395 per acre of canopy removed
4. Commercial	\$105 application fee plus \$12 per tree up to a max. of \$660 per acre of canopy removed
5. Agricultural	\$55 application fee plus \$6 per tree up to a max. of \$265 per acre of canopy removed
B. Rights-of-Way	\$28 application fee plus \$6 per tree up to a max. of \$265 per acre of canopy removed
C. Applications within Natural Forest Communities	
<u>Zoning</u>	<u>Fee</u>

1. Residential	\$105 application fee plus \$65 per tenth acre of forest removed
2. Multi-family	\$130 application fee plus \$95 per tenth acre of forest removed
3. Business (BU)	\$130 application fee plus \$130 per tenth acre of forest removed
4. Commercial	\$130 application fee plus \$160 per tenth acre of forest removed
5. Agricultural	\$85 application fee plus \$72 per tenth acre of forest removed
6. Rights-of-Way	\$85 application fee plus \$72 per tenth acre of forest removed
7. Exotic Removal	\$0
D. Exotic Species Variance Request	\$265
E. Initial Assessment (Environmental Assessment) for Determination of Tree Preservation Requirements	
1. For properties not within natural forest communities:	
a. Single family	\$140
b. Multi-family, commercial or agricultural	\$690

2.	For properties within natural forest communities:	
a.	Single family	
	property size 10 acres or less	\$320
	More than 10 acres	\$395
b.	Multi-family commercial or agricultural	
	property size 10 acres or less	\$725
	More than 10 acres	\$920
F.	Preparation of Covenants	
	1. Tree preservation requirements	\$140
	2. Grove exemption	\$140
G.	Management Plan Preparation	
	5 acres or less	\$195
	More than 5 acres	\$260
H.	Miscellaneous Reviews & Inspections ⁹	
	1. Compliance of Miscellaneous Field Inspection for Tree Preservation	
	a. Less than 20 trees	\$35
	b. 21-100 trees	\$65
	c. 101- 200 trees	\$135
	d. 201 or more trees	\$265
	2. Barrier inspection	\$35
	3. Natural forest community preservation area boundary determination	
	a. Up to 10 acres	\$320
	b. More than 10 acres	\$400
	4. Utility easement siting inspection	\$75
	5. Roadway and drainage siting inspection	\$75
	6. Replacement landscape plan review	
	a. Less than 20 trees	\$3565
	b. 21- 100 trees	\$6590
	c. 101 - 200 trees	\$130
	d. 201 or more trees	\$265

⁹ Re-inspections will require additional fees for each re-inspection. Concurrent inspections shall be discounted 20% of the total of the individual fees. In addition, the Certificate of Occupancy will be held and will be released when balance of inspection fees has been paid in full.

7. Replacement landscape field inspection	
a. Less than 20 trees	\$35
b. 21- 100 trees	\$65
c. 101- 200 trees	\$130
d. 201 or more trees	\$265
8. Review for specimen-sized tree removal	
a. Single family	\$140
b. Multi-family/commercial	\$690
9. Permit extension fee (equivalent to original application fee)	
10. Natural Forest Community	
a. 5 acres or less	\$150
b. more than 5 acres	\$200
11. Tree Trust Fund Contribution for Pine Rockland	\$34,610 per acre

VIII. Endangered Land Tax Exemption

A. Application Fee	\$95
B. Processing and Renewal Fees Based on Acreage as follows:	
2.5 acres or less	\$130
2.5 to 5 acres	\$160
5.0 to 10 acres	\$265
More than 10 acres	\$330
C. Management Plan Preparation	
5.0 acres or less	\$130
More than 5.0 acres	\$195

IX. Industrial Waste Plan Reviews

A. Industrial Waste 1 – Dry Process and Sources Generating Fluid Wastes and/or Wastewater Not Requiring Treatment or Pretreatment	\$170 <u>300</u>
B. Industrial Waste 2 - Reclaim Systems, Holding Tanks _____ and Spill Prevention Control and Countermeasure Plans	\$470

Tanks or Systems with capacities of:	
1,000 gals or less	\$325
1,001 to 2,000 gals	\$475
2,001 to 4,000 gals	\$575
4,001 to 8,000 gals	\$675
8,001 to 20,000 gals	\$775
20,001 to 50,000 gals	\$900
50,001 to 125,000 gals	\$1,050
More than 125,000 gals	\$1,400

C. Industrial Waste 3 - Pretreatment Facilities with flows _____ \$500

1,000 GPD or less	\$300
1,001 to 5,000 GPD	\$400
5,001 to 15,000 GPD	\$550
15,001 to 30,000 GPD	\$700
30,001 to 50,000 GPD	\$850
More than 50,000 GPD	\$1,050

D. Industrial Waste Pretreatment (IWP) Significant Industrial Users (SIU's) and Categorical Industries Discharging to Public Sanitary Sewers _____ \$1,100

25,000 GPD or less	\$900
25,001 to 50,000 GPD	\$1,100
50,001 to 100,000 GPD	\$1,300
More than 100,000 GPD	\$1,600
Minor modifications to approved facilities	\$200300

E. Industrial Waste 4 - Treatment with Discharges onto the Ground (DEP permits required) _____ \$650

Systems with flows of:	
1,000 GPD or less	\$600
1,001 to 2,500 GPD	\$700
2,501 to 5,000 GPD	\$800
5,001 to 10,000 GPD	\$900
More than 10,000	\$1,050

X. Industrial and Solid Waste Site Plan and Construction Permits Review Pollution Control Review Fees

Remedial actions for industrial, hazardous and solid waste sites; construction permits for new solid waste facilities, construction over former solid waste sites, and solid waste project proposals.

Fees apply to the review of assessment and remedial action plans for contaminated industrial, hazardous and solid waste sites; for construction over former solid waste sites, and other contaminated sites. The costs of reviews of site rehabilitation documents (SAR, RAP, MOP, NFAP, etc.), pursuant to Chapter 62-

770, Florida Administrative Code (FAC), for petroleum contaminated sites, may be covered by contract between DERM and DEP.

Upon request of ~~by~~ the applicant, Contamination Assessment Plan review fees and Contamination Assessment Report review fees shall be waived for properties located in "brownfield areas" designated pursuant to the Florida Brownfields Redevelopment Act and the Code of Miami-Dade County, except when related to construction projects alone.

- ~~A. Contamination Assessment Plan (CAP) or Environmental Audit (Phase I), Assessment Plan for Construction Over Former Solid Waste Sites¹⁰ or Review (separate fee for each plan submittal required) \$650~~
- ~~B. Site Assessment Report (SAR)/No Further Action Plan (NFAP), or Environmental Audit (Phase II), Assessment Report for Construction Over Former Solid Waste Sites Review \$925~~
- ~~C. Remedial Action Plan (RAP)¹¹ with Groundwater or Soil Treatment, or Construction Over Former Solid Waste Sites with Active Gas Extraction, Groundwater Modeling or Treatment Review \$1,725~~
- ~~D. Soil Removal RAP, RAP Modification, Monitoring Only Plan (MOP), Source Removal Plan (SRP), or Source Removal Report (SRR) Review \$265~~
- ~~E. Intrinsic RAP, Pilot Test¹² or Soil Treatment, or Construction Over Former Solid Waste Sites with Passive Gas Extraction or Barriers Review \$650~~

A. Contamination Assessment Plans/Documents¹⁰

Level I Plans \$400

- a. Limited Closure Reports
- b. Limited Contamination Assessment Plans (CAP) (3wells/borings or less) (includes construction related plans)
- c. Notice of Require Testing (NORT) Plan
- d. Monthly or Quarterly Groundwater Monitoring Reports (per operating permit requirements)

¹⁰ ~~The Assessment Plan Review Fee for Construction Over Former Solid Waste Sites or Contaminated Soil/ Materials Sampling Plan for Reuse/Offsite Disposal may be applied to Assessment Report Fee (if assessment was conducted in accordance with the DERM-approved plan)~~

¹¹ ~~RAP and Risk Assessment fees are applied in addition to CAR fees, FDEP/DERM Consent Agreements, court cases and special projects without revenues~~

¹² ~~The Pilot Test review fee may be applied to the RAP review fee, if applicable.~~

Level II Plans \$600

- e. Notice of Require Testing (NORT) Report
- f. Oil and Water Separator Closure Reports
- g. Tank Closure Assessment Reports
- h. Limited Site Assessment Report (3wells/borings or less) (includes construction related plans)
- i. Environmental Audit Phase I
- j. No Further Action Plan (NFAP) for sites with 3 wells/borings or less
- k. Site Rehabilitation Completion Report (SRCR) for sites with 3 wells/borings or less

Level III Plans \$900

- l. Contamination Assessment Plans (CAP)
- m. Assessment Reports Related to Construction Over Contaminated Sites or Solid Waste Sites
- n. Natural Background Study Plan

Level IV Plans \$1,350

- o. Site Assessment Report
- p. No Further Action Plan (NFAP)
- q. Site Rehabilitation Completion Report (SRCR)
- r. Environmental Audit Phase II
- s. Natural Background Study Report

B. Contamination Remediation Plans/Documents¹⁰

Level I Plans \$400

- a. Monitoring Only Plan, not Including trend Analysis or Biochemical Data Evaluation
- b. Quarterly Status Reports for Solid Waste Contaminated Sites without an Active Remediation System
- c. Pump Test Plan not Including Groundwater Modeling or a Contaminant Treatment System
- d. Quarterly or Monthly Status Reports for Sites Under Natural Attenuation Monitoring

Level II Plans \$550

- e. Quarterly or Monthly Status Reports for Sites Under Active Remediation

Level III Plans \$950

- f. Intrinsic Remediation Plans (Natural Attenuation Enhancement)
- g. Pilot Test Plans
- h. Remedial Action Plan Modifications (not including a change in cleanup technology)

- i. Plans for Design of Passive Gas Abatement Systems
- j. Soil/Source Removal Plans and Reports
- k. Monitoring Only Plan, Including Trend Analysis or Biochemical Data Evaluation
- l. Annual Monitoring Reports
- m. Pump Test Plan Including Groundwater Modeling or a Contaminant Treatment System
- n. Operations and Maintenance Plans for Sites with Gas Abatement Systems

Level IV Plans \$2,300

- o. Remedial Action Plan with Groundwater and/or Soil Treatment
- p. Remedial Action Plan Modifications (including a change in cleanup technology)
- q. Plans for Design of Active Gas Abatement Systems
- r. Plans with Fate and Transport Modeling
- s. Plans for the Use of Chemicals for Pre-treatment or Treatment Purposes, which Require Toxicological Evaluation or Development of Cleanup Criterion

C. Construction Related Plans

Level I Plans \$300

- a. Drainage Plans for Contaminated Sites (for sites over one acre in size or projects including multiple sites, a \$100 fee will be charged per additional acre or site encompassed by the project)
- b. Dewatering Request Review for Construction not Including Groundwater Modeling or a Contaminant Treatment System
- c. Sampling Plan or Assessment/Characterization Report for Reuse/Offsite Disposal of Less than or Equal to 1000 yds³ of Contaminated Soils/Sediments/Materials
- d. Remedial Action Plan Construction Plans
- e. Record Drawings for Remedial Systems @ Industrial and Solid Waste Contaminated Sites
- f. Engineering Certification Plans for Gas Abatement Systems
- g. Construction Plans for Contaminated Sites Requiring Minor Review by the Department

Level II Plans \$450

- h. Plans for Construction¹¹ (other than drainage) @ Contaminated Sites (for sites over one acre in size or projects including multiple sites, a \$100 fee will be charged per additional acre or site encompassed by the project)
- i. Limited Assessment Reports for Construction Over Solid Waste Sites and Industrial and Petroleum Contaminated Sites

Level III Plans \$750

- j. Assessment Reports for Construction Over Solid Waste Sites and Industrial and Petroleum Contaminated Sites

- k. Contaminated Sites Assessment Plans for Construction Over Solid Waste Sites and Sites Industrial and Petroleum Contaminated Sites
- l. Sampling Plan or Assessment/Characterization Report for Reuse/Offsite Disposal of Greater than or Equal to 1000 yds³ of Contaminated Soils/Sediments/Materials
- m. Dewatering Request Review for Construction Including Groundwater Modeling or a Contaminant Treatment System

<u>FD.</u>	Risk Assessment Review	\$2,250
<u>E.</u>	Response to Department Comments (not an addendum plan/document)	\$250
<u>G.</u>	Quarterly Status Report (QSR); Monthly Status Review (MSR), and Notice of Required Testing (NORT) Review	\$200
<u>H.</u>	Notice of Required Testing (NORT) Plan Review	\$400
<u>I.</u>	Pump Test and Dewatering Request Review	\$225
<u>J.</u>	Reuse/Disposal of Solid Waste or Contaminated Soils/Materials	
	Solid Waste Removal (less than 1000 yds ³) Plan Review	\$265
	Reuse/Disposal Plan Review for less than 1000 yds ³ Contaminated Soils/Materials (not in SAR/RAP)	\$85
	Sampling Plan Review for Reuse/Offsite Disposal of Greater than or Equal to 1000 yds ³ Contaminated Soils/Materials ¹⁰	\$575
	Assessment Report Review for Reuse/Offsite Disposal of Greater than or Equal to 1000 yds ³ Contaminated Soils/Materials	\$925
<u>K.</u>	Drainage and Other Construction Plans Review	\$225
<u>F.</u>	<u>Plans for Conditional Site Closure</u>	

¹⁰ The Assessment Plan Review Fee for Construction Over Former Solid Waste Sites or Contaminated Soil/ Materials Sampling Plan for Reuse/Offsite Disposal may be applied to Assessment Report Fee (if assessment was conducted in accordance with the DERM-approved plan) A separate review fee is required for each plan submittal. The review fees will increase by 50% for sites over one acre in size and will double for sites over 5 acres in size

¹¹ The applicable review fee for drainage will be applied if plans also include drainage design

¹² Fee shall apply for documents received 7 calendar days after due date, unless an extension for submittal approved

L.	<u>a.</u> Covenant Running with the Land Review	\$400
M.	<u>b.</u> Engineering Control Plan Review for Contaminated Soil	\$575 <u>600</u>
N.	<u>c.</u> Engineering Control Plan Review for Contaminated Groundwater and Gas Management Systems	\$925 <u>1,100</u>
O.	Natural Background Study Review	\$925
P.	Fate and Transport Modeling Review	\$1,725
Q.	Product Submittal Application Review	\$1,725
R.G.	Late Fee for Documents after Due Date¹²	\$150<u>200</u>
	H. Request for Extension to Submit a Plan	\$100
S.I.	Review of Revised Documents	50% of Original Fee (Minimum \$250)
	J. Expedited Reviews (up to 15 days) (Provided supervisory approval based on availability of staff resources)	Double the Application Fee

XI. Solid Waste Site Plan and Construction Permits Review

~~T.~~ Facilities Delegated to DERM from the State of Florida, Department of Environmental Protection (FDEP) which Require a State Construction Permit¹³

State Fee Schedule for the Construction of Facilities which Are Both Delegated Solid Waste Management Facilities and Resource Recovery & Management Facilities

<u>Type of Facility</u>	<u>State Fee</u>	<u>DERM Fee</u>	<u>Combined Fee Due</u>
Solid Waste Facility (SC) w/Multiple Construction Permits Components	Up to \$25,000	\$0	Up to \$25,000
Class I or Class II Landfills	\$10,000	\$0	\$10,000

¹³ In accordance with the Specific Operating Agreement (SOA) between DERM and FDEP, DERM collects the applicable State fee from delegated facilities. 20% of the collected State fee is remitted to the State and the remainder is used by DERM to cover the reasonable cost of processing applications, issuing and enforcing permits for delegated State solid waste permits.

Class III Landfills	\$6,000	\$0	\$6,000
Resource Recovery Facility, Biomedical Waste Treatment Facility	\$2,000	\$0	\$2,000
Incinerator	\$3,000	\$0	\$3,000
Other	\$1,000	\$0	\$1,000
Waste to Energy	\$10,000	\$0	\$10,000
Compost-Yard Trash or Manure	\$2,000	\$0	\$2,000
Compost-Other Solid Waste	\$5,000	\$0	\$5,000
Waste Tire Processing Facility	\$1,250	\$0	\$1,250
Sanitary Landfill-Yard Trash	\$200	\$200	\$400
Minor Permit Modification	\$250	\$275	\$525
Intermediate Permit Modification	50% of Substantial Modification	Facility Specific ¹⁴	Facility Specific ¹⁴
Major Permit Modification	100% of New Permit	Facility Specific ¹⁴	Facility Specific ¹⁴
Permit –Transfer of Ownership (TO) Or Time Extension (TX)	\$ 50	\$275	\$325

XII. Air Pollution Facility Plan Reviews

~~A. Minor Sources (Class C – less than 25 tons/year)~~

¹⁴ FDEP category not specific. Facility-specific DERM fee to be applied.

1. Document review only, no inspections required; including name change or transfer of ownership	\$60
2. Local application review	\$200
3. Local and state permit review	\$250

B. Asbestos Abatement Projects

1. Minor (160 to 210 sq. ft.)	\$250
2. Major (210 sq. ft. or greater)	\$500
3. Asbestos sample analysis	\$100

C. Major Sources

1. Class A source - 100 tons/year or greater	\$700
2. Class B source - greater than 25 tons/year but less than 100 tons/year	\$315

A. Air Source Plan Review \$200

B. Air Source Document Review Only \$70
(No inspection required; includes name change or transfer of ownership)

C. County Construction Air Permit (CAP) \$500

D. Facilities Requiring State Permit¹⁵

SUB TYPE	DESCRIPTION	AMOUNT
OO	Multiple Sources per Application Per Source	Per Source
1A	Source W/PSD or NAA, 100 tons/year or more	\$7,500
1B	Source W/O PSD or NAA, 100 tons/year or more	\$5,000
1C	Source 50 tons/year but less than 100	\$4,500
1D	Source 25 tons/year but less than 50	\$2,000
1E	Source 5 tons/year but less than 25	\$1,000
1F	Source less than 5 tons/year	\$250
M1	Minor Modification	\$250
M2	Minor Mod. Permit fee less than \$300	\$50
V1	Variance from Permitting Stand. or Cond.	\$2,000
TO	Transfer of Ownership/Permit	\$50
TX	Time Extension on Permit	\$50

E. Asbestos Projects

1. Asbestos Plan Review	\$175
2. Roofing Notifications	\$100

¹⁵ DERM retains 80% of the fee and transmits 20% to the State. If the retained portion of the State fee is equal or greater than the DERM plan review fee, no additional fee shall be collected. If the retained portion of the State fee is less than the DERM plan review fee, the difference between the retained portion of the State fee and the DERM plan review fee shall be collected.

3. Demolition Notifications (less than or equal to 5,000 sq. ft.)	\$225
4. Demolition Notifications (greater than 5,000 sq. ft.)	\$400
5. Demolition Notification Using Implosion (any job size)	\$2,000
6. Asbestos Abatement Minor (from 160 sq. ft. to 5,000 sq. ft., or 260 linear feet or greater)	\$500
7. Asbestos Abatement Major (greater than 5,000 sq. ft.)	\$750

XIII. Storage Tank Plan Review

1. Compliance monitoring well installation	\$150
a. 4 wells or less	\$70
b. 5 wells or more	\$145
2. New tank(s) system (up to 10 tanks including monitoring wells and Stage II vapor recovery fees)	\$800
3. Repair, modification, or as-built (includes installation of Stage II)	\$265
4. Tank closure	\$365
5. Renewal of approval	50% of original fee

XIIIIV. Petroleum Contamination Cleanup Plan Review

The costs of reviews of SAR, RAP, MOP, NFAP and SRCR's pursuant to Chapter 62-770, Florida Administrative Code (FAC), are covered by contract between DERM and DEP.

A. Tank and/or Line Leak Test	\$65 first 4 tanks/ lines \$10 each additional tank/line
B. RAP Construction Plan Review	\$225
C. Pump Test or Dewatering of Contaminated Groundwater	\$225
D. Notice of Required Testing Plans	\$400
E. Notice of Required Testing (NORT) Report Review	\$200
F. Ground Water Monitoring Plan	\$225
G. Ground Water Monitoring Report	\$125
H. Contaminated Site Storm Drainage Plan	\$225

XIV. Miscellaneous Reviews

A.	Plans Not Fitting Any Other Category but Requiring Minor Department Review	\$ 80 <u>120</u>
B.	Plans Not Fitting Any Other Category but Requiring Major Department Review	\$ 190 <u>280</u>
C.	Binding Letter of Interpretation ¹⁶ _____	\$160
	1. Without field assessment / inspection _____	\$80
	2. With field assessment / inspection _____	\$360
D.	Written Administrative Approvals by the Director _____ (pursuant to Sec. 24-13 of the Miami-Dade County Code)	\$300
	Projects served by septic tanks	
	1. Commercial projects served by septic tanks _____	\$250
	2. Residential projects served by septic tanks _____	\$125
	3. Alternatives to septic tanks (other than packaged sewage treatment plants listed under Section J) _____	\$250
E.	Environmental Status Review Report	\$ 850 <u>1,200</u>
F.	Enforcement File Check	\$320
G.	Premature Cancellation of Bond or Letter of Credit	\$250
H.	Enforcement Policy Letter	
	1. File review and site inspection only	\$850
	2. Technical document review	Refer to Fee Schedule for appropriate fee. (examples: CAR/NFAP; Environmental Audit (Phase II) Review; Risk Assessment (site specific) Review; Petroleum Contamination Cleanup Plan Review)

¹⁶ These fees will be applied to Class I or IV Permit application fees when letter recipient applies for permits if the letter is still valid.

	I.	Stormwater Utility Fee Balance Request	\$ 3,005.00 <u>5.00</u>
	J.	Initial Assessment for Determination of Tree Preservation Requirements	
		For properties not within natural forest communities:	
	a.	Single family	\$140
	b.	Multi-family, commercial or agricultural	\$690
	K.	Enforcement Database Search Report	\$ 3960 <u>60</u>

XVI. After-the-Fact Plan Reviews

A penalty fee amounting to 100% of the original fee, plus departmental administrative enforcement costs of \$100 for each official notice of violation issued prior to compliance shall be assessed for approvals issued after the regulated action has occurred. For commercial or corporate entities an additional penalty will be imposed reflecting previous after-the-fact permits. An amount equivalent to the original fee times the number of after-the-fact reviews previously performed for the entity shall be added to the regular after-the-fact fee.

XVII. Plan Reviews for Revisions to Previously Approved Plans, Unless Otherwise Noted

50% of original fee
(min. of \$50)

XVIII. Review of Second Resubmittal of Item(s) Originally Disapproved, Unless Otherwise Noted

50% of original fee
(min. of \$50)

OPERATING PERMIT FEES

I. DERM Package Potable Water Treatment Plants

- | | | |
|----|---------------------------------|---|
| A. | Demands Less than 10,000 gpd | \$.085/gpd
per year, but
not less than
\$225 |
| B. | Demands Greater than 10,000 gpd | \$.085
/gpd per year |

II. DERM Package Sewage Treatment Plants

- | | | | |
|----|---|--|----------|
| A. | Flows Less than 10,000 gpd | \$.085
/gpd per year, but
not less
than \$375 | |
| B. | Flows Greater than 10,000 gpd | \$.08
/gpd per year | |
| C. | DEP five-year renewal permits for Type II and Type III delegated domestic wastewater facilities as defined in Rule 62-600.200, F.A.C. | Type II | Type III |
| | 1. Treatment plant with or without reuse/disposal system | \$ 3,000 | \$1,000 |
| | 2. Reuse/land application system and associated transmission/distribution facilities, when applied for separately from the treatment facility | \$ 3,000 | \$1,000 |
| | 3. Type III facilities having a permitted capacity of less than 10,000 gallons/day | | \$600 |

III.	Private Sanitary Sewage Pump Stations	\$ 150 <u>175</u> /year/station
------	--	---

IV. Grease Traps

- | | |
|---|-------|
| 4,000 or less sq ft in area and/or <= 50 seats | \$150 |
| 4,001 to 20,000 sq ft in area and/or > 50 seats | \$300 |
| > 20,000 sq ft in area | \$750 |

V. Infiltration/Inflow Private Sanitary Gravity Sewers Pipes (Gravity Lines)

6" sewers	\$.12/linear foot
8" sewers \$.20/linear foot	
10" sewers	\$.26/linear foot
Temporary Holding Tanks/Quarter	\$130

VI. Water Utilities Subject to Section 24-42, Miami-Dade County Code

Payment of all past due and current service fees required by Section 24-42, Miami-Dade County Code together with any late charges to date, as required by Section 24-42, Miami-Dade County Code.

VII. Sewer Utilities Subject to Section 24-42, Miami-Dade County Code

Payment of all past due and current service fees required by Section 24-34, Miami-Dade County Code together with any late charges to date, as required by Section 24-34, Miami-Dade County Code.

VIII. Fee Schedule Applicable to facilities Requiring a DERM Resource Recovery and Management Facility Permit (based upon rated capacity or area to be permitted)

Application Fee for all Resource Recovery and Management Facilities (collected annually until permit process is completed) \$ 400500

A. Operating Permits for Major Ground Disposal, Combustion, Biohazardous Processing or Other Facility:

	<u>Annual Fee</u>
0 - 99 tons/day (TPD)	\$1,000
100-499 tons/day	\$3,000
500 tons/day and greater	\$22.50 x TPD

B. Operating Permits for Tire Storage and Processing Facilities:

Storing < 1500 tires	\$300
Processing any or storing > 1500 tires	\$800

C. Construction and/or Operating Permits for Composting, Mulching, Culling, Waste Relocating, Mining or Other Processing, Biohazardous Transfer & Hospital Ash Facilities:

0-99 tons/day	\$750
100-499 tons/day	\$2,200
500 tons/day and greater	\$16.50 x TPD

D. Operating Permits for Lakefills:

< 10 acres	\$5,000
10-20 acres	\$8,500

E. Operating Permits for Ferrous Metal Recycling

0 - 99 tons/day	\$4,000
100 - 499 tons/day	\$7,000
500 tons/day and greater	\$22 x TPD

F. Facilities Delegated to DERM From the State of Florida Department of Environmental Protection (FDEP) which Require a State Operating Permit¹⁷

G. Solid Waste Operating Permit for Engineering Certification \$650

H. Solid Waste Operating Permit for more than 2 RAIs \$200

¹⁷ In accordance with the Specific Operating Agreement (SOA) between DERM and FDEP, DERM collects a separate State fee from delegated facilities for new permits, permit renewals, and transfers, in addition to the applicable DERM annual fees. 20% of the collected State fee is remitted to the State and the remainder is used by DERM to cover the reasonable cost of processing, issuing and enforcing applications for delegated State solid waste permits. Facilities pay either the "Combined Fee" or the "Annual Fee", depending on the FDEP Permit year. The State Fee stipulated per Chapter 62-701, FAC, shall apply in the case of a conflict in the fee quoted in this fee schedule.

State Fee Schedule for the Operation of Facilities which Are FDEP Delegated Solid Waste Management Facilities and DERM Resource Recovery & Management Facilities

Type of Facility	State Fee	DERM Fee for Annual Operating Permit	Combined Fee Due - First year of 5 year FDEP Permit
<i>SO Solid Waste Operating Permits</i>			
Class III Landfills	\$4,000 Per Day (TPD) Capacity	\$18.25 x Tons \$18.25 x TPD Capacity	\$4,000 +
Resource Recovery Facility, Incinerator, or Research Demonstration & Design (21):			
0-99 TPD	\$1,000	\$1,000	\$2,000
100-499 TPD	\$1,000	\$3,000	\$4,000
500 TPD and greater	\$1,000 x TPD Capacity	\$22.50 \$22.50 x TPD Capacity	\$1,000 +
Other:			
0-99- TPD	\$500	\$ 1,000	\$1,500
100-499 TPD	\$500	\$3,000	\$3,500
500 TPD and greater	\$500 x TPD Capacity	\$22.50 \$22.50 x TPD Capacity	\$ 500 +
Compost- Yard Trash or Manure :			
0-99 TPD	\$1,000	\$ 1,000	\$2,000
100-499 TPD	\$1,000	\$3,000	\$4,000
500 TPD and greater	\$1,000 Capacity	\$22x TPD x TPD Capacity	\$1,000 +\$22
Compostor other Solid Waste:			
0-99 TPD	\$3,000	\$ 1,000	\$4,000
100-499 TPD	\$3,000	\$3,000	\$6,000
500 TPD and greater	\$3,000 x TPD Capacity	\$22 \$22 x TPD Capacity	\$3,000 +

Type of Facility	State Fee	DERM Fee for Annual Operating Permit	Combined Fee Due - First year of 5 year FDEP Permit
Waste Processing & Soil Treatment Facilities			
0-99 TPD	\$1,000	\$1,500	\$2,500
100-499 TPD	\$1,000	\$3,000	\$4,000
500 TPD and greater	\$1,000	\$18.50 x TPD Capacity	\$1,000 + \$18.50 x TPD Capacity
Construction/Demolition (C/D) Disposal Facility Renewal			
5 acres or Less	\$1,000	\$ 1,200	\$2,200
Greater than 5 But Less Than or Equal to 20 Acres	\$1,000	\$2,750	\$3,750
Greater than 20 acres	\$1,000	\$130/Acre	\$1,000 + \$130/Acre

<i>Type of Facility</i>	<i>State Fee</i>	<i>DERM Fee for Annual Operating Permit</i>	<i>Combined Fee Due - First year of 5 year FDEP Permit</i>
SF Solid Waste Closure Permits			
Class I & Class II Landfills	\$7,500	\$ 500	\$8,000
Class III Landfills	\$4,000	\$ 500	\$4,500
Soil Treatment Facilities	\$2,000	\$ 500	\$2,500
Class I, Class II, Class III or Soil Treatment Facility Closure Renewals and Other	\$1,000	\$ 500	\$1,500
C/D Disposal, C/D Recycling or Soil Treatment Facility Long-term Care	\$2,500	\$ 500	\$3,000
C/D Disposal or Recycling Facility	\$2,500	\$ 500	\$3,000
WT Waste Tires			
Waste Tire Process Facility			
Small Process Facility Less than 1500 Tires	\$500	\$1,000	\$1,500
Greater than or equal to 1500 Tires	\$1,250	\$1,200	\$2,450
Waste Tire Collection Center Less than 1500 Tires	\$500	\$500	\$1,000

Type of Facility	State Fee	DERM Fee for Annual Operating Permit	Combined Fee Due - First year of 5 year FDEP Permit
-------------------------	------------------	---	--

SB Biomedical : Off-site Biomedical Waste Treatment Facility (BMW)

0-99 TPD	\$1,000	\$925	\$1,925
100-499 TPD	\$1,000	\$2,800	\$3,800
500 TPD and greater	\$1,000	\$21.75	\$1,000 +
	x TPD	\$21.75 x TPD	
	Capacity	Capacity	

Miscellaneous

Minor Permit Modification (MM)	\$250	\$275	\$525
--------------------------------	-------	-------	-------

Transfer of Ownership or Permit (TO)	\$50	\$275	\$325
--------------------------------------	------	-------	-------

Time Extension on Permit (TX)	\$50	\$275	\$325
-------------------------------	------	-------	-------

Other General Permit (GP)

IX. Industrial Waste 2

New Application Fee	<u>\$500</u>
---------------------	--------------

Industrial Facilities with reclaim systems, holding tanks, and spill prevention control and countermeasures

	<u>Annual Fee</u>
Plant with capacities of: 2,000 gals or less	\$1,000
2,001 to 20,000 gals	\$1,500
More than 20,000 gals	\$3,000

X. Industrial Waste 3

New Application Fee	<u>\$500</u>
---------------------	--------------

Industrial pretreatment facilities with discharge to the sanitary sewers with flows of:

1,000 GPD or less	\$700
1,001 to 5,000 GPD	\$1,100
5,001 to 15,000 GPD	\$1,500
15,001 to 25,000 GPD	\$1,900

|

XI. Industrial Waste Pretreatment (IWP)

New Application Fee	\$500
1,000-0 GPD or less	\$ 7001,000
1,001-1 to 5,000 GPD	\$1,1001,700
5,001 to 15,00030,000 GPD	\$1,4002,500
15,001 to 30,000 GPD	\$1,900
30,001 to 50,000100,000 GPD	\$2,3753,000
50,001 to 75,000 GPD	\$2,925
75,001 to 100,000 GPD	\$3,550
More than 100,000 GPD	\$3,7754,000
Facilities with SPCCP	\$260 additional

XII. Industrial Waste 4

New Application Fee	\$500
Treatment with discharges onto the ground with flows of:	
1,000 GPD or less	\$1,300
1,001 to 2,500-0 to 5,000 GPD	\$1,700
2,501 to 5,000 GPD	\$2,000
5,001 to 10,000 GPD More than 5,000 GPD	\$2,600
More than 10,000 GPD	\$3,200

XIII. Hazardous Materials Storage and Transportation

A. Storage Tanks	\$106 (per tank)
B. Liquid Waste Haulers	
1. Application fee	\$200
2. Renewal fee ¹⁹	\$100
3. Permit fee	
a. Septic tank contractors/portable toilet contractors	\$0.0039 per gallon transported per year
b. Radiator fluid (non-hazardous) & waste oil transporters	\$0.0073 per gallon transported per year
c. Waste photochemical fixer & hazardous waste transporters	\$0.043 per gallon transported per year

¹⁹ Fee to be waived if no violations of Chapter 24 occur in the preceding permit year.

- | | |
|---|----------------------|
| d. Dry sludge haulers | \$1.35
/short ton |
| e. Biohazardous & nonhazardous
industrial waste transporters | \$0.93
/short ton |

XIV. Industrial Waste 5
(Hazardous Materials/Waste Users and Generators)

<u>New Application Fee</u>	<u>\$250</u>
----------------------------	--------------

A. Category A - Minimal Users or Generators of Hazardous Materials/Waste²⁰

Annual Renewal	\$150 per facility
----------------	-----------------------

- Animal grooming business and/or kennel (on sewers and outside of wellfield protection areas)
- Carpentry shops/cabinet manufacturers with no painting
- Chemical storage and distribution - prepackaged and drummed chemicals – no mixing or repackaging
- Retail auto parts with small machine shop
- Tire sales and related services/no brake work
- Facilities required to have an operating permit as a condition to obtaining a variance
- Facilities that handle hazardous materials of a specific type and do not generate any liquid or hazardous waste (not otherwise categorized)
- Pest control service
- Used auto parts (dry storage only)

Note: Facilities collecting waste oil from the public for off-site recycling or reuse and not requiring any other permit shall have the annual fee waived unless the facility has received a Notice of Violation for operation of its waste oil collection during the preceding year.

B. Category B - Small Users or Generators of Hazardous Materials/Waste Served by Sanitary Sewers Outside Wellfield Protection Areas Unless Otherwise Specified

Annual Renewal:	\$225 per facility
-----------------	-----------------------

- Agricultural facilities inside wellfield protection areas storing over 55 gallons of hazardous materials (in liquid state) or generating hazardous waste.
- AC repairs with degreasing
- Body shops - no painting or priming

²⁰ Facilities collecting waste oil from the public for off-site recycling or reuse and not requiring any other permit shall have the annual fee waived unless the facility has received a Notice of Violation for operation of its waste oil collection during the preceding year.

I.O. No.: 4-51
Ordered: 09/18/2008
9/18/09
Effective: 10/01/2008
10/01/09

MIAMI-DADE COUNTY
IMPLEMENTING ORDER

ANIMAL SERVICES DEPARTMENT FEES

AUTHORITY:

~~Section 1.01 of the~~ The Miami-Dade County Home Rule Amendment and Charter including, among others Section 1.01 and 2.02A, and Sections 5-5, 5-7, 5-8, 5-13, 5-14, 5-18, and 5-23 of the Code of Miami-Dade County.

SUPERSEDES:

This Implementing Order 4-51, ordered September ~~17~~18, 2003~~9~~, and effective October 1, 2003~~9~~.

POLICY:

This Implementing Order establishes a schedule of fees for rabies vaccination, animal registration and license tags, adoption, impound/redemption charges, licenses, refundable deposits, euthanasia, and microchipping.

FEE SCHEDULE:

The fee schedule adopted by this Implementing Order is attached hereto and made a part hereof. The official fee schedule is also filed with and subject to the approval of the Board of County Commissioners and on file with the Clerk thereof. Fees that are charged by the Animal Services Department shall be the same as those listed in the official fee schedule on file with the Clerk of the County Commission.

This Implementing Order is hereby submitted to the Board of County Commissioners of Miami-Dade County, Florida.

County Manager

**ANIMAL SERVICES DEPARTMENT
FEE SCHEDULE**

The Miami-Dade County Animal Services Department shall charge and collect fees for the items and rates listed in the following schedule:

Service	Fee
License Tag	
➤ Intact – Dog 12 months old or more	\$50.00
➤ Sterilized – Dog 12 months old or more	\$25.00
➤ Junior Tag – Dog between 4 months old and 12 months old	\$25.00
➤ Puppy Tag – Dog less than 4 months old	No Charge
➤ Indigent Owner – (note 1)	\$3.00
➤ Intact – Cat (VOLUNTARY)	\$10.00
➤ Sterilized – Cat (VOLUNTARY)	\$5.00
➤ Replacement Tag	\$5.00
➤ Service Animal/Working Police Dog	No Charge
➤ 3-Year License (note 2)	3x above fees
Impoundments (note 3)	
➤ Redemption/Sterilized Dogs	\$50.00
➤ Redemption/Intact Dogs	\$100.00
➤ Redemption/in estrus	\$100.00
➤ Dogs: Subsequent Impoundment within 12 months/sterilized	\$75.00
➤ Dogs: Subsequent Impoundment within 12 months/intact	\$125.00
➤ Animal Care Fee/Dogs (includes day of impoundment)	\$10.00/day
➤ Redemption/Sterilized Cats	\$40.00
➤ Redemption/Intact Cats	\$45.00
➤ Cats: Subsequent Impoundment within 12 months/sterilized	\$50.00
➤ Cats: Subsequent Impoundment within 12 months/intact	\$55.00
➤ Animal Care Fee/Cats (including day of impoundment)	\$5.00/day
Microchip Service (General Public)	
➤ Microchip Implant	\$10.00
Surrender Dog/Cat	
➤ Surrender Fee	No Charge
➤ Euthanization (Disposal Included)	\$20.00
Rabies Inoculation	
➤ Indigent Owner (note 1)	\$3.00
➤ General Public	\$10.00
Registrations	
➤ Dangerous Dog Annual Registration Fee	\$75.00
➤ Hobby Breeder (annual fee) (note 4)	\$25.00
Spay/Neuter Fees	
➤ Spay/Neuter Surgery Co-Payment	No Charge
➤ Spay/Neuter Surgery Co-Payment	\$15.00
➤ Special Events Spay/Neuter Surgeries	No Charge
Lien Processing	
➤ Processing Fee	\$100.00
➤ Lien Search (1 unit/folio)	\$20.00

- Lien Search (applies to multiple units under one folio) \$20 plus \$7/unit

Adoption and Return to Owner (RTO) Services

- Dogs \$65.00*
- Puppies \$75.00*
- Cats/Kittens \$35.00*
- 2 for 1 Cat/Kitten Adoption \$35.00*
- Rescue Group Adoptions (all animals) (note 5) \$25.00**
- Dog Obedience Class \$35.00
- Additional Medical Testing Cost + 10%

(*includes microchip, vaccines, license, and spay/neuter service)

(**includes microchip, vaccines, and spay/neuter)

Licenses (Annual Fees)

- Kennel \$100.00
- Pet Dealer (Animal Sales less than 30/year) \$500.00
- Pet Dealer (Animal Sales less than 50/year) \$600.00
- Pet Dealer (Animal Sales less than 75/year) \$700.00
- Pet Dealer (Animal Sales less than 100/year) \$800.00
- Pet Dealer (Animal Sales more than 100/yr) \$1,000.00
- Pet Care Center No Charge

Deposits (note 6)

- Cat Traps Deposits (refundable) \$50.00
- Spay/Neuter Deposits (refundable) \$50.00

The Department Director or designee of the Animal Services Department shall have the authority to make refunds of adoption as required due to uncertainties in such transactions.

Note 1: Indigent owner is a person receiving public assistance under one or more of the following:

- a) Food Stamps
- b) Medicaid
- c) Supplemental Security Income (SSI)
- d) Jackson Memorial Hospital Clinic Cards J01, J02, J03
- e) Temporary Assistance for Needy Families (TANF)

Note 2: Requires evidence that vaccination is valid for 3-years. Three (3) year license fee shall not be pro-rated or refunded.

Note 3: Owners redeeming impounded animals may choose "Return to Owner Services" (see "Adoption" fees), which includes microchip, vaccines, license, and spay/neuter service, in lieu of paying impoundment and animal care fees.

Note 4: Hobby Breeders who were validly registered prior to February 21, 2008, shall not be required to annually renew their hobby breeder licenses or pay any additional fees for their hobby breeder licenses.

Note 5: A rescue group may adopt a litter of puppies that are less than 8 weeks old plus the mother for a single \$25.00 fee.

Note 6: Refundable deposits shall be maintained in the Animal Services Trust Fund as established by Resolution No. R-575-07, as may be amended from time to time.

I.O. No.: 4-68

Ordered: ~~09/18/2008~~09/18/2009

Effective: ~~10/01/2008~~10/01/2009

MIAMI-DADE COUNTY
IMPLEMENTING ORDER

SCHEDULE OF ALL SERVICE LEVELS AND FEES FOR THE MIAMI-DADE COUNTY
DEPARTMENT OF SOLID WASTE MANAGEMENT

AUTHORITY:

~~Section 4.02 of the Miami-Dade County Home Rule Amendment and Charter~~ including among others Sections 1.01 and 2.02A, and Chapter 15 of the Code of Miami-Dade County.

SUPERSEDES:

This Implementing Order (IO) supersedes IO 4-68, ordered ~~September 20, 2007~~September 18, 2008 and effective ~~October 1, 2007~~October 1, 2008.

POLICY:

This Implementing Order provides a schedule of all solid waste service levels and fees.

PROCEDURE:

The administration of this Implementing Order is designated to the Director, Miami-Dade County Department of Solid Waste Management, who shall be responsible for the collection of fees and the delivery of the required services pursuant to Chapter 15 relating to the powers and duties of the Department of Solid Waste Management. Every year, or earlier, if need be, the Director shall review all fees in terms of cost and recommend necessary changes to the County Manager through this implementing order procedure.

DEFINITIONS:

Contract Disposal – use of the County Solid Waste Management System by any person, governmental entity, corporation or partnership that has entered into an Agreement with the County of ten (10) years or greater in duration for such County Solid Waste Management System use.

Short Term Disposal – use of the County Solid Waste Management System by any person, governmental entity, corporation or partnership that has not entered into an Agreement with the County of ten (10) years or greater in duration for such County Solid Waste Management System use.

Municipal Solid Waste (MSW) – any solid waste, except for sludge, resulting from the operation of residential, commercial, governmental or institutional establishments that would normally be collected, processed, and disposed of through a public or private solid waste management service. The term includes yard trash, but does not include solid waste from industrial, mining or agricultural operations [F.S. 403.706(5) (2007)].

Recovered Materials – means metal, paper, glass, plastic, textile or rubber materials that have known recycling potential, can be feasibly recycled, and have been diverted and source separated or have been recovered from the solid waste stream for sale, use, or reuse as raw materials, whether or not the materials require subsequent processing or separation from each other, but does not include materials destined for any use that constitutes disposal. Recovered materials as described above are not solid waste [F.S. 403.703(24) (2007)].

FEE SCHEDULE:

The fee schedule adopted by this Implementing Order is attached hereto and made a part hereof. This official fee schedule is also filed with and subject to the approval of the Board of County Commissioners and on file with the Clerk thereof. Fees that are charged by the Department of Solid Waste Management shall be the same as those listed in the official fee schedule on file with the Clerk of the County Commission.

This Implementing Order is hereby submitted to the Board of County Commissioners of Miami-Dade County, Florida.

County Manager

DEPARTMENT OF SOLID WASTE MANAGEMENT
SCHEDULE OF SOLID WASTE COLLECTION SERVICES

	<u>Service Level</u>
<i>a.1) Residential and Multi-family Curbside Garbage and Trash Collection</i>	<ul style="list-style-type: none">• Twice per week garbage (bagged or canned);• Once per week (either Thursday or Friday) trash; up to 5 cubic yards of tied, bagged, canned, or bundled trash, no single item over 50 pounds, no items over 3 feet in length, and no hazardous materials.
<i>a.2) Residential and Multi-family Automated Curbside Garbage and Trash Collection</i>	Twice per week garbage and trash (all materials must be in one or more automated service carts. Materials not in automated service cart will not be picked up).
<i>b) Residential Container Service</i>	Containerized garbage and trash collection service.
<i>c) Bulky Waste Collection</i>	Two (2) scheduled pickups per fiscal year (October 1 through September 30) of up to twenty-five (25) cubic yards per pickup.
<i>d) Neighborhood Trash and Recycling Center Service</i>	Access for drop off of residential trash and recyclables seven days per week during established operating hours.
<i>e) Curbside Recycling</i>	Once every other week curbside collection of recyclables.
<i>f.1) Commercial Minimum Collection Service</i>	<ul style="list-style-type: none">• Twice per week (limited to 2 garbage cans or plastic bags per collection, per waste unit charged).• Excess uncontainerized yardage will be converted to equivalent cans will be billed (7 cans per yard) at the excess rate.• Accounts with consistent overages will be increased to the appropriate service level.
<i>f.2) Commercial Automated Minimum Collection Service</i>	Twice per week (limited to one automated service cart per waste unit charged; all materials must be in automated service cart(s). Materials not in automated service cart will not be picked up).
<i>g) Commercial Container Service</i>	Uncompacted rollaway container service with varying number of pickups and container sizes.

DEPARTMENT OF SOLID WASTE MANAGEMENT
 SCHEDULE OF RESIDENTIAL COLLECTION FEES

<i>Residential Curbside Collection per household, per fiscal year; (includes services a.1, c, d, and e).</i>	<i>Fees</i> \$439
<i>Residential Automated Curbside Collection per household, per fiscal year; (includes services a.2, c, d, and e).</i>	\$439
<i>Additional carts for Residential Automated Curbside Collection or curbside recycling (purchase of additional EZ Go Waste or Recycling cart or replacement of any cart without a police report)</i>	<u>Actual</u> <u>Cost</u>
<i>Residential Container Service per household, per fiscal year; (includes services b and d).</i>	\$339
<i>Bulky Waste per cubic yard; (beyond the service level established under service c); (the minimum charge beyond the service level established under service c is \$115.00 and is based on a five (5) cubic yard minimum charge).</i>	\$23
<i>Neighborhood Trash and Recycling Center per household, per fiscal year; (includes service d, for households in the Solid Waste Service Area not receiving Residential Curbside Collection service)</i>	\$112
<i>Curbside Recycling per household, per fiscal year; (service e, for households not receiving Residential Curbside Collection service).</i>	\$39
<u>Pursuant to Resolution R-1137-08, the DSWM has entered into interlocal agreements with municipalities to collect and process their recyclable Materials and will charge these municipalities the appropriate rates as delineated in the interlocal agreements.</u>	<u>Per Interlocal</u> <u>Agreement</u>
Returned Check Charges per check [F.S. 832.07 (20072008)]	
If face value of check does not exceed \$50.00.	\$25
If face value of check exceeds \$50.00 but does not exceed \$300.00.	\$30

If face value of check exceeds \$300.00.

\$40 Or an amount up to
5% of the face
amount of the check,
whichever is greater.

DEPARTMENT OF SOLID WASTE MANAGEMENT
 SCHEDULE OF COMMERCIAL/MULTI-FAMILY COLLECTION FEES

Fees for Uncompacted Rollaway Container Accounts; (service g)

County-Owned Containers:

Number of Collections per week -	Four (4)	Five (5)
-------------------------------------	----------	----------

Size of Containers	<i>Monthly Fee</i>	<i>Monthly Fee</i>
One-yard	\$253.86	\$294.96
Two-yard	\$393.79	\$467.00
Four-yard	\$626.53	\$746.41
Six-yard	\$812.50	\$956.39

Customer-Owned Containers:

Number of Collections per week -	Four (4)	Five (5)
-------------------------------------	----------	----------

Size of Containers	<i>Monthly Fee</i>	<i>Monthly Fee</i>
One-yard	\$236.11	\$277.20
Two-yard	\$371.47	\$444.68
Four-yard	\$581.87	\$706.15
Six-yard	\$754.29	\$905.06

DEPARTMENT OF SOLID WASTE MANAGEMENT
 SCHEDULE OF COMMERCIAL/MULTI-FAMILY COLLECTION FEES

<i>Commercial Minimum Collection Service per waste unit assessed per fiscal year; (includes service f.1)</i>	<i>Fees</i> \$450 with excess charged at \$2.20 per can or bag
<i>Commercial Automated Minimum Collection Service per waste unit assessed per fiscal year; (includes service f.2)</i>	\$450 one automated service cart per waste unit charged
<i>Multi-family Collection per living unit, per fiscal year; (includes services a.1 or a.2 and e)</i>	\$176

The Director or designee may generate a memorandum annually which sets forth the schedule of fees for uncompacted rollaway containers, rolloff containers and whole tires per cubic yard service for Miami-Dade county departments.

DEPARTMENT OF SOLID WASTE MANAGEMENT
SCHEDULE FOR THE PERMITTED LANDSCAPERS

**Clean Yard Trash Disposal by Permitted Landscaper at
Neighborhood Trash and Recycling Center per visit:**

<u>Clean yard trash Disposal by Permitted Landscaper</u>	<u>\$7.30</u> <u>\$7.31</u>
<u>Pickup trucks and vans</u>	<u>\$21.90</u> <u>\$21.92</u>
<u>Trailers with a capacity of 6 cubic yards or less</u>	<u>\$21.90</u> <u>\$21.92</u>
<u>Trailers with a capacity greater than 6 cubic yards</u>	<u>\$73.00</u> <u>\$73.07</u>

DEPARTMENT OF SOLID WASTE MANAGEMENT
SCHEDULE OF SPECIAL COLLECTION AND VIOLATION WASTE REMOVAL
COLLECTION FEES

	<i>Fees</i>
<i>Special Collection and Waste Services per cubic yard</i> (the minimum charge is \$115.00 and is based on a five (5) cubic yard minimum charge).	\$23
<i>Violation Waste Removal per cubic yard</i> (the minimum charge per occurrence is \$230.00 and is based on a five (5) cubic yard minimum charge).	\$46

DEPARTMENT OF SOLID WASTE MANAGEMENT
SCHEDULE OF WASTE CERTIFICATION FEE FOR REQUEST OF WASTE COLLECTION
FEE
CERTIFICATE, IN ACCORDANCE WITH MIAMI-DADE COUNTY CODE SECTION 15-28 (c)

	<i>Fees</i>
<i>Waste Certification Fee</i> Each written certificate, certifying the amount of waste fees due upon any parcel of real property subject to payment of waste fees or certifying that no waste fees are due.	\$55

DEPARTMENT OF SOLID WASTE MANAGEMENT
SCHEDULE OF CIVIL COURT CASE PROCESSING RECOVERY FEES
(Fees resulting from Ordinance 99-55)

	<i>Fees</i>
<i>A. Case Processing Fee</i>	\$510
<i>B. Recording Fee</i>	\$80
<i>C. Lien Payoff Letter</i>	\$55
<i>D. Posting of Notices</i>	\$25
<i>E. Lien Cancellation Notices</i>	\$25
<i>F. Photographs, Reports or Other Exhibits</i>	Actual Cost
<i>G. County Attorney's Fees</i>	Actual Cost
<i>H. Court Filing Fees</i> <i>(each document)</i>	Actual Cost

DEPARTMENT OF SOLID WASTE MANAGEMENT
 SCHEDULE OF DISPOSAL FEES, WASTE TIRE FEE
 TRANSFER FEE, AND SPECIAL HANDLING FEE

	<i>Fees</i>
Solid Waste Disposal Fee (1)	
Contract Disposal per ton	\$60.43 <u>\$60.49</u>
Short Term Disposal per ton	\$79.68 <u>\$79.76</u>
 <i>Waste Tires Fee per ton</i>	 \$110.00
Solid Waste Transfer Fee	
Transfer Fee per ton	\$11.90 <u>\$11.91</u>
Suitable material for cover, per ton (2)	\$10.00
Special Handling Fee	
Other Solid Waste Requiring Special Handling per load (added to disposal fee)	\$60.43 <u>\$60.49</u>

In the event that the scale(s) are unavailable, the disposal fee will be based on the total cubic yard payload capacity of the vehicle converted to tons using the Schedules of Weights and Measures that are available at the Clerk of the Board

(1) Based on need, as determined by the Director

DEPARTMENT OF SOLID WASTE MANAGEMENT
SCHEDULE OF SOLID WASTE PERMIT FEES

	<i>Fees</i>
<i>Private</i> <u><i>General</i></u> <i>Haulers Fee for Permit Application/Renewal</i>	\$600
<i>Private</i> <u><i>General</i></u> <i>Haulers Vehicle Registration per Vehicle</i>	\$70
<i>Landscaping Business Fee for Permit Application/Renewal</i>	\$225
<i>Landscaping Business Vehicle Registration per Vehicle</i>	\$80
<i>Tire Generator Fee for Permit Application/Renewal</i>	\$25
<i>Tire Operating Permit Fee per location</i>	\$75
<i>Tire Transporter Fee for Permit Application/Renewal</i>	\$25
<i>Tire Transporter Vehicle Registration per Vehicle</i>	\$25
<i>Review of Solid Waste Facility Operating Permit Applications</i>	\$100

A.O.I.O. No.: 4-97

Ordered: ~~11/01/2005~~ 09/18/2009Effective: ~~11/11/2005~~ 10/01/2009

**MIAMI-DADE COUNTY
ADMINISTRATIVE IMPLEMENTING ORDER**

**FEE SCHEDULE FOR OVERDUE LIBRARY MATERIALS,
MEETING ROOMS, AND LIBRARY EQUIPMENT**

AUTHORITY:

Section 4.02 of ~~the~~ Miami-Dade County Home Rule Amendment and Charter, including among others, Sections 1.01 and 2.02A.

0

SUPERSEDES:

This Administrative Implementing Order supersedes previous Administrative Order 4-97, ordered ~~November 7, 1995~~ November 1, 2005, and effective ~~November 7, 1995~~ November 11, 2005.

POLICY:

This Administrative Implementing Order establishes the fee schedule for overdue Library materials, sets default replacement costs for Library materials, sets the fee for library cards for patrons outside the Taxing District, and sets fees for the use of Library facilities and equipment.

PROCEDURE FEE SCHEDULE:

Fines and fees shall be assessed and collected by the Miami-Dade Public Library System in accordance with the fee schedule of fines and fees listed below attached hereto and made a part hereof.

FEE SCHEDULE:

MATERIAL	PER DAY LATE	MAXIMUM FEE
Adult Materials (28 Day)	\$.10	\$8.00
High Demand (7 Day)	\$.15	\$8.00
Children's & YA Materials	\$.05	\$4.00
All Videos/DVD's	\$0.50	\$20.00
Reference	\$1.00	\$8.00
Fee Cards (Miami-Dade County Residents Outside Taxing District)		\$50.00
Fee Cards — Non-Miami-Dade County Residents		\$100.00
Prices for Library Materials	See Attached Schedule	

MEETING ROOM FEES*

Auditoriums (Main & Regional)	\$100.00
Auditoriums (Subregional)	\$75.00
Meeting Rooms (Medium)	\$50.00
Meeting Rooms (Small)	\$40.00

EQUIPMENT FEES

Fully Configured Laptop	\$35.00 (per 15 minutes)
Laptop Accessories	\$35.00 (per 15 minutes)
Film Projector	\$25.00
Microphone	\$10.00
Slide Projector	\$15.00
VCR/Monitor	\$20.00
Lectern	\$15.00

SERVICE FEES

Reserves by Mail	\$2.00 per item mailed
------------------	------------------------

This Administrative ~~Implementing~~ Implementing Order is hereby submitted to the Board of County Commissioners of Miami-Dade County, Florida.

George M. Burgess

County Manager

*Non-profit organizations, within the taxing district, may utilize library facilities once per year without being charged a fee.

Miami-Dade Public Library System
Default Prices for Library Materials

Types of Material	Default Replacement Cost
Pamphlets/Vertical File Materials	\$5
Paperbacks/Periodicals/Librettes	\$7
Mailing Bags	\$8
Lifelong Learning Materials	\$12
Audio Cassettes/Phonograph Records	\$15
CD's/Children's Books/Children's DVD's	\$20
DVD's/Multimedia Kits/Young Adult Books	\$25
Adult Books/Scores/Youth Resource Materials	\$30
Language Instruction Kits/Children's Reference Books	\$40
Children's Audio Books/Adult Oversize Books/Microfiche and Microcards/Young Adult Reference Books	\$50
CD-ROM's	\$60
Art Books/Adult Reference Books	\$75
Adult Audio Books/Federal Documents/Microfilm/Interlibrary Loan Materials	\$100
Jumpstart Kits	\$150
Closed Caption Video Decoders	\$218
16 mm Films/Rare Books/Connections Multimedia Kits	\$300
Permanent Art Collection	\$1,000
Fully Configured Laptop	\$2,000
Laptop Accessories	\$150

MIAMI-DADE PUBLIC LIBRARY SYSTEM DEPARTMENT FEE SCHEDULE

	<u>FEE / FINE</u>	<u>MAXIMUM FEE / FINE</u>
<u>LATE RETURNS</u>		
<u>Adult Material (28 Day) - Per Day Late</u>	<u>\$0.10</u>	<u>\$8.00</u>
<u>High Demand (7 Day) - Per Day Late</u>	<u>\$0.15</u>	<u>\$8.00</u>
<u>Children's & YA Materials – Per Day Late</u>	<u>\$0.05</u>	<u>\$4.00</u>
<u>All Videos/DVD's – Per Day Late</u>	<u>\$0.50</u>	<u>\$20.00</u>
<u>Reference –Per Day Late</u>	<u>\$1.00</u>	<u>\$8.00</u>
<u>FEE CARDS</u>		
<u>Fee Cards (Miami-Dade County Residents outside taxing district)</u>	<u>\$50.00</u>	<u>N/A</u>
<u>Fee Cards (non-Miami-Dade County Residents)</u>	<u>\$100.00</u>	<u>N/A</u>
<u>MATERIALS</u>		
<u>Canvas Bags</u>	<u>\$1.00</u>	<u>N/A</u>
<u>Patron Account Collection</u>	<u>\$10.00</u>	<u>N/A</u>
<u>Photocopies (per copy)</u>	<u>\$0.20</u>	<u>N/A</u>
<u>Photocopies – Color (per copy)</u>	<u>\$1.05</u>	<u>N/A</u>
<u>Computer Printing – Black and White (per copy)</u>	<u>\$0.20</u>	<u>N/A</u>
<u>Computer Printing – Color (per copy)</u>	<u>\$1.05</u>	<u>N/A</u>
<u>Playaway Battery Doors</u>	<u>\$0.50</u>	<u>N/A</u>
<u>Playaway Lanyard</u>	<u>\$1.00</u>	<u>N/A</u>

MIAMI-DADE PUBLIC LIBRARY SYSTEM DEPARTMENT FEE SCHEDULE

<u>Types of Material</u>	<u>Default Replacement Cost</u>
<u>Pamphlets/Vertical File Materials</u>	<u>\$5.00</u>
<u>Paperbacks/Periodicals/Librettos</u>	<u>\$7.00</u>
<u>Mailing Bags</u>	<u>\$8.00</u>
<u>Lifelong Learning Materials</u>	<u>\$12.00</u>
<u>Audio Cassettes/Phonograph Records</u>	<u>\$15.00</u>
<u>CD's/Children's Books/Children's DVD's</u>	<u>\$20.00</u>
<u>DVD's/Multimedia Kits/Young Adult Books</u>	<u>\$25.00</u>
<u>Adult Books/Scores/youth Resource Materials</u>	<u>\$30.00</u>
<u>Language Instruction Kits/Children's Reference Books</u>	<u>\$40.00</u>
<u>Children's Audio Books/Adult Oversize Books/Microfiche and Microcards/Young Adult Reference Books</u>	<u>\$50.00</u>
<u>CD-ROM's</u>	<u>\$60.00</u>
<u>Art Books/Adult Reference Books</u>	<u>\$75.00</u>
<u>Adult Audio Books/Federal Documents/Microfilm/Interlibrary Loan Materials</u>	<u>\$100.00</u>
<u>Jumpstart Kits</u>	<u>\$150.00</u>
<u>Closed Caption Video Decoders</u>	<u>\$218.00</u>
<u>16 mm Films/Rare Books/Connections Multimedia Kits</u>	<u>\$300.00</u>
<u>Permanent Art Collection</u>	<u>\$1,000.00</u>
<u>Fully Figured Laptop</u>	<u>\$2,000.00</u>
<u>Laptop Accessories</u>	<u>\$150.00</u>

MIAMI-DADE PUBLIC LIBRARY SYSTEM DEPARTMENT FEE SCHEDULE		
MEETING ROOM FEES*	FEE / FINE	MAXIMUM FEE / FINE
Auditorium (Main & Regional)	\$100.00	N/A
Auditorium (Sub-regional)	\$75.00	N/A
Meeting Rooms (Medium)	\$50.00	N/A
Meeting Rooms (Small)	\$40.00	N/A

*Non-profit organizations, within the taxing district, may utilize library facilities once per year without being charged a fee

MIAMI-DADE PUBLIC LIBRARY SYSTEM DEPARTMENT FEE SCHEDULE		
EQUIPMENT FEES	FEE / FINE	MAXIMUM FEE / FINE
Fully Configured Laptop (per \$15 minutes)	\$35.00	\$35.00
Laptop Accessories (per 15 minutes)	\$35.00	\$35.00
Film Projector	\$25.00	\$25.00
Microphone	\$10.00	\$10.00
Slide Projector	\$15.00	\$15.00
VCR/Monitor	\$20.00	\$20.00
Lectern	\$15.00	\$15.00
Reserves by Mail (per item mailed)	\$ 2.00	\$0.00
Account Balance Collection (per incident)	\$0.00	\$10.00

I.O. No.: 4-101

Ordered: 09/18/2008 9/18/2009

Effective: 10/01/2008 10/01/2009

MIAMI-DADE COUNTY
IMPLEMENTING ORDER

OFFICE OF BUILDING AND NEIGHBORHOOD COMPLIANCE DEPARTMENT FEES

AUTHORITY:

~~Section 1.01 of the~~ The Miami-Dade County Home Rule Amendment and Charter, including among others Sections 1.01 and 2.02A, and Article LXXI of Chapter 2 of the Code of Miami-Dade County; and Chapters 8, 17, 17A, 17B, 19, 21, 30 and 33 of the Code of Miami-Dade County.

SUPERSEDES:

This Implementing Order ~~supersedes Administrative Order 4-101~~, ordered September 20 18, 2008, and effective October 1, 2008.

POLICY:

This Implementing Order establishes the fee schedule pertaining to code enforcement activities and special projects. The code enforcement fees are for activities necessary beyond the issuance of civil citations under Chapter 8CC to compel compliance with the Code.

FEE SCHEDULE AND PROCEDURE:

Fees shall be assessed and collected by ~~Office of~~ Building and Neighborhood Compliance in accordance with the schedule of fees listed below. Fees shall be charged for each enforcement lien collection action initiated by the department subsequent to the issuance of civil citations. Fees will also apply to lien collection actions performed on behalf of the ~~Building Department and Building Code Compliance Office~~; or any other department authorized by the County Manager. Each violation shall be considered a separate enforcement case for the purposes of this schedule. Fees for direct services shall be charged for each direct service sale executed by the department in accordance with this schedule.

The responsibility of this Implementing Order is assigned to the Director, Miami-Dade County ~~Office of~~ Building and Neighborhood Compliance, who shall be responsible for required collection of fees and the delivery of required service pursuant to Article LXXI of Chapter 2 of the Code of Miami-Dade County.

This Implementing Order is hereby submitted to the Board of County Commissioners of Miami-Dade County, Florida.

County Manager

SCHEDULE OF FEES FOR OFFICE OF BUILDING AND NEIGHBORHOOD COMPLIANCE

1. Criminal Case Processing Recovery Fees	
Case Processing Fee	\$ 500.00
Inspection (each) when in excess of four	100.00
Photographs	1.50
2. Civil Court Case Processing Recovery Fees	
Case Processing Fee	\$ 500.00
Inspection (each) when in excess of two	100.00
Photographs	1.50
Surveys and Other Exhibits	Actual Cost
County Attorney's fees	Actual Cost
Court Filing Fees (each document)	Actual Cost
3. Code of Miami-Dade County-Chapters 17, 17A, and 17B (Minimum Housing)	
Case Processing Fee (each)	\$ 360.00
Photographs	1.50
Inspection (each)	75.00
Posting of Notices (each)	75.00
HBA Appeals Board Processing Fee	150.00
Title Search	Actual Cost
Final order	100.00
Court Reporting Transcription (Plus Transcript/Actual Cost)	50.00
Legal Advertisement	Actual Cost
Bid Processing Fee	100.00
Demolition/Secure Services	Actual Cost

Asbestos Sampling and Abatement	Actual Cost
Corporate Information	75.00
County Attorney (Board Representation) Per hour	100.00
Lien Settlement Agreement	75.00
4. Lien Settlement/Collection Processing Fees	
Lien Processing Fee	\$ 500.00
Lien Recording Fee	50.00
Lien Cancellation Fee	50.00
Continuing Penalties	Actual Cost
Research Fee	125.00
Posting of Notices	75.00
5. Surveys by County Department	Actual Cost
6. Returned check charges per check \$20.00 or 5% amount (F.S. 832.07) plus \$1.50 bank charge or other rate as amended from time to time.	
7. Interest Interest charges at the rate of 12% per year, or other rate as amended by the Board of County Commissioners from time to time, may be assessed in addition to any other penalties.	
8. Special Projects A fee equal to actual staff time and related costs shall be assessed for special developers, homeowner groups, attorneys, realtors, etc., to determine if any existing violations are on the property through a review of departmental records. Such special fee only will be levied for requests in accord with Administrative Order 4-48.	

I.O. No.: 4-107

Ordered: ~~09/18/2008~~ 09/18/2009

Effective: ~~10/01/2008~~ 10/01/2009

MIAMI-DADE COUNTY
IMPLEMENTING ORDER

FEE SCHEDULE FOR THE CONSUMER SERVICES DEPARTMENT

AUTHORITY:

The Miami-Dade County Home Rule Amendment and Charter, including among others Sections 1.01 and 2.02A; Chapter 4, Articles I and III; Chapter 8A, Articles III, VIIA, XVI, XVII, XVIII; Chapter 8AA, Article II; Chapter 30, Section 30-372.1 and Article III; Chapter 31; and Chapter 11A, Article IX of the Code of Miami-Dade County.

SUPERSEDES:

This Implementing Order supersedes Implementing Order 4-107, ordered ~~July 1, 2008~~ September 18, 2008 and effective ~~July 11, 2008~~ October 1, 2008.

POLICY:

This Implementing Order establishes a schedule of fees to be assessed and collected by the Consumer Services Department to cover the cost of processing permits, licenses, registrations, limited authorizations, certificates, decals and applications; performing inspections; and providing other services.

FEE SCHEDULE:

The fee schedule adopted by this Implementing Order is attached hereto and made a part hereof.

This Implementing Order is hereby submitted to the Board of County Commissioners of Miami-Dade County, Florida.

County Manager

Consumer Services Department Fee Schedule

The following regulatory and application fees are non-refundable, unless otherwise stated, and are separate from any occupational license fee that may be applicable.

I. **AMBULANCE – Chapter 4 – Article I**

The following fees pertain to Advanced Life Support and/or Basic Life Support ground or air ambulance transport services. The triennial expiration date for private ambulance Certificates is December 31st of each third calendar year following the enactment of Code modifications in the Year 2000.

- | | | |
|---|----|-----------------------|
| A. Initial application fee for a Certificate of Public Convenience and Necessity by a private provider. | \$ | 1,500.00 |
| B. Application fee for the sale, transfer or change in ownership structure of a certificate of Public Convenience and Necessity by a private provider. | \$ | 1,500.00 |
| C. Application fee to modify the terms, conditions, provisions or limitations of a Certificate of Public Convenience and Necessity by a private provider. | \$ | 1,200.00 |
| D. Applicants submitting a single application for more than one (1) category above must pay the greater fee applicable as the sole prevailing fee. | | |
| E. Triennial renewal application fee for a Certificate of Public Convenience and Necessity by a private provider. | \$ | 1,500.00 |
| F. Annual permit fee for each transport vehicle operated by a private provider. | \$ | 500 625.00 |

II. **LOCKSMITH – Chapter 8A – Article XVII**

The following fees shall be in effect through September 30, 2008. On October 1, 2008 and each October 1 thereafter, the fees shall be increased by the percentage increase in the Consumer Price Index during the preceding year, rounded up to the nearest \$5 increment.

- | | | |
|--|----|--------|
| A. Locksmith Business Registration | | |
| 1) Initial and Annual Renewal Registration Fee (per business location) | \$ | 300.00 |

Initial registration fees shall be prorated according to the number of days remaining between the date of registration issuance and the date of birth of the applicant, if the applicant is a sole proprietor, or in the case of a corporation or partnership, from the date of formation of the legal entity.

- 2) Late Fee for renewal of registration after expiration date (in addition to Renewal Fee)
50% of Initial and Annual Renewal Fee
- 3) Replacement of Registration Certificate \$ 15.00

B. Locksmith Certificate and Permit

The following fees shall be in effect through September 30, 2009. On October 1, 2009 and each October 1 thereafter, the fees shall be increased by the percentage increase in the Consumer Price Index during the preceding year, rounded up to the nearest \$1 increment.

Permits and certificates shall take effect on the date they are approved by the Director.

- 1) Apprentice Permit
 - a) Initial and Annual Renewal Fee \$ 20.00
 - b) Late Fee for Renewal of permit after expiration date (in addition to Renewal Fee)
50% of Initial and Annual Renewal Fee
 - c) Replacement of Apprentice Permit \$ 15.00
- 2) Certified Locksmith Certification
 - a) Initial and Annual Renewal Fee \$ 30.00
 - b) Late Fee for Renewal of Certification after expiration date (in addition to Renewal Fee)
50% of Initial and Annual Renewal Fee
 - c) Replacement of Certified Locksmith Certification \$ 15.00

III. MOTOR VEHICLE REPAIR – Chapter 8A – Article VIIA

Registrations, certificates, and permits shall take effect on the date they are approved by the Director.

A. Motor Vehicle Repair Shop Registration

The following fees shall be in effect through September 30, 2009. On October 1, 2009 and each October 1 thereafter, the fees shall be increased by the percentage increase in the Consumer Price Index during the preceding year, rounded up to the nearest \$5 increment.

- | | | |
|--|----|--------|
| 1) Initial and Annual Renewal Fee
(per business location) | \$ | 250.00 |
| 2) Late Fee for Renewal of Registration
after Expiration (in addition to Renewal Fee) | | |
| 50% of Initial and Annual Renewal Fee | | |
| 3) Replacement of Registration | \$ | 15.00 |

B. Mechanic/Technician Certificate or Apprentice Permit

The following fees shall be in effect through September 30, 2009. On October 1, 2009 and each October 1 thereafter, the fees shall be increased by the percentage increase in the Consumer Price Index during the preceding year, rounded up to the nearest \$1 increment.

- | | | |
|---|----|-------|
| 1) Apprentice Permit or Certificate for Specialty or Master Mechanic,
Motor Vehicle Body Repair Technician, or
Motor Vehicle Paint Technician | | |
| a) Initial and Annual Renewal Fee | \$ | 30.00 |
| b) Late Fee for Renewal of Certificate
after Expiration (in addition to Renewal Fee) | | |
| 50% of Initial and Annual Renewal Fee | | |
| c) Replacement of Certificate | \$ | 15.00 |

IV. MOVING – Chapter 8A - Article XVI

The following fees shall be in effect through September 30, 2008. On October 1, 2008 and each October 1 thereafter, the fees shall be increased by the percentage increase in the Consumer Price Index during the preceding year, rounded up to the nearest \$5 increment.

- | | | |
|---|----|--------|
| A. Initial and Annual Renewal Registration Fee | \$ | 400.00 |
| Initial registration fees shall be prorated according to
the number of days remaining between the date of
registration issuance and the date of birth of the applicant,
if the applicant is a sole proprietor, or in the case of a | | |

corporation or partnership, from the date of formation of the legal entity.

B. Late Fee for Renewal of Registration
after Expiration (in addition to Renewal Fee)

50% of Initial and Annual Renewal Fee

C. Replacement of Registration Certificate \$ 15.00

D. Moving Decal Fee \$ 30.00

V. **TOWING – Chapter 30 – Article - III**

The following fees are non-refundable; however, license and decal fees paid for additional trucks which have not been inspected by the Consumer Services Department shall be refunded if the licensee withdraws the truck prior to inspection.

The following fees shall be in effect through September 30, 2003. On October 1, 2003 and each October 1 thereafter, the fees shall increase by the percentage increase in the Consumer Price Index during the preceding year, rounded up to the nearest \$5 increment.

A. Towing Company License Fees

1) Initial and Annual Renewal Fee

Initial license fees shall be prorated according to the number of days remaining between the date of license issuance and the date of birth of the applicant, if the applicant is a sole proprietor, or in the case of a corporation or partnership, from the date of formation of the legal entity.

a) Company with one tow truck \$ 300.00
(includes one truck decal)

b) Each additional truck \$ 100.00

2) Late Fee for Renewal of License of company
after expiration (in addition to Renewal Fee)

50% of Initial and Annual Renewal Fee

3) Replacement of License \$ 15.00

B. Tow Truck Decal Fees

1) Initial and Renewal Fee \$ 50.00
for each additional Tow Truck

2) Replacement of Decal \$ 35.00

VI. WATER REMETERING – Chapter 8A – Article XVIII

**A. Initial and Annual Renewal Registration Fee
(Per Unit)**

1) Owner of Remetered Property \$ 5.00

The following fees shall be in effect through September 30, 2008. On October 1, 2008 and each October 1 thereafter, the fees shall be increased by the percentage increase in the Consumer Price Index during the preceding year, rounded up to the nearest \$5 increment.

2) Remeterer \$ 250.00

**B. Late Fee for Renewal of Registration
after expiration date
(in addition to Renewal Fee)**

50% of Initial and Annual Renewal Registration Fee

C. Replacement of Registration Certificate \$ 15.00

VII. SHOPPING CART – Chapter 8A – Section 8A-76(b)

This fee schedule establishes filing fees associated with petitions seeking an exemption from posting required notices on shopping carts.

The following fees shall be in effect through September 30, 2005. On October 1, 2005, and each October 1st thereafter, the fees shall increase by the percentage increase in the Consumer Price Index during the preceding year, rounded up to the nearest \$1 increment.

A. Petition involving one store location \$ 55.00

B. Petition for each additional store location \$ 25.00

**VIII. FOR HIRE – Chapter 4 – article III, Chapter 30 – Section 372.1 and Chapter 31
Articles I-VI**

A. Chauffeur Registration

1) Initial and Annual Renewal Chauffeur
Registration \$ 55.00

2) Late Fee for Renewal of Chauffeur
Registration \$ 55.00
after expiration date (in addition to
Renewal Fee)

3) Replacement of Chauffeur Registration	\$	26.00
4) New Taxicab Chauffeur Training Program	\$	400 <u>135.00</u>
5) New Limousine Chauffeur Training Program	\$	5570.00
6) New Private School Bus Training Program	\$	30.00
7) Training Examination Retake Fee (First re-take at No Charge)	\$	15.00
B. Limousine License		
1) Initial License Application	\$	350.00
2) Initial and Annual Renewal License Initial license fees shall be prorated according to the number of months remaining between the month of date of license issuance and the month of annual renewal.		
a. Effective October 1, 2005	\$	575.00
b. Effective October 1, 2006	\$	625.00
3) Late fee for Renewal of license after expiration date (in addition to renewal fee)	\$	550.00
4) Lottery Entry	\$	100.00
5) Replacement of License	\$	35.00
6) License Holder to License Holder Transfer Application	\$	170.00
7) License Holder to Non-License Holder Transfer Application	\$	350.00
C. Non-Emergency Vehicle Certificate		
1) Initial Certificate Application	\$	300.00
2) Initial and Annual Renewal Certificate Initial Certificate fees shall be prorated according to the number of months remaining between the month of the date of certificate issuance and the month of annual renewal.		
a. Effective October 1, 2005	\$	575.00
b. Effective October 1, 2006	\$	625.00
3) Replacement of Certificate	\$	35.00
4) Certificate Holder to Certificate Holder Transfer Application	\$	150.00
5) Certificate Holder to Non-Certificate Holder Transfer Application	\$	300.00

D. Passenger Motor Carrier Certificate

Initial Certificate and operating permit fees shall be prorated according to the number of months remaining between the month of the date of issuance and the month of annual renewal.

1) Initial Certificate Application	\$	375.00
2) Initial and Annual Renewal Certificate		
a. Effective October 1, 2005	\$	575.00
b. Effective October 1, 2006	\$	625.00
3) Initial and Annual Renewal Operating Permit		
a. Effective October 1, 2005	\$	575.00
b. Effective October 1, 2006	\$	625.00
4) Replacement of Certificate of Operating Permit	\$	35.00
5) Modification of Certificate	\$	320.00
6) Certificate Transfer Application	\$	375.00
7) Emergency Temporary Certificate	\$	40.00

E. Private School Buses

See Vehicle Inspection Fees and Chauffeur Registration Fees

F. Special Transportation Service Certificates

Initial Certificate and Operating Permit fees shall be prorated according to the number of months remaining between the month of the date of the issuance and month of annual renewal.

1) Initial Certificate Application	\$	130.00
2) Initial and Annual Renewal Certificate		
a. Effective October 1, 2005	\$	575.00
b. Effective October 1, 2006	\$	625.00
3) Replacement of Certificate/Operating Permit	\$	35.00
4) Initial and Annual Renewal of Operating Permit		
a. Effective October 1, 2005	\$	575.00
b. Effective October 1, 2006	\$	625.00

G. Taxi

1) Initial License Application	\$	350.00
2) Initial and Annual License Renewal		
a. Effective October 1, 2005	\$	575.00
b. Effective October 1, 2006	\$	625.00

3) Late Fee for Renewal of License after expiration date (in addition to renewal fee)	\$	550.00
4) Lottery Entry	\$	100.00
5) Replacement of License	\$	35.00
6) License Holder to License Holder Transfer	\$	170.00
7) License Holder to Non-License Holder Transfer	\$	350.00
8) Passenger Service Company Registration Fee		
a. Effective October 1, 2005	\$	110.00
b. Effective October 1, 2006	\$	150.00
H. Vehicle Inspection Fees		
1) Quarterly, Semi-Annual or Annual Vehicle Inspection, as applicable (all categories)	\$	<u>3538.00</u>
2) Vehicle safety re-inspection	\$	35.00
3) Replacement of Decal	\$	35.00
4) <u>New Vehicle Inspection</u>	\$	<u>70.00</u>
5) <u>Vehicle re-inspection (non-safety)</u>	\$	<u>20.00</u>
I. Administrative proceedings		
1) Administrative Hearing	\$	85.00

IX. MOTOR VEHICLE TITLE LOANS – Chapter 8A- Article III

The following fees shall be in effect through September 30, 2000. On October 1, 2000 and each October 1 thereafter, the fees shall increase by the percentage increase in the Consumer Price Index during the preceding year, rounded up to the nearest \$5 increment.

A. Motor Vehicle Title Loan Business License Fees		
1) Initial Application and License Fee	\$	1,250.00
2) Biannual Renewal Fee	\$	1,000.00
3) Reactivation Fee (in addition to the Biannual Renewal Fee within 90 days of expiration)	\$	200.00
4) Replacement of License	\$	15.00

212

X. IMMOBILIZATION OF MOTOR VEHICLES – Chapter 30 – Article III

The following fees shall be in effect through September 30, 2000. On October 1, 2000 and each October 1 thereafter, the fees shall increase by the percentage increase in the Consumer Price Index during the preceding year, rounded up to the nearest \$5 increment.

- A. Immobilization Company License Fees
 - 1) Initial and Annual Renewal Fee \$ 500.00
Initial License fees shall be prorated according to the number of days remaining between the date of license issuance and the date of birth of the applicant, if the applicant is a sole proprietor, or in the case of a corporation or partnership, from the date of formation of the legal entity.
 - 2) Late Fee for Renewal of License of company after expiration 50% of Initial (in addition to Renewal Fee) and Annual Renewal Fee
 - 3) Replacement of License \$ 15.00
- B. Immobilization Individual license Fees
 - 1) Initial and Annual Renewal Fee \$ 50.00
Initial license fees shall be prorated according to the number of days remaining between the date of license issuance and the date of birth of the applicant
 - 2) Late Fee for Renewal of License of Individual after expiration 50% of Initial (in addition to Renewal Fee) and Annual Renewal Fee
 - 3) Replacement of License \$ 15.00

XI. ADMINISTRATIVE RECOVERY FEES – Chapter 4-Article I & III; 8A-Section 8A-76(B), Article III, VIIA, XVI, XVIII; Chapter 8AA-Article III, Chapter 30-Section 372.1, Article III, Chapter 31-Article I-VI

The following fees are for administrative, licensing, collection and enforcement related activities necessary beyond the issuance of civil citations under Chapter 8CC.

- A. Collection Processing Fees
 - 1) Case Processing Fee \$ Actual Cost
 - 2) Lien Processing Fee \$ Actual Cost
 - 3) Lien Recording Fee \$ Actual Cost
 - 4) Lien Cancellation Fee \$ Actual Cost
 - 5) Research Fee \$ Actual Cost
 - 6) Inspection (each) when in excess of two \$ 75.00

B. Interest charges at the rate of 12% per year, as amended by the Board of County Commissioners from time to time, may be assessed in addition to any other penalties.

C. Background Check	\$	Actual Cost
D. Notary Fee	\$	7.00
E. <u>Administrative Hearing</u>	\$	<u>85.00</u>
F. <u>Special Event reimbursement</u>	\$	<u>Actual Cost</u>
G. <u>Agricultural Tours reimbursement</u>	\$	<u>Actual Cost</u>

XII. REGISTRATION OF DOMESTIC PARTNERSHIP – Chapter 11A – Article IX

The following fees shall be in effect through September 30, 2009. On October 1, 2009, and each October 1st thereafter, the fees shall increase by the percentage increase in the Consumer Price Index during the preceding year, rounded up to the nearest \$1 increment.

A. Domestic Partnership Declaration Fees		
1) Initial Registration	\$	50.00
2) Amendment	\$	25.00
3) Termination	\$	25.00
4) Document Replacement	\$	15.00
5) Additional Certificate	\$	5.00

I.O. No.: 4-111

Ordered: ~~09/18/2008~~ 9/18/2009

Effective: ~~10/01/2008~~ 10/01/2009

MIAMI-DADE COUNTY
IMPLEMENTING ORDER

FEE SCHEDULE FOR DEPARTMENT OF PLANNING AND ZONING

AUTHORITY:

Ordinance No. 76-60; ~~Sections 4.02 and 5.05 of the~~ The Miami-Dade County Home Rule Amendment and Charter, including among others, Sections 1.01 and 2.02A; Sections, 2-113, 2-114.1, 2-114.2, 2-114.3, 2-114.4, 2-116.1, 8-5, 20-4, 20-6, 20-9, 33-285, 33-303.1, 33E-15, 33G-6, 33H-16, 33I-13, 33J-14, and 33K-14 and Chapter 18A of the Code of Miami-Dade County.

SUPERSEDES:

This Implementing Order supersedes and incorporates Administrative Order 4-63A as it relates to zoning fees and other related fees for services effective November 1, 1983, as previously revised on July 1, 1988; November 1, 1989; January 15, 1991; October 1, 1991; October 1, 1994; November 1, 1994; November 18, 1997; and July 17, 1998; supersedes and merges Administrative Order 4-47, effective December 5, 1995; Administrative Order 4-81, effective, December 5, 1995; and Administrative Order 4-99, effective December 5, 1995, in their entirety; and Administrative Order 4-111, effective February 8, 2002 and supersedes Administrative Order 4-111, effective October 1, 2003, and supersedes Administrative Order 4-111, effective December 10, 2004.

POLICY:

A schedule of fees covering the cost of providing Department of Planning and Zoning services shall be established and no application, permit, certificate or receipt shall be issued until the appropriate fee is paid. Additionally, no special study shall be prepared until a memorandum of agreement has been entered into or payment made.

PROCEDURE:

The responsibility for this Implementing Order is assigned to the Director, Department of Planning and Zoning, who shall be responsible for the collection of fees and the delivery of required services pursuant to Chapters 8 and 33 and Section 2-104 of the Code of Miami-Dade County. Each two years or earlier, if need be, the Director shall review all fees in terms of their cost and recommend necessary changes to the County Manager.

FEE SCHEDULE:

The fee schedule adopted by this Implementing Order has been presented and is considered a part hereof. In accordance with Section 2-3 of the Code of Miami-Dade County, this official Fee Schedule is also filed with the Clerk of the Board of County Commissioners. Fees which are charged by the Department of Planning and Zoning shall be the same as those listed in the official Fee Schedule on file with the Clerk of the County Commission.

This Implementing Order is hereby submitted to the Board of County Commissioners of Miami-Dade County, Florida.

County Manager

215

Department of Planning & Zoning Fee Schedule

The Department of Planning and Zoning shall charge and collect fees for planning and zoning services in accordance with the following schedule:

I. REQUESTS FOR WRITTEN ADVISORIES OF COMPREHENSIVE DEVELOPMENT MASTER PLAN (CDMP) CONSISTENCY (OTHER THAN FOR DEVELOPMENT/SERVICES CONCURRENCY DETERMINATION)

For special written advisory letters/memoranda regarding the relationship of a particular parcel or the consistency of a proposed development action to the provisions of the Comprehensive Development Master Plan (CDMP) that are requested pursuant to Section 2-113 of the Code of Miami-Dade County and apart from regular development order approval processes, the requesting party shall pay the following charges:

A. INTERPRETATION/EXPLANATION OF CDMP PROVISIONS, INCLUDING ADOPTED LAND USE PLAN (LUP) MAP AND INTERPRETATION OF LUP MAP TEXT CONSISTENCY DETERMINATIONS RELATIVE TO A SPECIFIC LOCATION

MP01	Size of Parcel of Proposed Development (gross acres)	Fee
	Under 1.0 acre	114
	1.0 acres - 5.0 acres	228
	5.1 acres - 20.0 acres	342
	20.1 acres and over	570

Requests involving research of multiple parcels in a large-scale development shall be charged in accordance with item IV B, herein.

B. INTERPRETATION/EXPLANATION OF ADOPTED COMPONENTS GOALS, OBJECTIVES AND OTHER TEXT NOT RELATED TO A SPECIFIC LOCATION

MP02	Each issue/question not related to Level of Service (LOS) Standards	114
MP02A	Each issue/question related to LOS Standards	171

The Director of the Department of Planning and Zoning, or his or her designee, may condition such advisories on the information made available by the requesting party or defer to more complete development order review procedures. The conditional nature of all special advisories shall be addressed in the document.

II. APPLICATIONS TO AMEND THE CDMP

A. Land Use Element

1. LUP Map (except for Roadway and Transit changes which are covered in B), Agricultural Subarea 1 Map, Open Land Subareas Map, and Environmental Protection Subareas Map, which applications are requested for processing during regular semi-annual CDMP amendment cycles:

MP03	a) Regional Urban Center	109,440
MP03A	b) Metropolitan Urban Center	85,500
MP03B	c) Community Urban Center	54,720

216

**Department of Planning & Zoning
Fee Schedule**

MP05	d) Other	
	Size of Area (gross acres) Subject to Application	Fee
	Up to 5.0	11,400
	5.1 - 10.0	21,660
	10.1 - 20.0	42,750
	20.1 - 40.0	64,410
	40.1 - 80.0	85,500
	80.1 - 160.0	102,600
	160.1 - 320.0	119,700
	320.1 - 480.0	136,800
	480.1 - 640.0	153,900
	640.1 - 800.0	171,000
	800.1 - 960.0	188,100
	960.1 - 1120.0	205,200
	1120.1 - 1280.0	222,300
	1280.1 and above	171/acre
MP05E	e) The fee for any application requesting amendment to the LUP Map which includes a request to expand the Urban Development Boundary (UDB) or to redesignate to an urban land use outside the UDB shall be increased by 1) twenty-five (25%) percent of the amount indicated above in II.A.1.(d) for all applications up to eighty (80) acres in size, or 2) fifteen (15%) percent of the amount indicated above in II.A.1.(d) for applications larger than eighty (80) acres.	
MP05F	f) Application requesting amendment to the LUP Map to increase the currently planned residential density on land inside the UDB shall receive a reduction of the fee amount of 1) twenty-five (25%) percent of the amount indicated above in II.A.1.(d) for each application up to eighty (80) acres in size, or 2) fifteen (15%) percent of the amount indicated in II.A.1.(d) if the application area is larger than eighty (80) acres.	
MP05G	g) Applications requesting amendments to an Urban Expansion Area (UEA) boundary without amendment to the underlying future land use shall be charged 30 percent of the rate established in paragraph II.A.1.(d) above but not less than \$10,000.	
MP06	h) Applications requesting amendment to the LUP Map for processing concurrently with an application to approve or amend a Development of Regional Impact (DRI) development order pursuant to Sec. 2-116.1(5)(a), Code of Miami-Dade County, Florida, shall be charged \$91,200 if 640 acres or smaller, or if a request for Urban Center; if 640.1 acres or larger, such applications shall be charged 65 percent of the fee amount for the applicable parcel size listed in foregoing paragraph 11.A.1.(a) through (g).	
MP07	2. Revision of the LUP Map Text Each issue-proposal (per paragraph)	17,100
MP08	3. Environmental/Historical or other Map Each issue/item including associated text	17,100
MP09	4. Covenant revisions and other changes amending land uses relating to specific land parcels	Two-thirds rate of II(A)(1)(d) above
B. Traffic Circulation Sub-Element		
MP10	1. Planning Future Roadway Network Map Per road lane-mile	17,100
MP11	2. Roadway Functional Classification Map Per road-mile (existing or future)	17,100

217

**Department of Planning & Zoning
Fee Schedule**

MP12	3. Limited Access Facilities Map Per road-mile or interchange	17,100
MP12A	4. Other Map Per Mile	11,400

Fee

C. Mass Transit Sub-Element

MP13	1. Future Mass Transit System Maps Per linear mile of service area, corridor, or alignment	17,100
MP14	2. Major Traffic Generators and Attractors Each major traffic generator	17,100

**Department of Planning & Zoning
Fee Schedule**

Fee

D. Port, Aviation, and Port of Miami Sub-Elements

MP15	1. Major Aviation Facilities - Future Improvements Map Each facility	17,100
MP16	2. Aviation Facility Improvements Each improvement project line item	17,100
MP17	3. Port of Miami River - Future Land Use Map	(Same as LUP Map II.A.1)
MP17A	4. Port of Miami 5 year or 10 year Plan map	17,100

E. Capital Improvements Elements (CIE)

MP18	1. Each proposed project line item	17,100
MP19	2. Urban Infill or Concurrency Exception Area Maps	51,300

F. All Elements (including A-E above)

MP20	1. Each Level of Service (LOS) Standard or DRI Threshold (F.S.380) - addressing goal, objective, policy, or map	51,300
MP21	2. Each Non LOS Standard - addressing goal, objective or policy	17,100
MP22	3. Each monitoring measures item	10,260
MP23	4. Each other text change proposal item (up to 5 sentences)	17,100
MP24	5. Each other map change proposal or item	17,100
MP25	6. One or more non-LUP Map amendment proposals requested for processing concurrently with an application to approve or amend a DRI development order pursuant to Sec. 2-116.1(5)(a), Code of Miami-Dade County, Florida. This fee shall be charged only when a LUP Map amendment is not requested, and a fee is not charged, pursuant to par. II.A.1, above.	34,200

All above fees include any corresponding changes to other Plan Elements, or components thereof, required for internal consistency.

In the event that the applicant withdraws the application for amendment prior to the deadline established in Section 2-116.1(8), Code of Miami-Dade County, amendment fees paid shall be refunded.

Department of Planning & Zoning Fee Schedule

In the event that the Board of County Commissioners fails to approve transmittal of a non-small scale amendment application to the State Land Planning Agency per Sec. 2.116.1(3)(g) of the Code of Miami-Dade County, or the applicant withdraws the application or any portion thereof after the full refund deadline referenced above, but prior to transmittal action by the Board of County Commissioners, 1) twenty-five (25%) percent of the department's CDMP amendment fees paid shall be refunded.

The applicant shall not be authorized, subsequent to the "transmittal" hearing held by the Board of County Commissioners, to receive any refund of application fees.

County proprietary departments shall pay required fees at the time of application except that (a) during a regular annual update to the CIE, a single fee of \$11,400 shall be charged to the department for one or more changes to a Schedule of Improvements table; (b) fees shall not be charged to such departments for a major Element update to implement an Evaluation and Appraisal Report (EAR); and (c) the fee for a major update or revision to a Plan Element required by a proprietary department at a time other than during an EAR-based CDMP amendment cycle shall be \$57,000 paid at the time of application filing, with any costs incurred by the Department of Planning and Zoning in excess of the initial filing fee to be paid by the applicable department.

III. PREPARATION OF SPECIAL PROJECTS, STUDIES, REPORTS, OR PROVISION OF DATA

For special studies, reports or file research requested by non-Miami-Dade County entities that are not prepared as part of the regular work program of the Department of Planning and Zoning, the requesting entity shall pay the following charges:

A. Graphics Services

1. Actual salary costs of personnel involved in providing services in effect at time of activity, and
2. Graphics materials used at estimated cost (unless supplied by entity requesting services), and
3. Department overhead operating costs equal to .7 times personnel's salary costs identified in 1 above.

B. Non-Graphics Services

1. Actual salary of personnel providing services in effect at time of activity, and
2. Department personnel support and overhead operating costs equal to 1.0 times personnel's salary costs identified in IV.B.1. above.

The Director of the Department of Planning and Zoning, or his or her designee, is authorized to administer these professional services charges through letters of agreement with non-County entities requesting such services.

IV. CERTIFICATE OF USE (C.U.) AND TEMPORARY CERTIFICATE OF USE (T.C.U.)

The following original fees shall be paid for all uses. The indicated renewal fee applies to those uses, which are required to be renewed annually by Code or by Resolution. All non-renewable uses are issued permanent use certificates which shall remain valid for an unlimited time, unless revoked for cause, or abandoned, provided there is no change of use, ownership, or name, or that there is no enlargement, alteration or addition in the use or structure. An "up front" processing fee equal to 50% of the total C.U. fee shall be assessed at the time of filing an application. The processing fee is non-refundable but shall be credited towards the final C.U. fee.

Department of Planning & Zoning Fee Schedule

A. RESIDENTIAL		Fee	Renewal Fee
Apartments, hotels, motor hotels and all multiple family uses per building			
C003	4 - 50 units	82.65 <u>85.13</u>	
C021	51 - 100 units	98.33 <u>101.28</u>	
C022	101 - 200 units	112.58 <u>115.96</u>	
C023	201 or more units	128.25 <u>132.10</u>	
C004	Private school, charter schools, day nursery, Convalescent and nursing (Renewal Fee Code: R101, and R102)		
C040	home, hospital, Assisted Congregate Living Facilities (ACLF) and (Renewal Fee Code: R104, and R111)		
C041	developmentally disabled home care (Renewal Fee Code: R110)	135.38 <u>139.44</u>	71.25 <u>73.39</u>
C042/ R124	Home Office	35.63 <u>36.70</u>	21.38 <u>22.02</u>
B. BUSINESS, WHOLESALE AND RETAIL			
C005	All uses, except the following:		
	Per sq. ft. of business area	<u>0.04</u>	
	Minimum	135.38 <u>139.44</u>	78.38 <u>80.73</u>
C006 R107	Automobile, recreational vehicle, boat, truck, etc., rental or sales from open lot or combination open lot and building	135.38 <u>139.44</u>	
	Per sq. ft. of business area	<u>0.04</u>	
	Minimum	135.38 <u>139.44</u>	228.00 <u>234.84</u>
C026 R308	Change of owner of restaurant liquor/beer/wine/ in conjunction with restaurants, grocery stores, etc.	135.38 <u>139.44</u>	78.38 <u>80.73</u>
C007	C. INDUSTRIAL		
	All uses, except the following:		
	Per sq. ft. of business area	<u>0.04</u>	
	Minimum	135.38 <u>139.44</u>	78.38 <u>80.73</u>
C008	Automobile used parts yard, commercial incinerators, junkyards, slaughterhouses, bulk storage of petroleum products, trailer parks, tourist camps, utility plants of 30,000 sq. ft. or less (Renewal Fee Code: R112, R118, R119, and R120)		
	Per sq. ft. of business area	<u>0.03</u>	
	Minimum	628.43 <u>647.28</u>	228.00 <u>234.84</u>

220

Department of Planning & Zoning Fee Schedule

C501	Automobile used parts yard, commercial incinerators, junkyards, slaughterhouses, bulk storage of petroleum products, trailer parks, tourist camps, utility plants over 30,000 sq. ft.	(Renewal Fee Code: R501)	897.75 <u>924.68</u>	332.16 <u>342.12</u>
-------------	---	--------------------------	-------------------------	-------------------------

D. UNUSUAL USES, SPECIAL PERMITS, BUSINESS AND INDUSTRIAL USE VARIANCES

C009/ R122	All unusual uses, except the following:		314.93 <u>324.38</u>	239.40 <u>246.58</u>
A026/ R121	Churches		135.38 <u>139.44</u>	71.25 <u>73.39</u>
C010	Airports, racetracks, stadiums	(Renewal Fee Code: R106, and R116)	628.43 <u>647.28</u>	228.00 <u>234.84</u>
C011	Cabaret, nightclub, liquor package store	(Renewal Fee Codes: R301, R302, and R304)	416.10 <u>428.58</u>	377.63 <u>388.96</u>
C012	Rock quarries, lake excavation and/or filling thereof	(Renewal Fee Code: R117)	494.48 <u>509.31</u>	239.40 <u>246.58</u>
	Minimum		<u>494.75</u> <u>509.59</u>	
C013	Circus or carnival (per week) and special events		263.63 <u>271.54</u>	263.63 <u>271.54</u>
C014	Open lot uses	(Renewal Fee Code: R113)	188.10 <u>193.74</u>	149.63 <u>154.12</u>
C032	Lot clearing, sub-soil preparation	(Renewal Fee Code: R123)	156.75 <u>161.45</u>	142.50 <u>146.78</u>

E. AGRICULTURAL

C027	All uses, except as otherwise listed herein	(Renewal Fee Code: R105)	188.10 <u>193.74</u>	178.13 <u>183.47</u>
-------------	---	--------------------------	-------------------------	-------------------------

F. TRAILER USE CERTIFICATES

Covers administrative and initial field inspection cost for all types of construction site field offices. Fee also covers cost of site plan review.

C015	(1) Mobile homes approved for temporary use during construction of a residence		256.50 <u>264.20</u>	256.50 <u>264.20</u>
	(Section 33-168, Code of Miami-Dade County)			
C016 C030	(2) Mobile homes or modular units approved for commercial purposes or development projects, including watchman's quarters and temporary sales offices		524.40 <u>540.13</u>	498.75 <u>513.71</u>
C031	(3) Construction field offices		178.13 <u>183.47</u>	178.13 <u>183.47</u>
X010	(4) Cash escrow processing fee		142.50 <u>146.78</u>	
X011	(5) Mobile home tag deposit		35.63 <u>36.70</u>	
X029	(6) Cash escrow processing		71.25	

221

**Department of Planning & Zoning
Fee Schedule**

	(balloons)	<u>73.39</u>
X025	(7) Cash escrow (demo)	285.00 <u>293.55</u>
	G. MAXIMUM FEE	
C500	The maximum fee for a CU provided no violation exists at time of CU.	897.75 <u>924.68</u>
	H. CHANGE OF USE, BUSINESS OWNERSHIP OR NAME	
	When there is a change of use, business ownership, or name, the fee shall be the original fee listed for the use proposed.	
	I. REFUNDS	
	No refunds shall be made of fees paid for use permits. In case of error, adjustments may be made by the Director of the Department of Planning and Zoning.	
ZDB1	J. OCCUPANCY WITHOUT CU	
	(In violation)	225.15 <u>231.90</u> Plus a double CU fee
A069 MP40	K. FAILURE TO RENEW CU(s) or Temporary Certificate of Use TCU(s) not renewed on or before the renewal or expiration date will be assessed a \$213.75<u>\$220.16</u> violation fee plus a double CU or TCU TCC fee.	
	L. TEMPORARY CU "UP FRONT" FEE	
C033	When the TCU application is received, the applicant shall pay an "up-front" processing fee equal to \$35.63 <u>\$36.70</u> . This processing fee is not refundable. This fee shall be deducted from the total cost of the TCU.	
C024	M. CU AND TCU, INSPECTION FEE	
	When an inspection is necessary prior to the issuance of a CU or, TCU, an inspection fee of \$84.44 <u>\$86.97</u> shall be charged for each inspector who is required to make a field inspection. Temporary CUs will be charged at a fee equal to the final CU cost in addition to the inspection fee. This fee will be required regardless of the length of time the TCU is needed: up to ninety (90) days for CUs and up to sixty (60) days for TCUs.	
C034	N. CU RE-INSPECTION FEE	
	When extra inspection trips are necessary due to 1) wrong address being given on call for inspection, 2) required corrections not being made or completed at time specified or 3) failure to provide access to the property or use, a fee of \$84.44 <u>\$86.97</u> for each inspector who must return shall be charged.	
	O. ALCOHOL FEES AND RENEWAL FEES	Renewal Fee
R300	Bar/Lounge Liquor Package Store, Cabaret nightclub, (Refer to C011)	78.38 <u>80.73</u> 377.63 <u>388.96</u>
R306	Restaurant with Liquor and/or Beer and Wine	78.38 <u>80.73</u>
R308	Other Alcoholic Beverage uses not listed	78.38 <u>80.73</u>
R303	Outdoor Patio	228.00 <u>234.84</u>
R305	Private Club: Liquor and/or Beer and Wine	228.00 <u>234.84</u>
R307	Restaurant and Lounge/Bar	156.75

222

**Department of Planning & Zoning
Fee Schedule**

161.45

V. ZONING APPLICATION FEES:

All application fees shall be paid in total, at the time of filing of the application, and no total fee shall be credited or refunded except when adjustment is warranted or deemed necessary due to departmental error. A refund of fifty percent (50%) of an original application fee may be refunded upon the withdrawal of an application when the written request for withdrawal is received within 60 days of the date of application. In no event, however, shall an appellant of a Community Zoning Appeals Board decision be entitled to a refund of the appeal fee.

Z999 In addition to the zoning fees set forth below, the following items shall be assessed a fee of ~~\$0.71~~ \$0.73 cents per notice for each additional notice mailed beyond a 500' radius. These fees shall be assessed for every occasion on which notices are mailed.

A. PUBLIC HEARING, ADMINISTRATIVE MODIFICATIONS AND REFORMATION FEES

Z100 Except as otherwise provided in B. through F. below, for every application for a zoning
Z101 change, or other zoning application, where a public hearing is required to be held and for every application where notices and advertisement are required there shall be paid to the Department of Planning and Zoning for the processing of each and every application, a minimum fee of ~~\$1,068.75~~ 1,100.81 or ~~\$2,137.50~~ 2,201.63 if the application is the result of a violation. The exact amount of each and every public hearing application fee is established by the addition of the following fees:

	Fee
Z104 Zone Change to AU/GU/RU1/RU2/RUIZ/EU/RU-1M (a)/RU-IM (b)	1,425.00 <u>1,467.75</u>
Z114 Zone Change to RUTH/MULTI-FAM/PAD	2,137.50 <u>2,201.63</u>
Z124 Zone Change to RU-5/RU-5A/OPD	2,850.00 <u>2,935.50</u>
Z134 Zone Change to BU	4,275.00 <u>4,403.25</u>
Z144 Zone Change to IU	3,562.50 <u>3,669.38</u>
Z115 Use Variance-AU/GU/RU-1/RU-2/RUIZ/EU	2,137.50 <u>2,201.63</u>
Z125 Use Variance-RUTH/MULTI-FAM/PAD	3,562.50 <u>3,669.38</u>
Z135 Use Variance-RU-5/RU5A-OPD	4,987.50 <u>5,137.13</u>
Z145 Use Variance-BU	4,987.50 <u>5,137.13</u>
Z155 Use Variance-IU	4,275.00 <u>4,403.25</u>
Z972 Non-Use Variance or Administrative Site Development Option (Residential)	712.50 <u>733.38</u>
Z973 Non-Use Variance or Administrative Site Development Option (Commercial, Industrial, Office)	1,425.00 <u>1,467.75</u>
Z974 Special Exception	2,850.00 <u>2,935.50</u>
Z975 Modify/Delete	1,425.00 <u>1,467.75</u>
Z976 Unusual Use	2,850.00 <u>2,935.50</u>
(1) Residential:	
Z977 Site Plan Review	1,425.00 <u>1,467.75</u>

**Department of Planning & Zoning
Fee Schedule**

Z978	Size of Property: \$712.50 per 10 acres or portion thereof	—\$712.50 <u>733.88</u>
Z979	Number of Units: \$356.25 per 15 units or portion thereof	356.25 <u>366.94</u>
 (2) Commercial:		
Z980	Site Plan Review	2,137.50 <u>2,201.63</u>
Z981	Size of Property: \$855.00 per 10 acres or portion thereof	855.00 <u>880.65</u>
Z982	Size of Building: \$285.00 per 5,000 sq. ft. or portion thereof	285.00 <u>293.55</u>
Z983 Z984	For every application for a non-use variance or ASDO for the new construction of, or addition to, a single family residence (one lot maximum) or duplex (one lot maximum), there shall be paid to the Department of Planning and Zoning a fee of \$1,567.50 <u>\$1,614.53</u> (\$1,852.50 <u>\$1,908.08</u> if the application is the result of a violation).	

C. UNUSUAL USE-MOBILE HOME AS A WATCHMAN'S QUARTERS

Z102 Z103	For every application for an unusual use for a trailer as a watchman's quarters, there shall be paid to the Department of Planning and Zoning a fee of \$1,567.50 <u>\$1,614.53</u> (\$1,852.50 <u>\$1,908.08</u> if the application is the result of a violation).
----------------------------	--

D. PUBLIC HEARINGS FOR PRIVATE SCHOOLS, HOUSES OF WORSHIP, ACLF, NURSING HOMES AND CONVALESCENT HOMES

Z985 Z986	For every public hearing application for the above uses, there shall be paid to the Department of Planning and Zoning a fee of \$2,850.00 <u>\$2,935.50</u> (\$3,562.50 <u>\$3,669.38</u> if the application is a result of a violation).
----------------------------	--

E. UNUSUAL USE-LAKE EXCAVATION

Z987 Z988	For every application for an unusual use for a lake excavation, there shall be paid to the Department of Planning and Zoning a minimum of \$712.50 <u>\$733.88</u> (\$1,047.38 <u>\$1,078.80</u> if the application is the result of a violation). The exact amount of each and every lake excavation public hearing fee is established the addition of the following fees:
Z989	Site Plan Review 1,068.75 <u>1,100.81</u>
Z990	10 acres or portion thereof of water surface area 299.25 <u>308.23</u>

F. NON-USE VARIANCE-SIGNS

Z997 Z998	For every application for a non-use variance for the installation of a sign(s), there shall be paid to the Department of Planning and Zoning a fee of \$2,137.50 <u>\$2,201.63</u> (\$2,850.00 <u>\$2,935.50</u> if the application is the result of a violation).
----------------------------	---

G. REVISIONS TO PUBLIC HEARING PLANS

Z116 Z117	Submittal of the first revised plan will be processed by the Department of Planning and Zoning at no additional cost to the applicant. Subsequent revisions will be processed at an additional charge of \$855.00 <u>\$880.65</u> (or \$1,140.00 <u>\$1,174.20</u> if submitted 30 days or less prior to hearing) per revised plan and shall be paid in total at the time of submittal to the Department of Planning and Zoning.
----------------------------	--

H. REVISIONS OF LEGAL DESCRIPTION

Rework of a legal description as a result of revisions, corrections, inconsistencies and/or missing items.	60.00 <u>618.00</u>
--	--------------------------------

224

Department of Planning & Zoning Fee Schedule

I. APPEALS OF COMMUNITY ZONING APPEALS BOARD DECISIONS

Z500 For every application for an appeal of a decision of the Community Zoning Appeals Board to the Board of County Commissioners, there shall be paid to the Department of Planning and Zoning for the processing of each and every application, a fee of ~~\$1,068.75~~ \$1,100.81, to be paid at the time of application. Site plan modifications, where permitted, to appeal requests will be processed at an additional cost of ~~\$855.00~~ \$880.65 (or ~~\$1,140.00~~ \$1,174.20 if submitted 30 days or less prior to hearing) per revised plan.

J. ENTRANCE FEATURE APPLICATION FEES

Z300
Z301
Z303 For every administrative application for an entrance feature, there shall be paid to the Department of Planning and Zoning, for the processing of each and every application, a fee of ~~\$712.50~~ \$733.88 (~~\$1,425.00~~ \$1,467.75 if the application is the result of a violation). All such fees shall be paid, in total, at the time of the filing of the application, and no fee shall be credited or refunded. First plan revision will be processed at no charge; subsequent revisions will be processed at ~~\$312.50~~ \$321.88 each.

K. APPEALS OF ENTRANCE FEATURE DECISIONS

Z302 For every application for an appeal of an entrance feature decision by the Miami-Dade County Plat Committee to the Community Zoning Appeals Board by an aggrieved property owner in the area, there shall be paid to the Department of Planning and Zoning, for processing of each and every application, a fee of ~~\$498.75~~ \$513.71, to be paid at the time of application. Pursuant to the provisions of Section 33-311(c)(2), an appeal by an aggrieved applicant shall be by the filing of a de novo application for public hearing before the Community Zoning Appeals Board, with the fee to be paid subject to the public hearing application fee provisions herein.

L. ADMINISTRATIVE ADJUSTMENT APPLICATION FEES

Any variance involving:

Z203	carport [max. 200 sq. ft.]	391.88 <u>403.64</u>
Z204	Utility shed [max. 100 sq. ft.]	391.88 <u>403.64</u>
Z205	Fence/wall	391.88 <u>403.64</u>
Z208	Storage of boat/RV	391.88 <u>403.64</u>
Z209	Interior/exterior integration area	391.88 <u>403.64</u>
Z211	Setback adjustments for attached/detached structure(s):	748.13 <u>770.57</u>
Z217	Any administrative adjustment involving tennis court, swimming pool or other recreational use	926.25 <u>954.04</u>
Z219	Any adjustment for the construction of a new residence	1,204.13 <u>1,240.25</u>
Z220	Other adjustments such as, but not limited to, lot area, lot frontage, lot coverage, etc.	926.25 <u>954.04</u>
Z221	Only one fee shall be assessed; should an application involve two (2) or more adjustments of a different category, the greater shall apply. For any application where a notice of violation has been issued, an additional fee of \$285.00 <u>\$293.55</u> shall be assessed.	

225

**Department of Planning & Zoning
Fee Schedule**

Z202 M. APPEALS OF ADMINISTRATIVE ADJUSTMENT DECISIONS

For every application for an appeal of an administrative adjustment decision of the Department of Planning and Zoning to the Community Zoning Appeals Board by any aggrieved property owner in the area, there shall be paid to the Department of Planning and Zoning, for the processing of each and every application, a fee of ~~\$811.00~~ \$836.35, to be paid at the time of application. Pursuant to the provisions of Section 33-311(c)(2), an appeal by an aggrieved applicant shall be by the filing of a de novo application for public hearing before the Community Zoning Appeals Board, with the fee to be paid subject to the public hearing application fee provisions herein.

Z600 N. APPEALS OF ADMINISTRATIVE DECISIONS OF DIRECTOR AND AMENDMENTS TO ZONING REGULATIONS

For every application, except for appeals of the issuance of a rockmining certificate of use pursuant to Article XI, Chapter 33, of the Miami-Dade County Code, for an appeal of the Department of Planning and Zoning Director's Administrative Decision relative to matters by any aggrieved property owner in the area concerned, or by any aggrieved applicant, or for any application for zoning hearing to the zoning regulations, there shall be paid to the Department of Planning and Zoning, for the processing of each and every application, a fee of ~~\$1,068.75~~ \$1,100.81, to be paid at the time of application. For any appeal of a decision of the Director in connection with the issuance of a rockmining certificate of use pursuant to the Rockmining Overlay Zoning Area in Chapter 33, of the Code of Miami-Dade County (ROZA overlay), the fees associated with such appeal shall be waived.

Z991 O. APPEALS OF ADMINISTRATIVE DECISIONS OF THE EXECUTIVE COUNCIL

For every application for an appeal of the Miami-Dade County Executive Council's (Development Impact Fee Committee) Administrative Decision by any aggrieved property owner in the area concerned, or by any aggrieved applicant, the appellant shall pay to the Department of Planning and Zoning, for the processing of each and every application, a fee of ~~\$498.75~~ \$513.71, to be paid at the time of application.

Z602 P. SEVERABLE USE RIGHTS

Application fee for use of severable use rights as provided by ordinance

(1) Basic application fee per bonus development "receiver" site ~~712.50~~ 733.88

Z703 Q. ADMINISTRATIVE SITE PLAN REVIEW FEE (RESIDENTIAL)

For every application for an administrative review of site plans for residential use where such site plans do not require approval at a public hearing, there shall be paid to the Department of Planning and Zoning, for the processing of each and every application, a minimum fee of ~~\$1,425.00~~ \$1,467.75.

Z704 The exact amount of each and every administrative site plan review fee is established by the addition of the
Z705 following fees: ~~\$712.50~~ \$733.88 per 10 acres or portion thereof, and ~~\$356.25~~ \$366.94 per 15 units or portion thereof

Z706 Submittal of the first revised plan will be assessed by the Department of Planning and Zoning at no additional cost to the applicant. Subsequent revisions will be processed at an additional charge of ~~\$855.00~~ \$880.65 per revised plan and shall be paid in total at the time of submittal to the Department of Planning and Zoning.

Z707 R. ADMINISTRATIVE SITE PLAN REVIEW FEE (COMMERCIAL)

For every application for an administrative review of site plans for commercial use where such site plans do not require approval at a public hearing, there shall be paid to the Department of Planning and Zoning, for the processing of each and every application, a minimum of ~~\$2,137.50~~ \$2,201.63.

Z708 The exact amount of each and every administrative site plan review fee is established by the addition of the
Z709 following fees: ~~\$855.00~~ \$880.65 per 10 acres or portion thereof, and ~~\$285.00~~ \$293.55 per 5,000 sq. ft. or portion thereof.

Z711 Submittal of the first revised plan will be processed by the Department of Planning and Zoning at no additional cost to the applicant. Subsequent revisions will be processed at an additional charge of ~~\$855.00~~ \$880.65 per revised plan and shall be paid in total at the time of submittal to the Department of Planning and Zoning.

226

Department of Planning & Zoning Fee Schedule

S. ADMINISTRATIVE LAKE PLAN REVIEW FEE

Z800 For every application for an administrative review of lake plans where such lake plans do not require approval at
Z801 a public hearing, there shall be paid to the Department of Planning and Zoning, for the processing of each and every application, a minimum of ~~\$1,068.75~~ \$1,100.81. The exact amount of each and every administrative lake plan review fee is established by the addition of the following fee: ~~\$299.25~~ \$308.23 per 10 acres or portion thereof of water surface area.

Z711 Submittal of the first revised plan will be assessed by the Department of Planning and Zoning at no additional cost to the applicant. Subsequent revisions will be processed at an additional charge of ~~\$855.00~~ \$880.65 per revised plan and shall be paid in total at the time of submittal to the Department of Planning and Zoning.

Z947 T. CLASS I PERMITS

For every review of a Class I permit application, there shall be paid at time of application to the Department of Planning and Zoning, a fee of ~~\$142.50~~ \$146.78.

Z948 U. CLASS IV PERMITS

For every review of a Class IV permit application where a zoning hearing is not required, there shall be paid at the time of application to the Department of Planning and Zoning, a fee of ~~\$142.50~~ \$146.78.

Z911 V. OTHER PROCESSING AND RESEARCH FEES

1) For each and every request for a Hearings Pre-Evaluation, there shall be paid to the Department of Planning and Zoning a fee of ~~\$50.00~~ \$51.50.

ZR53 2) In addition, the Department of Planning and Zoning may charge processing costs equal to actual staff time and related costs for matters which involve research, including review of legal agreements, distribution of zoning agenda listings to subscribing members of the public, letters reflecting preliminary assessment of a potential zoning related matter or matters involving platting inquiries, release of Unity of Title (U.T.) trending determinations, research of impact fees per folio number, etc. A minimum fee of ~~\$106.88~~ \$110.09 shall be charged. All Plat applications will be charged a total of ~~\$350.00~~ \$360.00 per application. Subsequent submittals will be processed at a fee of ~~\$200.00~~ \$206.00.

3) For each and every Pre-Purchase Inspection Service Request, the Department of Planning and Zoning shall be paid a fee of ~~\$300.00~~ \$309.00 for residential properties and ~~\$350.00~~ \$360.50 for commercial properties.

Z992 W. GOVERNMENTAL FACILITIES

For each and every application for a public hearing for a governmental facility, there shall be paid to the Department of Planning and Zoning, for the processing of each and every application, a fee of ~~\$1,781.25~~ \$1,834.69.

Z994 X. SHORELINE APPLICATIONS

For each and every application for Shoreline Review there shall be paid to the Department of Planning and Zoning, for costs associated with processing said application, a fee as follows:

1. DETERMINATIONS (Developmental Impact Committee Executive Council)

MP61	a. NEED FOR COMPLIANCE	250.00 <u>257.50</u>
MP62	b. EXEMPTIONS	584.25 <u>601.78</u>
MP63	c. VESTED RIGHTS	584.25 <u>601.78</u>
MP30	2. APPLICATION FEE (BASIC) (Applies to all development actions requiring Committee review) (Plat review subject to application fee only)	1,068.75 <u>1,100.81</u>
MP42	3. PLAN REVIEW (BASIC) (Site plan review)	1,425.00 <u>1,467.75</u>

**Department of Planning & Zoning
Fee Schedule**

4. MARINE CONSTRUCTION

MP65 Marinas - 50 Boat Slips & over = ~~712.50~~ 733.88

MP66 All Other Construction = ~~228.00~~ 234.84

Y. SUBSTANTIAL COMPLIANCE DETERMINATION

Z995 For each and every application for a substantial compliance determination, there shall be paid to the Department
Z965 of Planning and Zoning for the review of every application, a fee of ~~\$1,425.00~~ \$1,467.75 for residential and
Z510 ~~\$2,137.50~~ \$2,201.63 for commercial/industrial/office uses. First plan revision will be processed at no charge, subsequent plan revisions will be assessed a fee of ~~\$855.00~~ \$880.65 each.

Z921 **Z. ZONING KIT AND SUBSCRIPTIONS**

For each and every subscription request for Zoning agendas, there shall be paid to the Department of Planning and Zoning, an annual subscription fee of ~~\$213.75~~ \$220.16.

Z931 **AA. ZONING LOGBOOK AND AGENDA SUBSCRIPTION**

For each and every subscription request for copies of the zoning logbook and each agenda of monthly hearing files, there shall be paid to the Department of Planning and Zoning, an annual subscription fee of ~~\$106.88~~ \$110.09.

Z996 **BB. HEARING TAPES**

For the preparation of a copy of a hearing tape upon request, for each and every tape requested, there shall be paid to the Department of Planning and Zoning, a fee of ~~\$35.63~~ \$36.70.

CC. RE-ADVERTISEMENT AND RE-NOTIFICATION FOR DEFERRED OR REMANDED HEARING APPLICATIONS

ZR67 For each and every zoning hearing application that is deferred or remanded to a date not yet advertised, there shall be paid to the Department of Planning and Zoning, a fee based on the actual cost of re-advertisement and re-notification, plus ~~\$62.50~~ \$64.38 for applications involving Community Zoning Appeals Board. A ~~\$312.50~~ \$321.88 fee shall be charged for Board of County Commissioners deferral, payable to the Board of County Commissioners.

VI. ZONING INSPECTION FEE

A. INSPECTION FEE

Z068 All inspections required as a result of a building permit will be assessed this fee. In addition, this zoning
ZR60 inspection fee will be tied to all completion holds. When extra inspection trips are necessary due to 1) wrong address being given on call for inspection, 2) required corrections not being made or completed at time specified, or 3) failure to provide access to the property use, a fee of ~~\$84.44~~ \$86.97 for the inspector to return shall be charged.

B. INSPECTIONS REQUIRING OVERTIME

Z069 Charges for zoning inspections, which are requested in advance and which require that employee work overtime
ZR62 will be at a rate of ~~\$93.75~~ \$96.56 per hour and in accordance with applicable employee contracted bargaining agreements.

Department of Planning & Zoning Fee Schedule

VII. GENERAL INFORMATION

A. CONCURRENCY REVIEW

- CN01**
CN02
1. A fee of six (6%) percent (for concurrency review) of the total permit fee, CU or zoning application fee, will be added to original fees where a concurrency review was performed.
 2. Concurrency Information Letters: Fees for Concurrency Information Letters shall be as follows to cover the cost of preparing informational letters.

MP27 Minor Letter: \$100.00
These require routine to moderate research and analysis, standard preparation and processing time.

MP57 Major Letter: \$200.00
These require extraordinary research and analysis, and/or special preparation and handling.

B. IMPACT FEES

Impact Fees are assessed on certain building permits, including re-application on expired permits (contact the Impact Fee Section for details on these fees).

C. PREPARATION OF CERTIFIED RECORDS FOR COURT APPEALS

For the purpose of court appeals, wherein the Director of the Department of Planning and Zoning is requested to make available the records upon which the decision of the Board of County Commissioners or Community Zoning Appeals Board or other administrative board is based, there shall be paid to the Department of Planning and Zoning, for the preparation of a certified copy of the records, a fee of ~~\$391.88~~ \$403.64, to be paid at the time of request.

D. COPIES OF DEPARTMENTAL RECORDS, VERIFICATION OF DOCUMENTS AND RESEARCH OF PLANS (EXPANDED)

ZR49	Plan reproduction from microfilm or document larger than 14 inches by 8 1/2 inches per sheet	7.13 <u>7.34</u>
X047	Reproduced records – per page (also refer to pg. 13, other Processing Fee)	0.19 <u>0.20</u>
X030	Double sided copy - per page	0.25 <u>0.26</u>
	Certified copies in addition to photocopy - per page	1.25 <u>1.29</u>
	Official copy of CU record	12.50 <u>12.88</u>
	Verification of legal description on documents prepared for recordation	12.50 <u>12.88</u>
RS23	Digital Maps, scanned images	35.63 <u>36.70</u>
	Minimum	8.94 <u>9.18</u>
	Special map requests	75.00 <u>77.25</u>
X006	Notary public service - per document	1.25 <u>1.29</u>
	Minimum	0.34 <u>0.32</u>
ZR52	Research and ordering plans	

E. FEES BASED ON ESTIMATED COST - DOCUMENTATION REQUIREMENTS

The Department may require the permit applicant to submit appropriate documentation as proof of estimated cost of construction used to compute permit fees.

**Department of Planning & Zoning
Fee Schedule**

F. PUBLICATIONS

The Department gathers and analyzes data about land use and population patterns within Miami-Dade County. These publications are available as priced, plus postage and handling if mailed in the United States. The department also publishes other documents related to the maintenance and update of the CDMP, including the continuing amendment cycles, and other specialized reports and documents.

G. LATE PAYMENT CHARGES ON UNPAID AMOUNTS DUE TO THE DEPARTMENT OF PLANNING AND ZONING

Billings covered by contracts, agreements, or other formal arrangements for services rendered by the department are due within 45 days from the date of the invoice. Full payment of the account balance must be received by the past due date set forth on the invoice. A monthly late payment charge will be assessed on any outstanding balance at the rate of 10% thereafter, until payment is received in full.

H. SURCHARGE

**SUR 8
SUR 1**

A zoning fee surcharge of eight percent was implemented for seven years beginning on October 1, 2003.

I. IMAGES – ON LINE

The department provides imaged records on line relating to land use files and are available using the established fees.

J. Conversion of Documents to Images (scanning) – Charge per Page Fee

X060	i. Letter Size	0.25 <u>0.26</u>
X061	ii. Legal Size	0.29 <u>0.30</u>
X063	iii. E-Size	0.99 <u>1.02</u>

K. REFUNDS

A full refund less ~~\$50.00~~ \$51.50 of the application/permit fee paid shall be granted to a customer who requests a refund provided:

- 1) That the refund amount is greater than \$50.00; and
- 2) That the department receives a written request from the customer prior to the application/permit expiration date; and
- 3) That the customer submits with such request the applicant's validated copy of such application/permit

VIII. DEVELOPMENT IMPACT COMMITTEE LARGE SCALE APPLICATIONS

MP29

For each and every application for a Developmental Impact Committee Large Scale Application there shall be paid to the Department of Planning and Zoning, for costs associated with said application, a fee as follows:

A. BASIC FEE: ~~\$8,122.50~~ \$8,366.18 Site Plan Review, District Boundary Change, DRI Development Order, or DRI Substantial Deviation Determination, Rapid Transit and Essentially built-out DRI.

MP292

~~\$12,397.50~~ \$12,769.43 Applications requesting two or more of the above

**Department of Planning & Zoning
Fee Schedule**

ZE001

B. SIZE OF APPLICATION: Applied to all Applications (total net acreage):

0-19.9 \$1,067.33 <u>\$1,099.35</u>	20-29.9 \$1,833.98 <u>1,889.00</u>	30-39.9 \$2,697.53 <u>\$2,778.46</u>	40-49.9 \$3,564.18 <u>\$3,568.11</u>
50-69.9 \$4,230.83 <u>\$4,357.75</u>	70-89.9 \$5,110.05 <u>\$5,263.35</u>	90-119.9 \$5,883.83 <u>\$6,060.34</u>	120-159.9 \$6,733.13 <u>\$6,935.12</u>
160-239.9 \$7,506.90 <u>\$7,732.11</u>	240-319.9 \$8,273.55 <u>\$8,521.76</u>	320-399.9 \$9,144.23 <u>\$9,418.56</u>	400-479.9 \$9,910.88 <u>\$10,208.21</u>
480-559.9 \$10,784.40 <u>\$11,107.93</u>	560-over \$11,541.08 <u>\$11,887.31</u>		

ZE002

C. NUMBER OF UNITS: Applied to all Residential Site Plan Reviews (including mobile homes):

0-274 \$1,067.33 <u>\$1,099.35</u>	275-299 \$1,638.75 <u>\$1,687.91</u>	300-324 \$2,215.88 <u>\$2,282.36</u>	325-349 \$2,795.85 <u>\$2,879.73</u>
350-399 \$3,374.40 <u>\$3,475.63</u>	400-449 \$3,952.95 <u>\$4,071.54</u>	450-524 \$4,524.38 <u>\$4,660.11</u>	525-599 \$5,151.38 <u>\$5,305.92</u>
600-699 \$5,690.03 <u>\$5,860.73</u>	700-799 \$6,260.03 <u>\$6,447.83</u>	800-949 \$6,838.58 <u>\$7,043.74</u>	950-1099 \$7,425.68 <u>\$7,648.45</u>
1100-1399 \$7,995.68 <u>\$8,235.55</u>	1400-over \$8,567.10 <u>\$8,824.11</u>		

ZE003

D. FLOOR SPACE: Applied to Office, Business, Industrial, et al., Site Plan Reviews:

0-124,999 \$1,067.33 <u>\$1,099.35</u>	125,000-149,999 \$1,923.75 <u>\$1,981.46</u>	150,000-174,999 \$2,894.18 <u>\$2,981.01</u>
175,000-199,999 \$3,838.95 <u>\$3,954.12</u>	200,000-224,999 \$4,719.60 <u>\$4,861.19</u>	225,000-249,999 \$5,672.93 <u>\$5,843.12</u>
250,000-274,999 \$6,553.58 <u>\$6,750.19</u>	275,000-299,999 \$7,506.90 <u>\$7,732.11</u>	300,000-349,999 \$8,468.78 <u>\$8,722.84</u>
350,000-399,999 \$9,340.88 <u>\$9,621.11</u>	400,000-449,999 \$10,311.30 <u>\$10,620.64</u>	450,000-499,999 \$11,174.85 <u>\$11,510.10</u>
500,000-599,999 \$12,129.60 <u>\$12,493.49</u>	600,000-over \$13,090.05 <u>\$13,482.75</u>	

**Department of Planning & Zoning
Fee Schedule**

- ZE010** **E. ADDITIONAL SITE PLANS: ~~\$2,307.08~~\$2,376.29 /each**
- ZE020** **F. ADDITIONAL DISTRICT BOUNDARY CHANGES: ~~\$1,148.55~~\$1,183.01 /each**
- ZE030** **G. SUPPLEMENTAL Development of Regional Impact Fee**
~~\$11,541.08~~ \$11,887.31- Development Order
- H. CHARTER SCHOOLS**
- Z727** Basic fee ~~\$2,137.50~~ \$2,201.63
- Z728** Size of property (~~\$855.00~~ \$880.65– per 10 acres or portion thereof)
- Z729** Size of buildings (~~\$285.00~~ \$293.55 per 5,000 sq. ft. or portion thereof)
- Z731** ~~\$855.00~~ \$880.65 per revised plan submitted (first revision is processed at no charge)

I. NOTICES

Additional cost of mailing notices will be assessed on all Essential Built-Out DRI and Charter School applications.

IX. VESTED RIGHTS/TAKINGS FEE

For each and every application for a vested rights determination, there shall be paid to the Department of Planning and Zoning, for costs associated with the application, a fee as follows:

MP31 **A. SECTION 2-114.1 - MIAMI-DADE COUNTY CODE - VESTED RIGHTS/TAKING-BASE FEE**

~~\$1,809.75~~ \$1,864.04 (whichever is less)
~~\$1,809.75~~ \$1,864.04 (flat fee) for all other uses

SECTION 2-114.2, 2-114.3, or 2-114.4 - MIAMI-DADE COUNTY CODE - VESTED RIGHTS

~~\$477.38~~ \$491.70 Permit
~~\$1,081.58~~ \$1,114.03 Resolution - Board of County Commissioners' Action

B. VESTED RIGHTS/TAKINGS -- SIZE OF APPLICATION

MP75 **SECTION 2-114.2 - MIAMI-DADE COUNTY CODE - SUPPLEMENTAL VESTED RIGHTS**

0-10 ACRES	10.1-50.0 ACRES	50.1 ACRES – OVER
\$1,457.78 <u>\$1,501.51</u>	\$2,351.25 <u>\$2,421.79</u>	\$3,173.48 <u>\$3,268.68</u>

MP76 **SECTION 2-114.3 - MIAMI-DADE COUNTY - REAFFIRMATION OF VESTED RIGHTS STATUS**

0-10 ACRES	10.1-50.0 ACRES	50.1 ACRES-over
\$931.95 <u>\$959.91</u>	\$1,762.73 <u>\$1,815.61</u>	\$2,640.53 <u>\$2,719.75</u>

MP77 **SECTION 2-114.4 - MIAMI-DADE COUNTY CODE - MODIFICATION TO A PREVIOUSLY VESTED PLAN**

0-10 ACRES	10.1-50.0 ACRES	50.1 ACRES – OVER
\$931.95 <u>\$959.91</u>	\$1,762.73 <u>\$1,815.61</u>	\$2,640.53 <u>\$2,719.75</u>

**Department of Planning & Zoning
Fee Schedule**

X. EXTENSION OF CAPACITY RESERVATION

MP34 For each and every application for an extension of capacity reservation, there shall be paid to the Department of Planning and Zoning a fee as follows:

SECTION 33G-6 MIAMI-DADE COUNTY CODE
~~\$1,809.75~~ \$1,864.04

XI. APPEALS OF PLAT COMMITTEE DECISIONS

MP35 For each and every application for an appeal of a Plat Committee Decision [Section 28-7(F)], there shall be paid to the Department of Planning and Zoning a fee as follows:

~~\$884.93~~ \$911.48 flat fee

XII. APPEALS OF IMPACT FEES ASSESSMENTS: SECTION 33E-15 (ROAD); SECTION 33I-13 (POLICE); SECTION 33J-14 (FIRE); SECTION 33H-16 (PARK) AND SECTION 33K-14 (SCHOOL-MIAMI-DADE COUNTY CODE)

MP33 For each and every application for an appeal of the above listed impact fee assessments, there shall be paid to the Department of Planning and Zoning a fee as follows:

~~\$203.78~~ \$209.89 per single family residential unit up to four units

Over four units ~~\$884.93~~ \$911.48 flat fee

~~\$884.93~~ \$911.48 flat fee all other applications

XIII. ADJUSTMENT OF LANDSCAPING REQUIREMENTS APPLICATION FEES

MP32 For every application for an adjustment of landscaping requirements, there shall be paid to the Department of Planning and Zoning, for the processing of each and every application, a fee as follows:

~~\$203.78~~ \$209.89 per single family residential unit up to four units

Over four units ~~\$884.93~~ \$911.48 flat fee

~~\$884.93~~ \$911.48 flat fee all other applications

XIV. LAKES AND LANDFILLS

C012 Original permit (CU) fee for new Lakes and/or Landfills ~~\$494.48~~ \$509.31

C029 Renewal of permits (CU) for Lakes and/or Landfills including Rockmining Uses located either outside or inside the boundaries of the Rockmining Overly Zoning Area (ROZA) ~~\$250.80~~ \$258.32

C042 Original permit (CU) fee for new Lakes and/or Landfills including Rockmining Uses located inside the boundaries of the Rockmining Overly Zoning Area (ROZA) ~~\$1,562.50~~ \$1,609.38.

C043 The exact amount of each and every administrative lake and landfill plan review fee inside the ROZA is established by the addition of a fee equivalent to the cost of each advertisement in both a newspaper of general circulation with over 100,000 subscribers and in an additional 5 newspapers, as required pursuant to the ROZA regulations within the Code of Miami Dade County.

XV. ZONING PLANS PROCESSING FEE

A. INITIAL LANDSCAPE FEE

A246 Residential (single and duplex) ~~\$50.00~~ \$51.50

A247 Commercial/Industrial and all multi-family residential and all others ~~\$93.75~~ \$96.56

B. RE-WORK FEES

Department of Planning & Zoning Fee Schedule

A046 A fee of ~~\$106.88~~ \$110.09 may be charged for failure to make required correction previously indicated.

C. REVISED LANDSCAPING PLANS FEE

A067 Landscaping plan revision after permit is issued shall be subject to a fee of ~~\$118.75~~ \$122.31.

XVI. ZONING REVIEW FEE ASSOCIATED WITH BUILDING PROCESS

A zoning review fee related to the permitting process such as the zoning plans processing review and the zoning inspection process is being split from the building fee, therefore creating a zoning review fee.

1. REVISED PLANS FEE

A. REVISED PLANS PROCESSING FEE

1. Major plan revision after permit is issued shall be subject to a fee of 50% of the original permit fee up to a maximum of ~~\$1,425.00~~ \$1,467.75.

ZR55 2. Minor plan revisions shall be subject to a fee at the rate of ~~\$1.43~~ \$1.47 per minute of time for each review that takes longer than 5 minutes.

B. "UP-FRONT" PROCESSING FEE

ZR01 When the building permit application is received for the construction of a new Single Family Residence or
ZR02 Duplex, the applicant shall pay an "up-front" processing fee equal to ~~\$0.04~~ for each square foot or fractional
ZR03 part thereof, or ~~\$0.013~~ per dollar in estimated value or fractional part when square footage does not apply.
ZR04 When a building permit application is received for a commercial project, the applicant shall pay an "up-front"
 processing fee equal to ~~\$1.43~~ \$1.47 per 100 square foot or fractional part or ~~\$0.23~~ for each \$114.00 of
 estimated value or fractional part thereof. This processing fee is not refundable, but shall be credited toward
 the final building permit fee.

C. MINIMUM FEE FOR BUILDING PERMIT

The minimum fee for all building permits is applicable to all items in this ~~50.00~~ 51.50
 section except as otherwise specified.

(With the exception of fees associated with windows, trusses, doors, skylights and all required shop drawings, which are already included in the basic building permit fee, this minimum fee does not apply to add-on building permit fees issued as supplementary to current outstanding permits for the same job.)

D. NEW BUILDING OR ADDITIONS

ZR05	New construction Single Family and Duplex above 1000 sq. ft. – Group I per sq. ft.	0.085 <u>0.09</u>
ZR06	Prefabricated utility shed with slab (max 100 sq. ft. of floor area). Single Family and Duplex (Group I) - Attached Structures	11.40 <u>11.74</u>
ZR07	0 to 100 sq. ft. in floor area.	15.68 <u>16.15</u>
ZR08	101 to 300 sq. ft. in floor area.	25.65 <u>26.42</u>
ZR09	301 to 500 sq. ft. in floor area.	37.05 <u>38.16</u>
ZR10	501 to 1000 sq. ft. in floor area.	66.98 <u>68.99</u>
ZR11	Above 1000 sq. ft. per sq. ft.	0.085 <u>0.09</u>

Department of Planning & Zoning Fee Schedule

Single Family and Duplex (Group I) Detached Structures

ZR07	0 to 100 sq. ft. in floor area.	15.68 <u>16.15</u>
ZR08	101 to 300 sq. ft. in floor area.	25.65 <u>26.42</u>
ZR09	301 to 500 sq. ft. in floor area.	37.05 <u>38.16</u>
ZR10	501 to 1000 sq. ft. in floor area.	66.98 <u>68.99</u>
ZR11	Above 1000 sq. ft. per sq. ft.	0.085 <u>0.09</u>
ZR17	Alterations or repairs to Single Family Residence or Duplex (Group I) per \$1.00 of estimated cost or fractional part	0.014 <u>0.01</u>
	Minimum Fee	50.00 <u>51.50</u>
	Maximum Fee	179.55 <u>184.94</u>
ZR18	Repairs due to fire damage per \$1.00 of estimated cost or fractional part (copy of construction contract required)	0.014 <u>0.014</u>
	Minimum Fee	66.98 <u>68.99</u>
	Maximum Fee	179.55 <u>184.94</u>
ZR19	Storage & Industrial Use of Group E & F occupancies 100 sq. ft. or fractional part of floor area.	2.78 <u>2.86</u>
ZR20	Shade Houses per 100 sq. ft. or fractional of floor area.	0.10
ZR63	Agricultural buildings where site is 5 acres or more	68.75 <u>70.81</u>
ZR64	Agricultural buildings where site is less than 5 acres	81.25 <u>83.69</u>
ZR22	Mobile Homes additions - each 100 sq. ft. or fractional part of floor area.	2.08 <u>2.14</u>
	Minimum Fee	50.00 <u>51.50</u>
ZR12	Tents 0 - 5000 sq. ft.	50.00 <u>51.50</u>
ZR13	over 5000 sq. ft.	50.00 <u>51.50</u>
ZR23	All others, including temporary building for construction, per 100 sq. ft. or fractional part of floor area.	3.14 <u>3.23</u>
	Minimum	66.98 <u>68.99</u>
ZR24	FOR STRUCTURES OF UNUSUAL SIZE OR NATURE AS ARENAS, STADIUMS AND WATER AND SEWER PLANTS THE FEE SHALL BE BASED ON ½ OF 1% OF THE ESTIMATED CONSTRUCTION COST	0.006 <u>0.01</u>
	5. NEW CONSTRUCTION OTHER THAN AS SPECIFIED HEREIN: (WATER TOWERS, PYLONS, BULK STORAGE-TANK FOUNDATIONS, UNUSUAL LIMITED-USE BUILDINGS, MARQUEES, AND SIMILAR CONSTRUCTION)	
ZR68	For each \$1,000 of estimated cost or fractional part	2.56 <u>2.64</u>
	Minimum Fee	50.00 <u>51.50</u>
	6. ALTERATIONS AND REPAIRS TO BUILDING, PAVING/RESTRIPIING/RESURFACING/ SEAL COATING, AND OTHER STRUCTURES (EXCEPT GROUP I)	

**Department of Planning & Zoning
Fee Schedule**

ZR26	For each \$100 of estimated cost or fractional part	0.38 <u>0.39</u>
	Minimum Fee	50.85 <u>61.65</u>
ZR27	7. MOVING BUILDINGS FOR OTHER STRUCTURES	2.85 <u>2.94</u>
	For each 100 sq. ft. or fractional part thereof (does not include cost of new foundation or repairs to buildings or structure)	
ZR28	8. SLABS	50.00 <u>51.50</u>
	9. FENCES AND/OR WALLS Chainlink	
ZR29	0 - 500 linear ft.	50.00 <u>51.50</u>
ZR30	501 - 1000 linear ft. each additional linear ft. over 1000 Minimum Fee	50.00 <u>51.50</u> <u>0.14</u> 50.00 <u>51.50</u>
ZR31	Wood each linear ft. Minimum Fee	0.20 <u>0.21</u> 50.00 <u>51.50</u>
ZR32	Concrete each linear ft.	0.34 <u>0.35</u>
	10. SWIMMING POOLS, SPAS, AND HOT TUBS	
ZR33	Installation of Swimming Pool/Spa	50.00 <u>51.50</u>
ZR34	Repair of Swimming Pool/Spa	50.00 <u>51.50</u>
	11. TEMPORARY PLATFORMS AND TEMPORARY BLEACHERS TO BE USED FOR PUBLIC ASSEMBLY	
ZR35	For each 100 sq. ft. or fractional part of platform area Minimum Fee	1.56 <u>1.61</u> 50.00 <u>51.50</u>
ZR36	For each 100 linear feet or fractional part of seats	1.29 <u>1.33</u>
	12. SCREEN ENCLOSURES, CANOPIES & AWNINGS	
ZR37	(a) Screen enclosures Each 100 sq. ft. or fraction thereof	2.64 <u>2.72</u>
ZR38	(b) Free standing canopies For each \$1,000 of estimated cost or fractional part Minimum Fee	2.43 <u>2.50</u> 50.00 <u>51.50</u>
ZR39	(c) Awnings and Canopies Horizontal projection per sq. ft. area covered Minimum Fee	<u>0.03</u> 50.00 <u>51.50</u>
	13. SIGN PERMIT FEES	
	(a) Minimum sign fee	50.00 <u>51.50</u>
ZR41	b) Signs-non-illuminated painted wall signs and balloons (per sq. ft.) - illuminated signs under electrical permits	0.38 <u>0.39</u>

236

Department of Planning & Zoning Fee Schedule

	c) Mural Signs - original mural sign permit application	350.00 <u>360.50</u>
	Subsequent plan revisions	175.00 <u>180.25</u>
ZR42	Annual Renewal of Class C signs on or before October 1st of each year (per sign)	50.00 <u>51.50</u>
ZR14	Quarterly Renewal of Class A sign (temporary)	106.25 <u>109.44</u>
ZR15	Annual Renewal of Class C signs (billboards)	50.00 <u>51.50</u>
ZR43	14. TIE DOWN Tie Down Inspection Fee: (This does not include installation of meter mounts and service equipment. Separate mechanical, plumbing and related electrical permits are required)	50.00 <u>51.50</u>
ZR44	15. SATELLITE DISH All trades each	 50.00 <u>51.50</u>
ZR45	16. ORNAMENTAL IRON Per sq. ft. coverage Minimum Fee	 0.014 <u>0.01</u> 50.00 <u>51.50</u>
	17. SIGNS & ARCHITECTURAL FEATURES (INDOOR NEONS)	
ZR46	Per sq. ft. of sign Minimum fee	0.38 <u>0.39</u> 50.00 <u>51.50</u>
ZR47	Repairs and re-connection each	50.00 <u>51.50</u>
ZR48	Neon strips each 5 ft. or fractional part Minimum fee	0.71 <u>0.73</u> 50.00 <u>51.50</u>

18. All permits for renewals shall be assessed a fee of 50% of the original permit fee (except where the minimum permit fee was assessed) if permit is renewed within 6 months or less. If permit is renewed after 6 months, then 100% of the original fee shall be assessed. In no event shall the fee be less than the minimum fee listed for that permit.

XVII. CHAPTER 163 DEVELOPMENT AGREEMENTS

MP78	A one-time fee of \$1,250 <u>\$1,287.50</u> shall be paid to the Department of Planning and Zoning for the initial review of a Chapter 163 Development Agreement.
-------------	--

XVIII. FEE FOR MONITORING DEVELOPMENT OF REGIONAL IMPACT AND OTHER MAJOR PROJECTS

ZE060	A. \$250 <u>\$257.50</u> for every status report submittal
ZE065	B. A \$150 <u>\$154.50</u> additional fee shall be paid to the Department for all late submittals of status reports.

XIX. HISTORIC PRESERVATION FEES

	Fee
A. Certificate of Appropriateness (COA)	
Administrative	No Charge
HP10 Demolition COA	500.00
HP15 New Construction	500.00
HP20 Relocation	100.00
HP25 All other HP Board COA's	150.00
HP30 After the Fact Administrative	50.00
HP35 After the Fact HPB Review	300.00

**Department of Planning & Zoning
Fee Schedule**

HP40	B. Certificate to Dig (CTD) Approval Letter	250.00
HP50	C. Ad-valorem Tax Abatement Application	250.00
	D. Cultural Resource Assessment (CRA)	
HP60	Initial Review	No Charge
HP65	Site Visit Required (CRA requests from the Office of Community and Economic Development are exempt from this fee)	100.00
HP70	E. Designation Requests Individual Sites	100.00
HP75	Districts (per platted lot) or \$600, whichever is less	10.00 per lot (or up to 600.00)
HP80	F. Deferment or Continuance of Hearing After the Legal Ad has been placed	150.00

I. O. No.: 4-110

Ordered: ~~09/18/2009~~09/18/2009

Effective: ~~10/01/2009~~10/01/2009

MIAMI-DADE COUNTY
IMPLEMENTING ORDER

SCHEDULE OF RATES, FEES AND CHARGES FOR MIAMI-DADE WATER AND SEWER
DEPARTMENT

AUTHORITY:

~~Section 4.02 of the~~ The Miami-Dade County Home Rule Amendment and Charter, including among others, Sections 1.01 and 2.02A, and Chapters 2 and 32 of the Code of Miami-Dade County.

SUPERSEDES:

This Implementing Order (IO) ~~supersedes previous IO 4-110~~ ordered September 2018, 20079 and effective October 1, 20079.

POLICY:

This Implementing Order provides a schedule of rates, fees and charges for water and sewer service.

PROCEDURE:

The Director of the Miami-Dade Water and Sewer Department shall be responsible for the billing and collection of rates, fees and charges and the delivery of the required services pursuant to Chapter 2 and 32 of the Code of Miami-Dade County and this Implementing Order. Every year, or earlier, if need be, the Director shall review all rates, fees and charges in terms of cost and recommend necessary changes to the County Manager through this Implementing Order procedure.

RATES, FEES AND CHARGES SCHEDULE:

The schedule adopted by this Implementing Order is attached hereto and made a part hereof.

This Implementing Order is hereby submitted to the Board of County Commissioners of Miami-Dade County, Florida.

County Manager

**MIAMI-DADE WATER AND SEWER DEPARTMENT
SCHEDULE OF RATES**

RESIDENTIAL CUSTOMERS

WATER:

Effective Proposed
October 1, 2008 October 1, 2009

Meter Charge:

Monthly Charge

Meter Size

5/8"	\$3.20	\$3.20
1"	\$8.00	\$9.44
1.5"	\$16.00	\$18.88
2"	\$25.60	\$30.21
3"	\$51.20	\$60.42
4"	\$80.00	\$94.40
6"	\$160.00	\$188.80
8"	\$256.00	\$302.08
10"	\$368.00	\$434.24
12"	\$688.00	\$811.84
14"	\$1,280.00	\$1,510.40
16"	\$1,760.00	\$2,076.80

Flow Rate All Usage:

Monthly Charge

Usage per 100 cubic feet (ccf):

0 to 5 ccf	\$0.3740	\$0.3740
6 to 9 ccf	\$1.7204	\$2.2569
10 to 17 ccf	\$2.4834	\$2.9304
18 ccf and over	\$3.2837	\$3.8748

Usage per 1,000 gallons:

0 to 3,740 gallons	\$0.50	\$0.50
3,741 to 6,750 gallons	\$2.30	\$3.0172
6,751 to 12,716 gallons	\$3.32	\$3.9176
12,717 gallons and over	\$4.39	\$5.1802

NOTE: 100 cubic feet (ccf) equals 748 gallons

240

**MIAMI-DADE WATER AND SEWER DEPARTMENT
SCHEDULE OF RATES**

RESIDENTIAL CUSTOMERS

WATER:

Effective Proposed
October 1, 2008 October 1, 2009

Meter Charge:

Quarterly Charge

Meter Size

5/8"	\$9.60	\$9.60
1"	\$24.00	<u>\$28.32</u>
1.5"	\$48.00	<u>\$56.64</u>
2"	\$76.80	<u>\$90.63</u>
3"	\$153.60	<u>\$181.26</u>
4"	\$240.00	<u>\$283.20</u>
6"	\$480.00	<u>\$566.40</u>
8"	\$768.00	<u>\$906.24</u>
10"	\$1,104.00	<u>\$1,302.72</u>
12"	\$2,064.00	<u>\$2,435.52</u>
14"	\$3,840.00	<u>\$4,531.20</u>
16"	\$5,280.00	<u>\$6,230.40</u>

Flow Rate All Usage:

Quarterly Charge

Usage per 100 cubic feet (ccf):

0 to 15 ccf	\$0.3740	\$0.3740
16 to 27 ccf	\$1.7204	<u>\$2.2569</u>
28 to 51 ccf	\$2.4834	<u>\$2.9304</u>
52 ccf and over	\$3.2837	<u>\$3.8748</u>

Usage per 1,000 gallons:

0 to 11,220 gallons	\$0.50	\$0.50
11,221 to 20,250 gallons	\$2.30	<u>\$3.0172</u>
20,251 to 38,148 gallons	\$3.32	<u>\$3.9176</u>
38,149 gallons and over	\$4.39	<u>\$5.1802</u>

Usage per 1,000 gallons:

NOTE: 100 cubic feet (ccf) equals 748 gallons

241

**MIAMI-DADE WATER AND SEWER DEPARTMENT
SCHEDULE OF RATES**

MULTI-FAMILY DWELLINGS (MFD)

WATER:

Effective	Proposed
<u>October 1, 2008</u>	<u>October 1, 2009</u>

Meter Charge:

Monthly Charge

Meter Size

5/8" to 16"

\$2.56

\$2.56

Meter charge will be applied per unit

Flow Rate All Usage Per Unit:

Monthly Charge

Usage per 100 cubic feet (ccf):

0 to 4 ccf

\$0.3740

\$0.3740

5 to 7 ccf

\$1.7204

\$2.2569

8 to 14 ccf

\$2.4834

\$2.9304

15 ccf and over

\$3.2837

\$3.8748

Usage per 1,000 gallons:

0 to 2,992 gallons

\$0.50

\$0.50

2,993 to 5,400 gallons

~~\$2.30~~

\$3.0172

5,401 to 10,173 gallons

~~\$3.32~~

\$3.9176

10,174 gallons and over

~~\$4.39~~

\$5.1802

NOTE: 100 cubic feet (ccf) equals 748 gallons

242

**MIAMI-DADE WATER AND SEWER DEPARTMENT
SCHEDULE OF RATES**

MULTI-FAMILY DWELLINGS (MFD)

WATER:

<u>Effective</u> <u>October 1, 2008</u>	<u>Proposed</u> <u>October 1, 2009</u>
--	---

Meter Charge:

Quarterly Charge

Meter Size

5/8" to 16"

\$7.68

\$7.68

Meter charge will be applied per unit

Flow Rate All Usage Per Unit:

Quarterly Charge

Usage per 100 cubic feet (ccf):

0 to 12 ccf

\$0.3740

\$0.3740

13 to 21 ccf

\$1.7204

\$2.2569

22 to 42 ccf

\$2.4834

\$2.9304

43 ccf and over

\$3.2837

\$3.8748

Usage per 1,000 gallons:

0 to 8,976 gallons

\$0.50

\$0.50

8,977 to 16,200 gallons

\$2.30

\$3.0172

16,201 to 30,519 gallons

\$3.32

\$3.9176

30,520 gallons and over

\$4.39

\$5.1802

NOTE: 100 cubic feet (ccf) equals 748 gallons

243

**MIAMI-DADE WATER AND SEWER DEPARTMENT
SCHEDULE OF RATES**

NON-RESIDENTIAL CUSTOMERS

WATER:

Effective Proposed
October 1, 2008 October 1, 2009

Meter Charge:

Monthly Charge

Meter Size

5/8"

\$3.20

\$3.20

Flow Rate All Usage:

Monthly Charge

Usage per 100 cubic feet (ccf):

0 to 5 ccf

\$0.3740

\$0.3740

6 to 9 ccf

\$1.7204

\$2.2569

10 to 17 ccf

\$2.4834

\$2.9304

18 ccf and over

~~\$3.2837~~

\$3.8748

Usage per 1,000 gallons:

0 to 3,740 gallons

\$0.50

\$0.50

3,741 to 6,750 gallons

~~\$2.30~~

\$3.0172

6,751 to 12,716 gallons

~~\$3.32~~

\$3.9176

12,717 gallons and over

~~\$4.39~~

\$5.1802

NOTE: 100 cubic feet (ccf) equals 748 gallons

Meter Charge:

Monthly Charge

Meter Size

1"

\$8.00

\$9.44

Flow Rate All Usage:

Monthly Charge

Usage per 100 cubic feet (ccf):

0 to 13 ccf

\$0.3740

\$0.3740

14 to 23 ccf

\$1.7204

\$2.2569

24 to 43 ccf

\$2.4834

\$2.9304

44 ccf and over

~~\$3.2837~~

\$3.8748

Usage per 1,000 gallons:

0 to 9,350 gallons

\$0.50

\$0.50

9,351 to 16,875 gallons

~~\$2.30~~

\$3.0172

16,876 to 31,790 gallons

~~\$3.32~~

\$3.9176

31,791 gallons and over

~~\$4.39~~

\$5.1802

NOTE: 100 cubic feet (ccf) equals 748 gallons

244

**MIAMI-DADE WATER AND SEWER DEPARTMENT
SCHEDULE OF RATES**

NON-RESIDENTIAL CUSTOMERS

WATER:

Effective Proposed
October 1, 2008 October 1, 2009

Meter Charge:

Monthly Charge

Meter Size

1.5"

\$16.00

\$18.88

Flow Rate All Usage:

Monthly Charge

Usage per 100 cubic feet (ccf):

0 to 25 ccf

\$0.3740

\$0.3740

26 to 45 ccf

~~\$1.7204~~

\$2.2569

46 to 85 ccf

~~\$2.4834~~

\$2.9304

86 ccf and over

~~\$3.2837~~

\$3.8748

Usage per 1,000 gallons:

0 to 18,700 gallons

\$0.50

\$0.50

18,701 to 33,750 gallons

~~\$2.30~~

\$3.0172

33,751 to 63,580 gallons

~~\$3.32~~

\$3.9176

63,581 gallons and over

~~\$4.39~~

\$5.1802

NOTE: 100 cubic feet (ccf) equals 748 gallons

Meter Charge:

Monthly Charge

Meter Size

2"

\$25.60

\$30.21

Flow Rate All Usage:

Monthly Charge

Usage per 100 cubic feet (ccf):

0 to 40 ccf

\$0.3740

\$0.3740

41 to 72 ccf

~~\$1.7204~~

\$2.2569

73 to 136 ccf

~~\$2.4834~~

\$2.9304

137 ccf and over

~~\$3.2837~~

\$3.8748

Usage per 1,000 gallons:

0 to 29,920 gallons

\$0.50

\$0.50

29,921 to 54,000 gallons

~~\$2.30~~

\$3.0172

54,001 to 101,728 gallons

~~\$3.32~~

\$3.9176

101,729 gallons and over

~~\$4.39~~

\$5.1802

NOTE: 100 cubic feet (ccf) equals 748 gallons

245

**MIAMI-DADE WATER AND SEWER DEPARTMENT
SCHEDULE OF RATES**

NON-RESIDENTIAL CUSTOMERS

WATER:

Effective Proposed
October 1, 2008 October 1, 2009

Meter Charge:

Monthly Charge

Meter Size

3"

\$51.20

\$60.42

Flow Rate All Usage:

Monthly Charge

Usage per 100 cubic feet (ccf):

0 to 80 ccf

\$0.3740

\$0.3740

81 to 144 ccf

\$1.7204

\$2.2569

145 to 272 ccf

\$2.4834

\$2.9304

273 ccf and over

\$3.2837

\$3.8748

Usage per 1,000 gallons:

0 to 59,840 gallons

\$0.50

\$0.50

59,841 to 108,000 gallons

\$2.30

\$3.0172

108,001 to 203,456 gallons

\$3.32

\$3.9176

203,457 gallons and over

\$4.39

\$5.1802

NOTE: 100 cubic feet (ccf) equals 748 gallons

Meter Charge:

Monthly Charge

Meter Size

4"

\$80.00

\$94.40

Flow Rate All Usage:

Monthly Charge

Usage per 100 cubic feet (ccf):

0 to 125 ccf

\$0.3740

\$0.3740

126 to 226 ccf

\$1.7204

\$2.2569

227 to 425 ccf

\$2.4834

\$2.9304

426 ccf and over

\$3.2837

\$3.8748

Usage per 1,000 gallons:

0 to 93,500 gallons

\$0.50

\$0.50

93,501 to 168,750 gallons

\$2.30

\$3.0172

168,751 to 317,900 gallons

\$3.32

\$3.9176

317,901 gallons and over

\$4.39

\$5.1802

NOTE: 100 cubic feet (ccf) equals 748 gallons

246

**MIAMI-DADE WATER AND SEWER DEPARTMENT
SCHEDULE OF RATES**

NON-RESIDENTIAL CUSTOMERS

WATER:

	Effective <u>October 1, 2008</u>	Proposed <u>October 1, 2009</u>
Meter Charge:	Monthly Charge	
Meter Size		
6"	\$160.00	<u>\$188.80</u>
Flow Rate All Usage:	Monthly Charge	
	<i>Usage per 100 cubic feet (ccf):</i>	
0 to 250 ccf	\$0.3740	\$0.3740
251 to 451 ccf	\$1.7204	<u>\$2.2569</u>
452 to 850 ccf	\$2.4834	<u>\$2.9304</u>
851 ccf and over	\$3.2837	<u>\$3.8748</u>
	<i>Usage per 1,000 gallons:</i>	
0 to 187,000 gallons	\$0.50	\$0.50
187,001 to 337,500 gallons	<u>\$2.30</u>	<u>\$3.0172</u>
337,501 to 635,800 gallons	<u>\$3.32</u>	<u>\$3.9176</u>
635,801 gallons and over	<u>\$4.39</u>	<u>\$5.1802</u>

NOTE: 100 cubic feet (ccf) equals 748 gallons

	Effective <u>October 1, 2008</u>	Proposed <u>October 1, 2009</u>
Meter Charge:	Monthly Charge	
Meter Size		
8"	\$256.00	<u>\$302.08</u>
Flow Rate All Usage:	Monthly Charge	
	<i>Usage per 100 cubic feet (ccf):</i>	
0 to 400 ccf	\$0.3740	\$0.3740
401 to 722 ccf	\$1.7204	<u>\$2.2569</u>
723 to 1,360 ccf	\$2.4834	<u>\$2.9304</u>
1,361 ccf and over	\$3.2837	<u>\$3.8748</u>
	<i>Usage per 1,000 gallons:</i>	
0 to 299,200 gallons	\$0.50	\$0.50
299,201 to 540,000 gallons	<u>\$2.30</u>	<u>\$3.0172</u>
540,001 to 1,017,280 gallons	<u>\$3.32</u>	<u>\$3.9176</u>
1,017,281 gallons and over	<u>\$4.39</u>	<u>\$5.1802</u>

NOTE: 100 cubic feet (ccf) equals 748 gallons

247

**MIAMI-DADE WATER AND SEWER DEPARTMENT
SCHEDULE OF RATES**

NON-RESIDENTIAL CUSTOMERS

WATER:

	<u>Effective October 1, 2008</u>	<u>Proposed October 1, 2009</u>
Meter Charge:	Monthly Charge	
Meter Size		
10"	\$368.00	<u>\$434.24</u>
Flow Rate All Usage:	Monthly Charge	
	<i>Usage per 100 cubic feet (ccf):</i>	
0 to 575 ccf	\$0.3740	\$0.3740
576 to 1,038 ccf	\$1.7204	<u>\$2.2569</u>
1,039 to 1,955 ccf	\$2.4834	<u>\$2.9304</u>
1,956 ccf and over	\$3.2837	<u>\$3.8748</u>
	<i>Usage per 1,000 gallons:</i>	
0 to 430,100 gallons	\$0.50	\$0.50
430,101 to 776,250 gallons	\$2.30	<u>\$3.0172</u>
776,251 to 1,462,340 gallons	\$3.32	<u>\$3.9176</u>
1,462,341 gallons and over	\$4.39	<u>\$5.1802</u>

NOTE: 100 cubic feet (ccf) equals 748 gallons

Meter Charge:	Monthly Charge	
Meter Size		
12"	\$688.00	<u>\$811.84</u>
Flow Rate All Usage:	Monthly Charge	
	<i>Usage per 100 cubic feet (ccf):</i>	
0 to 1,075 ccf	\$0.3740	\$0.3740
1,076 to 1,940 ccf	\$1.7204	<u>\$2.2569</u>
1,941 to 3,655 ccf	\$2.4834	<u>\$2.9304</u>
3,656 ccf and over	\$3.2837	<u>\$3.8748</u>
	<i>Usage per 1,000 gallons:</i>	
0 to 804,100 gallons	\$0.50	\$0.50
804,101 to 1,451,250 gallons	\$2.30	<u>\$3.0172</u>
1,451,251 to 2,733,940 gallons	\$3.32	<u>\$3.9176</u>
2,733,941 gallons and over	\$4.39	<u>\$5.1802</u>

NOTE: 100 cubic feet (ccf) equals 748 gallons

248

**MIAMI-DADE WATER AND SEWER DEPARTMENT
SCHEDULE OF RATES**

NON-RESIDENTIAL CUSTOMERS

WATER:

	<u>Effective</u> October 1, 2008	<u>Proposed</u> October 1, 2009
Meter Charge:	Monthly Charge	
Meter Size		
14"	\$1,280.00	<u>\$1,510.40</u>
Flow Rate All Usage:	Monthly Charge	
	<i>Usage per 100 cubic feet (ccf):</i>	
0 to 2,000 ccf	\$0.3740	\$0.3740
2,001 to 3,610 ccf	\$1.7204	<u>\$2.2569</u>
3,611 to 6,800 ccf	\$2.4834	<u>\$2.9304</u>
6,801 ccf and over	\$3.2837	<u>\$3.8748</u>
	<i>Usage per 1,000 gallons:</i>	
0 to 1,496,000 gallons	\$0.50	\$0.50
1,496,001 to 2,700,000 gallons	\$2.30	<u>\$3.0172</u>
2,700,001 to 5,086,400 gallons	\$3.32	<u>\$3.9176</u>
5,086,401 gallons and over	\$4.39	<u>\$5.1802</u>

NOTE: 100 cubic feet (ccf) equals 748 gallons

	<u>Effective</u> October 1, 2008	<u>Proposed</u> October 1, 2009
Meter Charge:	Monthly Charge	
Meter Size		
16"	\$1,760.00	<u>\$2,076.80</u>
Flow Rate All Usage:	Monthly Charge	
	<i>Usage per 100 cubic feet (ccf):</i>	
0 to 2,750 ccf	\$0.3740	\$0.3740
2,751 to 4,963 ccf	\$1.7204	<u>\$2.2569</u>
4,964 to 9,350 ccf	\$2.4834	<u>\$2.9304</u>
9,351 ccf and over	\$3.2837	<u>\$3.8748</u>
	<i>Usage per 1,000 gallons:</i>	
0 to 2,057,000 gallons	\$0.50	\$0.50
2,057,001 to 3,712,500 gallons	\$2.30	<u>\$3.0172</u>
3,712,501 to 6,993,800 gallons	\$3.32	<u>\$3.9176</u>
6,993,801 gallons and over	\$4.39	<u>\$5.1802</u>

NOTE: 100 cubic feet (ccf) equals 748 gallons

249

**MIAMI-DADE WATER AND SEWER DEPARTMENT
SCHEDULE OF RATES**

NON-RESIDENTIAL CUSTOMERS

WATER:

	<u>Effective October 1, 2008</u>	<u>Proposed October 1, 2009</u>
Meter Charge:	Quarterly Charge	
Meter Size		
5/8"	\$9.60	\$9.60
Flow Rate All Usage:	Quarterly Charge	
	<i>Usage per 100 cubic feet (ccf):</i>	
0 to 15 ccf	\$0.3740	\$0.3740
16 to 27 ccf	\$1.7204	<u>\$2.2569</u>
28 to 51 ccf	\$2.4834	<u>\$2.9304</u>
52 ccf and over	\$3.2837	<u>\$3.8748</u>
	<i>Usage per 1,000 gallons:</i>	
0 to 11,220 gallons	\$0.50	\$0.50
11,221 to 20,250 gallons	\$2.30	<u>\$3.0172</u>
20,251 to 38,148 gallons	\$3.32	<u>\$3.9176</u>
38,149 gallons and over	\$4.39	<u>\$5.1802</u>

NOTE: 100 cubic feet (ccf) equals 748 gallons

Meter Charge:	Quarterly Charge	
Meter Size		
1"	\$24.00	<u>\$28.32</u>
Flow Rate All Usage:	Quarterly Charge	
	<i>Usage per 100 cubic feet (ccf):</i>	
0 to 38 ccf	\$0.3740	\$0.3740
39 to 68 ccf	\$1.7204	<u>\$2.2569</u>
69 to 128 ccf	\$2.4834	<u>\$2.9304</u>
129 ccf and over	\$3.2837	<u>\$3.8748</u>
	<i>Usage per 1,000 gallons:</i>	
0 to 28,050 gallons	\$0.50	\$0.50
28,051 to 50,625 gallons	\$2.30	<u>\$3.0172</u>
50,626 to 95,370 gallons	\$3.32	<u>\$3.9176</u>
95,371 gallons and over	\$4.39	<u>\$5.1802</u>

NOTE: 100 cubic feet (ccf) equals 748 gallons

**MIAMI-DADE WATER AND SEWER DEPARTMENT
SCHEDULE OF RATES**

NON-RESIDENTIAL CUSTOMERS

WATER:

Effective Proposed
October 1, 2008 October 1, 2009

Meter Charge:

Quarterly Charge

Meter Size

1.5"

\$48.00

\$56.64

Flow Rate All Usage:

Quarterly Charge

Usage per 100 cubic feet (ccf):

0 to 75 ccf

\$0.3740

\$0.3740

76 to 135 ccf

\$1.7204

\$2.2569

136 to 255 ccf

\$2.4834

\$2.9304

256 ccf and over

~~\$3.2837~~

\$3.8748

Usage per 1,000 gallons:

0 to 56,100 gallons

\$0.50

\$0.50

56,101 to 101,250 gallons

\$2.30

\$3.0172

101,251 to 190,740 gallons

\$3.32

\$3.9176

190,741 gallons and over

~~\$4.39~~

\$5.1802

NOTE: 100 cubic feet (ccf) equals 748 gallons

Meter Charge:

Quarterly Charge

Meter Size

2"

\$76.80

\$90.63

Flow Rate All Usage:

Quarterly Charge

Usage per 100 cubic feet (ccf):

0 to 120 ccf

\$0.3740

\$0.3740

121 to 217 ccf

\$1.7204

\$2.2569

218 to 408 ccf

\$2.4834

\$2.9304

409 ccf and over

~~\$3.2837~~

\$3.8748

Usage per 1,000 gallons:

0 to 89,760 gallons

\$0.50

\$0.50

89,761 to 162,000 gallons

\$2.30

\$3.0172

162,001 to 305,184 gallons

\$3.32

\$3.9176

305,185 gallons and over

~~\$4.39~~

\$5.1802

NOTE: 100 cubic feet (ccf) equals 748 gallons

**MIAMI-DADE WATER AND SEWER DEPARTMENT
SCHEDULE OF RATES**

NON-RESIDENTIAL CUSTOMERS

WATER:

Effective Proposed
October 1, 2008 October 1, 2009

Meter Charge:

Quarterly Charge

Meter Size

3"

\$153.60

\$181.26

Flow Rate All Usage:

Quarterly Charge

Usage per 100 cubic feet (ccf):

0 to 240 ccf

\$0.3740

\$0.3740

241 to 433 ccf

\$1.7204

\$2.2569

434 to 816 ccf

\$2.4834

\$2.9304

817 ccf and over

\$3.2837

\$3.8748

Usage per 1,000 gallons:

0 to 179,520 gallons

\$0.50

\$0.50

179,521 to 324,000 gallons

\$2.30

\$3.0172

324,001 to 610,368 gallons

\$3.32

\$3.9176

610,369 gallons and over

\$4.39

\$5.1802

NOTE: 100 cubic feet (ccf) equals 748 gallons

Meter Charge:

Quarterly Charge

Meter Size

4"

\$240.00

\$283.20

Flow Rate All Usage:

Quarterly Charge

Usage per 100 cubic feet (ccf):

0 to 375 ccf

\$0.3740

\$0.3740

376 to 677 ccf

\$1.7204

\$2.2569

678 to 1,275 ccf

\$2.4834

\$2.9304

1,276 ccf and over

\$3.2837

\$3.8748

Usage per 1,000 gallons:

0 to 280,500 gallons

\$0.50

\$0.50

280,501 to 506,250 gallons

\$2.30

\$3.0172

506,251 to 953,700 gallons

\$3.32

\$3.9176

953,701 gallons and over

\$4.39

\$5.1802

NOTE: 100 cubic feet (ccf) equals 748 gallons

252

**MIAMI-DADE WATER AND SEWER DEPARTMENT
SCHEDULE OF RATES**

NON-RESIDENTIAL CUSTOMERS

WATER:

	<u>Effective October 1, 2008</u>	<u>Proposed October 1, 2009</u>
Meter Charge:	Quarterly Charge	
Meter Size		
6"	\$480.00	\$566.40
Flow Rate All Usage:	Quarterly Charge	
	<i>Usage per 100 cubic feet (ccf):</i>	
0 to 750 ccf	\$0.3740	\$0.3740
751 to 1,354 ccf	\$1.7204	\$2.2569
1,355 to 2,550 ccf	\$2.4834	\$2.9304
2,551 ccf and over	\$3.2837	\$3.8748
	<i>Usage per 1,000 gallons:</i>	
0 to 561,000 gallons	\$0.50	\$0.50
561,001 to 1,012,500 gallons	\$2.30	\$3.0172
1,012,501 to 1,907,400 gallons	\$3.32	\$3.9176
1,907,401 gallons and over	\$4.39	\$5.1802

NOTE: 100 cubic feet (ccf) equals 748 gallons

Meter Charge:	Quarterly Charge	
Meter Size		
8"	\$768.00	\$906.24
Flow Rate All Usage:	Quarterly Charge	
	<i>Usage per 100 cubic feet (ccf):</i>	
0 to 1,200 ccf	\$0.3740	\$0.3740
1,201 to 2,166 ccf	\$1.7204	\$2.2569
2,167 to 4,080 ccf	\$2.4834	\$2.9304
4,081 ccf and over	\$3.2837	\$3.8748
	<i>Usage per 1,000 gallons:</i>	
0 to 897,600 gallons	\$0.50	\$0.50
897,601 to 1,620,000 gallons	\$2.30	\$3.0172
1,620,001 to 3,051,840 gallons	\$3.32	\$3.9176
3,051,841 gallons and over	\$4.39	\$5.1802

NOTE: 100 cubic feet (ccf) equals 748 gallons

**MIAMI-DADE WATER AND SEWER DEPARTMENT
SCHEDULE OF RATES**

NON-RESIDENTIAL CUSTOMERS

WATER:

Effective Proposed
October 1, 2008 October 1, 2009

Meter Charge:

Quarterly Charge

Meter Size

10"

\$1,104.00

\$1,302.72

Flow Rate All Usage:

Quarterly Charge

Usage per 100 cubic feet (ccf):

0 to 1,725 ccf

\$0.3740

\$0.3740

1,726 to 3,113 ccf

\$1.7204

\$2.2569

3,114 to 5,865 ccf

\$2.4834

\$2.9304

5,866 ccf and over

\$3.2837

\$3.8748

Usage per 1,000 gallons:

0 to 1,290,300 gallons

\$0.50

\$0.50

1,290,301 to 2,328,750 gallons

~~\$2.30~~

\$3.0172

2,328,751 to 4,387,020 gallons

~~\$3.32~~

\$3.9176

4,387,021 gallons and over

~~\$4.39~~

\$5.1802

NOTE: 100 cubic feet (ccf) equals 748 gallons

Meter Charge:

Quarterly Charge

Meter Size

12"

\$2,064.00

\$2,435.52

Flow Rate All Usage:

Quarterly Charge

Usage per 100 cubic feet (ccf):

0 to 3,225 ccf

\$0.3740

\$0.3740

3,226 to 5,821 ccf

\$1.7204

\$2.2569

5,822 to 10,965 ccf

\$2.4834

\$2.9304

10,966 ccf and over

\$3.2837

\$3.8748

Usage per 1,000 gallons:

0 to 2,412,300 gallons

\$0.50

\$0.50

2,412,301 to 4,353,750 gallons

~~\$2.30~~

\$3.0172

4,353,751 to 8,201,820 gallons

~~\$3.32~~

\$3.9176

8,201,821 gallons and over

~~\$4.39~~

\$5.1802

NOTE: 100 cubic feet (ccf) equals 748 gallons

254

**MIAMI-DADE WATER AND SEWER DEPARTMENT
SCHEDULE OF RATES**

NON-RESIDENTIAL CUSTOMERS

WATER:

	<u>Effective October 1, 2008</u>	<u>Proposed October 1, 2009</u>
Meter Charge:	Quarterly Charge	
Meter Size		
14"	\$3,840.00	<u>\$4,531.20</u>
Flow Rate All Usage:	Quarterly Charge	
	<i>Usage per 100 cubic feet (ccf):</i>	
0 to 6,000 ccf	\$0.3740	\$0.3740
6,001 to 10,829 ccf	\$1.7204	<u>\$2.2569</u>
10,830 to 20,400 ccf	\$2.4834	<u>\$2.9304</u>
20,401 ccf and over	\$3.2837	<u>\$3.8748</u>
	<i>Usage per 1,000 gallons:</i>	
0 to 4,488,000 gallons	\$0.50	\$0.50
4,488,001 to 8,100,000 gallons	\$2.30	<u>\$3.0172</u>
8,100,001 to 15,259,200 gallons	\$3.32	<u>\$3.9176</u>
15,259,201 gallons and over	\$4.39	<u>\$5.1802</u>

NOTE: 100 cubic feet (ccf) equals 748 gallons

Meter Charge:	Quarterly Charge	
Meter Size		
16"	\$5,280.00	<u>\$6,230.40</u>
Flow Rate All Usage:	Quarterly Charge	
	<i>Usage per 100 cubic feet (ccf):</i>	
0 to 8,250 ccf	\$0.3740	\$0.3740
8,251 to 14,890 ccf	\$1.7204	<u>\$2.2569</u>
14,891 to 28,050 ccf	\$2.4834	<u>\$2.9304</u>
28,051 ccf and over	\$3.2837	<u>\$3.8748</u>
	<i>Usage per 1,000 gallons:</i>	
0 to 6,171,000 gallons	\$0.50	\$0.50
6,171,001 to 11,137,500 gallons	\$2.30	<u>\$3.0172</u>
11,137,501 to 20,981,400 gallons	\$3.32	<u>\$3.9176</u>
20,981,401 gallons and over	\$4.39	<u>\$5.1802</u>

NOTE: 100 cubic feet (ccf) equals 748 gallons

**MIAMI-DADE WATER AND SEWER DEPARTMENT
SCHEDULE OF RATES**

RESIDENTIAL CUSTOMERS

WASTEWATER DISPOSAL:

	<u>Effective October 1, 2008</u>	<u>Proposed October 1, 2009</u>
Base Facility Charge: (Base Facility Charge is based on water meter size)	Monthly Charge	
5/8"	\$3.25	\$3.25
1"	\$8.13	\$9.59
1.5"	\$16.25	\$19.18
2"	\$26.00	\$30.68
3"	\$52.00	\$61.36
4"	\$81.25	\$95.88
6"	\$162.50	\$191.75
8"	\$260.00	\$306.80
10"	\$373.75	\$441.03
12"	\$698.75	\$824.53
14"	\$1,300.00	\$1,534.00
16"	\$1,787.50	\$2,109.25

Flow Rate All Usage:

Monthly Charge

Usage per 100 cubic feet (ccf):

0 to 5 ccf	\$1.3838	\$1.3838
6 to 9 ccf	\$3.3735	\$4.4356
10 ccf and over	\$3.9569	\$4.6692

Usage per 1,000 gallons:

0 to 3,740 gallons	\$1.85	\$1.85
3,741 to 6,750 gallons	\$4.51	\$5.9299
6,751 and over	\$5.29	\$6.2422

NOTE: 100 cubic feet (ccf) equals 748 gallons

256

**MIAMI-DADE WATER AND SEWER DEPARTMENT
SCHEDULE OF RATES**

RESIDENTIAL CUSTOMERS

WASTEWATER DISPOSAL:

	<u>Effective October 1, 2008</u>	<u>Proposed October 1, 2009</u>
Base Facility Charge: (Base Facility Charge is based on water meter size)	Quarterly Charge	
5/8"	\$9.75	\$9.75
1"	\$24.39	<u>\$28.77</u>
1.5"	\$48.75	<u>\$57.54</u>
2"	\$78.00	<u>\$92.04</u>
3"	\$156.00	<u>\$184.08</u>
4"	\$243.75	<u>\$287.64</u>
6"	\$487.50	<u>\$575.25</u>
8"	\$780.00	<u>\$920.40</u>
10"	\$1,121.25	<u>\$1,323.09</u>
12"	\$2,096.25	<u>\$2,473.59</u>
14"	\$3,900.00	<u>\$4,602.00</u>
16"	\$5,362.50	<u>\$6,327.75</u>

Flow Rate All Usage:

	Quarterly Charge	
<i>Usage per 100 cubic feet (ccf):</i>		
0 to 15 ccf	\$1.3838	\$1.3838
16 to 27 ccf	\$3.3735	<u>\$4.4356</u>
28 ccf and over	\$3.9569	<u>\$4.6692</u>
<i>Usage per 1,000 gallons:</i>		
0 to 11,220 gallons	\$1.85	\$1.85
11,221 to 20,250 gallons	\$4.51	<u>\$5.9299</u>
20,251 and over	\$5.29	<u>\$6.2422</u>

NOTE: 100 cubic feet (ccf) equals 748 gallons

257

**MIAMI-DADE WATER AND SEWER DEPARTMENT
SCHEDULE OF RATES**

MULTI-FAMILY DWELLINGS (MFD)

WASTEWATER DISPOSAL:

<u>Effective</u> <u>October 1, 2008</u>	<u>Proposed</u> <u>October 1, 2009</u>
--	---

Base Facility Charge:

Monthly Charge

(Base Facility Charge is based on water meter size)

5/8" to 16"

\$2.60

\$2.60

Base Facility Charge will be applied per unit

Flow Rate All Usage Per Unit:

Monthly Charge

Usage per 100 cubic feet (ccf):

0 to 4 ccf

\$1.3838

\$1.3838

5 to 7 ccf

\$3.3735

\$4.4356

8 ccf and over

\$3.9569

\$4.6692

Usage per 1,000 gallons:

0 to 2,992 gallons

\$1.85

\$1.85

2,993 to 5,400 gallons

\$4.51

\$5.9299

5,401 gallons and over

\$5.29

\$6.2422

NOTE: 100 cubic feet (ccf) equals 748 gallons

258

**MIAMI-DADE WATER AND SEWER DEPARTMENT
SCHEDULE OF RATES**

MULTI-FAMILY DWELLINGS (MFD)

WASTEWATER DISPOSAL:

	<u>Effective October 1, 2008</u>	<u>Proposed October 1, 2009</u>
Base Facility Charge: (Base Facility Charge is based on water meter size)	Quarterly Charge	
5/8" to 16"	\$7.80	\$7.80

Base Facility Charge will be applied per unit

Flow Rate All Usage Per Unit:	Quarterly Charge	
<i>Usage per 100 cubic feet (ccf):</i>		
0 to 12 ccf	\$1.3838	\$1.3838
13 to 21 ccf	\$3.3735	<u>\$4.4356</u>
22 ccf and over	\$3.9569	<u>\$4.6692</u>

<i>Usage per 1,000 gallons:</i>		
0 to 8,976 gallons	\$1.85	\$1.85
8,977 to 16,200 gallons	\$4.51	<u>\$5.9299</u>
16,201 gallons and over	\$5.29	<u>\$6.2422</u>

NOTE: 100 cubic feet (ccf) equals 748 gallons

**MIAMI-DADE WATER AND SEWER DEPARTMENT
SCHEDULE OF RATES**

NON-RESIDENTIAL CUSTOMERS

WASTEWATER DISPOSAL:

Effective Proposed
October 1, 2008 October 1, 2009

Base Facility Charge:

(Base Facility Charge is based on water meter size)

Monthly Charge

5/8"	\$3.25	\$3.25
1"	\$8.13	\$9.59
1.5"	\$16.25	\$19.18
2"	\$26.00	\$30.68
3"	\$52.00	\$61.36
4"	\$81.25	\$95.88
6"	\$162.50	\$191.75
8"	\$260.00	\$306.80
10"	\$373.75	\$441.03
12"	\$698.75	\$824.53
14"	\$1,300.00	\$1,534.00
16"	\$1,787.50	\$2,109.25

Flow Rate All Usage:

Monthly Charge

Usage per 100 cubic feet (ccf):

0 to 5 ccf	\$1.3838	\$1.3838
6 to 9 ccf	\$3.3735	\$4.4356
10 ccf and over	\$3.9569	\$4.6692

Usage per 1,000 gallons:

0 to 3,740 gallons	\$1.85	\$1.85
3,741 to 6,750 gallons	\$4.51	\$5.9299
6,751 gallons and over	\$5.29	\$6.2422

NOTE: 100 cubic feet (ccf) equals 748 gallons

260

**MIAMI-DADE WATER AND SEWER DEPARTMENT
SCHEDULE OF RATES**

NON-RESIDENTIAL CUSTOMERS

WASTEWATER DISPOSAL:

	<u>Effective October 1, 2008</u>	<u>Proposed October 1, 2009</u>
Base Facility Charge: (Base Facility Charge is based on water meter size)	Quarterly Charge	
5/8"	\$9.75	\$9.75
1"	\$24.39	\$28.77
1.5"	\$48.75	\$57.54
2"	\$78.00	\$92.04
3"	\$156.00	\$184.08
4"	\$243.75	\$287.64
6"	\$487.50	\$575.25
8"	\$780.00	\$920.40
10"	\$1,121.25	\$1,323.09
12"	\$2,096.25	\$2,473.59
14"	\$3,900.00	\$4,602.00
16"	\$5,362.50	\$6,327.75

Flow Rate All Usage:

Quarterly Charge

Usage per 100 cubic feet (ccf):

0 to 15 ccf	\$1.3838	\$1.3838
16 to 27 ccf	\$3.3735	\$4.4356
28 ccf and over	\$3.9569	\$4.6692

Usage per 1,000 gallons:

0 to 11,220 gallons	\$1.85	\$1.85
11,221 to 20,250 gallons	\$4.51	\$5.9299
20,251 and over	\$5.29	\$6.2422

NOTE: 100 cubic feet (ccf) equals 748 gallons

261

**MIAMI-DADE WATER AND SEWER DEPARTMENT
SCHEDULE OF RATES**

WHOLESALE CUSTOMERS

	Effective <u>October 1, 2008</u>	Proposed <u>October 1, 2009</u>
Water:		
Hialeah		
<i>Flow rate per 1,000 gallons</i>	\$1.3636	<u>\$1.5630</u>
All Other Wholesale Customers		
<i>Flow rate per 1,000 gallons</i>	\$1.4649	<u>\$1.7142</u>
 WASTEWATER:		
Rates for Wet Season (May 1 to October 31 Annually)		
<i>Flow rate per 1,000 gallons</i>	\$1.8978	<u>\$2.2991</u>
Rates for Dry Season (November 1 to April 30 Annually)		
<i>Flow rate per 1,000 gallons</i>	\$1.4761	<u>\$1.7882</u>

262

**MIAMI-DADE WATER AND SEWER DEPARTMENT
SCHEDULE OF RATES**

RESIDENTIAL, MULTI-FAMILY DWELLINGS AND NON-RESIDENTIAL CUSTOMERS

	Effective <u>October 1, 2008</u>	Proposed <u>October 1, 2009</u>
Water		
South Florida Water Management District (SFWMD) Water Restriction Surcharge: <i>(During South Florida Water Management Water Restrictions the flow usage rate of the fourth tier will be priced as follows):</i>		
Usage Flows Starting on 4th Rate Block per 100 cubic feet (ccf):		
Permanent or Phase I of Water Restrictions Imposed by (SFWMD)	\$4.1047	\$4.8435
Phase II of Water Restrictions Imposed by (SFWMD)	\$4.9256	\$5.8122
Phase III of Water Restrictions Imposed by (SFWMD)	\$5.7465	\$6.7809
Phase IV of Water Restrictions Imposed by (SFWMD)	\$6.5674	\$7.7496
Usage Flows Starting on 4th Rate Block per 1,000 gallons (gal):		
Permanent or Phase I of Water Restrictions Imposed by (SFWMD)	\$5.49	\$6.4753
Phase II of Water Restrictions Imposed by (SFWMD)	\$6.59	\$7.7703
Phase III of Water Restrictions Imposed by (SFWMD)	\$7.68	\$9.0654
Phase IV of Water Restrictions Imposed by (SFWMD)	\$8.78	\$10.3604
Miami Springs System Improvement Surcharge	22.58%	22.58%
RESIDENTIAL, MULTI-FAMILY DWELLINGS AND NON-RESIDENTIAL CUSTOMERS		
Wastewater		
Miami Springs System Improvement Surcharge	45.27%	45.27%

**MIAMI-DADE WATER AND SEWER DEPARTMENT
SCHEDULE OF WATER FEES AND CHARGES**

WATER	<u>Effective</u> October 1, 2008	<u>Proposed</u> October 1, 2009
--------------	---	--

1. Oversizing Credits

<u>Pipe Size</u>	<u>Credit Per Linear Foot</u>	<u>Credit Per Each Butterfly Value</u>	<u>Credit Per Linear Foot</u>	<u>Credit Per Each Butterfly Value</u>
8" to 12"	\$7.50	Not Applicable	\$7.50	Not Applicable
8" to 16"	\$15.75	No Credit	\$15.75	No Credit
8" to 20"	\$27.75	\$1,325.00	\$27.75	\$1,325.00
8" to 24"	\$40.50	\$2,407.50	\$40.50	\$2,407.50
8" to 30"	\$74.25	\$3,367.50	\$74.25	\$3,367.50
8" to 36"	\$89.00	\$7,720.75	\$89.00	\$7,720.75
12" to 16"	\$6.00	No Credit	\$6.00	No Credit
12" to 20"	\$6.25	\$1,175.00	\$6.25	\$1,175.00
12" to 24"	\$19.00	\$2,257.50	\$19.00	\$2,257.50
12" to 30"	\$52.75	\$3,217.50	\$52.75	\$3,217.50
12" to 36"	\$67.50	\$7,570.75	\$67.50	\$7,570.75
16" to 24"	\$20.00	No Credit	\$20.00	No Credit

2. Construction Connection Charge

<u>Pipe Size</u>	<u>Rate Per Front Foot</u>	<u>Rate Per Front Foot</u>
8"	\$18.00	\$18.00
12" (12-inch base size only)	\$30.00	\$30.00
16" (16-inch base size only)	\$35.00	\$35.00

3. Service Installation Fees

<u>Service Size</u>		
1" (5/8" meter-twin off or second meter in existing dual box)	\$850.00	\$850.00
1" (single - 5/8" or 1" meter)	\$1,200.00	\$1,200.00
1" (dual - two 5/8" meters)	\$1,700.00	\$1,700.00
2" (single - 2" meter)	\$2,500.00	\$2,500.00
Greater than 2"	Actual Cost	Actual Cost

NOTE: The above fees will apply for all typical service installations. However, the Department reserves the right to charge its actual costs for atypical service installations.

4. Temporary Portable Meter Guarantee Deposit

<u>Meter Size</u>		
1"	\$1,500.00	\$1,500.00
2"	\$2,500.00	\$2,500.00

NOTE: Resolution No. 3281 specifically excludes the above deposits from earning simple interest calculated on guarantee deposits for retail customers.

264

**MIAMI-DADE WATER AND SEWER DEPARTMENT
SCHEDULE OF WATER FEES AND CHARGES**

WATER	Effective October 1, 2008		Proposed October 1, 2009	
5. <u>Fire Line Connection</u>	<u>Monthly</u>	<u>Quarterly</u>	<u>Monthly</u>	<u>Quarterly</u>
<u>Size of Fire Line Connection</u>				
2"	\$2.25	\$6.75	\$2.25	\$6.75
3"	\$4.00	\$12.00	\$4.00	\$12.00
4"	\$7.00	\$21.00	\$7.00	\$21.00
6"	\$11.50	\$34.50	\$11.50	\$34.50
8"	\$15.00	\$45.00	\$15.00	\$45.00
10"	\$23.00	\$69.00	\$23.00	\$69.00
12"	\$30.00	\$90.00	\$30.00	\$90.00
 6. <u>Fire Hydrant Service Charge</u>				
Per month		\$0.80		\$0.80
Per quarter		\$2.40		\$2.40
 7. <u>Connection Charge Rate (Impact Fee)</u>				
Per average daily gallon		\$1.39		\$1.39
 8. <u>Basic Customer Service Fees</u>				
A. Deposit				
Residential-based on customer's credit analysis and payment history		\$0.00 to \$100.00		\$0.00 to \$100.00
Commercial - monthly	Amount based on 2.5 times the anticipated monthly billing with a minimum charge of \$50.00		Amount based on 2.5 times the anticipated monthly billing with a minimum charge of \$50.00	
Commercial - quarterly	Amount based on 1.5 times the anticipated quarterly billing with a minimum charge of \$50.00		Amount based on 1.5 times the anticipated quarterly billing with a minimum charge of \$50.00	
B. Charge for opening or transferring an account on billing system		\$10.00		\$10.00
C. Additional charge if a field visit is required to connect the water meter or obtain a water meter reading:				
Regular working hours		\$25.00		\$25.00
Non-regular working hours		\$30.00		\$30.00

265

**MIAMI-DADE WATER AND SEWER DEPARTMENT
SCHEDULE OF WATER FEES AND CHARGES**

WATER	<u>Effective</u> <u>October 1, 2008</u>	<u>Proposed</u> <u>October 1, 2009</u>
9. <u>Other Service Fees</u>		
A. Office investigation of a delinquent account resulting from:		
Active meter violation	\$30.00	\$30.00
Returned payment (check, draft, or other order for the payment of money) (F.S. 2005 - 125.0105, 832.08(5)):		
If face value of payment does not exceed \$50.00	\$25.00	\$25.00
If face value of payment exceeds \$50.00 but does not exceed \$300.00	\$30.00	\$30.00
If face value of payment exceeds \$300.00	\$40.00	\$40.00
	(or 5% of the face amount of payment, whichever is greater)	(or 5% of the face amount of payment, whichever is greater)
B. Field attempt to collect a payment or deposit or to discontinue water service by cutting or locking service or removing meter and plugging service	\$20.00	\$20.00
C. Field attempt to reconnect a cut-off or locked service or to reinstall a meter:		
Regular working hours	\$30.00	\$30.00
Non-regular working hours	\$35.00	\$35.00
D. Field visits after initial attempt to read meter or to inspect backflow prevention device required due to denied access	\$50.00	\$50.00
E. Customer requested check read	\$12.50	\$12.50
F. Penalty for failure to provide a meter reading or a meter for inspection as required for floating (construction) meters	\$150.00	\$150.00
G. Customer-requested high bill investigation which does not meet established criteria	\$20.00	\$20.00
H. Charges the Department incurs on behalf of the customer which shall be passed on to the customer	\$5.00 (minimum charge)	\$5.00 (minimum charge)
I. Field visit to inspect/verify repairs related to underground leak credits when repairs were not done by a licensed plumber.	\$30.00	\$30.00

266

**MIAMI-DADE WATER AND SEWER DEPARTMENT
SCHEDULE OF WATER FEES AND CHARGES**

WATER	<u>Effective</u> <u>October 1, 2008</u>	<u>Proposed</u> <u>October 1, 2009</u>
10. <u>Customer Requested Submeter Installation</u>		
To cover cost of field inspections, approvals and clerical expenses for establishing future billings	\$50.00	\$50.00
11. <u>Pipe Tapping Charges</u>		
<u>Tap Size</u>		
1"	\$100.00	\$100.00
1-1/2"	\$110.00	\$110.00
2"	\$120.00	\$120.00
4"	\$283.00	\$340.00
6"	\$322.00	\$420.00
8"	\$368.00	\$485.00
12"	\$470.00	\$665.00
16"	\$752.00	\$1,190.00
20"	\$900.00	\$1,500.00
Overtime Charge	\$85.00	\$95.00
<p>NOTE: There will be a \$170.00 <u>\$180.00</u> charge if Department personnel arrive on a job site and are unable to perform the tapping operation because the contractor has not fulfilled its obligations specified in the Rules and Regulations. No materials shall be furnished by the Department for installation under the prices listed above.</p>		
12. <u>Certified Meter Test Charge</u>		
	\$40.00	\$40.00
13. <u>Municipal Excise Tax on Water Bills</u>		
	<p>As required by local ordinances, the Department will impose an excise tax on retail sales of water. Exempt from this tax are governmental agencies, houses of public worship and certain consulates.</p>	<p>As required by local ordinances, the Department will impose an excise tax on retail sales of water. Exempt from this tax are governmental agencies, houses of public worship and certain consulates.</p>
14. <u>Permit Fee(s)</u>		
	<p>As charged to the Department by various governmental agencies</p>	<p>As charged to the Department by various governmental agencies</p>

267

**MIAMI-DADE WATER AND SEWER DEPARTMENT
SCHEDULE OF WATER FEES AND CHARGES**

WATER	<u>Effective</u> <u>October 1, 2008</u>	<u>Proposed</u> <u>October 1, 2009</u>
--------------	--	---

15. Service Location Certificate

To obtain notification of any actual or potential lien amount attached to a service location

Fee per service address:

Water & Sewer

A. Regular service location certificate	\$10.00	\$10.00
B. 24-hour service location certificate	\$20.00	\$20.00

16. Plans Review and Inspection Fees

<u>Firelines/Services</u>	\$55.00	\$55.00
---------------------------	---------	---------

Water Main Extensions

Up to 500 ft.	\$300.00	\$300.00
501 ft. to 2,000 ft.	\$350.00	\$350.00
Greater than 2,000 ft.	\$450.00	\$450.00

Renewal of expired approval and revisions (One year or more after original approval)	Same as original fee	Same as original fee
---	----------------------	----------------------

Processing fees for the review and approval of plans for code compliance regarding water extension projects, including firelines.

17. Tailpiece Charge

Tailpiece Size

3/4"	\$30.00	\$30.00
1"	\$53.00	\$57.00
2"	\$87.00	<u>\$131.00</u>

18. Laboratory Fees for Drinking Water Tests

Per Sample (Excludes Sample Collection)

Bacteriology (Membrane Filter)	\$15.00	\$15.00
Bacteriology (Membrane Filter) – After Hours		
Charge to Wholesale Customers	\$40.00	\$40.00
Color	\$10.00	\$10.00
Fluoride	\$20.00	\$20.00
Lead/Copper	\$50.00	\$50.00
Trihalomethanes	\$50.00	\$50.00
Water Quality Parameters	\$60.00	\$60.00
Volatile Organic Contaminants	\$75.00	\$75.00
Nitrate	\$10.00	\$10.00

268

**MIAMI-DADE WATER AND SEWER DEPARTMENT
SCHEDULE OF WATER FEES AND CHARGES**

WATER	<u>Effective</u> <u>October 1, 2008</u>	<u>Proposed</u> <u>October 1, 2009</u>
<u>Per Sample (Excludes Sample Collection) (continued)</u>		
<u>Sample Collection Fee</u>		
Nitrite	\$10.00	\$10.00
Alkalinity	\$8.00	\$8.00
Chloride	\$8.00	\$8.00
Calcium	\$6.00	\$6.00
Hardness	\$8.00	\$8.00
Conductivity	\$4.00	\$4.00
Total Dissolved Solids (TDS)	\$6.00	\$6.00
Turbidity	\$8.00	\$8.00
Chlorine Residual	\$10.00	\$10.00
Ammonia - Nitrogen	\$10.00	\$10.00
Dissolved Oxygen	\$6.00	\$6.00
Total Phosphorous	\$10.00	\$10.00
Ortho Phosphate	\$10.00	\$10.00
pH	\$4.00	\$4.00
Sulfate	\$16.00	\$16.00
Total Organic Carbon	\$16.00	\$16.00
Marble	\$25.00	\$25.00
Sodium	\$18.00	\$18.00

Per Water Sample	\$25.00	\$25.00
------------------	---------	---------

Fee charged for Department's laboratory sample collection services

19. Payment for Collection of Lead/Copper Water Test at Customer Tap

Payment for collection of sample	(\$25.00)	(\$25.00)
----------------------------------	-----------	-----------

Payment by Department to customers in established pool of homes who participate in sample collection for compliance with EPA Lead and Copper Rule (LCR).

20. Release of Easement Fees

A. Release of platted easement rights	\$250.00	\$250.00
B. Conditional consent letter for permission to use easement until required by Department	\$50.00	\$50.00
C. All other release requests	\$500.00	\$500.00

269

**MIAMI-DADE WATER AND SEWER DEPARTMENT
SCHEDULE OF WATER FEES AND CHARGES**

WATER	<u>Effective</u> <u>October 1, 2008</u>	<u>Proposed</u> <u>October 1, 2009</u>
21. <u>Completion of Water and Sewer Verification Form Fees*</u> (See Attached Table 2 for Listing)		
<u>Water Only</u>		
A. Residential (R-A)	\$30.00	\$30.00
B. Multi-family residential (R-B)	\$75.00	\$75.00
C. Non-residential (NR)	\$75.00	\$75.00
<u>Water & Sewer</u>		
A. Residential (R-A)	\$60.00	\$60.00
B. Multi-family residential (R-B)	\$150.00	\$150.00
C. Non-residential (NR)	\$150.00	\$150.00
* No additional process fee will apply to obtain "verification forms" after execution of agreement		
22. <u>Review and Release of Recorded Document Fees (Other Than Easements)</u> (covenants, unities of title, service agreements, warranty deeds)		
A. Water only	\$100.00	\$100.00
B. Water & Sewer	\$150.00	\$150.00
23. <u>Completion of Service Feasibility Questionnaire Fee</u>	\$25.00	\$25.00
24. <u>Preparation of Service Agreement Fees *</u>		
<u>Water Only</u>		
A. Residential, multi-family and Commercial use	\$100.00	\$100.00
B. Residential and multi-family use	\$100.00	_____
<u>Water & Sewer</u>		
A. Residential, multi-family and Commercial use	\$200.00	\$200.00
B. Residential and multi-family use	\$200.00	_____
* No additional process fee will apply to obtain verification forms after execution of agreement		
25. <u>Preparation of Letter of Availability Fees</u>		
A. Water only	\$50.00	\$50.00
B. Water & Sewer	\$100.00	\$100.00

**MIAMI-DADE WATER AND SEWER DEPARTMENT
SCHEDULE OF WATER FEES AND CHARGES**

WATER	<u>Effective</u> <u>October 1, 2008</u>	<u>Proposed</u> <u>October 1, 2009</u>
26. <u>Other Recordable Legal Document Fees</u>		
A. Preparation of covenant		
1. Water only	\$25.00	\$25.00
2. Water & sewer	\$50.00	\$50.00
B. Preparation of unity of title		
1. Water only	\$25.00	\$25.00
2. Water & sewer	\$50.00	\$50.00
27. <u>Environmental Quality Control Board (EQCB)</u>		
<u>Letter Preparation Fees</u>		
A. Water only	\$35.00	\$35.00
B. Water & sewer	\$70.00	\$70.00
28. <u>Review of Shop Drawings Fee</u>		
Per shop drawing	\$60.00	\$60.00
Fee charged for the review of shop drawings for Department compliance regarding water valve fittings and taps		
29. <u>Blueline Prints Requested From As-Builts Fee</u>		
Fee per blueline print	\$5.00	\$5.00
30. <u>Design and Construction Standard Specifications and Details Publication Fee</u>		
Per publication	\$50.00	\$50.00
31. <u>Safety and Rescue Training Course Fees</u>		
<u>Water & Sewer</u>		
A. Confined space entry (24 hours)	\$450.00	\$450.00
B. Hazardous material technician and incident command class (40 hours)	\$550.00	\$550.00

**MIAMI-DADE WATER AND SEWER DEPARTMENT
SCHEDULE OF WATER FEES AND CHARGES**

WATER	<u>Effective</u> <u>October 1, 2008</u>	<u>Proposed</u> <u>October 1, 2009</u>
C. Hazwoper training (40 hours)	\$550.00	\$550.00
D. Air monitoring (16 hours)	\$150.00	\$150.00
E. Excavation safety (Trenching & shoring, 16 hours)	\$250.00	\$250.00
F. Fall protection/scaffolding (16 hours)	\$250.00	\$250.00
G. Electrical safety (16 hours)	\$500.00	\$500.00
H. Respiratory protection (40 hours)	\$450.00	\$450.00

NOTE: The revenues from the above course fees are allocated to the water and wastewater funds.

32. Floating Meters Damaged/Cleaning Fees

<u>Meter Size</u>		
1"	\$67.00	<u>\$72.00</u>
2"	\$125.00	\$125.00
3"	\$130.00	<u>\$140.00</u>

33. Floating Meters

Charge to read a floating meter in the field	\$50.00	\$50.00
--	---------	---------

34. Preparation of GIS Adhoc Maps and/or Data Fees

Per hour (minimum one hour)	\$65.00	\$65.00
Additional copies of the same map-Per copy	\$25.00	\$25.00

272

**MIAMI-DADE WATER AND SEWER DEPARTMENT
SCHEDULE OF WATER FEES AND CHARGES**

WATER	Effective October 1, 2008	Proposed October 1, 2009
35. <u>Florida Power and Light - Turkey Point</u>	57.22% of water retail step rates based on consumption (per agreement)	57.22% of water retail step rates based on consumption (per agreement)
36. <u>Detecto Meters</u>		
Per 1,000 gallons	\$4.39	<u>\$5.1802</u>
Per 100 cubic feet	\$3.283	<u>\$3.8748</u>
37. <u>Security Fees</u>		
A. Fee for Issuance of Initial Identification Card and Personal Transponder		
Per Person	\$60.00	\$60.00
Fee charged for background check and processing costs for identification card and transponder issued to persons having access to restricted Department facilities. (Consultants, contractors, non-Water and Sewer Department staff)		
B. Fee for Issuance of Initial Identification Card		
Per Person	\$20.00	\$20.00
Fee charged for processing costs for identification card issued to persons having access to Department facilities. (Consultants, contractors, non-Water and Sewer Department staff)		
C. Fee for Renewal of Expired Identification Card (one year from date of issuance) (Consultants, contractors, non-Water and Sewer Department staff)		
Per Person	\$15.00	\$15.00
D. Fee for Replacement of Identification Card (card lost, stolen, etc.)		
Per Person	\$15.00	\$15.00

**MIAMI-DADE WATER AND SEWER DEPARTMENT
SCHEDULE OF WATER FEES AND CHARGES**

WATER	<u>Effective</u> <u>October 1, 2008</u>	<u>Proposed</u> <u>October 1, 2009</u>
E. Fee for Renewal of Expired Personal Transponder (one year from date of issuance) (consultants, contractors, non-Water and Sewer Department staff)		
Per Person	\$15.00	\$15.00
F. Fee for Replacement of Personal Transponder (transponder lost, stolen, etc.)		
Per Person	\$15.00	\$15.00
G. Fee for Issuance of Initial Transponder for Vehicle or Equipment		
Per Vehicle or Piece of Equipment	\$25.00	\$25.00
Fee charged for processing costs for issuance of vehicle or equipment transponder to access Department facilities (consultants, contractors, non-Water and Sewer Department staff)		
H. Fee for Renewal of Expired Transponder for Vehicle or Equipment (one year from date of issuance) (consultants, contractors, non-Water and Sewer Department staff)		
Per Vehicle or Piece of Equipment	\$25.00	\$25.00
I. Fee for Replacement of Transponder for Vehicle or Equipment (transponder lost, stolen, etc.)		
Per Vehicle or Piece of Equipment	\$25.00	\$25.00
38. <u>Subscription Fee to Access Customer Information System (CIS)</u>		
Fee per user	\$6,300.00	\$6,300.00
Annual fee charged to title and lien companies to provide access to the Department's Customer Information System (CIS) via the Internet.		

274

**MIAMI-DADE WATER AND SEWER DEPARTMENT
SCHEDULE OF WATER FEES AND CHARGES**

WATER	<u>Effective</u> <u>October 1, 2008</u>	<u>Proposed</u> <u>October 1, 2009</u>
39. <u>Cut For Non-Payment (CONP)</u>		
<p>Third Attempt Water Meter Removal Charge</p> <p>Fee charged to customers who intentionally blocked access to water meter on two previous attempts to collect or lock service for non-payment.</p>	<p>\$250.00</p>	<p>\$250.00</p>
40. <u>Developer Repayment Fee</u>		
<p>To cover administrative costs for collection and repayment of construction connection charges collected from connecting and/or abutting properties in behalf of developers who constructed the facilities.</p>	<p>2.5% of gross repayment</p>	<p>2.5% of gross repayment</p>
41. <u>Unauthorized Usage of Water on Fire Lines</u>		
<p>Daily penalty charge against fire line accounts for allowing unauthorized usage or waste of water.</p>	<p>\$100.00 per day</p>	<p>\$100.00 per day</p>
42. <u>General & Administrative (G&A) Overhead (OH) Rate</u>		
<p>Rate charged to offset general and administrative costs related to work performed by the Department due to request, damage (billable job orders) or contractual agreement.</p>	<p>10.6% of total cost</p>	<p>10.6% of total cost</p>
43. <u>Pipeline Installation Contributions</u>		
<p><u>Pipe Size</u></p> <p>8"</p> <p>12"</p> <p>Contributory payments by developers of certain development projects as indicated by Section 2.04(2c) of the Rules and Regulations.</p>	<p><u>Rate Per Linear Foot</u></p> <p>\$42.00</p> <p>\$46.00</p>	<p><u>Rate Per Linear Foot</u></p> <p>\$42.00</p> <p>\$46.00</p>

275

**MIAMI-DADE WATER AND SEWER DEPARTMENT
SCHEDULE OF WATER FEES AND CHARGES**

WATER	<u>Effective</u> <u>October 1, 2008</u>	<u>Proposed</u> <u>October 1, 2009</u>
--------------	--	---

44. Water Meter Installation Fees

These fees are for the installation of the water meter(s) only. All new water services must be installed in accordance with the appropriate Water & Sewer Department Standard Detail, prior to the installation of the water meters.

The Department reserves the right to install the appropriate sized meter, if a service is deemed to be oversized for a specific premise, as long as an adequate amount of flow is provided.

Fee for installing initial water meter for new customer

Service Size (Section 45):

3/4" or 5/8"	\$61.00	\$62.00
1"	\$116.00	\$120.00
2"	\$548.00	\$600.00
4" (with 2 – 2" meters)	\$1,054.00	\$1,150.00
4" Turbo	\$2,975.00	\$3,035.00
6" Turbo	\$4,668.00	\$4,735.00
6" x 4" Turbo	\$6,571.00	\$6,600.00
8" Turbo	\$6,817.00	\$6,890.00
8" x 4" Turbo	\$8,703.00	\$8,740.00
10" Turbo	\$9,068.00	\$9,150.00
10" x 4" Turbo	\$10,954.00	\$10,995.00

Note: All other sizes and/or configurations will be charged at actual cost.

45. Return Field Visit to Set Meter After Failed Meter Installation

Fee for return field visit to set meter after initial installation was not up to Department standards.

Service Size

5/8" to 1"	\$25.00	\$25.00
2" to 10"	\$50.00	\$50.00

46. Rental of Light Towers

\$505.00 per tower per day

\$505.00 per tower per day

47. Reports Listing New Customers Fee

\$40.00

\$40.00

**MIAMI-DADE WATER AND SEWER DEPARTMENT
SCHEDULE OF WATER FEES AND CHARGES**

WATER	<u>Effective</u> <u>October 1, 2008</u>	<u>Proposed</u> <u>October 1, 2009</u>
48. <u>Surcharge for After- Hours Initial Meter Installation:</u>		
<u>Service Size:</u>		
3/4" to 1" Service	\$269.00	<u>\$295.00</u>
2" to 4" Service	\$541.00	<u>\$585.00</u>
6" to 10" Service	\$805.00	<u>\$875.00</u>
49. <u>Curb Stop Replacement for Initial Meter Installation</u>	\$110.00	<u>\$120.00</u>
50. <u>Backflow Preventer Initial Test and Certification Fee</u>	\$55.00	\$55.00
51. <u>Backflow Prevention Testing Administration Fee</u>	\$15.00	\$15.00

**MIAMI-DADE WATER AND SEWER DEPARTMENT
SCHEDULE OF WASTEWATER FEES AND CHARGES**

WASTEWATER		Effective October 1, 2008		Proposed October 1, 2009	
1.	<u>Oversizing Credits</u>	<u>Credit Per Linear Foot</u>	<u>Credit Per Plug Valve</u>	<u>Credit Per Linear Foot</u>	<u>Credit Per Plug Valve</u>
	A. <u>Force Mains</u>				
	<u>Pipe Size</u>				
	8" to 12"	\$7.50	No Credit	\$7.50	No Credit
	8" to 16"	\$15.75	No Credit	\$15.75	No Credit
	8" to 20"	\$38.75	No Credit	\$38.75	No Credit
	8" to 24"	\$33.75	\$3,500.00	\$33.75	\$3,500.00
	8" to 30"	\$75.25	\$3,367.50	\$75.25	\$3,367.50
	8" to 36"	\$89.00	\$7,720.25	\$89.00	\$7,720.25
	12" to 16"	\$6.00	No Credit	\$6.00	No Credit
	12" to 20"	\$33.25	No Credit	\$33.25	No Credit
	12" to 24"	\$28.25	\$4,400.00	\$28.25	\$4,400.00
	12" to 30"	\$70.00	\$3,217.50	\$70.00	\$3,217.50
	12" to 36"	\$67.50	\$7,570.75	\$67.50	\$7,570.75
	16" to 24"	\$20.00	No Credit	\$20.00	No Credit
			<u>Credit Per Inch Diameter Per Linear Foot</u>		<u>Credit Per Inch Diameter Per Linear Foot</u>
	B. <u>Gravity Sewer Mains</u>	8" and greater	\$1.75		\$1.75
2.	<u>Construction Connection Charge</u>				
	<u>Pipelines</u>	<u>Pipe Size</u>			
	<u>Gravity Sewers</u>	8"	\$20.00		\$20.00
	<u>Force Mains</u>	8"	\$18.00		\$18.00
		12"	\$30.00		\$30.00
		16"	\$35.00		\$35.00
	<u>Pump Station</u>	As determined by the Department based on actual cost		As determined by the Department based on actual cost	
3.	<u>Connection Charge Rate (Impact Fee)</u>				
	Per average daily gallon		\$5.60		\$5.60
	Per average daily gallon for customers utilizing a graywater disposal system		\$2.80		\$2.80

**MIAMI-DADE WATER AND SEWER DEPARTMENT
SCHEDULE OF WASTEWATER FEES AND CHARGES**

WASTEWATER	<u>Effective</u> <u>October 1, 2008</u>	<u>Proposed</u> <u>October 1, 2009</u>
4. <u>Customer Deposit</u>		
Residential - based on customer's credit analysis and payment history	\$0.00 to \$100.00	\$0.00 to \$100.00
Commercial - monthly	Amount based on 2.5 times the anticipated monthly billing with a minimum charge of \$50.00	Amount based on 2.5 times the anticipated monthly billing with a minimum charge of \$50.00
Commercial - quarterly	Amount based on 1.5 times the anticipated quarterly billing with a minimum charge of \$50.00	Amount based on 1.5 times the anticipated quarterly billing with a minimum charge of \$50.00
5. <u>Septic Tank Disposal Fee</u>		
Charged to commercial tankers for unloading septic tank waste at wastewater treatment plants		
0 - 1,000 gallons - per truck	\$32.50	\$32.50
1,001 - 1,500 gallons - per truck	\$48.75	\$48.75
1,501 - 2,000 gallons - per truck	\$65.00	\$65.00
Over 2,000 gallons - per hundred gallons	\$3.25	\$3.25
6. <u>Grease Trap Disposal Fee</u>		
Charged to commercial tankers for unloading grease trap waste at wastewater treatment plants		
0 - 1,000 gallons - per truck	\$70.00	\$70.00
1,001 - 1,500 gallons - per truck	\$105.00	\$105.00
1,501 - 2,000 gallons - per truck	\$140.00	\$140.00
Over 2,000 gallons - per hundred gallons	\$7.00	\$7.00
7. <u>Combined Septic Tank and Grease Trap Disposal Fee</u>		
Charged to commercial tankers for unloading combined septic tank and grease trap waste at wastewater treatment plants		
0 - 1,000 gallons - per truck	\$42.00	\$42.00
1,001 - 1,500 gallons - per truck	\$63.00	\$63.00
1,501 - 2,000 gallons - per truck	\$84.00	\$84.00
Over 2,000 gallons - per hundred gallons	\$4.20	\$4.20

**MIAMI-DADE WATER AND SEWER DEPARTMENT
SCHEDULE OF WASTEWATER FEES AND CHARGES**

WASTEWATER	<u>Effective</u> <u>October 1, 2008</u>	<u>Proposed</u> <u>October 1, 2009</u>
8. <u>Septic Tank Disposal Deposit</u>		
Per septic tank disposal account	\$2,000.00	\$2,000.00
9. <u>High Strength Sewage Surcharge</u>		
Per pound for portion of suspended solids in excess of a concentration of 200 milligrams per liter	\$0.1400	\$0.1400
Per pound for portion of biochemical oxygen demand in excess of a concentration of 200 milligrams per liter	\$0.1900	\$0.1900
10. <u>Pump Station Maintenance Fee</u>		
Fee charged for maintenance of pump stations under contract with the Department		
Per month	\$1,100.00	\$1,100.00
11. <u>Discharge Regulations Violations</u>		
Fine for failure to comply with discharge regulations	\$500.00	\$500.00
12. <u>Removal of Clean-Out Plug</u>	\$150.00	\$150.00
13. <u>Permit Fee(s)</u>	As charged to the Department by various governmental agencies	As charged to the Department by various governmental agencies
14. <u>Service Location Certificate</u>		
To obtain notification of any actual or potential lien amount attached to a service location		
Fee per service address:		
<u>Water & Sewer</u>		
A. Regular service location certificate	\$10.00	\$10.00
B. 24-hour service location certificate	\$20.00	\$20.00

280

**MIAMI-DADE WATER AND SEWER DEPARTMENT
SCHEDULE OF WASTEWATER FEES AND CHARGES**

WASTEWATER	<u>Effective</u> <u>October 1, 2008</u>	<u>Proposed</u> <u>October 1, 2009</u>
15. <u>Plans Review and Inspection Fees</u>		
Processing fees for the review and approval of plans for code compliance regarding sewer extension projects, including sewer laterals, connections and pump stations		
<u>Laterals/Connections</u>	\$55.00	\$55.00
<u>Sewer Main Extensions</u>		
Up to 500 ft.	\$300.00	\$300.00
501 ft. to 2,000 ft.	\$350.00	\$350.00
Greater than 2,000 ft.	\$450.00	\$450.00
<u>Pump Station</u>	\$800.00	\$800.00
<u>Renewal of expired approval and revisions</u> (One year or more after approval)	Same as original fee	Same as original fee
16. <u>Weed Control Fee</u>		
Per quarter	\$20.00	<u>6.00</u>
17. <u>Facilities with Excessive Infiltration Surcharge</u>	10%	10%
18. <u>Discharge of Sludge Charge</u>	\$40.00/ton	\$40.00/ton
19. <u>Telemetry Equipment Installation Fee</u>		
Fee charged for installation of telemetry equipment at developer installed pump stations		
Per pump station	\$7,550.00	\$7,550.00
20. <u>Marinas</u>	40% of retail rate	40% of retail rate
21. <u>Septage Truck Cleanout Charge</u>		
Per cleanout	\$25.00	\$25.00

281

**MIAMI-DADE WATER AND SEWER DEPARTMENT
SCHEDULE OF WASTEWATER FEES AND CHARGES**

WASTEWATER	<u>Effective October 1, 2008</u>	<u>Proposed October 1, 2009</u>
22. <u>Release of Easement Fees</u>		
A. Release of platted easement rights	\$250.00	\$250.00
B. Conditional consent letter for permission to use easement until required by Department	\$50.00	\$50.00
C. All other release requests	\$500.00	\$500.00
23. <u>Completion of Application Form Fees</u>		
A. Utilities collection transmission capacity form	\$50.00	\$50.00
B. Industrial pre-treatment facility application form		
Sewer only	\$150.00	\$150.00
24. <u>Completion of Water and Sewer Verification Form Fees*</u> (See Attached Table 2 for Listing)		
<u>Sewer Only</u>		
A. Residential (R-A)	\$30.00	\$30.00
B. Multi-family residential (R-B)	\$75.00	\$75.00
C. Non-residential (NR)	\$75.00	\$75.00
<u>Water & Sewer</u>		
A. Residential (R-A)	\$60.00	\$60.00
B. Multi-family residential (R-B)	\$150.00	\$150.00
C. Non-residential (NR)	\$150.00	\$150.00
* No additional process fee will apply to obtain verification forms after execution of agreement		
25. <u>Review and Release of Recorded Document Fees (Other Than Easements)</u> (covenants, unities of title, service agreements, warranty deeds)		
A. Sewer only	\$100.00	\$100.00
B. Water & sewer	\$150.00	\$150.00

282

**MIAMI-DADE WATER AND SEWER DEPARTMENT
SCHEDULE OF WASTEWATER FEES AND CHARGES**

WASTEWATER	<u>Effective</u> <u>October 1, 2008</u>	<u>Proposed</u> <u>October 1, 2009</u>
26. <u>Preparation of Service Agreement Fees *</u>		
<u>Sewer Only</u>		
A. Residential, multi-family and Commercial use	\$100.00	\$100.00
B. Residential and multi-family use	\$100.00	_____
<u>Water & Sewer</u>		
A. Residential, multi-family and Commercial use	\$200.00	\$200.00
B. Residential and multi-family use	\$200.00	_____
* No additional process fee will apply to obtain verification forms after execution of agreement		
27. <u>Preparation of Letter of Availability Fees</u>		
A. Sewer only	\$50.00	\$50.00
B. Water & sewer	\$100.00	\$100.00
28. <u>Other Recordable Legal Document Fees</u>		
A. Preparation of covenant		
1. Sewer only	\$25.00	\$25.00
2. Water & sewer	\$50.00	\$50.00
B. Preparation of unity of title		
1. Sewer only	\$25.00	\$25.00
2. Water & Sewer	\$50.00	\$50.00
29. <u>Completion of Groundwater Discharge Form Fee</u>		
	\$50.00	\$50.00
30. <u>Environmental Quality Control Board (EQCB) Letter Preparation Fees</u>		
A. Sewer only	\$35.00	\$35.00
B. Water & sewer	\$70.00	\$70.00
31. <u>Customer Call-Out Fees</u>		
Fee for investigation and/or emergency response to sewer collection complaints (call-outs), fee charged only if Department is not responsible to correct complaint		
Fee per call-out:		
A. Regular working hours	\$125.00	\$125.00
B. Non-regular working hours	\$175.00	\$175.00

283

**MIAMI-DADE WATER AND SEWER DEPARTMENT
SCHEDULE OF WASTEWATER FEES AND CHARGES**

WASTEWATER	<u>Effective</u> <u>October 1, 2008</u>	<u>Proposed</u> <u>October 1, 2009</u>
32. <u>Customer Initiated Closed Circuit Television Lateral Inspection Fee</u>		
Per inspection	\$250.00	\$250.00
33. <u>Review of Shop Drawings Fee</u>		
Per shop drawing	\$100.00	\$100.00
Fee charged for the review of shop drawings for Department compliance regarding sewer manholes, fittings, taps and pump stations		
34. <u>Blueline Prints Requested From As-Builts Fee</u>		
Fee per blueline print	\$5.00	\$5.00
35. <u>Design and Construction Standard Specifications and Details Publication Fee</u>		
Per publication	\$50.00	\$50.00
36. <u>Safety and Rescue Training Course Fees</u>		
<u>Water & Sewer</u>		
A. Confined space entry (24 hours)	\$450.00	\$450.00
B. Hazardous material technician and incident command class (40 hours)	\$550.00	\$550.00
C. Hazwoper training (40 hours)	\$550.00	\$550.00
D. Air monitoring (16 hours)	\$150.00	\$150.00
E. Excavation safety (Trenching & shoring, 16 hours)	\$250.00	\$250.00
F. Fall protection/scaffolding (16 hours)	\$250.00	\$250.00
G. Electrical safety (16 hours)	\$500.00	\$500.00

284

**MIAMI-DADE WATER AND SEWER DEPARTMENT
SCHEDULE OF WASTEWATER FEES AND CHARGES**

WASTEWATER	<u>Effective</u> <u>October 1, 2008</u>	<u>Proposed</u> <u>October 1, 2009</u>
H. Respiratory protection (40 hours)	\$450.00	\$450.00

NOTE: The revenues from the above course fees are allocated to the water and wastewater funds.

37. Laboratory Fees for Wastewater Tests

Per Sample (Excludes Sample Collection)

Bacteriology (Membrane Filter)	\$15.00	\$15.00
Bacteriology (Membrane Filter) -- After Hours Charge to Wholesale Customers	\$40.00	\$40.00
Nitrate	\$10.00	\$10.00
Nitrite	\$10.00	\$10.00
<u>Per Sample (Excludes Sample Collection) (continued)</u>		
Alkalinity	\$8.00	\$8.00
Chloride	\$8.00	\$8.00
Conductivity	\$4.00	\$4.00
Total Dissolved Solids (TDS)	\$6.00	\$6.00
Chlorine Residual	\$10.00	\$10.00
Ammonia - Nitrogen	\$10.00	\$10.00
Dissolved Oxygen	\$6.00	\$6.00
Total Phosphorous	\$10.00	\$10.00
Ortho Phosphate	\$10.00	\$10.00
Biochemical Oxygen Demand	\$12.00	\$12.00
pH	\$4.00	\$4.00
Sulfate	\$16.00	\$16.00
Total Kjeldahl Nitrogen	\$14.00	\$14.00
Total Organic Carbon	\$16.00	\$16.00
Total Suspended Solids	\$6.00	\$6.00
Sodium	\$18.00	\$18.00

38. Preparation of GIS Adhoc Maps and/or Data Fees

Per hour (minimum one hour)	\$65.00	\$65.00
Additional copies of the same map Per copy	\$25.00	\$25.00

**39. Billing Service Fee for Processing
Stormwater Utility Fee for Municipalities**

Fee Determined by Agreement

Fee Determined by Agreement

**MIAMI-DADE WATER AND SEWER DEPARTMENT
SCHEDULE OF WASTEWATER FEES AND CHARGES**

WASTEWATER	<u>Effective</u> <u>October 1, 2008</u>	<u>Proposed</u> <u>October 1, 2009</u>
40. <u>Billing Service Fee for Processing Sewer Billings for Coral Gables</u>	Fee Determined by Agreement	Fee Determined by Agreement
41. <u>Graywater Disposal System</u>		
<p>Customers who utilize an approved graywater disposal system and install a sub-meter to measure water entering the property which utilizes the graywater disposal system will not be charged wastewater disposal for usage measured on the sub-meter.</p>		
42. <u>Security Fees</u>		
A. Fee for Issuance of Initial Identification Card and Personal Transponder		
Per Person	\$60.00	\$60.00
<p>Fee charged for background check and processing costs for identification card and transponder issued to persons having access to restricted Department facilities. (consultants, contractors, non-Water and Sewer Department staff)</p>		
B. Fee for Issuance of Initial Identification Card		
Per Person	\$20.00	\$20.00
<p>Fee charged for processing costs for identification card issued to persons having access to Department facilities. (consultants, contractors, non-Water and Sewer Department staff)</p>		
C. Fee for Renewal of Expired Identification Card (one year from date of issuance) (consultants, contractors, non-Water and Sewer Department staff)		
Per Person	\$15.00	\$15.00
D. Fee for Replacement of Identification Card (card lost, stolen, etc.)		
Per Person	\$15.00	\$15.00

286

**MIAMI-DADE WATER AND SEWER DEPARTMENT
SCHEDULE OF WASTEWATER FEES AND CHARGES**

WASTEWATER	<u>Effective</u> <u>October 1, 2008</u>	<u>Proposed</u> <u>October 1, 2009</u>
E. Fee for Renewal of Expired Personal Transponder (one year from date of issuance) (consultants, contractors, non-Water and Sewer Department staff)		
Per Person	\$15.00	\$15.00
F. Fee for Replacement of Personal Transponder (transponder lost, stolen, etc.)		
Per Person	\$15.00	\$15.00
G. Fee for Issuance of Initial Transponder for Vehicle or Equipment		
Per Vehicle or Piece of Equipment	\$25.00	\$25.00
Fee charged for processing costs for issuance of vehicle or equipment transponder to access Department facilities (consultants, contractors, non-Water and Sewer Department staff)		
H. Fee for Renewal of Expired Transponder for Vehicle or Equipment (one year from date of issuance) (consultants, contractors, non-Water and Sewer Department staff)		
Per Vehicle or Piece of Equipment	\$25.00	\$25.00
I. Fee for Replacement of Transponder for Vehicle or Equipment (transponder lost, stolen, etc.)		
Per Vehicle or Piece of Equipment	\$25.00	\$25.00
J. Fee for Issuance of Initial Identification Card and Personal Transponder for Septic Tank Company Employees		
Per Septic Tank Company Employee	\$35.00	\$35.00
Fee charged for processing costs for identification card and transponder issued to persons having access to septic tank unloading system at Central and South District Wastewater Treatment Facilities.		
K. Fee for Renewal of Expired Identification Card and Personal Transponder for Septic Tank Company Employees (one year from date of issuance)		
Per Septic Tank Company Employee	\$30.00	\$30.00

**MIAMI-DADE WATER AND SEWER DEPARTMENT
SCHEDULE OF WASTEWATER FEES AND CHARGES**

WASTEWATER	<u>Effective</u> <u>October 1, 2008</u>	<u>Proposed</u> <u>October 1, 2009</u>
L. Fee for Replacement of Identification Card and Personal Transponder for Septic Tank Company Employees (card and transponder lost, stolen, etc.)		
Per Septic Tank Company Employee	\$30.00	\$30.00
M. Fee for Issuance of Initial Transponder for Septic Tank Vehicles		
Per Septic Tank Vehicle	\$25.00	\$25.00
Fee charged for processing costs for issuance of septic tank vehicle transponder for access to septic tank unloading system at Central and South District Wastewater Treatment Facilities.		
N. Fee for Renewal of Expired Transponder for Septic Tank Vehicles (one year from date of issuance)		
Per Septic Tank Vehicle	\$25.00	\$25.00
O. Fee for Replacement of Transponder for Septic Tank Vehicles (transponder lost, stolen, etc.)		
Per Septic Tank Vehicle	\$25.00	\$25.00
43. <u>Subscription Fee to Access Customer Information System (CIS)</u>		
Fee per user	\$6,300.00	\$6,300.00
Annual fee charged to title and lien companies to provide access to the Department's Customer Information System (CIS) via the Internet.		
44. <u>Cut For Non-Payment (CONP)</u>		
Third Attempt Water Meter Removal Charge	\$250.00	\$250.00
Fee charged to customers who intentionally blocked access to water meter on two previous attempts to collect or lock service for non-payment.		

**MIAMI-DADE WATER AND SEWER DEPARTMENT
SCHEDULE OF WASTEWATER FEES AND CHARGES**

WASTEWATER	<u>Effective</u> <u>October 1, 2008</u>	<u>Proposed</u> <u>October 1, 2009</u>
45. <u>Developer Repayment Fee</u>		
To cover administrative costs for collection and repayment of construction connection charges collected from connecting and/or abutting properties in behalf of developers who constructed the facilities.	2.5% of gross repayment	2.5% of gross repayment
46. <u>General & Administrative (G&A) Overhead (OH) Rate</u>		
Rate charged to offset general and administrative costs related to work performed by the Department due to request, damage (billable job orders) or contractual agreement.	10.6% of total cost	10.6% of total cost
47. <u>Rental of Light Towers</u>	\$505.00 per tower per day	\$505.00 per tower per day
48. <u>Reports Listing New Customer Fee</u>	\$40.00	\$40.00
49. <u>Sewer Force Main Pipe Tapping Charges</u>		
Tap Size:		
4"	\$405.00	\$470.00
6"	\$445.00	\$550.00
8"	\$491.00	\$615.00
12"	\$653.00	\$860.00
16"	\$936.00	\$1,385.00
20"	\$1,084.00	\$1,695.00
Overtime Charge	\$85.00	\$95.00

NOTE: There will be a ~~\$170.00~~ \$180.00 charge if Department personnel arrive on a job site and are unable to perform the tapping operation because the contractor has not fulfilled its obligations specified in the Rules and Regulations. No materials shall be furnished by the Department for installation under the prices listed above.

289

MIAMI-DADE WATER AND SEWER DEPARTMENT

Table 2

No.	Types of Building Usages	Rating	Verification Form Fee Listing
1	Adult Congregate Living Units and Other Residential Institutions and Facilities	100 gpcd	NR
2	Airport	5 gpd/passenger 10 gpd/employee	NR
3	Apartments (per unit)	200 gpd	R-B
4	Banquet Halls	25 gpd/seat	NR
5	Barbershops	10 gpd/100 sq. ft.	NR
6	Bars and Cocktail Lounges	25 gpd/seat	NR
7	Beauty Shops	75 gpd/seat	NR
8	Bowling Alleys	100 gpd/lane	NR
9	Camper or Trailer Parks	150 gpd/space	NR
10	Car Washes (hand type)	1,000 gpd/bay	NR
11	Car Washes (recycling type)	750 gpd/bay	NR
12	Coin Laundries	175 gpd/washer	NR
13	Country Clubs	25 gpd/member	NR
14	Dentist Offices	275 gpd/dentist	NR
15	Duplexes or Twin Home Residences	250 gpd/unit	R-A
16	Factories (with showers)	20 gpd/100 sq. ft.	NR
17	Factories (without showers)	10 gpd/100 sq. ft.	NR
18	Food Preparation Outlets (bakeries, meat markets, commissaries)	350 gpd minimum 50 gpd/100 sq. ft.	NR
19	Funeral Homes	10 gpd/100 sq. ft.	NR
20	Gas Stations, Minimarts	450 gpd	NR

MIAMI-DADE WATER AND SEWER DEPARTMENT

Table 2

No.	Types of Building Usages	Rating	Verification Form Fee Listing
21	Health Spas, Gyms with showers	35 gpd/100 sq. ft.	NR
22	Health Spas, Gyms without showers	20 gpd/100 sq. ft.	NR
23	Hospitals	250 gpd/bed	NR
24	Hotels and Motels	100 gpd/room or unit	NR
25	House of Worship	3 gpd/seat	NR
26	Kennels	30 gpd/cage	NR
27	Marinas	40 gpd/boat slip	NR
28	Mobile Home Parks	300 gpd/unit	R-A
29	Motor Vehicle Service Stations	10 gpd/100 sq. ft.	NR
30	Nursing or Convalescent Homes	150 gpd/bed	NR
31	Office Buildings	10 gpd/100 sq. ft.	NR
32	Parks (with toilets only)	5 gpd/person	NR
33	Parks (with toilets and showers)	20 gpd/person	NR
34	Pet Grooming	10 gpd/100 sq. ft. + 75 gpd/tub	NR
35	Physician Offices	250 gpd/physician	NR
36	Public Swimming Facilities	10 gpd/person	NR
37	Restaurants (full service)	50 gpd/seat 350 gpd minimum	NR
38	Restaurants (fast food service)	35 gpd/seat 350 gpd minimum	NR
39	Restaurants (take-out service)	50 gpd/100 sq. ft. 350 gpd minimum	NR

MIAMI-DADE WATER AND SEWER DEPARTMENT

Table 2

No.	Types of Building Usages	Rating	Verification Form Fee Listing
40	Schools		
	a) day care/nursery	5 gpd/student	NR
	b) regular schools	10 gpd/student	
	c) with cafeteria, add: d) with showers, add:	5 gpd/student 5 gpd/student	DADE COUNTY SCHOOL BOARD
	e) teachers and staff	15 gpd/student person	IS EXEMPT
41	Shopping Centers (dry use)	5 gpd/100 sq. ft.	NR
42	Show Rooms	10 gpd/100 sq. ft.	NR
43	Single Family Residences	350 gpd	R-A
44	Stadiums, Frontons, Ball Parks	3 gpd/seat	NR
45	Storage or Mini Warehouses	5 gpd/1,000 sq. ft.	NR
46	Stores (without food service)	5 gpd/100 sq. ft.	NR
47	Theaters		
	a) indoor auditorium b) outdoor drive-in	3 gpd/seat 5 gpd/car space	NR
48	Townhouse Residences	250 gpd	R-B
49	Veterinarian Offices		
	a) per veterinarian b) with kennels	250 gpd 30 gpd/cage	NR
50	Warehouse/Industrial Speculation Buildings	20 gpd/1,000 sq. ft.	NR

Note: gpd = gallons per day
 gpcd = gallons per capita per day
 R-A = Residential
 R-B = Multi-family Residential
 NR = Non-residential

A.O I.O.: 4-113

Ordered: ~~09/18/1999~~ 09/18/2009

Effective: ~~09/19/1999~~ 10/01/2009

MIAMI-DADE COUNTY
~~ADMINISTRATIVE~~ IMPLEMENTING ORDER

FEE SCHEDULE FOR MIAMI-DADE COUNTY CORRECTIONS AND REHABILITATION
DEPARTMENT DAILY INMATE SUBSISTENCE AND UNIFORMS

AUTHORITY:

~~Section 4.02 of the~~ The Miami-Dade County Home Rule Amendment and Charter, including among others, Sections 1.01 and 2.02A, and Sections 951.033, (~~1996~~ 2009) and 939.06 (~~1995~~ 2009), Florida Statutes.

SUPERSEDES:

This ~~Administrative Implementing Order~~ supersedes ~~Administrative Implementing Order A.O IO 4-113, ordered September 9, 1999 and effective September 19, 1999~~ October 1, 2009.

POLICY:

The ~~Administrative Implementing Order~~ established a fee for charging inmates in the care, custody and control of the Miami-Dade Corrections and Rehabilitation Department a fair portion of their daily subsistence and one-time uniform costs during incarceration. These fees will go to the Inmate Welfare Fund.

APPLICABILITY: The provisions of this procedure are applicable to all inmates incarcerated in facilities operated by the Miami-Dade Corrections and Rehabilitation Department. Exemptions will be determined by the Department Director to include inmates held for ~~other jurisdictions/agencies~~ U.S. Marshal (as their sole charge), inmates assigned to the Work Release Program, Boot Camp Program, House Arrest Program, and inmates assigned to ~~Trusty~~ Inmate Worker Program.

FEE SCHEDULE: The daily subsistence fee charged to all inmates to offset the cost of incarceration is \$2 5.00. The one-time uniform fee charged to all inmates to offset costs of incarceration is \$10.00

PROCEDURE: The Department Director is authorized to collect fees pursuant to Section 951.033, Florida Statutes, and account for the revenues. The process will involve the following:

- a) The inmate will be advised of a fee schedule and policy during the orientation process and a copy of the fee schedule will be posted in each housing unit as well as made available in the inmate handbook.
- b) The daily subsistence fee will be debited on a daily basis from the inmate's case account in the facility.
- c) The one-time uniform fee will be \$10.00 after the inmate's first appearance or after their initial classification process

- d) If the inmate's cash account in the facility does not contain sufficient funds to cover subsistence costs, the Director may place a civil restitution line against the inmate's or other personal property. A civil restitution lien may continue for a period of three years and applies to the cash amount of any inmate who is re-incarcerated within the county in which the civil restitution was originated.
- e) When the court orders a lien against an inmate's funds; e.g., for child support, restitution, or court fees, such orders will take precedence over the collection of the daily subsistence fee.
- f) If any inmate wished to present reasons for opposition to the assessment, a formal written appeal is available through the inmate grievance process.
- g) Any inmate with uncollected funds owed to Miami-Dade County Corrections and Rehabilitation Department, upon their release, shall pay said funds before any funds are released to them.
- h) Inmates who are held in jail as unsentenced and are acquitted or discharged on all charges shall be reimbursed for the daily charge of subsistence which they paid but not for the one-time uniform fee. The inmate must provide a certified copy of the final court disposition from the Clerk of Courts prior to the reimbursement funds. The inmate may submit the request for payment at the facility property room upon release. After administrative review and processing, the check will be mailed to the last known address no later than 90 days after receipt of final court disposition

This ~~Administrative~~ Implementing Order is hereby submitted to the Board of County Commissioners of Miami-Dade County, Florida.

M.R. Stierheim
County Manager

I.O. No. 4-119

Ordered: ~~09/18/2008~~09/18/2009

Effective: ~~10/01/2008~~10/01/2009

MIAMI-DADE COUNTY
IMPLEMENTING ORDER

FEE SCHEDULE FOR THE MIAMI-DADE PARK AND RECREATION DEPARTMENT

AUTHORITY:

~~Section 4.02 of the~~ The Miami-Dade County Home Rule Amendment and Charter, including, among others, Sections 1.01 and 2.02A, and Chapter 26 of the Code of Miami-Dade County.

SUPERSEDES:

This Implementing Order (IO) supersedes AO 4-119, ordered September 23, 2004 and effective October 1, 2004, and AO 4-119, ordered September 17, 2003 and effective October 1, 2003, and IO 4-119 ordered September 20, ~~2008-2009~~ and effective October 1, ~~2008~~2009.

POLICY:

This Implementing Order provides a schedule of fees for services, programs, and attractions provided or operated by the Park and Recreation Department.

PROCEDURE:

The administration of this Implementing Order is designated to the Director, Miami-Dade Park and Recreation Department, who will be responsible for the collection of fees and the delivery of the required services pursuant to Chapter 26 relating to the powers and duties of the Park and Recreation Department. Every year, or earlier, if necessary, the Director shall review the fees in terms of cost and recommend changes to the County Manager through this administrative order procedure.

FEE SCHEDULE:

The fee schedule adopted by this Administrative Order is attached hereto and made a part hereof. This official fee schedule is also filed with and subject to the approval of the Board of County Commissioners and on file with the Clerk thereof. Fees charged by the Park and Recreation Department shall be the same as those listed in the official fee schedule on file with the Clerk of the County Commission.

This Implementing Order is hereby submitted to the Board of County Commissioners of Miami-Dade County, Florida.

County Manager

PARK AND RECREATION DEPARTMENT FEE SCHEDULE

Greynolds Golf Course	WINTER:	SUMMER:
Golf Course Fees	December 1 -- April 30	December 1 - April 30
	<u>CURRENT</u>	<u>CURRENT</u>
	<u>FEE</u>	<u>FEE</u>
DESCRIPTION	FY 08-09	FY 08-09
Greens Fees 9 Holes (Plus Tax):		
Regular-	\$13.75-	\$10.27-
Student	\$7.00-	\$5.00-
Twilight (2 P.M. E.S.T. /3 P.M. daylight savings time)	\$9.30-	\$8.31-
Replay	\$6.50-	\$5.00-
Electric Carts (Plus Tax) (I.D. Required):		
9 Holes	\$13.50-	\$12.00-
1/2 Cart-	\$6.75-	\$6.00-
Miscellaneous Rentals (Plus Tax):		
Pull Carts	\$4.50-	\$4.00-
Club Rentals	\$8.00-	\$8.00-
Bag Rental	\$3.00-	\$3.00-
Greens Fee & Cart Per Person on League Night		\$8.75-

PARK AND RECREATION DEPARTMENT FEE SCHEDULE		
Greynolds Golf Course	ANNUAL	
Golf Course Fees	<u>CURRENT</u>	<u>PROPOSED</u>
	<u>FEE</u>	<u>FEE</u>
	<u>FY 08-09</u>	<u>FY 09-10</u>
DESCRIPTION		
Greens Fees - 9 Holes (Plus Tax):		
Regular		\$13.00
Student		\$7.00
Twilight (2PM - 3PM, daylight savings time)		\$9.00
Replay		\$6.75
Electric cart, 9 holes		\$14.00
1/2 electric cart		\$7.00
Spectators		\$5.75
Miscellaneous Rental (Plus Tax):		
Pull carts		\$5.00
Club Rental		\$8.00
Bag Rental		\$3.00
Green Fee & Cart Fee per person on league night (not applicable before 5:00 PM)		\$10.00
Junior League - Green Fees & Cart Fee		\$10.00

PARK AND RECREATION DEPARTMENT FEE SCHEDULE				
Crandon Golf Course	WINTER:		SUMMER:	
	December 15 - April 14		May 1 - November 20 24	
	CURRENT	PROPOSED	CURRENT	PROPOSED
	FEE	FEE	FEE	FEE
	FY 08-09	FY 09-10	FY 08-09	FY 09-10
Golf Course Fees				
DESCRIPTION				
Greens Fees 18-Holes (Plus Tax):				
Mon - Fri (Non-Resident)	\$121.50-	\$136.50	\$40.00	\$40.00
Mon - Fri (Resident)	\$55.00	\$55.00	\$26.80-	\$26.80
Sat., Sun. & Holidays (Non-Resident)	\$126.50-	\$136.50	\$45.00	\$45.00
Sat., Sun. & Holidays (Resident)	\$60.00	\$60.00	\$30.30-	\$31.50
Twilight Mon - Fri (3 2 P.M.E.S.T. / 4 P.M. daylight savings time)	\$26.00-	\$27.00	\$18.00-	\$20.70
Sat., Sun. & Holidays (Twilight)	\$28.00-	\$29.00	\$19.00-	\$22.00
High Schools (After 3:00 P.M. Mon.-Thurs.Practices and Matches)	\$12.00-	\$14.00	\$12.00-	\$14.00
Electric Carts (Plus Tax): (Must take cart until 3:00 P.M.)				
18 Hole Rental	\$47.00	\$47.00	\$37.00-	\$47.00
Twilight (3 P.M. E.S.T. / 4 P.M. daylight savings time)	\$22.00-	\$28.00	\$24.00-	\$28.00
Handicap Fees		\$15.00		\$15.00
Miscellaneous Rentals (Plus Tax):				
Lockers:				
Yearly	\$100.00	\$100.00	\$100.00	\$100.00
Monthly	\$31.00	\$31.00	\$31.00	\$31.00
Daily	\$10.00	\$10.00	\$10.00	\$10.00
Club Rental (Deluxe)	\$38.00-	\$42.00	\$38.00-	\$42.00
Driving Range (Plus Tax):				
Small Bucket	\$3.55	\$3.55	\$3.55	\$3.55
Large Bucket	\$6.10-	\$7.10	\$6.10-	\$7.10
Tournament Bucket	\$2.50-	\$3.00	\$2.50-	\$3.00
Advance Tee Time Reservation Fee (Plus Tax) (Applies to any tee times reserved more than 5 days in advance, per person)	\$10.00	\$10.00	\$10.00	\$10.00
Key Replacement for Lockers	\$5.00	\$5.00	\$5.00	\$5.00
Summer Special			\$32.00-	

PARK AND RECREATION DEPARTMENT FEE SCHEDULE				
Crandon Golf Course	SPRING:		FALL:	
Golf Course Fees	April 15 - April 30		November 21 22 - December 14	
	CURRENT	PROPOSED	CURRENT	PROPOSED
	FEE	FEE	FEE	FEE
	FY 08-09	FY 09-10	FY 08-09	FY 09-10
DESCRIPTION				
Greens Fees 18-Holes (Plus Tax):				
Mon – Fri (Non-Resident)	\$77.00	\$77.00	\$77.00	\$77.00
Mon – Fri (Resident)	\$36.00	\$36.00	\$36.00	\$36.00
Sat., Sun. & Holidays (Non-Resident)	\$80.00	\$80.00	\$80.00	\$80.00
Sat., Sun. & Holidays (Resident)	\$39.00	\$39.00	\$39.00	\$39.00
Twilight Mon – Fri (3 P.M. E.S.T./4 P.M. daylight savings time)	\$26.00	\$26.00	\$26.00	\$26.00
Sat., Sun. & Holidays (Twilight)	\$27.00	\$27.00	\$27.00	\$27.00
High Schools (after 3:00 P.M. Mon - Thurs. Practices and Matches)	\$42.00	\$14.00	\$42.00	\$14.00
Electric Carts (Plus Tax): (Must take cart until 3:00 P.M.)				
18 Hole Rental	\$47.00	\$47.00	\$47.00	\$47.00
Twilight (3 P.M. E.S.T./4 P. M. daylight savings time)	\$22.00	\$28.00	\$22.00	\$28.00
Miscellaneous Rentals (Plus Tax):				
Lockers:				
Yearly	\$100.00	\$100.00	\$100.00	\$100.00
Monthly	\$31.00	\$31.00	\$31.00	\$31.00
Daily	\$10.00	\$10.00	\$10.00	\$10.00
Club Rental (Deluxe)	\$38.00	\$42.00	\$38.00	\$42.00
Driving Range (Plus Tax):				
Small Bucket	\$3.55	\$3.55	\$3.55	\$3.55
Large Bucket	\$6.10	\$7.10	\$6.10	\$7.10
Tournament Bucket	\$2.50	\$3.00	\$2.50	\$3.00
Advance Tee Time Reservation Fee (Plus Tax)				
(Applies to any tee times reserved more than 5 days in advance, per person)	\$10.00	\$10.00	\$10.00	\$10.00
Key Replacement for Lockers	\$5.00	\$5.00	\$5.00	\$5.00

PARK AND RECREATION DEPARTMENT FEE SCHEDULE

Palmetto Golf Course	WINTER:		SUMMER:	
	November 21 22 - April 30		May 1 - November 20 21	
	CURRENT	PROPOSED	CURRENT	PROPOSED
	FEE	FEE	FEE	FEE
	FY 08-09	FY 09-10	FY 08-09	FY 09-10
Golf Course Fees				
DESCRIPTION				
Greens Fees 18-Holes (Plus Tax):				
Monday-Friday	\$19.30	<u>\$19.80</u>	\$14.70	<u>\$16.91</u>
Sat., Sun. & Holidays	\$23.10	<u>\$23.60</u>	\$19.00	<u>\$21.85</u>
Walking Green Fees, Sat., Sun., & Holidays, 7 AM - 10:30 AM		<u>\$30.00</u>		<u>\$28.00</u>
Permit Holders, walking fee, Sat., Sun., & Holidays 7AM - 10:30 AM		<u>\$8.00</u>		<u>\$8.00</u>
Twilight (3 P.M. E.S.T./4 P.M. daylight savings time)	\$14.85	<u>\$15.35</u>	\$9.45	\$9.45
Junior Program Fee (1)	\$10.50	\$10.50	\$10.00	\$10.50
Spectators (walking)	\$10.30	\$10.30	\$10.30	\$10.30
Spectators (riding)		<u>½ of Cart Fee</u>		<u>½ of Cart Fee</u>
Electric Golf Carts:				
18 Hole Rental (Weekday Rate)	\$37.90		\$37.90	
18 Hole Rental (Weekend Rate)	\$41.90	<u>\$42.40</u>	\$41.90	<u>\$42.40</u>
Handicap Fees		<u>\$15.00</u>		<u>\$15.00</u>
Permit Holders (9 Holes) (1)			\$14.50	
Permit Holders (18 Holes) (1)			\$22.00	
Miscellaneous Rentals (Plus Tax):				
Cobra Golf Club Rentals (fee per set)	\$30.00	\$30.00	\$30.00	\$30.00
Club Rental	\$12.00	\$12.00	\$12.00	\$12.00
Club Rental (1 Club for Range Use)	\$2.50	\$2.50	\$2.50	\$2.50

NOTES:

(1) Not applicable Saturday, Sunday, and Holidays before 11:45 a.m.

299

PARK AND RECREATION DEPARTMENT FEE SCHEDULE				
Palmetto Golf Course	SUMMER:		WINTER:	
	May 1 – November 20 24		November 21 22 - April 30	
Golf Course Fees	CURRENT	PROPOSED	CURRENT	PROPOSED
	FEE	FEE	FEE	FEE
	FY 08-09	FY 09-10	FY 08-09	FY 09-10
DESCRIPTION				
Greens Fees 18-Holes (Plus Tax) (Golf Packages includes fees and cart):				
Monday – Friday, 7 am – 10:30 am	\$38.20	\$41.00	\$34.15	\$37.86
Monday – Friday, 10:30 am – 2 pm	\$29.50	\$36.90	\$25.50	\$34.08
Monday – Friday, 2 pm – 5 pm	\$22.00	\$30.75	\$20.60	\$28.40
Monday – Friday, 5 pm - Close	\$20.10	\$20.10	\$13.00	\$14.95
Sat., Sun., & Holidays, 7 am – 10:30 am	\$44.05	\$44.80	\$40.45	\$42.80
Sat., Sun., & Holidays, 10:30 am – 2 pm	\$33.50	\$40.32	\$27.50	\$38.52
Sat., Sun., & Holidays, 2 pm – 5 pm	\$25.00	\$33.60	\$22.60	\$32.10
Sat., Sun., & Holidays, 2 pm - Close	\$22.50			
Sat., Sun., & Holidays, 5 pm - Close			\$15.50	\$17.83
Thursday Scramble			\$13.00	\$14.95
Warm-up Bucket	\$2.00	\$2.00	\$2.00	\$2.00
Men & Women Association (green fees and cart included)	\$29.00	\$36.90	\$26.00	\$34.08
Handicap Fees		\$15.00		\$15.00
Driving Range Balls (Plus Tax):				
Small Bucket	\$3.50	\$3.50	\$3.50	\$3.50
Large Bucket	\$5.85	\$5.85	\$5.85	\$5.85
High Schools: (Sept. - May)				
Monday-Friday (1:00 P.M.) Practice Matches	\$10.50	\$10.50	\$25.50	\$10.50

PARK AND RECREATION DEPARTMENT FEE SCHEDULE				
Palmetto Golf Course	WINTER:		SUMMER:	
	November 21 22- April 30		May 1 - November 20 24	
Golf Course Fees	CURRENT	PROPOSED	CURRENT	PROPOSED
	FEE	FEE	FEE	FEE
	FY 08-09	FY 09-10	FY 08-09	FY 09-10
DESCRIPTION				
Miniature Golf Course (Plus Tax):				
Monday-Friday before 6 PM	\$6.00	\$6.00	\$6.00	\$6.00
Monday-Friday after 6 PM Weekends and Holidays	\$7.00	\$7.00	\$7.00	\$7.00
Deck Rental (first two hours)	\$55.00		\$55.00	
Deck Rental (each additional hour)	\$30.00		\$30.00	

300

PARK AND RECREATION DEPARTMENT FEE SCHEDULE		
Briar Bay Golf Course	WINTER:	SUMMER:
	December 1-- April 30	May 1--November 30
Golf Course Fees	CURRENT	CURRENT
	FEE	FEE
	FY 08-09	FY 08-09
DESCRIPTION		
Greens Fees - 9 Holes (Plus Tax):		
Monday-Friday	\$11.00-	\$9.50-
Sat., Sun. & Holidays	\$12.00-	\$10.50-
Twilight	\$8.75-	\$7.75-
(3 P.M. E.S.T. / 4 P.M. daylight savings time)		
Replay	1/2 Greens Fees-	1/2 Greens- Fees-
Cart Rental:		
9 Holes	\$14.50-	\$12.50-
Replay	\$7.25-	\$7.25-
Miscellaneous Rentals:		
Pull Carts	\$3.75-	\$3.75-
Club Rental	\$7.75-	\$7.75-
Club Rental (Bag Jr.)	\$4.25-	\$4.25-
School Athletic Program: (Sept. - May)		
Monday-Friday (After 1:00 P.M.)	\$6.00-	\$5.75-
Junior Program Fee	\$5.75-	\$5.50-

PARK AND RECREATION DEPARTMENT FEE SCHEDULE		
Briar Bay Golf Course	ANNUAL	
	CURRENT	PROPOSED
Golf Course Fees	FEE	FEE
	FY 08-09	FY 09-10
DESCRIPTION		
Greens Fees - 9 Holes (Plus Tax):		
Mon-Fri		\$11.00
Saturday, Sunday & Holidays		\$12.00
Twilight (3PM - 4PM, daylight savings time)		\$8.75
Replay		1/2 of green fees
Electric cart, 9 holes		\$14.50
Cart rental replay		\$7.25
Miscellaneous Rental (Plus Tax):		
Pull carts		\$3.75
Club Rental		\$7.75
Club Rental, Junior Bag		\$4.25
School Athletic Program, Mon-Fri after 1 PM		\$6.00
School Athletic Program, Junior Program Fee		\$5.75

PARK AND RECREATION DEPARTMENT FEE SCHEDULE				
Country Club of Miami	WINTER:		SUMMER:	
	November 21 22 - April 30		May 1 - November 20 24	
Golf Course Fees	CURRENT	PROPOSED	CURRENT	PROPOSED
	FEE	FEE	FEE	FEE
	FY 08-09	FY 09-10	FY 08-09	FY 09-10
DESCRIPTION				
Greens Fees - 18 Holes (Plus Tax):				
Resident Monday – Friday (7 A.M. – 11 A.M.)	\$32.50	\$32.50	\$17.50	\$17.50
Resident Monday – Friday (11 A.M. – 3 P.M.)	\$22.50	\$22.50	\$7.50	<u>\$10.00</u>
Resident Sat., Sun. & Holidays (7 A.M. – 11 A.M.)	\$42.50	\$42.50	\$23.50	\$23.50
Resident Sat., Sun. & Holidays (11 A.M. – 3 P.M.)	\$32.50	\$32.50	\$12.00	\$12.00
Twilight (2 3-PM EST – 3 4 PM daylight savings time)	\$5.00	\$5.00	\$5.00	<u>\$6.00</u>
Walking green fees, adult, after 3PM space available		<u>\$23.00</u>		<u>\$23.00</u>
High Schools Monday – Thursday (After 3 P.M)				
Practices and Matches with Coach	\$10.00	\$10.00	\$10.00	\$10.00
Junior Rate Walking (after 3 PM, space available) (1)	\$10.00	\$10.00	\$10.00	\$10.00
Green fees Junior rate riding with adult		<u>\$23.00</u>		<u>\$23.00</u>
Tournaments	\$ 25.00 - \$ 75.00	\$ 25.00 - \$ 75.00	\$ 20.00 - \$ 50.00	\$ 20.00 - \$ 50.00
Leagues (includes green fees and cart fees)		<u>\$ 30.00 - \$ 75.00</u>		<u>\$ 20.00 - \$ 50.00</u>
Spectator (riding only)	\$22.00	<u>\$23.00</u>	\$18.00	<u>\$23.00</u>
Electric Carts (Plus Tax):				
½ Cart	\$22.00	<u>\$23.00</u>	\$18.00	<u>\$23.00</u>
Twilight Cart Rental (2 PM EST – 4 PM daylight savings time)			\$17.50	<u>\$18.00</u>
Trail Fees (for current patrons only) (Plus Tax)	\$10.00	<u>\$12.00</u>	\$10.00	<u>\$12.00</u>
Summer Special			\$32.00	

NOTES:

(1) Not applicable Saturday, Sunday, and Holidays before 11:45 A.M.

PARK AND RECREATION DEPARTMENT FEE SCHEDULE				
Country Club of Miami	WINTER:		SUMMER:	
	November 21 22 - April 30		May 1 - November 20 24	
Golf Course Fees (cont'd.)	CURRENT	PROPOSED	CURRENT	PROPOSED
	FEE	FEE	FEE	FEE
	FY 08-09	FY 09-10	FY 08-09	FY 09-10
DESCRIPTION				
Driving Range (Plus Tax):				
Large Range Bucket	\$6.10	<u>\$7.00</u>	\$6.10	<u>\$7.00</u>
Small Range Bucket	\$3.55	<u>\$3.65</u>	\$3.55	<u>\$3.65</u>
Tournament Bucket	\$2.50	\$2.50	\$2.50	\$2.50
Range/Short game/Practice Area				
Short Game area daily fee		<u>\$7.00</u>		<u>\$7.00</u>
Miscellaneous Fees (Plus Tax):				
Handicap fees	\$23.36	\$23.36	\$23.36	\$23.36
Locker Rental (minimum 3 months)	\$60.00	\$60.00	\$60.00	\$60.00
Locker Rental (Annual)	\$120.00	\$120.00	\$120.00	\$120.00
Club Rental (1 set)	\$30.00	\$30.00	\$30.00	\$30.00
Daily (includes lock)	\$3.50	\$3.50	\$3.50	\$3.50

302

PARK AND RECREATION DEPARTMENT FEE SCHEDULE		
Greynolds Golf Course	ANNUAL	
Golf Course Fees	CURRENT	PROPOSED
	FEE	FEE
	FY 08-09	FY 09-10
DESCRIPTION		
Annual Permits (Dec.1 - Nov. 30) (Plus Tax):		
Individual	\$945.00	\$945.00
Spouse	\$523.00	\$523.00
Individual/5 Day (Minus Holidays)	\$676.00	\$676.00
Junior (Resident) Summer: June - Sept.	\$150.00	\$150.00
Spectators	\$5.00	\$5.75

PARK AND RECREATION DEPARTMENT FEE SCHEDULE		
Haulover Golf Course	ANNUAL	
Golf Course Fees	CURRENT	PROPOSED
	FEE	FEE
	FY 08-09	FY 09-10
DESCRIPTION		
Greens Fees - 9 Holes (Plus Tax):		
Daily-	\$6.25	\$6.25
Replay	\$4.00	\$4.00
Children	\$3.25	\$3.25
Child Replay	\$2.25	\$2.25
Special Activity Day (1 Day/Week)	\$3.75	\$3.75
Special Activity Day Replay	\$2.50	\$2.50
Miscellaneous Rental (Plus Tax):		
Pull carts	\$2.33	\$2.33
Club Rental	\$5.00	\$5.00

PARK AND RECREATION DEPARTMENT FEE SCHEDULE		
Crandon Golf Course	ANNUAL	
Golf Course Fees	CURRENT	PROPOSED
	FEE	FEE
	FY 08-09	FY 09-10
DESCRIPTION		
Annual Permits (Dec. 1 - Nov. 30) (Plus Tax): (1)		
Individual		
7 Day	\$3,255.00	\$3,255.00
Spouse		
7 Day	\$1,315.00	\$1,315.00
Senior Citizen (Resident)		
7 Day	\$1,735.00	\$1,735.00
5 Day	\$1,525.00	\$1,525.00
Senior Citizen Spouse (Resident)		
7 Day	\$1,210.00	\$1,210.00
5 Day	\$1,105.00	\$1,105.00
Spectators (Plus Tax):		
	50% of cart	50% of cart
Riders	Fee	Fee

NOTES:

(1) Annual Permits for renewals only - new permits not issued.

PARK AND RECREATION DEPARTMENT FEE SCHEDULE		
Palmetto Golf Course	ANNUAL	
Golf Course Fees	CURRENT	PROPOSED
	FEE	FEE
	FY 08-09	FY 09-10
DESCRIPTION		
Annual Permits (Dec. 1 - Nov. 30) (Plus Tax):		
Individual		
7 Day (1)	\$1,720.00	\$1,720.00
5 Day	\$1,380.00	\$1,421.00
Spouse		
7 Day (1)	\$830.00	\$830.00
5 Day	\$642.00	\$661.00
Junior (Can play on weekends after 1:00 P.M. or before 1:00 P.M. if accompanied by parent.)		
7 Day (1)	\$676.00	\$676.00
Senior Citizen (Individual) (Resident)		
5 Day	\$1,040.00	\$1,071.00
Senior Citizen (Spouse) (Resident)		
5 Day	\$495.00	\$510.00

Note: (1) No new 7 day permits issued after October 1, 2009

PARK AND RECREATION DEPARTMENT FEE SCHEDULE		
Briar Bay Golf Course	ANNUAL	
Golf Course Fees	CURRENT	PROPOSED
	FEE	FEE
	FY 08-09	FY 09-10
DESCRIPTION		
Annual Permit (Dec. 1 - Nov. 30) (Plus Tax):		
Individual		
5 Day	\$550.00-	\$700.00
Spouse		
5 Day	\$375.00-	\$550.00
Junior		
7 Day	\$325.00-	\$395.00
Spectator	\$5.00	\$5.00

PARK AND RECREATION DEPARTMENT FEE SCHEDULE		
Country Club of Miami	ANNUAL	
Golf Course Fees	CURRENT	PROPOSED
	FEE	FEE
	FY 08-09	FY 09-10
DESCRIPTION		
Annual Permit (Plus Tax):		
Individual	\$1,920.00	\$1,920.00
Spouse	\$775.00	\$775.00
Weekday Individual	\$1,020.00	\$1,020.00
Weekday Spouse	\$415.00	\$415.00
Senior Citizen Weekday	\$795.00	\$795.00
Corporate	\$8,160.00	\$8,160.00
Trail Permit	\$927.00	\$927.00
Range/short game/practice area – 60 day trial (can be applied to regular membership)		\$100.00
3 month membership		\$250.00
Range/short game/practice area – 6 month membership		\$450.00
Range/short game/practice area – 12 month membership		\$800.00

**PARK AND RECREATION DEPARTMENT FEE SCHEDULE
GOLF COURSES (CONT.)**

Discounted County Employee & Retired County Employee Golf Rates:

50% reduction in greens fees on weekdays.

25% reduction in greens fees on weekends & holidays.

County employees and permit holders may be subject to tee time restrictions during tournaments and peak play.

Discounts not applicable for twilight rates.

Age Categories:	Description:
Individual	18 to 61 years
Spouse	18 to 61 years
Child	12 years and
Junior	17 years and
Senior Citizen	62 years and
Senior Citizen Spouse	62 years and
High School and College Teams	Teams only

Annual Golf Permit Refund Procedure:

Annual Golf Permits starts on December 1 (except for the Country Club of Miami). Refunds will be granted between December 1 and April 30 because of medical reasons (doctor's letter) or death of permit holder (copy of death certificate.)

Refund Scale:	
December 1 to 31	80% Refund
January 1 to 31	60% Refund
February 1 to 28	40% Refund
March 1 to 31	20% Refund
April 1 to 30	10% Refund

Refund Scale for the Country Club of Miami:	
After purchase date:	Amount:
1 st Month	80% Refund
2 nd Month	60% Refund
3 rd Month	40% Refund
4 th Month	20% Refund
5 th Month	10% Refund

Annual Permits are facility specific.

All times are variable and determined by the market conditions with approval by the Director and at all County Operated golf courses.

Promotional rates up to a maximum of 45% are offered with approval by the Director at all County operated golf courses.

Rates may be adjusted up to 15% over approved rates with the approval of the Director.

DADE COUNTY GOLF COURSES RESERVE THE RIGHT TO HAVE SPECIAL FEES FOR SPECIAL PROMOTIONS DURING NON-PEAK HOURS.

PARK AND RECREATION DEPARTMENT FEE SCHEDULE		
Marina	CURRENT	PROPOSED
	FEE	FEE
Marina Fees	FY 08-09	FY 09-10
DESCRIPTION		
WET SLIPS: Annual Contract (Plus Tax)	\$ 0.27-\$ 0.51	\$ 0.43 - \$ 0.85
TRANSIENT:		
Daily (Boat Ft/Day)	\$ 1.00-\$1.25	\$1.00-\$2.00
Monthly (Boat Ft/Day)	\$ 0.54-\$0.73	\$ 0.54-\$0.73
Daily Transient electrical charges		\$2.00-\$10.00
Additional Marina Parking Decals (limited to 1 per boat) (Plus Tax)	\$25.00- \$75.00	\$ 25.00 - \$ 75.00
PROMOTIONAL RATES (Plus Tax)	\$ 0.70 - \$ 1.00	\$ 0.70 - \$ 1.00
Rendezvous Transient (Group Discount) (Boat ft./day) 3 Boat Minimum		
County Marina Patron (Boat Ft/Day) (non-taxable)		
Marine Associations		
Small Boats less than 30 feet	\$ 0.23-\$ 0.30	\$ 0.23-0.30
LANDING FEES - per landing (Plus Tax)		
6 passengers or less	\$ 7.00-\$15.00	\$7.00-\$15.00
over 6 passengers	\$ 30.00-\$40.00	\$ 30.00-\$40.00
COMMERCIAL LANDING FEES (Plus Tax)		
6 passengers or less	\$ 75.00-\$100.00	\$ 75.00-\$100.00
over 6 passengers	\$ 100.00-\$200.00	\$ 100.00-\$200.00
MOORING (Plus Tax):		
Crandon Annual Contract (per month)	\$ 150.00 - \$ 200.00	\$ 150.00 - \$ 200.00
Transient Mooring	\$ 15.00 - \$ 40.00	\$ 15.00 - \$ 40.00
TRAILER DRY STORAGE:		
Annual Contract (per month) (Plus Tax)	\$150.00	\$150.00
Crandon, Matheson, Black Point (Sail boats only)		
Hoover (Motor boats only)		
TRANSIENT DRY STORAGE (Plus Tax):		
Daily	\$20.00	\$20.00
Weekly	\$50.00	\$50.00
Monthly	\$200.00	\$200.00
TRAILERS ONLY (Plus Tax):		
Monthly	\$75.00	\$75.00
Yearly	\$900.00	\$900.00

PARK AND RECREATION DEPARTMENT FEE SCHEDULE		
Marina	CURRENT	PROPOSED
Marina Fees	FEE	FEE
	FY 08-09	FY 09-10
DESCRIPTION		
CHARTER BOATS (Plus Tax):		
Haulover, Crandon - per month, <u>for annual contracts only</u>	\$ 500.00 - \$ 900.00	\$ 500.00 - \$ 900.00
Haulover, Crandon transient monthly		\$750.00
SHRIMP BOATS – Contract	\$125.00-	\$200.00
SHRIMP BOATS - Transient Daily (Boat ft./day)	\$ 0.25 - \$ 0.50	\$1.00
Pelican Skipper Charter Fee, per hour	\$250.00	\$250.00
PELICAN ISLAND TRANSPORTATION (Plus Tax):		
Adult	\$ 2.00 - \$ 5.00	\$ 2.00 - \$ 5.00
Child	\$ 1.00 - \$ 4.00	\$ 1.00 - \$ 4.00
SUNSET CRUISES (Plus Tax):		
Adult	\$ 20.00 - \$ 40.00	\$ 20.00 - \$ 40.00
Child	\$ 10.00 - \$ 25.00	\$ 10.00 - \$ 25.00
EMERGENCY SERVICE FEE (Plus Tax):		
	\$75.00	\$75.00
ADDITIONAL REPLACEMENT KEY (Plus Tax):		
Crandon, Matheson, Haulover (<u>non-refundable per key</u>)	\$5.00	\$5.00
Black Point, Hoover, Pelican (<u>non-refundable per key</u>)	\$10.00	\$10.00
KEY DEPOSIT (non-taxable):		
Crandon, Black Point, Haulover, Hoover, Matheson, and Pelican (refundable)	\$50.00	\$50.00
OFFICE SUPPORT SERVICES (faxes, copies, etc.) (Plus Tax)		
	\$.50 - \$ 1.00	\$.50 - \$ 1.00

Notes: The Department reserves the right to have special fees for special promotions at Miami Dade County Marinas. Rates will fluctuate depending on availability and other market conditions. Rates may further apply to boat foot or slip foot. Increases within the fee range to be authorized by the County Manager.

PARK AND RECREATION DEPARTMENT FEE SCHEDULE		
Boat Ramps - Launching	CURRENT	PROPOSED
	FEE	FEE
	FY 08-09	FY 09-10
DESCRIPTION		
Daily Fees (Includes Parking and Tax):		
Car/Truck/SUV	\$ 10.00 - \$ 15.00	\$ 10.00 - \$ 15.00
Bus / RV	\$ 12.00 - \$ 17.00	\$ 12.00 - \$ 17.00
Annual Permits (Plus Tax): (1)		
Boat Ramp (2)	\$165.00	\$165.00
Senior Citizen Boat Ramp (3)	\$75.00	\$75.00
Permit Replacement Fee (Plus Tax):		
Boat Ramp	\$25.00	\$25.00
Marina Access Service Fee (Plus Tax) (5)		
	\$ 25.00 - \$ 125.00	\$ 25.00 - \$ 125.00

NOTES:

Fees to be applied uniformly and increases within the fee range to be authorized by the County Manager.

- (1) Annual Permits are valid at all Park and Recreation facilities.
- (2) Annual Boat Ramp Permits are not valid for parking only.
- (3) Senior citizens must show proof of 62 years of age or older when applying for a permit.
- (4) Handicapped persons are allowed free parking not boat launching. Disabled permits issued by another state are valid within Miami Dade County.
- (5) Access Service Fee for marina contractors hired by marina patrons.

PARK AND RECREATION DEPARTMENT FEE SCHEDULE		
Sailing	CURRENT	PROPOSED
	FEE	FEE
	FY 08-09	FY 09-10
DESCRIPTION		
Sailing Classes (non-taxable):		
Five-Week Session (one lesson per week)	\$100.00	\$100.00
Sailboat Rental (Plus Tax):		
Per Hour	\$8.00	\$8.00
Deposit (non-taxable)	\$25.00	\$25.00

NOTES:

Fees do not apply to sailing classes or sailboat rentals offered by concessionaires.

PARK AND RECREATION DEPARTMENT FEE SCHEDULE		
Building Rentals (Plus Tax)	CURRENT	PROPOSED
	FEE	FEE
	FY 08-09	FY 09-10
DESCRIPTION		
Arcola Lakes Park:		
Minimum fee/3 hour use (Plus Tax)	\$85.00	<u>\$90.00</u>
Additional hour (Plus Tax)	\$30.00	<u>\$48.00</u>
Arcola Park:		
Minimum fee/3 hour use (Plus Tax)	\$110.00	<u>\$116.00</u>
Additional hour (Plus Tax)	\$45.00	<u>\$48.00</u>
Bird Lakes Park:		
Building Rental with use of patio/concession, Minimum fee/3 hour	\$230.00	<u>\$242.00</u>
Use (Plus Tax)		
Additional hour (Plus Tax)	\$85.00	<u>\$90.00</u>
Patio rental only, Minimum fee/3 hour use (Plus Tax)	\$100.00	<u>\$105.00</u>
Additional hour (Plus Tax)	\$45.00	<u>\$48.00</u>
Brothers to the Rescue Park:		
Small Rec Room 3 hour use (Plus Tax)		<u>\$116.00</u>
Additional Hour		<u>\$48.00</u>
Castellow Hammock Park:		
Minimum fee/3 hour use (Plus Tax)	\$95.00	<u>\$100.00</u>
Additional hour (Plus Tax)	\$40.00	<u>\$42.00</u>
Country Village		
Minimum fee 3 hour use (Plus Tax)	\$175.00	<u>\$184.00</u>
Additional hour (Plus Tax)	\$55.00	<u>\$58.00</u>
Large Meeting Room		
Minimum fee 3 hour use (Plus Tax)	\$340.00	<u>\$357.00</u>
Additional hour (Plus Tax)	\$85.00	<u>\$90.00</u>
Fruit & Spice Park:		
Minimum fee/3 hour use (Plus Tax)	\$95.00	<u>\$100.00</u>
Additional hour (Plus Tax)	\$40.00	<u>\$42.00</u>

PARK AND RECREATION DEPARTMENT FEE SCHEDULE		
Building Rentals (cont.) (Plus Tax)	CURRENT	PROPOSED
	FEE	FEE
	FY 08-09	FY 09-10
DESCRIPTION		
Fruit & Spice Park (cont'd):		
Tea Room:		
Minimum fee/3 hour use (Plus Tax)	\$175.00-	\$184.00
Additional hour (Plus Tax)	\$85.00-	\$90.00
Goulds Park Gym:		
Minimum fee/3 hour use (Plus Tax)	\$560.00-	\$588.00
Additional hour (Plus Tax)	\$165.00-	\$174.00
Large Meeting Room:		
Minimum fee/3hour use (Plus Tax)	\$400.00-	\$420.00
Additional hour (Plus Tax)	\$150.00-	\$158.00
Small Meeting Room:		
Minimum fee/3 hour use (Plus Tax)	\$200.00-	\$210.00
Additional hour (Plus Tax)	\$75.00-	\$79.00
Fitness Room – Annual Membership	\$30.00-	\$32.00
Highland Oaks Park		
Minimum fee/3 hour use (Plus Tax)	\$110.00-	\$116.00
Additional hour (Plus Tax)	\$45.00-	\$48.00
Jefferson Reaves Park		
Minimum fee/3 hour use (Plus Tax)	\$110.00-	\$116.00
Additional hour (Plus Tax)	\$45.00-	\$48.00
Kendale Lakes Park:		
Minimum fee/3 hour use (Plus Tax)	\$145.00-	\$153.00
Additional hour (Plus Tax)	\$45.00-	\$48.00
Martin Luther King Park:		
Minimum fee/3 hour use (Plus Tax)	\$145.00-	\$153.00
Additional hour (Plus Tax)	\$45.00-	\$48.00
Miller's Pond Park:		
Minimum fee/3hour use/Entire Room/ (Plus Tax)		\$184.00
Additional hour (Plus Tax)		\$74.00
Minimum fee/3hour use/Half Room/ (Plus Tax)		\$105.00
Additional hour (Plus Tax)		\$42.00

PARK AND RECREATION DEPARTMENT FEE SCHEDULE		
Building Rentals (cont.) (Plus Tax)	CURRENT	PROPOSED
	FEE	FEE
	FY 08-09	FY 09-10
DESCRIPTION		
Norman and Jean Reach Park:		
Recreation Hall		
Minimum fee/3 hour use (Plus Tax)	\$95.00	<u>\$100.00</u>
Additional hour (Plus Tax)	\$30.00	<u>\$32.00</u>
North Trail Park		
Minimum fee/3 hour use (Plus Tax)	\$175.00	<u>\$184.00</u>
Additional hour (Plus Tax)	\$55.00	<u>\$58.00</u>
Large Meeting Room		
Minimum fee/3 hour use (Plus Tax)	\$340.00	<u>\$357.00</u>
Additional hour (Plus Tax)	\$85.00	<u>\$90.00</u>
Oak Grove Park		
Minimum fee/3 hour use (Plus Tax)	\$110.00	<u>\$116.00</u>
Additional hour (Plus Tax)	\$45.00	<u>\$48.00</u>
Olinda Park:		
Minimum fee/3 hour use (Plus Tax)	\$130.00	<u>\$137.00</u>
Additional hour (Plus Tax)	\$35.00	<u>\$37.00</u>
Ojus Park:		
Minimum fee/3 hour use (Plus Tax)	\$110.00	<u>\$116.00</u>
Additional hour (Plus Tax)	\$45.00	<u>\$48.00</u>
Ruben Dario Park:		
Minimum fee/3 hour use (Plus Tax)	\$100.00	<u>\$105.00</u>
Additional hour (Plus Tax)	\$40.00	<u>\$42.00</u>
Soar Park:		
Minimum fee/3 hour use (Plus Tax)	\$120.00	<u>\$126.00</u>
Additional hour (Plus Tax)	\$30.00	<u>\$32.00</u>

PARK AND RECREATION DEPARTMENT FEE SCHEDULE		
Building Rentals (cont.) (Plus Tax)	CURRENT	PROPOSED
	FEE	FEE
	FY 08-09	FY 09-10
DESCRIPTION		
South Dade Park:		
Minimum fee/3 hour use (Plus Tax)	\$100.00-	\$105.00
Additional hour (Plus Tax)	\$40.00-	\$42.00
Tamiami Park:		
Minimum fee/3 hour use (Plus Tax)	\$140.00-	\$147.00
Additional hour (Plus Tax)	\$40.00-	\$42.00
Tropical Park:		
Recreation Building and Lakeside Bldg.		
Minimum fee/3 hour use (Plus Tax)	\$140.00-	\$147.00
Additional hour (Plus Tax)	\$40.00-	\$42.00
West Perrine Park:		
Small Meeting Room		
Minimum fee/3 hour use (Plus Tax)	\$65.00-	\$68.00
Additional hour (Plus Tax)	\$30.00-	\$32.00
Large Meeting Room		
Minimum fee/3 hour use (Plus Tax)	\$110.00-	\$115.00
Additional hour (Plus Tax)	\$45.00-	\$47.00
Westwind Lakes Park:		
Minimum fee/3 hour use (Plus Tax)	\$175.00-	\$184.00
Additional hour (Plus Tax)	\$85.00-	\$90.00
Large Meeting Room		
Minimum fee/3 hour use (Plus Tax)	\$340.00-	\$357.00
Additional hour (Plus Tax)	\$85.00-	\$90.00

PARK AND RECREATION DEPARTMENT FEE SCHEDULE		
Building Rentals (cont.) (Plus Tax)	CURRENT	PROPOSED
	FEE	FEE
	FY 08-09	FY 09-10
DESCRIPTION		
Wild Lime Park		
Minimum fee/3 hour use (Plus Tax)	\$145.00-	\$152.00
Additional hour (Plus Tax)	\$45.00-	\$47.00
Patio Rental, 3 hour use	\$110.00-	\$115.00
Additional hour	\$45.00-	\$47.00
The Women's Park		
Minimum fee / 4 hour use (Includes Tax)	\$290.00-	\$305.00
Additional hour (Includes Tax)	\$75.00-	\$79.00
Non-Profit organizations -- rental fee time up to 4 hours	\$175.00-	\$184.00
All other buildings/centers (except the Crandon Park Tennis Center):		
Minimum fee/3 hour use (Plus Tax)	\$110.00-	\$115.00
Additional hour (Plus Tax)	\$45.00-	\$47.00
For above facilities/Cancellation fee:	\$25.00-	\$26.00
Crandon Park Tennis		
Community Center/Plus adjacent patio:		
Minimum fee/1 hour use (Plus Tax)	\$150.00-	\$158.00
Additional half-hour (Plus Tax)	\$85.00-	\$90.00
Cancellation fee (non-taxable)	\$25.00-	\$26.00
Outdoor Weddings/All facilities where specific rates do not apply:	\$400.00-	\$105.00
Palmetto Golf Course:		
Community Room Rental: (1)		
Group of 50 people or less:		
Minimum fee / 2 hour use (Plus Tax)	\$120.00	\$120.00
Additional hour (Plus Tax)	\$50.00	\$50.00

PARK AND RECREATION DEPARTMENT FEE SCHEDULE		
Building Rentals (cont.) (Plus Tax)	CURRENT	PROPOSED
	FEE	FEE
	FY 08-09	FY 09-10
DESCRIPTION		
Palmetto Golf Course: Community Room Rental (Corporate Meeting Rate): (2) (cont'd.)		
Group of 181- 222 people:		
Minimum fee / 2 hour use (Plus Tax)	\$240.00	\$240.00
Additional hour (Plus Tax)	\$85.00	\$85.00
Deck Rental (first two hours)	\$55.00	\$55.00
Deck Rental (each additional hour)	\$30.00	\$30.00
Deck Rental (deposit)		\$125.00
Country Club of Miami: Room Rentals		
Banquet room, group of 50 people or less, 2 hr. minimum		\$130.00
Additional hour		\$65.00
Banquet room, 51-100 people, 2 hr minimum		\$230.00
Additional hour		\$95.00
Banquet room, 101-222 people, 2 hr minimum		\$330.00
Additional hour		\$95.00
Pro Shop room, 2 hr minimum		\$90.00
Additional hour		\$60.00
Office room, monthly use		\$630.00
Office room, 6 months		\$3,300.00
Office room, yearly		\$6,000.00
N.F.L. Yet Center @ Gwen Cherry Park:		
Large Room includes Kitchen		
Minimum fee/3 hour use (Plus Tax)	\$175.00	\$184.00
Additional hour (Plus Tax)	\$85.00	\$90.00
Small Meeting Room		
Minimum fee/3 hour use (Plus Tax)	\$65.00	\$68.00
Additional hour (Plus Tax)	\$30.00	\$32.00
Arts & Crafts Room		
Minimum fee/3 hour use (Plus Tax)	\$95.00	\$100.00
Additional hour (Plus Tax)	\$40.00	\$42.00

PARK AND RECREATION DEPARTMENT FEE SCHEDULE		
Building Rentals (cont.) (Plus Tax)	CURRENT	PROPOSED
	FEE	FEE
	FY 08-09	FY 09-10
DESCRIPTION		
N.F.L. Yet Center @ Gwen Cherry Park cont'd.:		
Gym		
Minimum fee/3 hour use (Plus Tax)	\$560.00-	\$588.00
Additional hour (Plus Tax)	\$165.00-	\$173.00
Service Charge (through RMS implementation)	\$150.00	\$150.00

NOTES:

(1) Rentals include tables and chairs equal to the number of users. (2) If customer cancels reservation 14 days prior to reservation date, customer receives full refund minus a \$25 cancellation fee. If customer cancels reservation 13 days or less prior to reservation date, no refund permitted. Manager can override policy after verifying extenuating circumstances.

Director has the authority to apply discounts to fees for Miami-Dade County Residents.

Department Director may authorize a clean-up deposit of up to 50% of fee.

PARK AND RECREATION DEPARTMENT FEE SCHEDULE		
Picnic Shelters and Open Areas (non-taxable)	CURRENT	PROPOSED
	FEE	FEE
	FY 08-09	FY 09-10
DESCRIPTION		
A.D. Barnes Park:		
Shelters #1 & #2	\$175.00-	\$184.00
Shelters #3 & #4	\$100.00-	\$105.00
Tot Lot Shelter	\$90.00-	\$95.00
Shelter north of canal		\$74.00
Amelia Earhart Park:		
Chickee	\$65.00-	\$68.00
Shelters #1 thru #8	\$175.00-	\$184.00
Weekday Rental for youth & school groups	\$120.00-	\$126.00
Corporate Shelter	\$285.00-	\$300.00
Arcola Lakes Park:	\$70.00-	\$131.00
Bill Sadowski Park:	\$120.00-	\$126.00
Bird Lakes Park:	\$85.00-	\$90.00
Black Point Park:	\$135.00-	\$160.00
Blue Lake Park:	\$140.00-	\$115.00
Castellow Hammocks Park: (4 hours)	\$140.00-	\$115.00
Each additional hour	\$40.00-	\$42.00
Cherry Grove Park:	\$90.00-	\$95.00
Continental Park:	\$90.00-	\$95.00
Country Lake Park:	\$85.00-	\$90.00

PARK AND RECREATION DEPARTMENT FEE SCHEDULE		
Picnic Shelters and Open Areas (non-taxable) (cont.)	CURRENT	PROPOSED
	FEE	FEE
Reservation Fees	FY 08-09	FY 09-10
DESCRIPTION		
Country Village Park:	\$85.00-	\$90.00
Greynolds Park:	\$120.00-	\$126.00
Haulover Beach Park:		
Shelters #1, #2 (Bayside)	\$135.00-	\$142.00
Haulover Beach Park:		
Shelters #3, #4 (Beachside)	\$185.00-	\$194.00
Homestead Bayfront Park :	\$95.00-	\$100.00
Kendall Indian Hammocks Park:		
Shelters #1 thru #5	\$175.00-	\$184.00
Chickee	\$60.00-	\$63.00
Deck (up to 100 people)	\$185.00-	\$195.00
Deck (up to 250 people)	\$230.00-	\$242.00
Lago Mar Park:	\$90.00-	\$95.00
Larry and Penny Thompson Park:		
Shelters #3, #5, #7, #9	\$120.00-	\$126.00
Shelter #8	\$175.00-	\$184.00
Shelters #1, #2, #4, #6	\$170.00-	\$178.00
Martin Luther King Park	\$110.00-	\$115.00
Matheson Hammock Park:	\$160.00-	\$180.00
Miller's Pond Park:	\$85.00-	\$90.00

PARK AND RECREATION DEPARTMENT FEE SCHEDULE		
Picnic Shelters and Open Areas (non-taxable) (cont.)	CURRENT	PROPOSED
	FEE	FEE
Reservation Fees	FY 08-09	FY 09-10
DESCRIPTION		
N & J Reach Park (Palm Springs North):	\$95.00-	\$100.00
North Trail Park:	\$85.00-	\$90.00
Pelican Harbor Marina:		
Island Chickees		
Up to 50 People	\$175.00-	\$184.00
Over 50 People	\$260.00-	\$273.00
Rockridge Park		\$117.00
Rockway Park	\$100.00-	\$105.00
Royal Green Park	\$85.00-	\$90.00
Serena Lakes Park	\$55.00-	\$58.00
South Dade Park: picnic area	\$80.00-	\$84.00
Sun Lakes Park	\$90.00-	\$95.00
Tamiami Park	\$140.00-	\$147.00
The Women's Park	\$110.00-	\$115.00
Tropical Park:		
Shelters #2 thru #9	\$175.00-	\$184.00
Corporate Shelters #1, #10, #11, #12	\$205.00-	\$215.00
English Gardens (4 hour minimum)	\$165.00-	\$173.00
Each Additional Hour	\$45.00-	\$47.00
Small meadow area (4 hour minimum)	\$110.00-	\$115.00
Each Additional Hour	\$30.00-	\$32.00

PARK AND RECREATION DEPARTMENT FEE SCHEDULE		
Picnic Shelters and Open Areas (non-taxable) (cont.)	CURRENT	PROPOSED
	FEE	FEE
Reservation Fees	FY 08-09	FY 09-10
DESCRIPTION		
Big meadow area (4 hours minimum)	\$165.00	<u>\$173.00</u>
Each Additional Hour	\$45.00	<u>\$47.00</u>
Water Oaks Park	\$80.00	<u>\$84.00</u>
West Perrine Park:	\$80.00	<u>\$84.00</u>
Westwind Lakes Park:	\$90.00	<u>\$95.00</u>
Crandon Park:		
Shelter (Small)	\$95.00	<u>\$100.00</u>
Shelter (Large)	\$175.00	<u>\$184.00</u>
Shelter #6, #3	\$175.00	<u>\$184.00</u>
Crandon Gardens Only:		
Limited access to site/weekday	\$175.00	<u>\$184.00</u>
Limited access to site/weekend	\$560.00	<u>\$588.00</u>
Day of event/day time	\$645.00	<u>\$645.00</u>
Non-refundable reservation fee	\$110.00	<u>\$115.00</u>
Catering tent set-up and overnight storage	\$165.00	<u>\$173.00</u>
Ojus Park (Open Areas):		
Up to 75 Patrons	\$95.00	<u>\$100.00</u>
Up to 150 Patrons	\$120.00	<u>\$126.00</u>

PARK AND RECREATION DEPARTMENT FEE SCHEDULE		
	CURRENT	PROPOSED
Picnic Shelters and Open Areas (non-taxable) (cont.)	FEE	FEE
Reservation Fees	FY 08-09	FY 09-10
DESCRIPTION		
Oak Grove Park (Open Areas):		
Up to 75 Patrons	\$95.00-	<u>\$100.00</u>
Up to 150 Patrons	\$120.00-	<u>\$126.00</u>
North Glade Park (Open Areas):		
Up to 75 Patrons	\$95.00-	<u>\$100.00</u>
Up to 150 Patrons	\$120.00-	<u>\$126.00</u>
Shelter Daily Walk-In rate., All Facilities		<u>50% of rental fee</u>
Open Areas (ALL OTHER FACILITIES)		
Up to 250 patrons	\$260.00-	<u>\$273.00</u>
Up to 500 patrons	\$370.00-	<u>\$389.00</u>
Up to 1,000 patrons	\$590.00-	<u>\$620.00</u>
Up to 1,500 patrons	\$840.00-	<u>\$850.00</u>
Up to 2,000 patrons	\$1,030.00-	<u>\$1,082.00</u>
Additional increments of 500	\$260.00-	<u>\$273.00</u>
Cancellation Fee (ALL PARKS)	\$25.00-	<u>\$26.00</u>
Vendor Registration	\$100.00-	<u>\$105.00</u>
Amelia Earhart Park – Pony Rides, per person	\$1.87-	<u>\$2.00</u>
Amelia Earhart Park – Pony Parties	\$120.00	\$120.00
Service Charge	\$150.00	\$150.00

NOTES:

(1) If customer cancels reservation 14 days prior to reservation date, customer receives full refund minus a \$25 cancellation fee. If customer cancels reservation 13 days or less prior to reservation date, no refund permitted. Manager can override policy after verifying extenuating circumstances.

Director has the authority to apply discounts to fees for Miami-Dade County Residents.

Department Director may authorize a clean-up deposit of up to 50% of fee.

PARK AND RECREATION DEPARTMENT FEE SCHEDULE		
General Park Programs (non-taxable)	CURRENT	PROPOSED
Summer, Winter, Spring, After School, Sports Development	FEE	FEE
	FY 08-09	FY 09-10
DESCRIPTION		
Cost per Week*		
Arcola Lakes Park	\$40.00	\$40.00
Arcola Park	\$40.00	\$40.00
Bird Lakes Park	\$90.00	\$90.00
Brothers to the Rescue Park	\$90.00	\$90.00
Chuck Pezoldt Park	\$90.00	\$90.00
Cinco de Mayo Park	\$40.00	\$40.00
Colonial Park	\$50.00	\$50.00
Continental Park	\$90.00	\$90.00
Coral Estates Park	\$90.00	\$90.00
Country Village Park	\$90.00	\$90.00
Devon Aire Park	\$90.00	\$90.00
Eureka Park	\$50.00	\$50.00
Eureka Villas Park	\$90.00	\$90.00
Goulds Park	\$40.00	\$40.00
Gwen Cherry YET Center	\$40.00	\$40.00
Hammocks Community Park	\$90.00	\$90.00
Highland Oaks Park	\$90.00	\$90.00
Jefferson Reaves Park	\$40.00	\$40.00
Kendale Lakes Park	\$90.00	\$90.00
Leisure Lake Park	\$40.00	\$40.00
Little River Park	\$40.00	\$40.00
Martin Luther King Park	\$40.00	\$40.00
Marva Y. Bannerman Park	\$40.00	\$40.00
McMillan Park	\$90.00	\$90.00
Miller's Pond Park	\$90.00	\$90.00
Modello Park	\$40.00	\$40.00
Naranja Park	\$40.00	\$40.00
North Trail Park	\$90.00	\$90.00

PARK AND RECREATION DEPARTMENT FEE SCHEDULE		
General Park Programs (non-taxable) (cont.)	CURRENT	PROPOSED
Summer, Winter, Spring, After School, Sports Development	FEE	FEE
	FY 08-09	FY 09-10
DESCRIPTION		
Cost per Week - continued*		
Norman & Jean Reach Park	\$90.00	\$90.00
North Glade Park	\$60.00	\$60.00
Oak Grove Park	\$70.00	\$70.00
Ojus Park	\$90.00	\$90.00
Olinda Park	\$40.00	\$40.00
Plaza Licenciado Benito Juarez Park	\$40.00	\$40.00
Rockway Park	\$90.00	\$90.00
Ron Ehmann Park	\$90.00	\$90.00
Ruben Dario Park	\$70.00	\$70.00
Sgt. Joseph Delancy Park	\$50.00	\$50.00
Soar Park	\$40.00	\$40.00
South Dade Park	\$90.00	\$90.00
Southridge Park	\$60.00	\$60.00
Tamiami Park	\$90.00	\$90.00
Tropical Estates Park	\$90.00	\$90.00
Tropical Park	\$90.00	\$90.00
West Little River	\$40.00	\$40.00
West Perrine Park	\$40.00	\$40.00
Westwind Lakes Park	\$90.00	\$90.00
Wild Lime Park	\$90.00	\$90.00

PARK AND RECREATION DEPARTMENT FEE SCHEDULE		
General Park Programs (non-taxable) (cont.)	CURRENT	PROPOSED
Summer, Winter, Spring, After School, Sports Development	FEE	FEE
	FY 08-09	FY 09-10
DESCRIPTION		
After School Programs*		
Cost per Week:		
A. D. Barnes Park	\$35.00	\$35.00
Amelia Earhart Park	\$35.00	\$35.00
Arcola Lakes Park	\$25.00	\$25.00
Arcola Park	\$25.00	\$25.00
Bird Lakes Park	\$35.00	\$35.00
Bill Sadowski Park	\$45.00	\$45.00
Brothers to the Rescue Park	\$35.00	\$35.00
Cinco de Mayo Park	\$25.00	\$25.00
Colonial Drive Park	\$25.00	\$25.00
Continental Park	\$35.00	\$35.00
Coral Estates Park	\$35.00	\$35.00
Country Village Park	\$35.00	\$35.00
Eureka Park	\$25.00	\$25.00
Eureka Villas Park	\$35.00	\$35.00
Goulds Park	\$25.00	\$25.00
Gwen Cherry Park	\$25.00	\$25.00
Hammocks Park	\$35.00	\$35.00
Highland Oaks Park	\$35.00	\$35.00
Jefferson Reaves Park	\$25.00	\$25.00
Kendale Lakes Park	\$35.00	\$35.00
Leisure Lake Park	\$25.00	\$25.00
Little River Park	\$25.00	\$25.00
Martin Luther King Park	\$25.00	\$25.00
Marva Bannerman	\$25.00	\$25.00
Miller's Pond Park	\$25.00	\$25.00
Modello Park	\$25.00	\$25.00
Naranja Park	\$25.00	\$25.00
Norman & Jean Reach Park	\$35.00	\$35.00

PARK AND RECREATION DEPARTMENT FEE SCHEDULE		
General Park Programs (non-taxable) (cont.)	CURRENT	PROPOSED
Summer, Winter, Spring, After School, Sports Development	FEE	FEE
	FY 08-09	FY 09-10
DESCRIPTION		
After School Programs (cont.)*		
Cost per Week:		
North Glade Park	\$25.00	\$25.00
North Trail Park	\$35.00	\$35.00
Oak Grove Park	\$30.00	\$30.00
Ojus Park	\$35.00	\$35.00
Olinda Park	\$25.00	\$25.00
Plaza Licenciado Benito Juarez Park	\$25.00	\$25.00
Rockway Park	\$35.00	\$35.00
Ron Ehmann	\$35.00	\$35.00
Ruben Dario	\$35.00	\$35.00
Sgt. Delancey Park	\$25.00	\$25.00
Soar Park	\$25.00	\$25.00
South Dade Park	\$30.00	\$30.00
Southridge Park	\$30.00	\$30.00
Tropical Estates Park	\$35.00	\$35.00
West Little River Park	\$25.00	\$25.00
West Perrine Park	\$25.00	\$25.00
Westwind Lakes Park	\$35.00	\$35.00
Wild Lime Park	\$35.00	\$35.00

PARK AND RECREATION DEPARTMENT FEE SCHEDULE		
General Park Programs (non-taxable) (cont.)	CURRENT	PROPOSED
Summer, Winter, Spring, After School, Sports Development	FEE	FEE
	FY 08-09	FY 09-10
DESCRIPTION		
Sports Development Programs		
Cost per Week:		
Arcola Lakes Park	\$20.00	\$20.00
Arcola Park	\$20.00	\$20.00
Colonial Drive Park	\$20.00	\$20.00
Concord Park	\$20.00	\$20.00
Coral Estates Park	\$20.00	\$20.00
Country Village Park	\$20.00	\$20.00
Eureka Park	\$20.00	\$20.00
Eureka Villas Park	\$20.00	\$20.00
Gwen Cherry Park	\$20.00	\$20.00
Goulds Park	\$20.00	\$20.00
Hammocks Community Park	\$20.00	\$20.00
Highland Oaks Park	\$20.00	\$20.00
Jefferson Reaves Park	\$20.00	\$20.00
Leisure Lakes Park	\$20.00	\$20.00
Little River Park	\$20.00	\$20.00
Martin Luther King Park	\$20.00	\$20.00
Marva Bannerman Park	\$20.00	\$20.00
Modello Park	\$20.00	\$20.00
Naranja Park	\$20.00	\$20.00
North Glade Park	\$20.00	\$20.00
North Trail Park	\$20.00	\$20.00
Oak Grove Park	\$20.00	\$20.00
Olinda Park	\$20.00	\$20.00
Rockway Park	\$20.00	\$20.00
Ruben Dario Park	\$20.00	\$20.00
Sgt. Delancy Park	\$20.00	\$20.00
Soar Park	\$20.00	\$20.00
South Dade Park	\$20.00	\$20.00
Southridge Park	\$20.00	\$20.00
West Little River Park	\$20.00	\$20.00
West Perrine Park	\$20.00	\$20.00

PARK AND RECREATION DEPARTMENT FEE SCHEDULE		
General Park Programs (non-taxable) (cont.)	CURRENT	PROPOSED
	FEE	FEE
Summer, Winter, Spring, After School	FY 08-09	FY 09-10
DESCRIPTION		
Special Summer Camps		
Cost per Week: (3)		
Nature Camp @ Amelia Earhart	\$100.00	\$100.00
Jr. Sailing Program @ Amelia Earhart	\$112.50	\$112.50
Mountain Bike Program @ Amelia Earhart	\$100.00	\$100.00
Soccer Camp @ Amelia Earhart	\$100.00	\$100.00
Camp Manatee @ Greynolds/Arch Creek	\$100.00	\$100.00
Nature Camp @ Camp O.B.	\$100.00	\$100.00
Nature Camp @ Castellow Hammock Park	\$100.00	\$100.00
Camp Cutler Nature Camp @ Bill Sadowski	\$125.00	\$125.00
Turtle Camp @ Bill Sadowski	\$110.00	\$110.00
Jr. Volunteer Training @ Bill Sadowski	\$25.00	\$25.00
Nature Explorers @ A.D. Barnes	\$100.00	\$100.00
Nature Detectives @ A.D. Barnes	\$100.00	\$100.00
Camp on the Sea @ A.D. Barnes/Pelican Harbor Marina	\$175.00	\$175.00
Jr. Lifeguard Program @ Homestead Bayfront Park, per 4 week Session	\$200.00	\$200.00
Interpretive Program @ Pelican Harbor Marina	\$100.00	\$100.00
Basketball Camp @ Tamiami Park	\$100.00	\$100.00
Cheerleading/Dance Camp @ Tamiami Park	\$100.00	\$100.00
Tennis Camp @ Arcola Lakes Park (5 week session)	\$60.00	\$60.00
Football Camp @ Gwen Cherry Park (weekly fee)	\$50.00	\$50.00
Tennis Camp @ North Glade	\$60.00	\$60.00
Football Camp @ Tropical	\$110.00	\$110.00
Softball Camp @ Tropical	\$110.00	\$110.00
Lacrosse Camp @ Tropical	\$110.00	\$110.00
Baseball Camp @ Country Village Park		\$90.00
Baseball Program Fee @ Country Village Park		\$100.00
Environmental Adventure Camp @ Owaissa Bauer (\$100 non-refundable fee)	\$425.00	\$425.00
Environmental Adventure Camp @ Owaissa Bauer, discount fee for participants enrolled in other MDPR specialized nature camps	\$350.00	\$350.00
Soccer Programs: (Year Round)		
Soccer Program @ Continental, per 10 weeks	\$80.00	\$90.00
Soccer Program @ Country Village, (4 months)	\$100.00	\$100.00
Soccer Program @ HARP (9 weeks) per child		\$100.00
Flag Football Programs:		
Flag Football @ HARP (9 weeks) per child		\$100.00

325

PARK AND RECREATION DEPARTMENT FEE SCHEDULE		
General Park Programs (non-taxable) (cont.)	CURRENT	PROPOSED
Summer, Winter, Spring, After School	FEE	FEE
	FY 08-09	FY 09-10
DESCRIPTION		
Recreation Program/Class - cost per hour (1) (High Enrollment)	\$ 1.10 – 1.93	\$ 1.10 – 1.93
Recreation Program/Class - cost per hour (1)	\$ 1.94 – 3.03	\$ 1.94 – 3.03
Recreation Program/Class - cost per hour (1) (Specialized)	\$ 3.04 – 4.13	\$ 3.04 – 5.00
Recreation Program/Class - cost per hour (1) (Specialized/Limited Enrollment)	\$ 4.14 – 5.50	\$ 5.01 – 10.00
Recreation Program/Class - cost per hour (1) (Highly Specialized)	\$ 5.51 – 11.00	\$ 10.01 – 15.00
FOR ALL FACILITIES:		
Annual Membership Fee	15.00	\$12.00
~ Early drop off / late pick up, (per 15 minutes) exact times vary per program	\$5.00	\$5.00
~Discount for second or more than one child (Percentage off weekly rate) (4)	-10%	-10%
~Daily rate/fraction of weekly rate (2)	1/3	1/3
~Half Day Summer School (Percentage of weekly rate)	55%	55%
~ Transportation fee for after-school program (per week)	\$11.00	\$11.00
~ Transportation fee for all programs (per day)	\$3.00	\$3.00
~ Transportation fee for sports development (per week)		\$11.00
~ Discount for full Summer enrollment paid in advance	-10%	-10%
Park Membership Card Replacement Fee	\$3.00	\$3.00

PARK AND RECREATION DEPARTMENT FEE SCHEDULE	
General Park Programs (non-taxable) (cont.)	
Summer, Winter, Spring, After School	
NOTES:	
(1) Fee to be adjusted based on direct cost +40%.	
(2) Daily rate does not include cost of field trips.	
(3) Special camp participants may apply for the Financial Assistance Program; those determined	
(4) 10% discount for more than one child is applicable for all programs requiring registration and	
*General Park Program participants may apply for the Fee Reduction Program; those determined more than one discount can not be granted to a registrant.	

PARK AND RECREATION DEPARTMENT FEE SCHEDULE		
African Heritage Cultural Arts Center	CURRENT	PROPOSED
	FEE	FEE
	FY 08-09	FY 09-10
Arts Program Fees and Rentals		
DESCRIPTION		
Music Building (for rehearsals) – large room	\$140.00	\$140.00
Music Building (for performances) – large room	\$275.00	\$275.00
Music Building (for small practice rooms) (per hour)	\$17.00	\$17.00
Theater Rental (for Theatrical Events) (Plus Tax)	\$275.00	\$275.00
Theater Rental (for Non-Theatrical Events) (Plus Tax)	\$193.00	\$193.00
After School Arts Program (weekly) (1) (non-taxable)	\$28.00	\$28.00
Summer Arts Academy (weekly) (2) (non-taxable)	\$50.00	\$50.00
Spring Arts Academy (school break) (weekly) (non-taxable)	\$45.00	\$45.00
Summer Recitals Admissions (non-taxable)	\$6.00	\$6.00
Kwanzaa Program (holiday/winter break) (weekly) (non-taxable)	\$45.00	\$45.00
Material and Instrumental Fee (for each rental) (Plus Tax)	\$28.00	\$28.00
Transportation (Monthly) (3) (non-taxable)	\$35.00	\$35.00

NOTES:

- (1) After School Arts Program requires participants to enroll on a monthly basis for \$80/month.
- (2) Summer Arts Academy requires participants to enroll for the entire summer (9 weeks) for \$405.
- (3) Transportation services are provided on a monthly basis for \$30.00.

PARK AND RECREATION DEPARTMENT FEE SCHEDULE		
Senior Programs	CURRENT	PROPOSED
	FEE	FEE
	FY 08-09	FY 09-10
DESCRIPTION		
Arcola Lakes Parks	\$15.00	\$15.00
Country Village Park	\$15.00	\$15.00
Goulds Park	\$15.00	\$15.00
Jefferson Reaves Park	\$15.00	\$15.00
Martin Luther King Park	\$15.00	\$15.00
Norman and Jean Reach Park	\$15.00	\$15.00
North Glade Park	\$15.00	\$15.00
Oak Grove Park	\$15.00	\$15.00
Rockway Park	\$15.00	\$15.00
Ruben Dario Park	\$15.00	\$15.00
West Perrine Park	\$15.00	\$15.00
Westwind Lakes Park	\$15.00	\$15.00

PARK AND RECREATION DEPARTMENT FEE SCHEDULE		
Swimming Pool and Lake Fees	CURRENT	PROPOSED
	FEE	FEE
	FY 08-09	FY 09-10
DESCRIPTION		
Arcola Pool	\$10.00	\$10.00
Gwen Cherry Pool	\$10.00	\$10.00
Goulds Pool	\$10.00	\$10.00
Little River Pool	\$10.00	\$10.00
Marva Bannerman Pool	\$10.00	\$10.00
Naranja Pool	\$10.00	\$10.00
Norman & Jean Reach Pool	\$10.00	\$10.00
Rockway Pool	\$10.00	\$10.00
Sgt Delancy Pool	\$10.00	\$10.00
South Dade Pool	\$10.00	\$10.00
Southridge Pool	\$10.00	\$10.00
Tropical Estates Pool	\$10.00	\$10.00

Dade County Auditorium	CURRENT	PROPOSED
Auditorium	FEE	FEE
	FY 08-09	FY 09-10
DESCRIPTION		
Non-ticketed event base rental (Plus Tax)	\$1,980.00	\$1,980.00
Ticketed event base rental (Plus Tax) (1)	\$1,100+10%	\$1,100+10%
Flat prime tenant rental (Plus Tax) (2)	\$4,400.00	\$4,400.00
Non-ticketed event surcharge (per person) (non-taxable) (3)	\$1.00	\$1.00
Ticketed event surcharge (per ticket) (non-taxable)	\$2.00	\$3.00
Daily rehearsal / set up (non-taxable)	\$990.00	\$990.00
Audio-visual rights (non-taxable)	\$2,200.00	\$2,200.00
Item sales (non-taxable) (4)	20%	20%

NOTES:

- (1) Percentage is of total ticket revenue.
 - (2) Flat rate for those that do 10 or more shows per year at DCA.
 - (3) Non-ticketed events are high school graduations, etc.
 - (4) Percentage is of net revenue from promotional item sales (hats, t-shirts, etc)
- Director has the authority to apply discounts to fees for Miami-Dade County Residents.

PARK AND RECREATION DEPARTMENT FEE SCHEDULE		
Joseph Caleb Auditorium	CURRENT	PROPOSED
Auditorium	FEE	FEE
	FY 08-09	FY 09-10
DESCRIPTION		
Base Rental - For Non-Profit (non-taxable)	\$495.00	\$495.00
Base Rental - For Profit (Plus Tax)	\$800.00	\$800.00
Technical Director/Security (non-taxable)	\$600.00	\$600.00
Ticketed event surcharge (per ticket) (non-taxable) (1)	\$1.00	\$1.00

(1) A surcharge to be used for historic building restoration.

Raices (Roots) - Miller Drive Park and Westwood Park	CURRENT	PROPOSED
Arts Program Fees	FEE	FEE
	FY 08-09	FY 09-10
DESCRIPTION		
After School Program (weekly) (non-taxable)	\$35.00	<u>\$30.00</u>
One-Day Camp (Daily) (non-taxable)	\$12.00	\$12.00
Winter Holiday Camp (weekly) (non-taxable)	\$65.00	\$65.00
Spring Break Camp (weekly) (non-taxable)	\$65.00	\$65.00
Transportation (weekly) (non-taxable)	\$12.00	<u>\$10.00</u>
Summer Camp (weekly) (non-taxable)	\$90.00	<u>\$75.00</u>
Summer Recital Admissions	\$6.00	\$6.00
Material and Instrumental Fee (for each rental) (Plus Tax)	\$30.00	\$30.00
Special Events Admission per person	\$6.00	\$6.00
Building Rental:		
Rental for 3 hours (Plus Tax)	\$100.00	\$100.00
Rental for each additional hour (Plus Tax)	\$35.00	\$35.00
Security Deposit (non-taxable)	\$75.00	\$75.00
Puppet Show Theater Birthday Parties (up to 10 children)	\$165.00	<u>\$150.00</u>
Puppet Show with Bldg. Rental (per person, after first 10 children)	\$6.00	\$6.00
Butterfly Garden Rental	\$100.00	\$100.00
Butterfly Garden Deposit	\$55.00	\$55.00

Director has the authority to apply discounts to fees for Miami-Dade County Residents.

PARK AND RECREATION DEPARTMENT FEE SCHEDULE		
Campground Fees (Plus Tax)	CURRENT	PROPOSED
	FEE	FEE
	FY 08-09	FY 09-10
DESCRIPTION		
M.E. Thompson:		
Improved Sites:		
Weekly (7 Days)	\$69.00	\$69.00
Monthly	\$277.00	\$277.00
Service Fee (Pump-out) (non-taxable)	\$3.00	\$3.00
Unimproved Sites:		
Daily	\$9.00	\$9.00
Weekly (7 Days)	\$54.00	\$54.00
Monthly	\$218.00	\$218.00
Storage:		
Daily	\$2.00	\$2.00
Weekly (7 Days)	\$13.00	\$13.00
Camp Greynolds:		
Rental (Maximum of 25 Campers)/Per Night	\$200.00	\$200.00
Clean-up deposit	\$125.00	\$125.00
Refundable if camp left clean (non-taxable)		
Additional Campers (26-80) (per person)	\$7.00	\$7.00
Additional Campers (over 80) (per person)	\$5.00	\$5.00
Tent Site (per day)	\$7.00	\$7.00
Camp Fire Circle (per hour)	\$50.00	\$50.00
Rental of Mess Hall:		
4 hour minimum	\$125.00	\$125.00
Each additional hour	\$25.00	\$25.00
Clean-up deposit (non-taxable)	\$50.00	\$50.00
Paddle Boat Rental (per half-hour)	\$6.00	\$6.00
Canoe Rental (per half hour)		
Adult	\$10.00	\$10.00
Child	\$10.00	\$10.00
Arch Creek Park:		
Overnight Camping (per Night)	\$15.00	\$15.00
Overnight Camping Program, per person	\$5.00	\$5.00
Overnight Camping program, per group minimum	\$45.00	\$45.00
Canoe Rental (per half hour)		
Adult	\$5.00	\$5.00
Child	\$3.00	\$3.00

Notes:

(1) Reservation requirements: Overnight school months (September through May), a two (2) day

PARK AND RECREATION DEPARTMENT FEE SCHEDULE		
Campground Fees (Plus Tax) (cont.)	CURRENT	PROPOSED
	FEE	FEE
	FY 08-09	FY 09-10
DESCRIPTION		
A.D. Barnes:		
Lodge (Dining Room/Kitchen)/3 hour minimum	\$140.00	\$140.00
Clean-up deposit (non-taxable)	\$100.00	\$100.00
Tent Camping Area/Per night/Per tent	\$10.00	\$10.00
Overnight Group Camping Program, per person	\$5.00	\$5.00
Overnight Group Camping Program, per group minimum	\$45.00	\$45.00
Horse Ring/Per day	\$25.00	\$25.00
Tent and Horse Ring Clean-up deposit (non-taxable)	\$10.00	\$10.00
Cabin lodging/per cabin/per night for 1	\$195.00	\$195.00
Cabin Deposit (non-taxable)	\$195.00	\$195.00
Cabin lodging/per cabin/per night for 2	\$250.00	\$250.00
Cabin Deposit (non-taxable)	\$250.00	\$250.00
Overnight Group Camping-Nature Center, each camper with own tent per person	\$5.00	\$5.00
Overnight Group Camping-Nature Center, each camper with own tent per group	\$45.00	\$45.00
Nature Center Clean-up Deposit (per group)	\$65.00	\$65.00
Nature Center Camp Fire Circle Clean-up Deposit (per group)	\$65.00	\$65.00
Nature Center Camp Fire Circle	\$55.00	\$55.00
Camp Buttonwood		
Camp Fire Circle	\$28.00	\$28.00
Overnight Group Camping -Tent Camping per person	\$5.00	\$5.00
Overnight Group Camping -Tent Camping per group	\$45.00	\$45.00
Overnight Group Camping Program – each camper with own tent, per person	\$5.00	\$5.00
Overnight Group Camping Program – each camper with own tent, per group	\$45.00	\$45.00
Castellow Hammock		
Each camper with own tent	\$3.00	\$3.00
Each camper with rental tent	\$7.00	\$7.00
Overnight Group Camping Program, per person	\$5.00	\$5.00
Overnight Group Camping Program – per Group Minimum	\$50.00	\$50.00
Deposit (non-taxable)	\$22.00	\$22.00
Bill Sadowski:		
Overnight Group Camping Program, per person	\$5.00	\$5.00
Overnight Group Camping Program, per group minimum	\$45.00	\$45.00
Larry and Penny Thompson: (4)		
Improved sites:		
Daily	\$30.00	\$30.00
Weekly	\$170.00	\$170.00

PARK AND RECREATION DEPARTMENT FEE SCHEDULE		
Campground Fees (Plus Tax) (cont'd.)	CURRENT	PROPOSED
	FEE	FEE
	FY 08-09	FY 09-10
DESCRIPTION		
Larry and Penny Thompson cont'd.:		
Monthly	\$500.00	\$500.00
Cancellation Fee	\$25.00	\$25.00
Tent sites:		
Daily (maximum one week/4 campers)	\$15.00	\$15.00
Scouts/Per camper/per day (5) (non-taxable)	\$4.00	\$4.00
Third vehicle at site/Per day	\$5.00	\$5.00
Overflow/Per day	\$15.00	\$15.00
Over four people/Per person/Per day	\$1.00	\$1.00
Service fee (pump-out) (non-taxable)	\$10.00	\$10.00
Vehicle Storage (daily)	\$6.00	\$6.00
Vehicle Storage (weekly)	\$17.00	\$17.00
Camper Storage (monthly)	\$65.00	\$65.00
Camp Owaissa Bauer:		
Overnight Rentals: (2) (2 night minimum)		
Cabins (4 cabin minimum) (per cabin) (per 2 nights)	\$4,400.00	\$4,400.00
Additional Cabins (per cabin) (per night)	\$450.00	\$450.00
Over Capacity per person , per night	\$15.00	\$15.00
Building Rentals Per Day Per Room		
Meeting Room	\$85.00	\$85.00
Cook's Room	\$100.00	\$100.00
First Aid Room	\$90.00	\$90.00
Director's Room	\$50.00	\$50.00
Overnight Non- School, Reservation Deposit (non-taxable) (3) (refundable if given 6 months notice)	\$550.00	\$550.00
Clean-up Deposit (refundable if camp is left in clean condition)	\$250.00	\$250.00
Overnight School Groups (non-taxable)-1 night (up to 20 campers)	\$440.00	\$440.00
Overnight School Groups (non-taxable) – over 20 campers (per person) (per night)	\$22.00	\$22.00
Overnight School Groups (non-taxable):		
2 Nights (Up to 20 Campers) (per cabin)	\$660.00	\$660.00
Over 20 Campers (Per person/two nights) (per cabin)	\$33.00	\$33.00
Day Rentals (School Months Sept-May Only):		
Public School Groups (Dining Hall, Kitchen, & Open Fields) (per 5 hours)	\$550.00	\$550.00
Each additional hour	\$110.00	\$110.00
Other Groups (Private/Corporate)(per 5 hours)	\$825.00	\$825.00

PARK AND RECREATION DEPARTMENT FEE SCHEDULE		
Campground Fees (Plus Tax) (cont'd)	CURRENT	PROPOSED
	FEE	FEE
	FY 08-09	FY 09-10
DESCRIPTION		
Camp Owaissa Bauer cont'd.:		
Each additional hour	\$165.00	\$165.00
Reservation Deposit (non-taxable) (refundable if given 6 months notice and camp is left clean)		
School Groups	\$275.00	\$275.00
Other Groups	\$385.00	\$385.00
Activities:		
Swimming Pool (2 hour min.) (Per hour)	\$200.00	\$200.00
Each additional hour	\$90.00	\$90.00
Camp Circle (1.5 hours min.)	\$85.00	\$85.00
Hayride (1 hour min.)	\$110.00	\$110.00
Miscellaneous Rentals		
Fans – Per night per fan	\$10.00	\$10.00
Podium Rental, per day	\$50.00	\$50.00
Hot Food/ 5 Station Steam Table Rental, daily rate	\$50.00	\$50.00
Hot Food/5 Station Steam Table – 5 days	\$200.00	\$200.00
Charcoal barbeque grill (without charcoal/per day)	\$30.00	\$30.00
Kitchen Phone , per encampment	\$5.00	\$5.00
Dish Room, per encampment	\$35.00	\$35.00

NOTES:

- (2) Overnight non-school months (June through August), a five (5) day minimum applies, from
- (3) Reservation Requirements: Overnight school months (September through May), a two (2) day
- (4) Promotional rates up to a maximum of 25% are offered with approval by the Director.
- (5) Defined as any Youth or Adult - over the age of six.

PARK AND RECREATION DEPARTMENT FEE SCHEDULE		
Swimming Pool and Lake Fees	CURRENT	PROPOSED
	FEE	FEE
	FY 08-09	FY 09-10
DESCRIPTION		
Summer Program Morning Swim Lesson: (non-taxable)		
All Pools/Class rate per two week session (Level 1-3) except Tamiami and A.D. Barnes Pool	Free-	\$10.00
Tamiami and A.D. Barnes (per two week session)	\$30.00	\$30.00
<u>Miami-Dade Parks Program</u>	Free	Free
Daily Pool Admission: (Plus Tax)		
Little River, Arcola, Gwen Cherry, Marva Y. Bannerman, Richmond, Goulds & Naranja		
Adults (18 years and over)	\$0.93	\$1.39
Youth (3 to 17)	\$0.93	\$1.39
Youth (1 to 3) Wet Tot Lot	\$0.93	\$1.39
Senior citizens (62 Years and over)	\$0.93	\$1.39
Daily Pool Admission:(Plus Tax)		
A.D. Barnes, Norman & Jean Reach, Rockway, Tamiami, Tropical Estates, South Dade & Southridge		
Adults (18 years and over)	\$1.87	\$2.32
Youth (3 to 17)	\$1.87	\$2.32
Youth (1 to 3) Wet Tot Lot	\$1.87	\$2.32
Senior Citizens (62 years and over)	\$0.93	\$1.39
<u>Summer Program Participants (all pools)</u>		<u>\$0.93</u>
Other Group Swim Lessons/ Pools: (non-taxable)		
Little River, Arcola, Gwen Cherry, Marva Y. Bannerman, Richmond, Goulds & Naranja		
Class rate per two week session	\$30.00	\$30.00
Other Group Swim Lessons/ Pools: (non-taxable)		
A.D. Barnes, Norman & Jean Reach, Rockway, Tamiami, Tropical Estates, South Dade & Southridge		
Class rate per two week session	\$55.00	<u>\$60.00</u>
Private Swim/Exercise Lessons/All Pools (non-taxable)		
Class rate per 10 class session two-week-session (1 student)	\$130.00	\$150.00
Class rate per 10 class session two-week-session (2 - 4 students)	\$65.00	\$80.00
Pool Rental: (Plus Tax)		
Little River, Arcola, Gwen Cherry, Marva Y. Bannerman		
Richmond, Goulds & Naranja		
Two hours (1 to 50 people) (1)	\$65.00	\$65.00

PARK AND RECREATION DEPARTMENT FEE SCHEDULE		
Swimming Pool and Lake Fees	CURRENT	PROPOSED
	FEE	FEE
	FY 08-09	FY 09-10
DESCRIPTION		
Pool Rental: (Plus Tax)		
A.D. Barnes, Norman & Jean Reach, Rockway, Tamiami, Tropical Estate, South Dade & Southridge		
Two hours (1 to 50 people) (1)	\$165.00	\$165.00
South Dade Splash Pool – group rentals, 3 hrs		\$80.00
South Dade Splash Pool – group rentals, each additional hour		\$30.00
Scuba Pool Rental/All Pools: (Plus Tax)		
Two hours (1 to 15 people) (2)	\$90.00	\$90.00
D.C.P.S., Swim Team & Water Polo/All Pools: (non-taxable)		
Class per hour	\$25.00	\$30.00
Swim Team Practice		
Per hour per lane short course	\$7.00	\$10.00
Per hour per lane (FIU)	\$7.00	\$7.00
Per hour per lane long course	\$9.00	\$12.00
Water Polo practice per hour	\$30.00	\$40.00
Field trip/Swim meet/Polo match/per hour (1 – 50 students)	\$55.00	\$70.00
Per hour (51 – 100)	\$55.00	\$80.00
Per hour (101 – 150 200)	\$90.00	\$110.00
Per hour (151 204 + students)	\$110.00	\$150.00
Lifeguarding Class/Pools: (non-taxable)		
Little River, Arcola, Gwen Cherry, Marva Y. Bannerman, Richmond, Goulds & Naranja		
Class rate	\$65.00	\$150.00
Lifeguarding Class/Pools: (non-taxable)		
A.D. Barnes, Norman & Jean Reach, Rockway, Tamiami, Tropical Estates, South Dade & Southridge		
Class rate	\$110.00	\$150.00
Water Safety Instructor Class/Pools: (non-taxable)		
Little River, Arcola, Gwen Cherry, Marva Y. Bannerman, Richmond, Goulds & Naranja		
Class rate	\$100.00	\$150.00
Water Safety Instructor Class/Pools: (non-taxable)		
A.D. Barnes, Norman & Jean Reach, Rockway, Tamiami, Tropical Estates, South Dade & Southridge		
Class rate	\$110.00	\$150.00

PARK AND RECREATION DEPARTMENT FEE SCHEDULE		
Swimming Pool and Lake Fees	<u>CURRENT</u>	<u>PROPOSED</u>
	<u>FEE</u>	<u>FEE</u>
	<u>FY 08-09</u>	<u>FY 09-10</u>
DESCRIPTION		
CPR Class/Pools: (non-taxable)		
Little River, Arcola, Gwen Cherry, Marva Y. Bannerman, Richmond, Goulds & Naranja		
Class rate	\$30.00	<u>\$50.00</u>
CPR Class/Pools: (non-taxable)		
A.D. Barnes, Norman & Jean Reach, Rockway, Tamiami, Tropical Estates, South Dade & Southridge		
Class rate	\$35.00	<u>\$50.00</u>
First Aid Class/Pools: (non-taxable)		
Little River, Arcola, Gwen Cherry, Marva Y. Bannerman Richmond, Goulds & Naranja		
Class rate	\$30.00	<u>\$50.00</u>
First Aid Class/Pools: (non-taxable)		
A.D. Barnes, Norman & Jean Reach, Rockway, Tamiami, Tropical Estates, South Dade & Southridge		
Class rate	\$35.00	<u>\$50.00</u>
Community Water Safety Class/Pools: (non-taxable)		
Little River, Arcola, Gwen Cherry, Marva Y. Bannerman, Richmond, Goulds & Naranja		
Class rate	\$30.00	<u>\$50.00</u>
Community Water Safety Class/Pools: (non-taxable)		
A.D. Barnes, Norman & Jean Reach, Rockway, Tamiami, Tropical Estates, South Dade & Southridge		
Class rate	\$35.00	<u>\$50.00</u>
Water Aquacise/Exercise Class/Pools: (non-taxable)		
Little River, Arcola, Gwen Cherry, Marva Y. Bannerman, Richmond, Goulds & Naranja		
Ten class pass	\$22.00	<u>\$30.00</u>
Water Aquacise/Exercise Class/Pools: (non-taxable)		
A.D. Barnes, Norman & Jean Reach, Rockway, Tamiami, Tropical Estates, South Dade & Southridge		
Ten class pass	\$25.00	<u>\$30.00</u>
All pools 4 week pass		<u>\$45.00</u>

336

PARK AND RECREATION DEPARTMENT FEE SCHEDULE		
Swimming Pool and Lake Fees	CURRENT	PROPOSED
	FEE	FEE
	FY 08-09	FY 09-10
DESCRIPTION		
Park Swim Teams/ Pools: (non-taxable)		
Little River, Arcola, Gwen Cherry, Marva Y. Bannerman, Richmond, Goulds & Naranja		
Norman & Jean Reach, Rockway, Tropical Estates & South Dade		
Team rate per <u>two</u> -week session	\$20.00-	\$25.00
Park Swim Teams/ Pools: (non-taxable)		
A.D. Barnes, Tamiami, Southridge		
Team rate per <u>two</u> week session	\$25.00	\$25.00
Synchronize Swim/All Pools: (non-taxable)		
Advanced team rate per twelve/three hour classes	\$40.00	\$40.00
Novice/Intermediate rate per twelve/two hour classes	\$30.00	\$30.00
Beginner/Master rate per eight/two hour classes	\$25.00	\$25.00
Synchronize Swimming Annual Show/All Pools: (non-taxable)		
Adults (18 years and over)	\$4.00	\$4.00
Youth (3 to 17)	\$3.00	\$3.00
Senior Citizens (62 years and over)	\$2.00	\$2.00
Synchronize Swimming Annual Show/All Pools: (non-taxable)		
Pool rental	\$330.00	\$330.00
Check Bag Service/All Pools: (non-taxable)	\$1.00	\$1.00
Lake Daily Admission/All Lakes: (Plus Tax)		
Adults (18 years and over)	\$2.80	\$2.80
Youth (3 to 17)	\$1.87	\$1.87
Youth (1 to 3)		\$0.93
Senior Citizens (62 years and over)	\$1.87	\$1.87
Summer Program Participants	\$1.87	\$1.87

PARK AND RECREATION DEPARTMENT FEE SCHEDULE		
Swimming Pool and Lake Fees	CURRENT	PROPOSED
	FEE	FEE
	FY 08-09	FY 09-10
DESCRIPTION		
Lake Waterslide Daily Admission/L&P Lake:(Excludes Tax)		
Adults (18 years and over)	\$5.61	\$5.61
Youth (3 to 17)	\$3.74	\$3.74
Senior citizens (62 years and over)	\$2.80	\$2.80
Summer program participants	\$2.80	\$2.80
Paddle Boat Rental/All Lake: (Plus Tax)		
Per half hour	\$6.00	\$6.00
Jet Ski Use/Amelia Earhart Lake: (Plus Tax)		
Daily rate	\$30.00	\$30.00
Aquatic & First Aid Special Event Staffing Fee:		
Lifeguard/First Aid fee, per hour		\$26.00

NOTES:

- (1) 51st person to maximum pool capacity at daily admission fee.
- (2) 16th person to maximum pool capacity at daily admission fee.

PARK AND RECREATION DEPARTMENT FEE SCHEDULE		
Showmobiles, Portable Stage, Bleachers and Sound System (Plus Tax)	CURRENT	PROPOSED
	FEE	FEE
	FY 08-09	FY 09-10
DESCRIPTION		
Showmobiles:		
28' x 8' x 8' (Large) 1st Hour Rental	\$385.00-	
27' x 16' (Large) Day Rental		\$2,500.00
27' x 14' (Medium) Day Rental		\$2,000.00
17' x 8' x 8' (Small) 1st Hour Rental	\$275.00-	
17' x 12' (Small) Day Rental		\$1,300.00
-Each additional hour-	\$70.00-	
-Non-refundable deposit (2 weeks in advance)	50%	
28' x 8' x 8' (Large w/stage extension):		
1st Hour Rental	\$1,375.00	\$1,375.00
Each additional hour	\$110.00	\$110.00
Non-refundable deposit (2 weeks in advance)	50%	50%
Portable Stage (24 x 40):		
1st Day Rental	\$440.00	\$440.00
Each additional day	\$85.00-	\$220.00
Portable Stage (16' x 16'):		
1st Day Rental		\$300.00
Each additional day		\$150.00
Bleachers: (10 tier)		
Per Bleacher Unit with seating capacity of 300 each, first three (3) days - per unit		\$860.00
Per Bleacher Unit with seating capacity of 250 each		
First three (3) days-per unit	\$715.00	\$715.00
Each additional day - per unit (for both 300 and 250 seating capacity)	\$85.00-	\$300.00
Sound System and Event Production:		
Small Sound System (broadcast quality up to 300 people): (1)		
Day Rental		\$900.00
-Load in, strike, load out and 1st hour of use-	\$385.00-	
-Each additional hour	\$55.00-	
Medium Sound System (broadcast quality up to 1500 people): (2)		
Day Rental		\$1,900.00
-Load in, strike, load out and 1st hour of use-	\$605.00-	
-Each additional hour	\$85.00-	
Large Sound System (broadcast quality up to 5000 people): (3)		
Day Rental		\$3,100.00
-Load in, strike, load out and 1st hour of use	\$825.00-	
-Each additional hour	\$95.00-	
Production Items: (4)		
Wireless Microphone System	\$85.00	\$85.00
Special Unit Microphones	\$165.00	\$165.00

339

PARK AND RECREATION DEPARTMENT FEE SCHEDULE		
Showmobiles, Portable Stage, Bleachers and Sound System (Plus Tax) (cont.d)	CURRENT	PROPOSED
	FEE	FEE
	FY 08-09	FY 09-10
DESCRIPTION		
Tape Recorders / CD Players	\$30.00	\$30.00
Assisted Listening Devices	cost + 25%	cost + 25%
Complete Monitor Systems	cost + 25%	cost + 25%
Mixing Consoles	\$55.00	\$55.00
Miscellaneous Snakes	\$ 39.00 - \$83.00	\$ 39.00 - \$83.00
Compressor/Limited Electronic Gates	\$40.00	\$40.00
Video Cassette Recorder (VCR)	\$35.00	\$35.00
Video Projectors	\$140.00	\$140.00
Conference Systems	\$750.00	\$750.00
Paging Systems	\$1,320.00	\$1,320.00
Audio/Video Distribution Amplifiers Media Feed	cost + 25%	cost + 25%
Podium	\$55.00	\$55.00
Power and Lighting Equipment (each)	\$30.00	
High Wattage HID Fixtures	\$165.00	
OSHA Approved Quartz Lights	\$130.00	
Portable Generators 25KW maximum, (each per day)		\$400.00
Portable Generators 75KW maximum, (each per day)		\$600.00
Portable Generators (each per day)	\$550.00	
Temporary Power Distribution Systems	cost + 25%	cost + 25%
Breakout Boxes	\$110.00	\$110.00
Tower Lights (Mon-Fri, 8 A.M. - 5 P.M.) per light per day	\$75.00	\$75.00
Tower Lights (Sat., Sun. & Holidays, all other hours) per light per day	\$85.00	\$85.00
Stage Lighting	cost + 25%	cost + 25%
Stage Canopy	\$385.00	\$385.00
Power distribution for multiple stages/vendors	cost + 25%	cost + 25%
Special Effects	cost + 25%	cost + 25%
Generators	cost + 25%	
Portable Toilets	cost + 25%	cost + 25%
Tents	cost + 25%	cost + 25%
Miscellaneous	cost + 25%	cost + 25%
French Barricades, (per each) (per day)	\$11.00	\$11.00
4'x8' risers, (per each) (per day)	\$95.00	\$95.00
100 KW Generator, per day/24 hr.	\$605.00	
Technical Services: for service/installation of sound, lights, and video equipment (per hour)	\$90.00	\$90.00

340

PARK AND RECREATION DEPARTMENT FEE SCHEDULE		
Showmobiles, Portable Stage, Bleachers and Sound System (Plus Tax) (cont.d)	<u>CURRENT</u>	<u>PROPOSED</u>
	<u>FEE</u>	<u>FEE</u>
	<u>FY 08-09</u>	<u>FY 09-10</u>
DESCRIPTION		
Showmobile, Portable Stage, Bleachers, Sound System and Event Production for Community-related events (5)	50% of rental fee + direct cost (6)	50% of rental fee + direct cost (6)
CBO's, Non-Profit, other County Departments, and Municipal entities.		
Delivery / Set-up / Take-Down (2 staff min. 4 hrs.)	\$350.00	\$350.00
Park & Rec Dept. Sponsored Events (7)		
Bounce Houses:		
Rental for 4 hours	\$140.00	\$140.00
Each additional Hour	\$35.00	\$35.00

NOTES:

- (1) Equipment: 4 channel mixer, microphones, stands, 2 speaker cabinets
- (2) Equipment: Myers premium grade 1,200 watts house system, 12 channel mixer, monitor,
- (3) Equipment: Myers MSL 3 10,000 watts system, 2 aside, 16 channel mixer, monitor,
- (4) "Cost" is defined as County Vendors bid price or direct cost to the County
- (5) Events such as festivals, dedications, concerts, parades, etc., (of benefit to the Park and
- (6) Direct cost includes salary and fringe of departmental staff for a minimum of four (4) hours and
- (7) Events must be approved by the Department Director.

PARK AND RECREATION DEPARTMENT FEE SCHEDULE		
Softball Field Fees (Plus Tax)	CURRENT	PROPOSED
	FEE	FEE
	FY 08-09	FY 09-10
DESCRIPTION		
Tournaments; local (Park and Recreation)	\$140.00	\$140.00
Tournaments; USSSA or ASA (per team)	\$220.00	\$220.00
Self Organized with a minimum (4) teams lighted (per game)	\$30.00	\$30.00
Self Organized with a minimum (4) teams not lighted (per game)	\$25.00	\$25.00
Field rentals lighted / one time (2 hour minimum)	\$55.00	<u>\$60.00</u>
each additional hour	\$30.00	\$30.00
Field rentals not lighted / one time (2 hour minimum)	\$45.00	\$50.00
each additional hour	\$25.00	\$25.00
Softball League (Protest)	\$55.00	\$55.00
Softball Leagues/County Organized Lighted Field without softballs – 5 teams	\$586.80	\$586.80
Softball Leagues/County Organized Lighted Field without softballs – 6 teams	\$582.50	\$582.50
Softball Leagues/County Organized Lighted Field without softballs – 7 teams	\$579.43	\$579.43
Softball Leagues/County Organized Lighted Field without softballs – 8 teams	\$577.13	\$577.13
Softball Leagues/County Organized Lighted Field with softballs – 5 teams	\$613.80	\$613.80
Softball Leagues/County Organized Lighted Field with softballs – 6 teams	\$609.50	\$609.50
Softball Leagues/County Organized Lighted Field with softballs – 7 teams	\$606.43	\$606.43
Softball Leagues/County Organized Lighted Field with softballs – 8 teams	\$604.13	\$604.13
Softball Leagues/County Organized No Lighted Field without softballs – 5 teams	\$486.00	\$486.00
Softball Leagues/County Organized No Lighted Field without softballs – 6 teams	\$482.50	\$482.50
Softball Leagues/County Organized No Lighted Field without softballs – 7 teams	\$480.00	\$480.00
Softball Leagues/County Organized No Lighted Field without softballs – 8 teams	\$478.13	\$478.13
Softball Leagues/County Organized No Lighted Field with softballs – 5 teams	\$513.00	\$513.00
Softball Leagues/County Organized No Lighted Field with softballs – 6 teams	\$509.50	\$509.50
Softball Leagues/County Organized No Lighted Field with softballs – 7 teams	\$507.00	\$507.00
Softball Leagues/County Organized No Lighted Field with softballs – 8 teams	\$505.13	\$505.13
Football, Soccer, Lacrosse, Cricket, lighted (2 hour minimum)	\$55.00	\$55.00
each additional hour	\$30.00	\$30.00
Football, Soccer, Lacrosse, Cricket, not lighted (2 hour minimum)	\$45.00	\$45.00
each additional hour	\$25.00	\$25.00
Cancellation Fee: Field Rentals (All Parks)	\$25.00	\$25.00

342

PARK AND RECREATION DEPARTMENT FEE SCHEDULE		
Stadium fees (Plus Tax)	CURRENT	PROPOSED
	FEE	FEE
	FY 08-09	FY 09-10
DESCRIPTION		
High School Football Games: (1) (2)		
With Lights	\$1,100.00	\$1,100.00
Without Lights	\$880.00	\$880.00
Football Field: (1)		
With Lights	\$2,000.00	\$2,000.00
Without Lights	\$1,700.00	\$1,700.00
High School Soccer Games: (1) (2)		
Without Lights	\$140.00	\$140.00
With Lights	\$580.00	\$580.00
Southridge Park Stadium (Football Fees)		
With lights, charge for spectator admission by league (2 hour minimum)	\$495.00	\$495.00
Additional hour	\$250.00	\$250.00
Without lights, charge for spectator admission by league (2 hour minimum)	\$440.00	\$440.00
Additional hour	\$220.00	\$220.00
With lights, no charge for spectator admission by league (2 hour minimum)	\$275.00	\$275.00
Additional hour	\$140.00	\$140.00
Without lights, no charge for spectator admission by league (2 hour minimum)	\$220.00	\$220.00
Additional hour	\$110.00	\$110.00
Clean-up deposit	\$165.00	\$165.00
Flag Football Fees - HARP		
Youth Tournament (per field, per day)		\$85.00
Field rental with lights one time (2 hour minimum)		\$55.00
Each additional hour		\$30.00
Field rental without lights one time (2 hour minimum)		\$45.00
Each additional hour		\$25.00

PARK AND RECREATION DEPARTMENT FEE SCHEDULE		
Flag Football fees (Plus Tax)	CURRENT	PROPOSED
	FEE	FEE
	FY 08-09	FY 09-10
DESCRIPTION		
Flag Football Fees – HARP cont'd		
Cancellation fee (all parks)		\$25.00
Tournaments: local (Park and Recreation)		\$140.00
Tournaments: (per team)		\$220.00
Self Organized with a minimum of (4) teams with lights, per game		\$30.00
Self Organized with a minimum of (4) teams without lights, per game		\$25.00
Flag Football League (Protest)		\$55.00
Flag Football Leagues/County Organized with lights, without balls, 5 teams		\$586.80
Flag Football Leagues/County Organized with lights, without balls, 6 teams		\$582.50
Flag Football Leagues/County Organized with lights, without balls, 7 teams		\$579.43
Flag Football Leagues/County Organized with lights, without balls, 8 teams		\$577.13
Flag Football Leagues/County Organized with lights, with balls, 5 teams		\$613.80
Flag Football Leagues/County Organized with lights, with balls, 6 teams		\$609.00
Flag Football Leagues/County Organized with lights, with balls, 7 teams		\$606.43
Flag Football Leagues/County Organized with lights, with balls, 8 teams		\$604.13
Flag Football Leagues/County Organized without lights, without balls, 5 teams		\$486.00
Flag Football Leagues/County Organized without lights, without balls, 6 teams		\$482.50
Flag Football Leagues/County Organized without lights, without balls, 7 teams		\$480.00
Flag Football Leagues/County Organized without lights, without balls, 8 teams		\$478.13
Flag Football Leagues/County Organized without lights, with balls, 5 teams		\$513.00
Flag Football Leagues/County Organized without lights, with balls, 6 teams		\$509.50
Flag Football Leagues/County Organized without lights, with balls, 7 teams		\$507.00
Flag Football Leagues/County Organized without lights, with balls, 8 teams		\$505.13
Self Organized with a minimum of (4) teams per game		\$55.00
Clean-up fee per instance		\$165.00
Roller Hockey:		
Without Lights (per hour)	\$30.00	\$30.00
With Lights (per hour)	\$40.00	\$40.00

NOTES:

- (1) Rates are based on a four-hour rental period.
 - (2) Police costs are not included in High School rates.
- Director has the authority to apply discounts to fees for Miami-Dade County Residents.

344

PARK AND RECREATION DEPARTMENT FEE SCHEDULE		
Kendall Soccer Park (Plus Tax)	CURRENT	PROPOSED
	FEE	FEE
	FY 08-09	FY 09-10
DESCRIPTION		
Soccer Field (one time 2 hour minimum)		
With Lights	\$70.00	<u>\$84.00</u>
Each Additional Hour	\$40.00	\$40.00
Without Lights	\$60.00	<u>\$74.00</u>
Each Additional Hour	\$30.00	\$30.00
Cancellation Fee	\$25.00	\$25.00
Youth Leagues (per game) (1)		
With Lights	\$18.00	<u>\$25.00</u>
Without Lights	\$12.00	\$12.00
Self Organized with a minimum of 4 teams (per game)	\$55.00	\$55.00
CBO Youth Tournament (per field per day)	\$85.00	\$85.00
Southridge Park Stadium (Soccer Fees)		
With lights, charge for admission by league (2 hour minimum)	\$275.00	\$275.00
Each additional hour	\$140.00	\$140.00
Without lights, charge for admission by league (2 hour minimum)	\$220.00	\$220.00
Each additional hour	\$110.00	\$110.00
With lights, no charge for admission by league (2 hour minimum)	\$165.00	\$165.00
Each additional hour	\$85.00	\$85.00
Without lights, no charge for admission by league (2 hour minimum)	\$110.00	\$110.00
Each additional hour	\$55.00	\$55.00
Clean-up deposit	\$165.00	\$165.00
Soccer Fees HARP		
Youth Tournament (per field, per day) (1)		<u>\$85.00</u>
Field Rental with lights (2 hour minimum)		<u>\$55.00</u>
Each Additional Hour		<u>\$30.00</u>
Field Rental without lights (2 hour minimum)		<u>\$45.00</u>
Each Additional Hour		<u>\$25.00</u>
Cancellation Fee for field rentals (all facilities)		<u>\$25.00</u>
Tournaments: local (Park and Recreation)		<u>\$140.00</u>
Tournaments: FIFA (per team)		<u>\$220.00</u>

345

PARK AND RECREATION DEPARTMENT FEE SCHEDULE		
Soccer Fees cont'd. (Plus Tax)	CURRENT	PROPOSED
	FEE	FEE
	FY 08-09	FY 09-10
DESCRIPTION		
Self Organized with a minimum of (4) teams with lights (per game)		\$30.00
Self Organized with a minimum of (4) teams without lights (per game)		\$25.00
Soccer League (Protest)		\$55.00
Soccer Leagues/County Organized Lighted Field without soccer balls – 5 teams		\$586.00
Soccer Leagues/County Organized Lighted Field without soccer balls – 6 teams		\$582.50
Soccer Leagues/County Organized Lighted Field without soccer balls – 7 teams		\$579.43
Soccer Leagues/County Organized Lighted Field without soccer balls – 8 teams		\$577.13
Soccer Leagues/County Organized Lighted Field with soccer balls – 5 teams		\$613.80
Soccer Leagues/County Organized Lighted Field with soccer balls – 6 teams		\$609.50
Soccer Leagues/County Organized Lighted Field with soccer balls – 7 teams		\$606.43
Soccer Leagues/County Organized Lighted Field with soccer balls – 8 teams		\$604.13
Soccer Leagues/County Organized No Lighted Field without soccer balls – 5 teams		\$486.00
Soccer Leagues/County Organized No Lighted Field without soccer balls – 6 teams		\$482.50
Soccer Leagues/County Organized No Lighted Field without soccer balls – 7 teams		\$480.00
Soccer Leagues/County Organized No Lighted Field without soccer balls – 8 teams		\$478.13
Soccer Leagues/County Organized No Lighted Field with soccer balls – 5 teams		\$513.00
Soccer Leagues/County Organized No Lighted Field with soccer balls – 6 teams		\$509.50
Soccer Leagues/County Organized No Lighted Field with soccer balls – 7 teams		\$507.00
Soccer Leagues/County Organized No Lighted Field with soccer balls – 8 teams		\$505.13
Self Organized with a minimum of (4) teams per game		\$55.00
Clean-up fee per instance		\$165.00

Notes:

(1) Youth leagues that have active permits at other County Parks.

Director has the authority to apply discounts to fees for Miami-Dade County Residents.

Volleyball (Plus Tax)	CURRENT	PROPOSED
	FEE	FEE
	FY 08-09	FY 09-10
DESCRIPTION		
Kendall Indian Hammocks Park:		
Equipment Rental (includes poles, net, and ball):		
Unlined Court (per day)	\$25.00	\$25.00
Lined Court (per day)	\$35.00	\$35.00
Tamiami Park:		
Court day rental per hour	\$7.00	\$7.00
Court evening rental per hour	\$9.00	\$9.00

PARK AND RECREATION DEPARTMENT FEE SCHEDULE		
Tennis Courts	CURRENT	PROPOSED
	FEE	FEE
	FY 08-09	FY 09-10
DESCRIPTION		
Continental, Haulover, Ron Ehmann, Tamiami and Tropical Parks		
Court Rental:		
Day/Per hour/Per person	\$1.87	\$1.87
Night/Per hour/Per person	\$2.80	\$2.80
Day League Play/Per hour/Per person	\$1.87	\$1.87
Night League Play/Per hour/Per person	\$2.80	\$2.80
Day Youth/ (Non-prime time)Per hour/Per person (17 yrs. old & under)	\$0.93	\$0.93
Rental of Tennis Ball Machine:		
One hour plus court fees	\$5.61	\$5.61
One-half hour plus court fees	\$2.80	\$2.80
Tennis Center at Crandon Park		
Tournament Special – with 50+ hours of court rental, the use of clubhouse is included for free	Free	Free
Senior Rate (any surface) Day-Monday-Friday 8:00am - 3:00pm per person/per hour		\$3.00
Clay Court Rental:		
Adults/Per hour/Per person	\$6.54	\$6.54
Youth/Per hour/Per person (17 yrs. old & under)	\$2.80	\$2.80
Night/Per hour/Per person	\$8.41	\$8.41
Hard Court Rental:		
Day/Adults/Per hour/Per person	\$3.30	\$3.73
Day/Youth/Per hour/Per person (17 yrs. old & under)	\$2.80	\$2.80
Night/Adults/Per hour/Per person	\$5.61	\$5.61
Night/Youth/Per hour/Per person (17 yrs. old & under)	\$3.74	\$3.74
Grass Court:		
Adult/Per hour/Per person	\$10.28	\$10.28
Youth/Per hour/Per person (17 yrs. old & under)	\$6.54	\$6.54

347

PARK AND RECREATION DEPARTMENT FEE SCHEDULE		
Tennis Courts	CURRENT	PROPOSED
Tennis Fees (Plus Tax) cont'd.	FEE	FEE
	FY 08-09	FY 09-10
DESCRIPTION		
Stadium:		
Adults /Per hour/Per person	\$12.15	\$12.15
Youth/Per hour/Per person	\$9.35	\$9.35
Night/Adults/Per hour/Per person	\$20.56	\$20.56
Night/Youth/Per hour/Per person	\$16.82	\$16.82
League and Tournaments/Per hour	\$32.71	\$32.71
League and Tournaments/Per hour	\$41.12	\$41.12
Tournament/League Rates:		
Adult Grass Tournament per person/per hour		\$5.00
Junior tournament rate, minimum 24 people, per hr/per person		\$0.93
Adult tournament rate, minimum 24 people, per hr/per person		\$1.86
Hard Court League rate, Day minimum 24 people, per hr/per Person		\$2.37
Hard Court League rate, Night minimum 24 people, per hr/per Person		\$2.80
Clay Court League rate, Day minimum 24 people, per hr/per Person		\$2.80
Tropical Park		
Racquetball Court Fees:		
Day Rate/Night Rate (Per Hour/Per Court)	\$ 2.33 / \$ 3.27	\$ 2.33 / \$ 3.27
Youth Rate (Per Hour/Per Court) (During day, slow times only)	\$0.93	\$0.93
Racquetball Racquet Rental	\$0.93	\$0.93

348

PARK AND RECREATION DEPARTMENT FEE SCHEDULE		
Skate Park Fees (Plus Tax)	CURRENT	PROPOSED
	FEE	FEE
	FY 08-09	FY 09-10
DESCRIPTION		
All Park Facilities		
Skate Park entrance per person		\$1.87
Helmet Rental		\$4.67
Monthly Pass		\$23.36
Seasonal Pass (June-August)		\$51.40
Yearly Pass		\$116.82
Tournament (2 hours)		\$165.00
Skate Park Rental		\$242.99

PARK AND RECREATION DEPARTMENT FEE SCHEDULE		
Trail Glades Range (Plus Tax)	CURRENT	PROPOSED
	FEE	FEE
	FY 08-09	FY 09-10
DESCRIPTION		
Pistol Rifle Range (Per person):		
Individual (3 hours)	\$9.00	\$9.00
Juniors (Age 10 to 17)	\$5.00	\$5.00
Police/Corrections	\$8.00	\$8.00
Additional Targets (Per target)	\$1.00	\$1.00
Trap/Skeet Round – League (25 targets)	\$5.00	\$5.00
Trap/Skeet Round, Regular (Per round=25 targets):	\$8.00	\$8.00
buy 9 rounds get 1 round free		
Surcharge for Environmental Remediation: (Per Shoot) (non-taxable)	\$1.00	\$1.00
Main Range Rental (Per hour)	\$85.00	\$85.00
Practical Range Rental: (Per hour)	\$50.00	\$50.00
Trap/Skeet Club Tournament Fee (Per hundred))	\$20.00	\$20.00
Surcharge for Skeet Development (non-taxable)	\$1.00	\$1.00
Trap/Skeet Club Non-Registered Event Rate (Per hundred)	\$20.00	\$20.00
Skeet / Trap Competitor Training (Per hundred)	\$18.00	\$18.00
R.V. Site Rental: (Per day)	\$11.00	\$11.00
Classroom Rental: (Per hour)	\$11.00	\$11.00
Hunters Education (per person)	\$1.00	\$1.00
Range Identification Card / Safe Shooter Class (per student)	\$6.00	\$6.00
Shotgun Rental, 22 Caliber without scope (per day, plus tax)	\$13.00	\$13.00
Shotgun Rental, 22 Caliber with scope (per day, plus tax)	\$15.00	\$15.00
Shotgun Rental, 12 Gauge Pump Shotgun (per day, plus tax)	\$15.00	\$15.00
Shotgun Rental, 12 Gauge Over/Under Shotgun (per day, plus tax)	\$20.00	\$20.00
Shotgun Rental, 20 Gauge Pump Shotgun (per day, plus tax)	\$15.00	\$15.00
Shotgun Rental, 410 Gauge Pump Shotgun (per day, plus tax)	\$15.00	\$15.00
Shotgun Rental, 410 Over/Under Shotgun (per day, plus tax)	\$15.00	\$15.00
Shotgun Rental, 28 Gauge Pump Shotgun (per day, plus tax)	\$15.00	\$15.00

Rates may be adjusted up to 15% over approved rates, with the approval of the Director.

349

PARK AND RECREATION DEPARTMENT FEE SCHEDULE		
Film/Photography Fees (Plus Tax)	CURRENT	PROPOSED
	FEE	FEE
	FY 08-09	FY 09-10
DESCRIPTION		
Crandon, Black Point, Greynolds, Haulover, Homestead Bayfront, Matheson Parks		
Early/Late Gate Openings - Per Hour (1)	\$30.00	<u>\$40.00</u>
Video Shoot (all facilities except Crandon Park)		<u>\$300.00</u>
Crandon Park Commercial, Video, or Feature Imagery: (2)		
Minimum Rate per Day (includes up to 4 vehicles) (3)	\$690.00	\$690.00
Filming alongside Seawall, per vehicle-RV	\$150.00	\$150.00
Crandon Park Prop Rentals:		
Small Props, (chair, small tree, towels, small sports equipment, misc. small items, etc.)	Free	Free
Medium Props (per item) (Tiki Hut, horse, cars, floating items in water or sand, tables, etc.)	\$110.00	\$110.00
Large Props (per item) (Carousel, lifeguard stand, motor home, train, large misc. items, etc.)	\$550.00	\$550.00
Large Props (per item) (all facilities except Crandon Park)		<u>\$100.00</u>
Vehicles parking on beach road for shoots (per vehicle)		<u>\$20.00</u>
Still Photography: (2)		
Minimum Rate per Day (includes up to 4 vehicles)	\$140.00	\$140.00

NOTES:

- (1) Early/Late Gate Openings must be requested before 3:00 PM the day before; rate is applied
- (2) Fees do not include direct cost expenses, which will be charged separately.
- (3) Additional vehicles must pay the daily parking fee of \$5 and \$10 for Bus/RV (refer to Parking FEES ARE NOT REFUNDABLE.

PARK AND RECREATION DEPARTMENT FEE SCHEDULE		
Coastal Region Crandon and Haulover Park	CURRENT	PROPOSED
	FEE	FEE
	FY 08-09	FY 09-10
DESCRIPTION		
Crandon Park:		
Guided Nature Walks - Per Person (Plus Tax)	\$0.93	\$0.93
Adventure Group Tours - Per Person (Plus Tax) (1)	\$2.80	\$2.80
Lectures - Person (Plus Tax) (2)	\$0.93	\$0.93
Tram Tours - Per Person (Plus Tax)		
Adult	\$3.74	\$3.74
Child (under 12)	\$0.93	\$0.93
Hayride - Per Person (Plus Tax)		
Adult	\$4.67	\$4.67
Child (12 years and under)	\$2.80	\$2.80
Carousel Rental - 1 hour (Plus Tax)	\$165.00	\$165.00
Carousel Rental Tickets (per 1 Ticket for 3 rides) (Plus Tax)	\$1.87	\$1.87
Roller Rink Rental - for 2 hours (Plus Tax)	\$275.00	\$275.00
Canoe Tours (Includes Tax)		
1/2 Day - Per Person	\$22.36	\$22.36
Full Day - Per Person	\$37.38	\$37.38
Offsite - Per Person (includes transportation)	\$46.73	\$46.73
Canoe Rental (Plus Tax)		
Per Hour	\$12.15	\$12.15
Per 1/2 Day (Min. 4 hours)	\$28.04	\$28.04
Kayak Rental (Plus Tax)		
Per Hour	\$10.28	\$10.28
Per 1/2 Day	\$28.04	\$28.04
Canoe/Kayak Rental (Sat., Sun. & Holidays only) (at all marinas) per hour		\$10.28
Cabana Rental (Plus Tax)		
Per Day	\$35.00	\$35.00
Per Month	\$350.00	\$175.00
Weekend/Monthly		\$280.00
6 month rental		\$1,680.00
Per Year	\$2,100.00	\$2,100.00

351

PARK AND RECREATION DEPARTMENT FEE SCHEDULE		
Coastal Region Crandon and Haulover Park	CURRENT	PROPOSED
	FEE	FEE
	FY 08-09	FY 09-10
DESCRIPTION		
Crandon Park cont'd:		
Cabana waiting list deposit	\$150.00	\$50.00
Clean-up deposit	\$150.00	\$150.00
Lounge Chair Rental - Per Day (Plus Tax)	\$5.00	\$5.00
Umbrella Rental - Per Day (Plus Tax)	\$5.00	\$5.00
Towel Rental - Per Day (Plus Tax)	\$2.00	\$2.00
Key Deposit (non-taxable)	\$10.00	\$50.00
Turtle Program (per person) (non-taxable)	\$5.00	<u>\$6.00</u>
Helicopter Landing Fees (all facilities)		
		<u>\$250.00</u>

Notes:

(1) Organized group tours by reservation only at a minimum of \$100 per group.

(2) Lectures for organized groups by reservation only at a minimum of \$50 per group.

The Department Director has the authority to approve up to 25% in promotional discounts for

PARK AND RECREATION DEPARTMENT FEE SCHEDULE		
Coastal Region Crandon and Haulover Park	ANNUAL	
	CURRENT	PROPOSED
	FEE	FEE
	FY 08-09	FY 09-10
DESCRIPTION		
Haulover Park, Executive Course:		
Greens Fees - 9 Holes (Plus Tax):		
Daily	\$6.25	<u>\$8.00</u>
Replay	\$4.00	<u>\$5.00</u>
Children	\$3.25	<u>\$4.50</u>
Child Replay	\$2.25	<u>\$3.00</u>
Special Activity Day (1 Day/Week)	\$3.75	<u>\$5.00</u>
Special Activity Day Replay	\$2.50	<u>\$3.00</u>
Miscellaneous Rental (Plus Tax):		
Pull carts	\$2.33	<u>\$2.50</u>
Club Rental	\$5.00	\$5.00

352

PARK AND RECREATION DEPARTMENT FEE SCHEDULE		
Leisure Access Services Camps	CURRENT	PROPOSED
	FEE	FEE
	FY 08-09	FY 09-10
DESCRIPTION		
Winter/Spring/Summer Camp (cost per week) (non-taxable)	\$165.00	\$165.00
Wheelchair Sports Camp - Summer Only (cost per week) (non-taxable)	\$75.00	\$75.00
After School Program (cost per week) (non-taxable)	\$85.00	\$85.00
School Recess Days (cost per day) (non-taxable)	\$35.00	\$35.00
Program Fees (per hour) (non-taxable)	\$ 3.00 - \$ 11.00	\$ 3.00 - \$ 11.00
Wheelchair Rental - per day (Plus Tax)	\$6.00	\$6.00
Wheelchair Rental - Deposit (non-taxable)	\$100.00	\$100.00
Adapted Sports (cost per month)	\$35.00	\$35.00
Adapted Aquatics (cost per session)	\$3.00	\$3.00
Community Outings (cost per session)	\$22.00	\$22.00
Amateur Boxing Exhibition	CURRENT	PROPOSED
Admission Fee	FEE	FEE
	FY 08-09	FY 09-10
DESCRIPTION		
Admission Fee (Excludes Tax):		
Reserved Seats	\$5.61	\$5.61
Ringside Seats	\$2.80	\$2.80
Senior Citizens and Children under 10 years old	\$0.93	\$0.93
Under 18 Men Boxing	\$45.00	\$45.00
Under 18 Women Boxing	\$45.00	\$45.00
Adult Men Boxing	\$65.00	\$65.00
Adult Women Boxing	\$65.00	\$65.00
Portable Boxing Ring, per rental		\$1,000.00

PARK AND RECREATION DEPARTMENT FEE SCHEDULE		
Fruit & Spice Park	CURRENT	PROPOSED
	FEE	FEE
	FY 08-09	FY 09-10
DESCRIPTION		
Admission Fees (Plus Tax):		
Adults	\$6.54	<u>\$7.48</u>
Children (6 to 12 years old)	\$1.87	\$1.87
Children (under 6 years old)	FREE	FREE
Annual Pass (Plus Tax)	\$30.00	<u>\$50.00</u>
Classes and Lectures (3 - 6 hours) (non-taxable)	\$40.00	\$40.00
Plant Propagation Class (non-taxable)	\$45.00	\$45.00
Youth Tours (Plus Tax):		
Fruit & Spice Park	\$3.00	\$3.00
11 years old and under (per person)	\$2.00	\$2.00
Local Tour (outside of the park) 3 hours (Plus Tax)	\$30.00	\$30.00
Out of County Tour (Plus Tax)	\$45.00	\$45.00
Wedding Fees (Plus Tax)		
Daytime use of park grounds (10 a.m. - 4 p.m.) Up to 125 people	\$1,450.00	\$1,450.00
Evening use of park grounds (5 p.m. - Midnight) Up to 125 people	\$2,300.00	\$2,300.00
Additional per person charge (126-250 people)	\$7.00	<u>\$8.00</u>
Security (per guard, per hour, 4 hour minimum)	\$30.00	\$30.00
Caterer fee per person (1)	\$3.00	\$3.00
Herb Garden Ceremony (2 hour minimum)	\$250.00	\$250.00
Herb Garden Ceremony (each additional hour)	\$85.00	\$85.00
Security Deposit (non-refundable)	20% of Fee	20% of Fee

NOTES:

The Department Director has the authority to approve up to ~~45%~~ 25% in promotional discounts.

(1) Caterers must carry \$1,000,000 liability insurance.

PARK AND RECREATION DEPARTMENT FEE SCHEDULE		
Parking	CURRENT	PROPOSED
	FEE	FEE
	FY 08-09	FY 09-10
DESCRIPTION		
Daily Weekday Parking Fees (Plus Tax):		
Car/ Truck/ SUV, (Amelia Earhart, Crandon, Greynolds, Haulover, Homestead Bayfront, Matheson Hammock, Parks)	\$4.67	\$4.67
Bus / RV (daily)	\$9.35	<u>\$14.02</u>
Weekend and Holiday Parking Fees (Plus Tax):		
Car/ Truck/ SUV, (Amelia Earhart, Crandon, Greynolds, Haulover, Homestead Bayfront Matheson Hammock)	\$4.67	<u>\$5.60</u>
Weekend and Holiday Parking Fees (Plus Tax):		
Car/ Truck/ SUV, (AD Barnes, HARP, L&P Thompson, Kendall Soccer Park and Tropical Parks)		<u>\$4.67</u>
Dog Park per hour weekday rate	\$0.93-\$1.87	\$0.93-\$1.87
Hourly weekday parking rate at metered facilities (pay stations)	\$0.93-\$1.87	\$0.93-\$1.87
Surcharge for parking in North Lot only – Haulover (Plus Tax)		<u>\$0.93</u>
Resident Annual Parking Permits (Plus Tax): (1)		
Parking	\$90.00	<u>\$140.18</u>
Senior Citizen Parking (2)	\$50.00	\$50.00
Physically Handicapped Parking (3)	Free	Free
Non-Resident Semi-Annual Parking Permit (Plus Tax)	\$140.18	

PARK AND RECREATION DEPARTMENT FEE SCHEDULE		
Parking cont'd.	CURRENT	PROPOSED
	FEE	FEE
	FY 08-09	FY 09-10
DESCRIPTION		
Commuter Fees – Haulover (4)		
1 month pass (plus tax)	\$60.00	\$60.00
6 month pass (plus tax)	\$300.00	\$300.00
Parking Permit Replacement Fee (Plus Tax)	\$15.00	\$15.00

NOTES:

- (1) Parking Permits are valid at all Park and Recreation facilities. Resident Annual Parking
 - (3) Handicapped persons are allowed free parking, and disabled permits issued by another state
 - (4) Weekday only, entry allowed before 8:00 am.
- County Manager shall have the authority to approve temporary adjustments to parking fees for

355

PARK AND RECREATION DEPARTMENT FEE SCHEDULE		
Festival Fees (Plus Tax)	CURRENT	PROPOSED
	FEE	FEE
	FY 08-09	FY 09-10
DESCRIPTION		
One Day Festival:		
Space 8' x 10'	\$ 50.00 - \$75.00	\$ 50.00 - \$75.00
Space 10 x 10'	\$ 80.00-\$120.00	\$ 80.00-\$120.00
Space 8' x 16'	\$ 100.00 - \$150.00	\$ 100.00 - \$150.00
Space 10' x 20'	\$ 150.00- \$225.00	\$ 150.00-\$225.00
Two Day Festival:		
Space 8' x 10'	\$ 90.00 - \$135.00	\$ 90.00 - \$135.00
Space 10' x 10' (All locations except Fruit & Spice Park)	\$ 140.00- \$175.00	\$ 140.00- \$175.00
Space 8' x 16'	\$ 180.00- \$225.00	\$ 180.00- \$225.00
Space 10' x 20'	\$ 280.00- \$350.00	\$ 280.00- \$350.00
Special Event Area @ Amelia Earhart (daily)	\$2,200.00	\$3,000.00
Special Event Area @ HARP (daily)		\$2,400.00
Light Tower Rental @ Amelia Earhart (Mon. – Fri.)		\$75.00
Light Tower Rental @ Amelia Earhart (Sat. Sun. & Holidays)		\$85.00
The Women's Park Special Events Admission	\$6.00	\$6.00
Fruit & Spice Park - Space 10' x 10' (Two-Day) non-food vendor	\$140.00	\$140.00
Fruit & Spice Park – Space 10' x 10' food vendor	\$220.00	\$220.00
Educational (Non-commercial) Vendors/Per day:	\$1.00	\$1.00

Notes:

These fees are applied to individual vendor spaces for department-organized festivals.

Insurance coverage is not included in these rates.

PARK AND RECREATION DEPARTMENT FEE SCHEDULE		
Tropical Park Equestrian Center Fees (Plus Tax)	CURRENT	PROPOSED
	FEE	FEE
	FY 08-09	FY 09-10
DESCRIPTION		
Grass Course (per course, per day)	\$195.00	\$195.00
Grass Course (per course, per day) includes admission	\$415.00	\$415.00
Show Ring A (per day)	\$195.00	\$195.00
Show Ring A (per day) includes admission	\$415.00	\$415.00
Show Ring B (per day)	\$140.00	\$140.00
Show Ring B (per day) includes admission	\$360.00	\$360.00
Stall Rental (per stall, per day) Including Tack Stall	\$15.00	\$15.00
Stall Rental - Day before & after Show	\$6.00	\$6.00
Jumps (each, per day)	\$15.00	\$15.00
Jumps - Complete Course (per day)	\$165.00	\$165.00
Jumps set-out/tear-down (1 ring)	\$140.00	\$140.00
Jumps set-out/tear-down (2 ring)	\$195.00	\$195.00
Ring Lighting (per day 2 hr. minimum)	\$70.00	\$70.00
Ring Lighting (each additional hour)	\$25.00	\$25.00
R.V. Hookup (per day)	\$15.00	\$15.00
R.V. Hookup (per day) – special event	\$20.00	\$20.00
Hurricane Stall (per stall, per day)	\$8.00	\$8.00
Hurricane Stall Reservation (per stall) Non-refundable per year (non-taxable)	\$20.00	\$20.00
Vendor Fee (per show, per day)	\$45.00	\$45.00
Rental Deposit (per day, per horse show) (non-taxable)	\$110.00	\$110.00
Rental Deposit (per day, per special event) (non-taxable)	\$1,100.00	\$1,100.00
Open Ride Sessions Community Ride Night (per horse, for 3 hours)	\$6.00	\$15.00
Covered Arena – shows (per day)	\$660.00	\$660.00
Covered Arena – shows (per day) includes admission	\$880.00	\$880.00
Packing/Unpacking of Ring Surface		\$660.00
Covered Arena – special events (per day):		
1 – 300 people	\$2,000.00	\$2,000.00
301 – 1,800 people	\$3,850.00	\$3,850.00
Concession (per day)	\$165.00	\$165.00

PARK AND RECREATION DEPARTMENT FEE SCHEDULE		
EcoAdventures	CURRENT	PROPOSED
	FEE	FEE
	FY 08-09	FY 09-10
DESCRIPTION		
Canoe Trips (Plus Tax):		
Greater Miami Area Trip Sites: (Minimum 3 hours) (1)		
Bill Sadowski Park to Coral Reef Park, Sunset Canoe Tour	\$26.17	\$26.17
(per person)		
Biscayne Bay (per person)	\$32.71	\$32.71
Black Point Park Canoe Tour (per person)	\$26.17	\$26.17
Coral Gables Waterway (per person)	\$26.17	\$26.17
Crandon Sunset Boat Cruise	\$36.45	\$36.45
Crandon Moonlight Canoe Tour (per person)	\$36.45	\$36.45
Deering Estate at Cutler – Moonlight (per person)	\$36.45	\$36.45
Deering Estate at Cutler – Chicken Key (per person)	\$26.17	\$26.17
Key Biscayne (per person)	\$41.12	\$41.12
Key Biscayne, Resident discount (per person)	\$26.17	\$26.17
Matheson Hammock Park Canoe Tour (per person)	\$26.17	\$26.17
Matheson Hammock Moonlight Canoe Tour	\$30.84	\$30.84
Matheson Hammock Park Sunset/Sunrise Canoe Tour (per person)	\$26.17	\$26.17
Matheson/Coral Gables Waterway (per person)	\$30.84	\$30.84
Oleta River (per person)	\$26.17	\$26.17
Child (14 years old and under) (per person)	\$15.89	\$15.89
Canoe Tours Group Discounts		
6-10 people, 5% discount (per person)	\$39.25	\$39.25
11-15 people, 10% discount (per person)	\$37.38	\$37.38
16-20 people, 15% discount (per person)	\$34.58	\$34.58
21-25 or more people, 20% discount (per person)	\$32.71	\$32.71
Wilderness Canoe Trip Sites: (Full Day Offsite Trips) (2)		
Everglades Canoe Adventure (per person)	\$36.45	\$36.45
Indian Key Canoe/Snorkel (per person)	\$46.73	\$46.73
Loxahatchee River (per person)	\$46.73	\$46.73
Turner River/Everglades (per person)	\$46.73	\$46.73
Child (14 years old and under) (per person)	\$15.89	\$15.89
Canoe Rentals(Plus Tax): (1)		
Greynolds Park – Boat House (per half-hour per person) Saturdays/Sundays/Holidays (10 A.M. to 5 P.M.)		
Per person rate	\$9.34	\$9.34

358

PARK AND RECREATION DEPARTMENT FEE SCHEDULE		
EcoAdventures (Plus Tax) (cont'd.)	CURRENT	<u>PROPOSED</u>
	FEE	FEE
	FY 08-09	FY 09-10
DESCRIPTION		
Bill Sadowski Park – Nature Center (per hour per person) Saturdays/Sundays/Holidays (10 A.M. to 5 P.M.)		
Per Canoe	\$20.56	\$20.56
Canoe and Camp Outbound Eco-Tour, Off-site (includes guide), (first person)	\$154.21	\$154.21
Canoe and Camp Outbound Eco-Tour, Off-site (includes guide, transportation, canoe, equipment, tent and meals) (2-3 days) (second person)	\$79.44	\$79.44
Key Biscayne Snorkel and Island Boat Tour, per person (includes snorkeling equipment)	\$65.42	\$65.42
Key Biscayne Sunset Cruise Tour, per adult	\$28.04	\$28.04
Key Biscayne Sunset Cruise Tour, per child	\$14.02	\$14.02
Bike Tour Sites (Plus Tax): (Minimum 3 hours) (3)		
Everglades Wildflower (per person)	\$26.17	\$26.17
Everglades Greenway (per person)	\$26.17	\$26.17
Key Biscayne Heritage (per person)	\$26.17	\$26.17
Loop Road/Big Cypress (per person)	\$26.17	\$26.17
Metrozoo Bike Tour (per person) (Minimum 2 hours) Plus Zoo admission	\$15.89	\$15.89
Redland Historic (per person)	\$26.17	\$26.17
Child (14 years old and under) (per person)	\$15.89	\$15.89
Bring your own bike for guided tours (per person)	\$20.56	\$20.56
Kayak Tours/Kayak Snorkeling Tours (Plus Tax):		
Back Country Kayak Fishing (per person) - outfitted	\$79.44	\$79.44
Back Country Kayak Fishing (per person) – non-outfitted (they bring their own kayak)	\$51.40	\$51.40
Kayak Tours: (Minimum 3 hours) (1)		
Coconut Grove/Historic Miami (per person)	\$37.38	\$37.38
Crandon Kayak & Snorkel (Non-resident)	\$65.42	\$65.42
Crandon Kayak & Snorkel (resident discount)	\$37.38	\$37.38
Crandon Kayak Tour (per person)	\$28.04	\$41.12
East Greynolds Kayak Tour (per person)	\$23.36	\$23.36
Fossilized Reef (per person)	\$28.04	\$28.04
Metrozoo Kayak Tour (per person) (minimum 2 hours) Plus zoo admission	\$18.69	\$18.69
Pelican Kayak & Snorkel Tour (per person)	\$37.38	\$37.38
Pelican Harbor Island (per person)	\$28.04	\$28.04

359

PARK AND RECREATION DEPARTMENT FEE SCHEDULE		
EcoAdventures (cont.)	CURRENT	PROPOSED
	FEE	FEE
	FY 08-09	FY 09-10
DESCRIPTION		
Kayak Tours/Kayak Snorkeling Tours (Plus Tax):		
Kayak Tours: (Minimum 3 hours) (cont'd) (1)		
Pelican Stress Buster (per person)	\$23.36	\$23.36
Child (14 years old and under) (per person)	\$18.69	\$18.69
Snorkeling Gear Rental (fins, mask and snorkel)	\$7.48	\$7.48
Snorkeling Gear Rental (fins, mask and snorkel) (resident discount)	\$5.61	\$5.61
Wet Suit Rentals (per person – all sizes)	\$14.02	\$14.02
Kayak Off-Site Tours (Full Day) (2) Includes Transportation		
Indian Key (per person)	\$46.73	\$46.73
Steamboat Creek (per person)	\$46.73	\$46.73
Child (14 years old and under) (per person)	\$15.89	\$15.89
Kayak Tours Group Discount		
6-10 people, 5% discount (per person)	\$66.50	\$66.50
11-15 people, 10% discount (per person)	\$63.00	\$63.00
16-20 people, 15% discount (per person)	\$59.50	\$59.50
21-25 or more people, 20% discount (per person)	\$56.00	\$56.00
Kayak Rentals (Includes Tax):		
Crandon Park Visitor's and Nature Center Rentals at North Beach Lifeguard Tower #4		
Saturday/Sundays/Holidays (per kayak per hour)	\$10.28	\$10.28
Saturday/Sundays/Holidays (per 3-man kayak per hour)	\$18.69	\$18.69
Saturday/Sundays/Holidays (per kayak for 3 hours)	\$28.04	\$28.04
Saturday/Sundays/Holidays (per 3-man kayak for 3 hours)	\$32.71	\$32.71
On-Demand Tours (canoe, kayak, snorkeling, bike, hike, and South Florida Expeditions tours)		Direct Cost & 20 to 60%
Walk-up Tours (unscheduled naturalists-guided hikes, canoe, kayak and bike tours) (Director has ability to increase or decrease fees on market and seasonal value of tour)		Direct Costs + 30% (+ or -)

360

PARK AND RECREATION DEPARTMENT FEE SCHEDULE		
EcoAdventures (cont.)	CURRENT	PROPOSED
	FEE	FEE
	FY 08-09	FY 09-10
DESCRIPTION		
Greynolds Park-Boathouse-kayak rental (per half-hour per person)		
Saturdays/Sundays/Holidays (10 A.M. to 5 P.M.)		
Adult	\$4.67	\$4.67
Child	\$2.80	\$2.80
Van Tours (Plus Tax): (Full Day Trips – Minimum 5 Hours) (3)		
Big Cypress Swamp (per person)	\$46.73	\$46.73
Everglades; Everglades Birding; Everglades Swamp (per person)	\$46.73	\$46.73
Key Largo (per person)	\$46.73	\$46.73
Loxahatchee National Wildlife Refuge (per person)	\$46.73	\$46.73
Windley/Long Key State Park (per person)	\$46.73	\$46.73
Child (14 years old and under) (per person)	\$18.69	\$18.69
Add Box Lunch with Tours (per person)	\$9.35	\$9.35
Heritage Tours (Plus Tax): (Minimum 4 Hours) (3)		
Charles and James Deering Estates (per person) (4)	\$46.73	\$46.73
Coconut Grove (per person)	\$37.38	\$37.38
Fruit, Spices and Orchids (per person)	\$37.38	\$37.38

Notes:

- (1) Includes all equipment.
 - (2) Includes all equipment and transportation to trip site.
 - (3) Includes transportation and naturalist guide and all biking equipment.
 - (4) Includes admission fees.
- Director has the ability to increase or decrease all Eco-based tours up to 30% on market and

361

PARK AND RECREATION DEPARTMENT FEE SCHEDULE		
EcoAdventures (cont.)	CURRENT	PROPOSED
	FEE	FEE
	FY 08-09	FY 09-10
DESCRIPTION		
Botanical Tours (Plus Tax): (Minimum 4 Hours) (1)		
Montgomery Botanical Gardens (per person)	\$28.04	\$28.04
Redland Fruit & Spice Park (per person)	\$28.04	\$28.04
Pontoon Boat Tours (Plus Tax): (2 Hours)		
Deering Estate at Cutler (per person)	\$23.36	\$23.36
Pelican Harbor Island (per person)	\$23.36	\$23.36
Crandon/Key Biscayne Tours (per person)	\$23.36	\$23.36
Pontoon Boat Snorkeling Tours (Plus Tax): (3-4 hours)		
Crandon Half Moon Snorkeling Tour (per person) (Includes mask, Snorkel, fins and snorkeling vest)	\$46.73	\$46.73
Tram Tours (Plus Tax):		
Crandon Park to Bear Cut Preserve (per person)	\$3.74	\$3.74
Child (14 years old and under) (per person)	\$1.87	\$1.87
Naturalist Guided Tours (Plus Tax):		
Guided Nature Walks (per person)	\$1.87	\$1.87
Specialized Guided Nature Walks (per person)	\$2.80	\$2.80
Nature Lectures (per person)	\$1.87	\$1.87
Home School Nature Program (Elementary Level) (per person/class)	\$3.74	\$3.74
Home School Nature Program (High School Level) (per person/class)	\$8.41	\$8.41
Specialized Lecture/Program (per hour per person)	\$5.61	\$5.61
Child (14 years old and under) (per person)	\$2.80	\$2.80
Specialized Workshops/Classes (per hour per person)	\$5.61	\$5.61
Organized Group Tours (Minimum \$100 per group)	\$102.80	\$102.80

PARK AND RECREATION DEPARTMENT FEE SCHEDULE		
EcoAdventures (cont.)	CURRENT	PROPOSED
	FEE	FEE
	FY 08-09	FY 09-10
DESCRIPTION		
Eco-Tourism Transportation Service-Hotel to Eco-Tour Site, 3 Zones-Minimum of 5 and maximum of 11 passengers (Plus Tax) (per person)		
Zone 1 – Key Biscayne – Coconut Grove & Downtown Miami	\$9.35	\$9.35
Zone 2 – Coral Gables – Miami International Airport	\$14.02	\$14.02
Zone 3 – Miami Beach north to Bal Harbor	\$18.69	\$18.69

Notes:

(1) Includes transportation and naturalist guide.

Group discounts up to 20% off the regular fee can be provided for selected tour packages of ten

Cancellation fee of 50% of the total/program fee amount will be rendered for "no shows" or late

362

PARK AND RECREATION DEPARTMENT FEE SCHEDULE		
Track and Field (Plus Tax)	CURRENT	PROPOSED
	FEE	FEE
	FY 08-09	FY 09-10
DESCRIPTION		
Rental Fees (1):		
Track Meet with Lights:		
Small: 1 –2 teams	\$800.00	\$800.00
Medium: 3 – 4 teams	\$865.00	\$865.00
Large: 5 or more teams	\$ 1.075.00	\$ 1.075.00
	\$ 35.00 + \$85.00	\$ 35.00 + \$85.00
Practice with Lights	Bank of Lights	Bank of Lights
Track Meet without Lights:		
Small: 1 –2 teams	\$140.00	\$140.00
Medium: 3 – 4 teams	\$205.00	\$205.00
Large: 5 or more teams	\$415.00	\$415.00
Cross country meet, per school participating	\$35.00	\$35.00
Practice without Lights	\$32.00	\$32.00

Notes:

(1) Based on a four-hour rental period and can be reduced proportionally for a two-hour
Director has the authority to apply discounts to fees for Miami-Dade County Residents.

PARK AND RECREATION DEPARTMENT FEE SCHEDULE		
Natural Areas Management (non-taxable)	CURRENT	PROPOSED
	FEE	FEE
	FY 08-09	FY 09-10
DESCRIPTION		
Educational Presentation (\$50/hour) minimum of 2 hrs. required	\$100.00	\$100.00
Additional Staff Member Required (per hour)	\$25.00	\$25.00

363

PARK AND RECREATION DEPARTMENT FEE SCHEDULE		
Planning and Research	CURRENT	PROPOSED
	FEE	FEE
	FY 08-09	FY 09-10
DESCRIPTION		
Plat Committee		
Tentative Plats	\$200.00	<u>\$250.00</u>
Waiver of Plat	\$100.00	<u>\$150.00</u>
Entry Feature, access landscaping	\$150.00	<u>\$187.50</u>
Decorative Wall, landscaping, maintenance	\$100.00	<u>\$125.00</u>
Zoning Applications		
Residential > 250 units	\$500.00	<u>\$625.00</u>
Residential 50-250 units	\$300.00	<u>\$375.00</u>
Residential < 50 units	\$100.00	<u>\$125.00</u>
Shoreline Committee		
Residential/Non-Residential	\$200.00	<u>\$250.00</u>

PARK AND RECREATION DEPARTMENT FEE SCHEDULE		
Deering Estate at Cutler	CURRENT	PROPOSED
	FEE	FEE
	FY 08-09	FY 09-10
DESCRIPTION		
Gate Admissions (Tax Included)		
Adults	\$10.00	\$10.00
Child (between the ages of 4 and 14)	\$5.00	\$5.00
Child (3 years old and under)	FREE	FREE
Groups of 20 or more (Adults)	\$5.00	\$5.00
Groups of 20 or more (Child/ 4 to 14)	\$4.00	\$4.00
School Groups (all persons with group)	\$4.00	\$4.00
Annual Pass-Individual (Excluding Special Events), Plus Tax	\$35.00	\$35.00
Annual Pass-Family (Excluding Special Events) Plus Tax (1)	\$50.00	\$50.00
Tours (Tax Included)		
Canoe Tour (2):		
Adult	\$25.00	\$25.00
Child (14 years old and under)	\$15.00	\$15.00
Moonlight Canoe Tour:		
Adult	\$40.00	\$40.00
Child (14 years old and under)	\$15.00	\$15.00
Special Tours (2):		
Adult	\$25.00	\$25.00
Child (14 years old and under)	\$15.00	\$15.00
Groups of 18 or more (each)	\$20.00	\$20.00
Special Naturalist Lead canoe trip with tour of the Estate	\$50.00	\$50.00
Walking Tour:		
Special Naturalist Lead	\$15.00	\$15.00
Eco Tours (2):		
Adult	\$35.00	\$35.00
Child (14 years old and under)	\$20.00	\$20.00

364

PARK AND RECREATION DEPARTMENT FEE SCHEDULE		
Deering Estate at Cutler	CURRENT	PROPOSED
	FEE	FEE
Film, TV, Video & Photo Shoots	FY 08-09	FY 09-10
DESCRIPTION		
Film/ T.V./ Video Shoots (Plus Tax) (3)		
Grounds (8 AM - 6 PM) (Daily Rate)	\$1,600.00	\$1,600.00
Buildings (8 AM - 6 PM) (Daily Rate)	\$2,150.00	\$2,150.00
Each Additional Hour	\$200.00	\$200.00
Still Photo Shoots (Plus Tax) (3)		
Grounds (8 AM - 6 PM) (Daily Rate)	\$800.00	\$800.00
Buildings (8 AM - 6 PM) (Daily Rate)	\$1,150.00	\$1,150.00
Each Additional Hour for Grounds and Buildings	\$100.00	\$100.00
Non-Commercial Photo Shoots Weekdays (up to 5 people) between 10 am to 5 pm	\$60.00	\$60.00

PARK AND RECREATION DEPARTMENT FEE SCHEDULE		
Deering Estate at Cutler (Continued)	CURRENT	PROPOSED
	FEE	FEE
Rentals (Plus Tax)	FY 08-09	FY 09-10
Building Rentals (Plus Tax):		
Rental Discount (4)	-5 to -25%	-5 to -25%
Stone House		
First Floor and designated grounds (up to 125 people)		
Evening Events from 5 pm to Midnight (music off at 11 pm)	\$4,600.00	\$4,600.00
Additional Hour (two hour maximum)	\$500.00	\$500.00
Each Additional Person (126 up to 250) (5)	\$9.50	\$9.50
Ballroom only – daytime meetings	\$1,400.00	\$1,400.00
Library only – daytime meetings	\$1,100.00	\$1,100.00
Wine Cellar	\$400.00	\$400.00
Yellow Room on the Second Floor	\$400.00	\$400.00
Richmond Inn		
Dining and Breakfast Room	\$1,000.00	\$1,000.00
First Floor Front Room (#101 or #102) & Verandah	\$600.00	\$600.00
Second Floor Front Room (#201 or #203) & Verandah	\$650.00	\$650.00
First Floor All Rooms & Verandahs	\$1,400.00	\$1,400.00
25% Reduction on rental of Richmond Inn for rehearsal dinner for wedding rental clients only. Discounts cannot be combined.	25% Reduction	25% Reduction
COMBINATION RENTALS OF STONE HOUSE & RICHMOND INN		
Stone House (First Floor) and Richmond Inn (First Floor)	\$5,000.00	\$5,000.00

365

PARK AND RECREATION DEPARTMENT FEE SCHEDULE		
Deering Estate at Cutler (Continued)	CURRENT	PROPOSED
	FEE	FEE
	FY 08-09	FY 09-10
DESCRIPTION		
Trailhead Visitor Center:		
Exhibit Room	\$500.00	\$500.00
Auditorium	\$600.00	\$600.00
OTHER RENTALS:		
Ground Area Rental (up to 150 people) (5 pm – 11 pm)	\$1,500.00	\$1,500.00
Each Additional Person (over 150 up to 250)	\$9.50	\$9.50
Garden Ceremony (Limited to 125 people) (3 hours)	\$700.00	\$700.00
Each Additional Person (126 to 250 persons) (5)	\$9.50	\$9.50
Children's Party (up to 20 people basic rate) (3 hours)	\$300.00	\$300.00
Each Additional Person	\$9.50	\$9.50
Catering & Equipment Permit, Tent Provided (Cost per person) (5)	\$5.00	\$5.00
Tent Rental (cost plus %) (6)	35%	35%
Audio Visual Equipment Rentals (plus tax):		
	\$75.00	\$75.00
T.V. & V.C.R. with stand		
Video Projector System (with operator, when renting auditorium, plus tax)	\$100.00	\$100.00
Rental of Tram: Trailer & Guide/Driver (Cost Per Hour; Minimum 2 hr)	\$50.00	\$50.00
Guard/Security Service (Additional security for Rental Events) (Plus Tax) (Cost Per Hour, Minimum 4 hr)	\$24.00	\$24.00
Canoe or Kayak Rental (Cost per Hour) (Plus Tax)	\$10.00	\$10.00
On demand Kayak Rental, per hour	\$10.00	\$10.00
On demand Canoe Rental, per hour	\$8.00	\$8.00

PARK AND RECREATION DEPARTMENT FEE SCHEDULE		
Deering Estate at Cutler (Continued)	CURRENT	PROPOSED
	FEE	FEE
	FY 08-09	FY 09-10
DESCRIPTION		
Interpretive Guide/Program (Plus Tax) (Cost Per hour; Minimum 2 hr)	\$35.00	\$35.00
Special Event/Program Ticket: (8)	See Note (8)	See Note (8)
Nature, History and Archeology Camp (non- taxable weekly rate) (8)	\$150.00	<u>\$188.00</u>
Registration Fee (once a year, non-refundable and non-transferable)	\$10.00	\$10.00
Discount for first sibling of full paid participant (Weekly)	15%	15%
Discount for second or additional sibling of full paid participant (Weekly)	30%	30%
Extended Camp (per day)	\$8.00	\$8.00
One Day Camp (per day)	\$20.00	\$20.00

366

PARK AND RECREATION DEPARTMENT FEE SCHEDULE

Deering Estate at Cutler (Continued)

NOTES:

- (1) Includes individual, spouse and household members 17 years and under.
 - (2) Includes admission when park is open
 - (3) Direct costs to the facility, including but not limited to extra security, supervision, and clean-up
 - (4) Option to apply for reduction on rental of Stone House, Richmond Inn and grounds applies
 - (5) \$0.50 of the per person fee will be deposited into the Friends of Deering Trust Account to be
 - (6) Tent Rental - Stone House Courtyard only.
 - (7) Does not include set up/ tear down.
 - (8) Special Event/Program Ticket price will be established based on projected cost of the event.
 - (9) Summer Camp participants may apply for the Financial Assistance Program; those determined
 - (10) Other discounts may be offered as part of marketing and promotional activities with approval
- Deering Estate reserves the authority to negotiate from these rates when the group exceeds 250
 Frequent user Discount – 10% off rental fees beginning with the third scheduled use within one
 Frequent user status is revoked after one year of inactivity. (Excludes film, video, TV and photo
 Director has the authority to apply discounts to fees for Miami-Dade County Residents.

PARK AND RECREATION DEPARTMENT FEE SCHEDULE

Miami Metrozoo	CURRENT	PROPOSED
	FEE	FEE
Admission fees (Plus Tax)	FY 08-09	FY 09-10
DESCRIPTION		
Adult Regular (ages 13 & older) (1)	\$15.95	\$15.95
Miami-Dade County Employees	\$13.95	\$13.95
Two Day Pass	\$22.95	\$22.95
Child Regular (ages 3 to 12) (1)	\$11.95	\$11.95
Miami-Dade County Employees	\$10.95	\$10.95
Two Day Pass	\$16.95	\$16.95
Education (Plus Tax)		
Child - Miami-Dade County	\$7.00	\$7.00
Child - Non Miami-Dade County	\$7.75	\$7.75
Adult	\$12.00	\$12.00
1 Chaperone for every 8 children	Free	Free
Non-Paid		
Zoological Society	Free	Free
Passport	Free	Free
V.I.P.	Free	Free
Waiver	Free	Free
Children 2 years and under with paying adult	Free	Free

367

PARK AND RECREATION DEPARTMENT FEE SCHEDULE		
Miami Metrozoo	CURRENT	PROPOSED
Admission fees (Plus Tax)	FEE	FEE
	FY 08-09	FY 09-10
DESCRIPTION		
Group Rates / Corporate Events (2) (Plus Tax)		
Adults (10-20 people) 10% Off	\$14.36	\$14.36
Child (10-20 people) 10% Off	\$10.76	\$10.76
Adults (21-50 people) 15% Off	\$13.56	\$13.56
Child (21-50 people) 15% Off	\$10.16	\$10.16
Adult (51-100 people) 20% Off	\$12.76	\$12.76
Child (51-100 people) 20% Off	\$9.56	\$9.56
Adult (101 – 500 people) 25% Off	\$11.96	\$11.96
Child (101 – 500 people) 25% Off	\$8.96	\$8.96
Walk-a-Thon (includes admission)	\$9.00	\$9.00
Tram Tours (Plus Tax)		
Tram	\$4.95	\$4.95
Tram – Schools (minimum of 25 people)	\$4.00	\$4.00
Tram – Private Tour	\$175.00	\$175.00
Special Tours (Plus Tax)		
to 2 people	\$65.95	\$65.95
people)	\$22.95	\$22.95
Zoopkeeper for a Day	\$145.00	\$145.00

368

PARK AND RECREATION DEPARTMENT FEE SCHEDULE		
Miami Metrozoo	CURRENT	PROPOSED
Facility Rentals (Plus Tax) (3)	FEE	FEE
	FY 08-09	FY 09-10
DESCRIPTION		
Dr. Wilde's World		
Building & Plaza – evening flat rate (4 hours) (up to 100 people)	\$2,900.00	\$2,900.00
Building & Plaza - each additional hour	\$350.00	\$350.00
Plaza only – evening flat rate (4 hours) (up to 100 people)	\$2,400.00	\$2,400.00
Plaza only – each additional hour	\$300.00	\$300.00
Building & Plaza, or Plaza only – evening – each additional person over 100	\$10.00	\$10.00
Plaza only – daytime flat rate (up to 100 people)	\$150.00	\$150.00
Classroom – hourly rate (2 hour minimum) (up to 60 people)	\$50.00	\$50.00
Aviary		
Building & Plaza – evening flat rate (4 hours) (up to 100 people) (does not include upstairs terrace room)	\$2,900.00	\$2,900.00
Building & Plaza - each additional hour	\$350.00	\$350.00
Plaza only – evening flat rate (4 hours) (up to 100 people)	\$2,400.00	\$2,400.00
Plaza only – each additional hour	\$300.00	\$300.00
Building & Plaza, or Plaza only – evening – each additional person over 100	\$10.00	\$10.00
Terrace Room (as an add on only) – evening flat rate (4 hours) (holds up to 45 people)	\$100.00	\$100.00
Terrace Room – daytime hourly rate (2 hour minimum) (up to 45 people)	\$50.00	\$50.00
Tent Pad & meadow – daytime rate (minimum 50 people)	\$150.00	\$150.00
Other Facilities		
Carousel – evening rate for 2 hours	\$150.00	\$150.00
Open Shelter – daytime hourly rate, (2 hr minimum) (up to 50 people)	\$25.00	\$25.00
Air Conditioned Shelter – daytime hourly rate, (2 hr minimum) (up to 90 people)	\$50.00	\$50.00
Picnic Complex – daytime flat rate	\$400.00	\$400.00
Picnic Complex – after 5PM hourly rate	\$200.00	\$200.00
East Meadow – special event rate (up to 4,500 people)	\$4,500.00	\$4,500.00
East Meadow – each additional person over 4,500	\$1.00	\$1.00
Central Meadow – flat rate	\$150.00	\$150.00
Overflow Parking Lot – daily flat rate	\$500.00	\$500.00
Classroom – daytime hourly rate (2 hour minimum) (up to 30 people)	\$25.00	\$25.00
Other Fees (Plus Tax)		
Binocular Rentals	\$4.67	\$4.67
Bird Feeding	\$1.87	\$1.87
Giraffe Feeding	\$1.87	\$1.87
Stingray Feeding	\$1.87	\$1.87
Carousel Ride	\$1.87	\$1.87
Camel Ride	\$4.67	\$4.67

369

PARK AND RECREATION DEPARTMENT FEE SCHEDULE		
Miami Metrozoo	CURRENT	PROPOSED
Facility Rentals (Plus Tax) (3)	FEE	FEE
	FY 08-09	FY 09-10
DESCRIPTION		
Other Fees (Plus Tax) (cont'd.)		
Monorail (all day ride pass)	\$2.80	\$2.80
Safari Cycles (small) maximum hourly rate	\$10.28	\$10.28
Safari Cycles (large) maximum hourly rate	\$14.95	\$14.95
Stroller (single) Rental	\$7.48	\$7.48
Stroller (double) Rental	\$9.35	\$9.35
Wagon Rental	\$10.28	\$10.28
Wheelchair Rental	\$7.48	\$7.48
ECV (electric wheelchair) Rental	\$28.04	\$28.04
Catering Fee, daytime per person, (when outside caterer is used)	\$2.00	\$2.00
Catering Fee, evening per person, (when outside caterer is used)	\$4.00	\$4.00
Animal Encounter, daytime 30 minutes	\$100.00	\$100.00
Animal Encounter, evening 45 minutes	\$400.00	\$400.00
Animal Encounter, off-site 30 minutes plus applicable mileage at prevailing government rate and tolls		\$250 + mileage and tolls
Souvenir Photo, basic price (higher quality or customized photos will be priced proportionally higher)		\$4.67
Commercial Product Sampling – daily flat rate	\$700.00	\$700.00
Commercial Still Photo Shoots – daily flat rate (8 hours)	\$750.00	\$750.00
Commercial Still Photo Shoots – each additional hour	\$150.00	\$150.00
Commercial Film / T.V. / Video Shoots – daily flat rate (8 hours)	\$1,000.00	\$1,000.00
Commercial Film/T.V./Video Shoots – each additional hour	\$200.00	\$200.00

NOTES:

- (1) Other discounts may be offered as part of promotional activities with approval by the Director.
- (2) Miami Metrozoo reserves the authority to negotiate from these rates when the group exceeds
- (3) Does not include admission fees. Fees for group sales packages may vary with approval by
- (4) Miami Metrozoo may reduce operating hours on select holidays as a cost saving measure.

370

Summary of Building Code Compliance Fees and Charges

<i>Code Section</i>	<i>Description of Violation</i>	<i>Civil Penalty</i>
10-2X	Failure to provide journeyman	500.00 >>625<<
10-3(a)	No certificate of competency as a master, contractor, subcontractor, or qualifying agent	500.00 >>625<<
10-3(a)	No certificate of competency as a journeyman, maintenance person, installer or other similar tradesman	200.00 >>250<<
10-4(a)	Advertising as a contractor without certificate of competency	500.00 >>625<<
10-4(b)	Failure to properly identify trucks	100.00 >>125<<
10-4(c)	Failure to include certificate of competency number in advertisements	100.00 >>125<<
10-4.1	Publishing contractor advertisement without including contractor certification number	500.00 >>625<<
10-6(E)	Failure of qualifying agent to supervise, direct and control work	500.00 >>625<<
10-13	Failure to maintain proof of continuous employment	200.00 >>250<<
10-13-1	Failure to maintain proof of continuing education	200.00 >>250<<
10-19	Failure to maintain required insurance	200.00 >>250<<
10-22(a)	Contracting for work outside the scope of the certificate of competency	500.00 >>625<<
10-22(b)	Abandonment of job	500.00 >>625<<
10-22(c)	Diversion of funds or property	500.00 >>625<<
10-22(d)	Departure from or disregard of plans or specifications	500.00 >>625<<
10-22(e)	Violating laws pertaining to contractor's business	200.00 >>250<<
10-22(f)	Misrepresenting a material fact in an application to obtain a certificate	500.00 >>625<<
10-22(g)	Failing to fulfill contractual obligations	500.00 >>625<<
10-22(h)(1)	Aiding and abetting a person not holding a certificate	500.00 >>625<<
10-22(h)(2)	Allowing a certificate to be used by an unauthorized person	500.00 >>625<<
10-22(h)(3)	Failure of permit holder to supervise, direct and control a job	500.00 >>625<<

<i>Code Section</i>	<i>Description of Violation</i>	<i>Civil Penalty</i>
10-22(h)(4)	Subcontracting work to person not holding a certificate	500.00 >>625<<
10-22(j)	Failure to supervise, direct and control all work	500.00 >>625<<
10-22(k)	Failure to maintain insurance or workers compensation coverage	500.00 >>625<<
10-22(l)	Failure to maintain business or financial records	500.00 >>625<<
10-22.1(d)(2)	Allowing a certificate to be used by an unauthorized person	500.00 >>625<<
10-22.1(e)	Committing a fraudulent act	500.00 >>625<<
10-33	Failure to provide construction lien disclosure	500.00 >>625<<
All other Chapter 10 violations		200.00 >>250<<

<i>Chapter</i>	<i>Description of Fee</i>	<i>Fee</i>
8-12	New construction of and additions to Building Code occupancies	65.00 >>81.25<<
8-12	Building Code occupancy Groups S1 and F (Storage and Industrial)	45.00 >>56.25<<

372

**SUMMARY OF AIRLINE CHARGES
MIAMI INTERNATIONAL AIRPORT
FY 2010**

Rate Type	FY 2009	FY 2010
AIRFIELD		
Landing Fees	\$1.18	\$1.92
Loading Bridge	\$35.00	\$35.00
Preconditioned Air:		
Narrow-body	\$18.34	\$18.34
Wide-body	40.58	40.58
Jumbo-body	54.15	54.15
TERMINAL		
Domestic Arriving Seat		
Concourse	\$2.95	\$3.24
Baggage Claim	1.65	1.56
Domestic Departing Seat		
Concourse	\$2.95	\$3.24
Screening	0.36	0.35
Baggage Make-up Maintenance	0.98	0.87
Baggage Make-up Capital	0.11	0.13
International Arriving Seat		
Concourse	\$2.95	\$3.24
International Facilities	2.65	2.58
International Departing Seat		
Concourse	\$2.95	\$3.24
Screening	0.36	0.35
Baggage Make-up Maintenance	0.98	0.87
Baggage Make-up Capital	0.11	0.13
Terminal Rent		
Class I	\$131.38	\$142.16
Class II	98.54	106.62
Class III	65.69	71.08
Class IV	32.85	35.54
Class V	16.42	17.77
Class VI	65.69	71.08
CUTE Rates		
Infrastructure Fee per Departing Seat	\$0.05	\$0.05
Gate Usage Fee per Departing Seat	0.09	0.08
Ticket Counter Usage Fee per Hour		
CUTE Equipment Rental	\$2.59	\$2.54
Class I Rental	6.23	6.97
Class IV Rental	6.68	7.55
Common Use Display		
CUTE Airlines per hour of usage	\$0.10	\$0.11

Miami-Dade Aviation Department
 Summary of New and Revised Rates
 Effective Fiscal Year 2010

EXHIBIT "A"

Page 1

1	Revise Manual CUTE Ticket Counter Rates	<p>Standard Manual Rate for Widebody Aircraft (over 200 seats) \$434.00 \$477.68 from current \$393.93 \$434.00, and Narrow Aircraft (100 seats through 200 seats) \$248.00 \$272.96 from the current \$225.12 \$248.00, Regional Commuter Aircraft (20 seats through 100 seats) \$124.00 \$136.48 from the current \$112.56 \$124.00 and Small Turbo Aircraft (under 20 seats) \$62.00 \$68.24 from the current \$56.28 \$62.00.</p> <p>Unauthorized Manual Rate for Widebody Aircraft (over 200 seats) \$868.00 \$955.36 from current \$787.92 \$868.00, and Narrow Aircraft (100 seats through 200 seats) \$496.00 \$545.92 from the current \$450.24 \$496.00, Regional Commuter Aircraft (20 seats through 100 seats) \$248.00 \$272.96 from the current \$225.00 \$248.00, and Small Turbo Aircraft (under 20 seats) \$124.00 \$136.48 from the current \$112.56 \$124.00.</p>
2	Revise Rental Rates for Non-Terminal Building Properties – Miami International Airport	See attached schedule for building rental rates with comparison to prior year rates.
3	Revise Rental Rates for Building Properties – General Aviation Airports	See attached schedule for building rental rates with comparison to prior year rates.
4	Revise Aircraft Overtime Parking Charge	Revise Aircraft Overtime Parking Charge to \$99.00 \$100.00 from the current \$99.00. Overtime Parking charge was never increased since inception. Making the fee \$100.00 will allow more accurate and easier explanation of charges.
5	Revise Aircraft Escort Fee	Revise Aircraft Escort Fee to \$65.00 \$75.00 from the current \$65.00 per escort.
6	Revise Aircraft Operations Area Vehicle Decal Fee	Revise Aircraft Operations Area Vehicle Decal Fee to \$10.00 \$20.00 per vehicle from the current \$10.00 per vehicle to cover increased costs of supplies, printing, etc.

374

Miami-Dade Aviation Department Summary of New and Revised Rates Effective Fiscal Year 2010		EXHIBIT "A" Page 2
7	Revise Aircraft Operations Area Driver Training and Licensing Fee	Revise Aircraft Operations Area Driver Training and Licensing Fee to \$10.00 \$15.00 per individual from the current \$10.00 per individual to cover increased costs of license, printing, lamination and training supplies.
8	Revise Aircraft Operations Area Movement Area Training and Certification Fee	Revise Aircraft Operations Area Movement Area Training and Certification Fee to \$10.00 \$15.00 per individual from the current \$10.00 per individual to cover increased costs of license, printing, lamination and training supplies & videos.
9	Revise Passenger Loading Bridge Training and Certification Fee	Revise Passenger Loading Bridge Training and Certification Fee to \$5.00 \$15.00 per individual from the current \$5.00 per individual to cover increased costs of printing, training and fuel.
10	Revise wording for application of Aircraft Overtime Parking to include "hardstand", "cargo spot" and "spot".	Aircraft and / or ground service equipment (GSE) that do not depart and are not removed from terminal gates, <u>hardstands and cargo spots</u> at the agreed upon time, and cause another aircraft to hold for that gate, <u>hardstand or cargo spot</u> , or block its departure from that gate, <u>hardstand or cargo spot</u> , or causes a gate <u>or spot</u> change will be charged for overtime parking.
11	Revise wording for Permit Application Fee to retain application fee	A non-refundable application fee will be charged for each permit application for the provision of goods and services to airlines and other tenants at a County Airport. Current application fee is \$1,000.00 and may be amended from time to time.

Miami-Dade Aviation Department Summary of New and Revised Rates Effective Fiscal Year 2010		EXHIBIT "A" Page 3
12	Revise Ground Transportation Permit Fees for A1, A2 and A3 Permits	Revise Ground Transportation Permit Fees as follows: A1 - Revise to \$6.00 \$7.00 per trip from the current \$6.00 per trip. A2 - Revise to \$2.50 \$3.00 per trip from the current \$2.50 per trip. A3 - Revise to \$2.50 \$3.00 per trip from the current \$2.50 per trip. Current fees were established in the late 1980's. Expenses have increased since that time.
13	Revise wording for Offsite FIDS (Flight Information Display System) rate	Revise wording for Offsite FIDS rate to replace " The fee shall be \$60.00 per location per month " with "The fee shall be \$60.00 per PC connection per month. Each PC can drive two monitors".
14	Establish Offsite FIDS Equipment Monthly Rental Rates	Establish Offsite FIDS Equipment Monthly Rental Rates as follows: <ul style="list-style-type: none"> • 42" LCD Display - \$50.60 per month • Monitor mounting and security locks - \$4.22 per month • PC for Web FIDS - \$13.49 per month • Video Extender to drive monitor from PC - \$3.37 per month • Dual Video Output Card - \$7.00 per month

Miami-Dade Aviation Department Summary of New and Revised Rates Effective Fiscal Year 2010		EXHIBIT "A" Page 4
15	Establish Monthly CCTV (Closed Circuit Television) Operation & Maintenance Rates per Equipment Type	<p>Establish CCTV Operation & Maintenance rates as follows:</p> <p><u>Cameras</u></p> <ul style="list-style-type: none"> • PTZ (Pan-Tilt-Zoom) - \$24.00 ea. per month • Fixed - \$16.00 ea. per month <p><u>Viewing / Workstations</u></p> <ul style="list-style-type: none"> • Cellstack / NICE - \$596.00 ea. per month • Cellstack - \$537.00 ea. per month • NICE - \$447.00 ea. per month <p><u>Recording – Per Port</u></p> <ul style="list-style-type: none"> • NICE Pro - \$14.00 ea. per month • NICE Harmony - \$9.00 ea. per month
16	Establish Monthly Rates for CUSS (Common Use Self Service) Units	<p>Establish Monthly Rates for CUSS (Common Use Self Service) Units as follows:</p> <ul style="list-style-type: none"> • Desktop Unit - \$510.73 ea. per month • Standalone Unit - \$605.58 ea. per month
17	Establish Fees for Use of General Aviation Center (GAC) Facility	<ul style="list-style-type: none"> • GAC Domestic Fee – The fee shall be equal to the base concourse use fee for each inbound and each outbound domestic operation performed by commercial operators carrying passengers for hire that use the domestic portion of the GAC facility. • GAC International Fee – The fee shall be equal to the base concourse use fee and international facility fee for each international arrival, and a base concourse fee for each international departure performed by commercial operators carrying passengers for hire that use the international portion of the GAC facility.

Miami-Dade Aviation Department Summary of New and Revised Rates Effective Fiscal Year 2010		EXHIBIT "A" Page 5
18	Revise VIP Ramp Vehicle Escort Fee	Charged to aircraft parked at a remote or terminal location that require vehicle escort service to transport passengers to and/or from the aircraft to a secured exit point such as a security gate or General Aviation Center. An escort fee of \$150.00 per hour (2 hour minimum) will be charged in addition to any other applicable fees for services provided.
19	Establish Fuel Stop Fees at Terminal Gates, Remote Locations and General Aviation Center (GAC)	<u>Fuel Stop: Terminal Gate</u> – Aircraft using a terminal gate for a fuel stop will be charged a terminal fuel stop fee and a one-way loading bridge fee for a maximum of two (2) hours. Any additional time will incur overtime parking fees. <u>Fuel Stop: Remote Locations and GAC</u> – A fuel stop fee for remote locations or General Aviation Center will be charged for aircraft refueling for a maximum of two (2) hours. Any additional parking time will incur parking fees.
20	Revise Rates and Application of Cargo Aircraft Parking Position Fees.	Revise cargo aircraft parking position fees to read and apply to the "First 4 hours" from the current "First 6 hours" as follows: <u>Aircraft 60,000 lbs and Under</u> First Six (6) Four (4) Hours \$60.00 Each Additional Hour \$10.00 \$15.00 24 Hour Maximum \$150.00 \$360.00 <u>Aircraft Between 60,001 and 270,000 lbs</u> First Six (6) Four (4) Hours \$120.00 Each Additional Hour \$20.00 \$30.00 24 Hour Maximum \$300.00 \$720.00 <u>Aircraft in Excess of 270,000</u> First Six (6) Four (4) Hours \$200.00 Each Additional Hour \$40.00 \$60.00 24 Hour Maximum \$500.00 \$1,400.00
21	Establish Penalty Fee for Employee Unpermitted Service Vendors	The penalty shall be \$500.00 for the first occurrence, to be cured within 90 days. Incremental assessments of \$500.00 for each 30 days thereafter will apply until condition is cured.

**SLACK
JOHNSTON
MAGENHEIMER**
REAL ESTATE APPRAISERS & CONSULTANTS

L. GLENN JOHNSTON, MAI

ANDREW H. MAGENHEIMER, MAI
ST.CERT.GEN.REA RZ1073

THEODORE W. SLACK, MAI
(1902-1992)

THEODORE C. SLACK, MAI
(RETIRED)

SUE BARRETT SLACK, MAI
(RETIRED)

August 1, 2009

Mr. Greg Owens
Miami-Dade Aviation Department
P.O. Box 025504
Miami, Florida 33102

RE: Miami-Dade Aviation Department
2009 General Aviation Rental Rate Review

Dear Mr. Owens:

Slack, Johnston & Magenheimer, Inc. has been retained to provide appraisal services as part of our professional service agreement approved by Resolution R-33-03. The scope of this analysis is limited to estimates of annual market rent for various properties located at Miami-Dade County's general aviation airports. This letter provides summary information in a restricted report format. Additional information concerning the analysis is retained in our files. This analysis was prepared in compliance with the Uniform Standards of Professional Appraisal Practice (USPAP). The intended use of this report is to make recommendations to Miami-Dade County concerning the rental rates at their general aviation airports and the intended user is the Miami-Dade Aviation Department. Market rent is defined in the Dictionary of Real Estate Appraisal.

The scope of appraisal services includes estimates of the annual market rental rates for various properties at Miami-Dade County's general aviation airports, including Opa-Locka Airport (OPF), Kendall-Tamiami Executive Airport (TMB) and Homestead General Aviation Airport (X51). Our analysis has included visits to the airports and the improvements, as well as market research of similar aeronautical and non-aviation properties.

Our general aviation rental rate analysis included a review of the method of establishing rental rates and charges. Generally, airports within Florida do not sell; therefore, determining rental rates and charges based on capitalization of sales prices is not possible. There are two generally acceptable methods of estimating rental rates: 1) a market comparative analysis based on market research and 2) a comparison of non-airport (off-port) land and improvement values to airport (on-port) properties.

379

Mr. Greg Owens
August 1, 2009
Page Two

It is our opinion that market research produces the best method of estimating rental rates between similar property types. This method serves as the basis for our estimation of fair market annual rental rates for the Miami-Dade County's general aviation airports.

We have reviewed local and national surveys of airport rates and charges. Our research revealed there is limited, reliable survey information available for annual rental rates at airports in Florida. Our research included a direct survey of over 50 public general aviation, as well as non-hub and small-hub commercial airports within Florida. Our market research focused on general aviation rental rates and charges within Florida based on a direct questionnaire, as well as telephone interviews with several airport managers and fixed base operators. This was a direct survey and the reliability of the information collected is considered good.

The primary focus of our survey was rental rates and charges for airport properties, including both aeronautical and non-aviation uses. The airports have been compared based on location, physical size, annual operations, based aircraft and fuel flowage. The data collected includes statistical information described above, as well as rates and charges for various types of airport properties.

Our survey indicates that, although there is a wide variation in geographic locations and non-aviation property values throughout Florida, there are several similarities in rental rates and charges for various components at general aviation airports. Airports were compared based on activity levels relating to geographic locations, physical size, number and length of runways, based aircraft, annual operations and fuel flowage.

In our research, the primary focus of airport comparisons was based on geographic location and relationships between based aircraft, operations and fuel flowage. The survey information was collected and analyzed for the purpose of comparison to Miami-Dade County's general aviation airports. The airports were compared based on their activity levels, as previously discussed.

Based on our market analysis, we have recommended continuing the current rental rates for properties at the County's general aviation airports. It was noted the market conditions for the non-aviation properties at the general aviation airports continue to change based on market sales analysis. It is recommended the County continue to undertake individual appraisals of the non-aviation properties to establish rental rates on a case-by-case basis to best reflect market conditions at the time.

380

Mr. Greg Owens
August 1, 2009
Page Three

The last time the rental rates for most of the buildings at the County's general aviation airports were revised was in May, 2005, when the Board of County Commissioners (BCC) approved Resolution R569-05. The resolution included a provision for the approved rental rates to be phased-in in equal amounts over a three year period (2005, 2006 and 2007). The rental rates approved by the resolution (R569-05) were phased-in and the rental rates for most of the buildings were not revised in 2008 and are not recommended to change in 2009.

It was noted, the land rental rates (aeronautical, non-aviation and farm land) at all the County's general aviation airports, as well as selected buildings rental rates (TMB Buildings 121, 123, 222, 225, 226, 228, 229 and 247, as well as X51 Building 13) at the County's general aviation airports were revised in September, 2008, when the Board of County Commissioners (BCC) approved Ordinance 08-109. The ordinance (08-109) further adopted the policy of undertaking individual appraisals of the non-aviation properties at the airports to establish rental rates on a case-by-case basis to best reflect market conditions at the time. The rental rates revised by the ordinance (08-109) are not recommended in change in 2009.

We recommend the following revisions to the 2009 general aviation rental rates for Opa-Locka, Tamiami and Homestead General Aviation Airports as follows:

Opa-Locka Airport -

Aeronautical Buildings 101, 102, 105 and 316: OPF Buildings 101 and 102 are large hangars and OPF Buildings 105 and 316 are support buildings. The buildings have been vacant for several years. The buildings suffer from considerable deferred maintenance and the design/layout of the hangar buildings is functionally obsolete. The buildings have reached the end of their economic life unless significant renovations are undertaken. We have formed the opinion the costs of the renovations would outweigh the achievable rental rates required to repay the renovation expenses and the buildings have nominal rental value. As such, we have recommended reducing the building rent for OPF Buildings 101, 102, 105 and 316 to \$0.00, with the understanding the buildings would be demolished, or a new tenant would be wholly responsible for their renovation in accordance with applicable regulations.

Kendall-Tamiami Airport -

Aeronautical Building 505: Continue to implement Consumer Price Index (CPI) increase for the building in consideration of the not-for-profit 501(c) (3) status as approved by R569-05.

381

Mr. Greg Owens
August 1, 2009
Page Four

The attached airport rental summaries for Opa-Locka, Kendall-Tamiami and Homestead General Aviation Airports reflect our recommendations.

Sincerely,

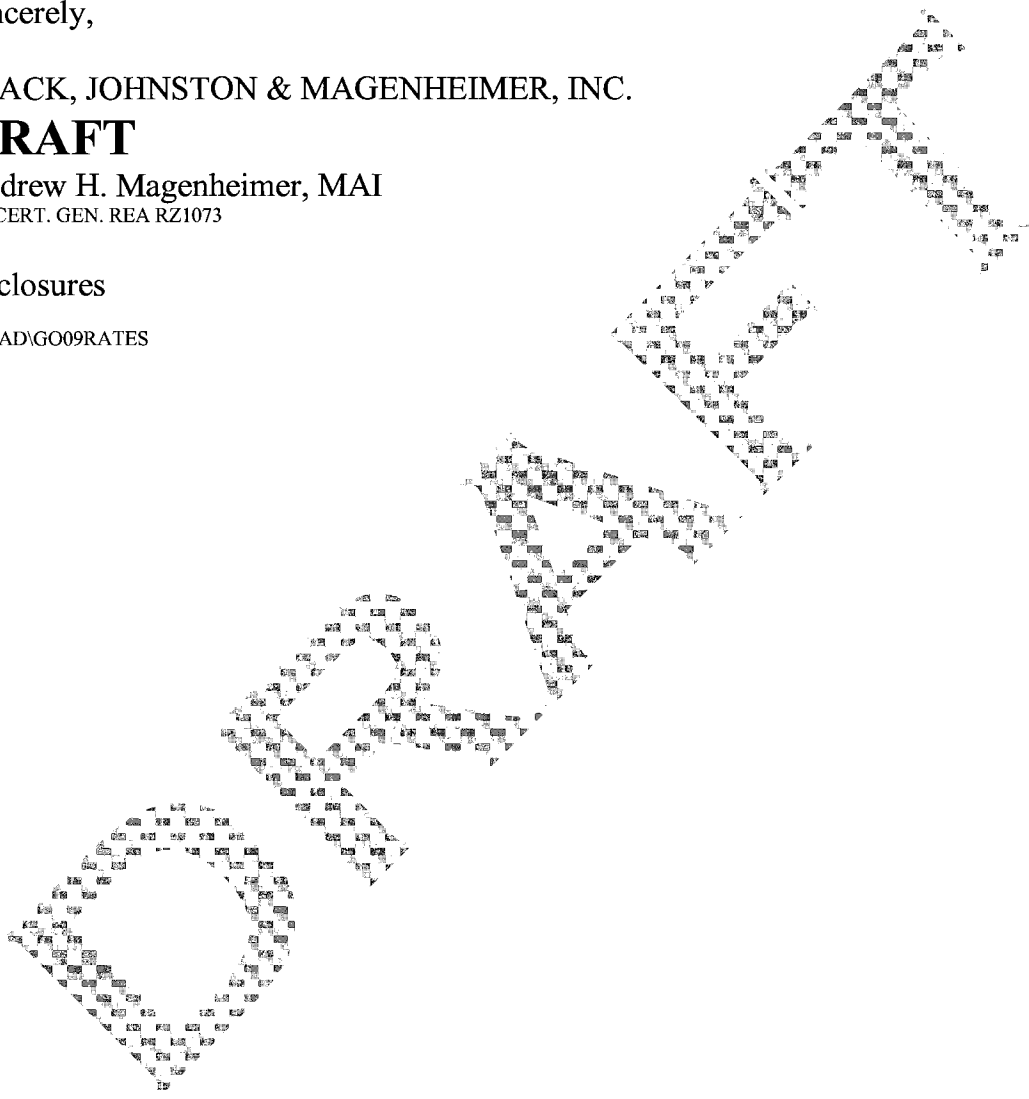
SLACK, JOHNSTON & MAGENHEIMER, INC.

DRAFT

Andrew H. Magenheimer, MAI
ST. CERT. GEN. REA RZ1073

Enclosures

\\MDAD\GO09RATES



382

CERTIFICATION

I certify that, to the best of my knowledge and belief, ...

- the statements of fact contained in this report are true and correct.
- the reported analyzes, opinions, and conclusions are limited only by the reported assumptions and limiting conditions and are my personal, impartial and unbiased professional analyzes, opinions, and conclusions.
- I have no present or prospective interest in the property that is the subject of this report and I have no personal interest or bias with respect to the parties involved.
- my compensation is not contingent upon the reporting of a predetermined value or direction in value that favors the cause of the client, the amount of the value estimate, the attainment of a stipulated result, or the occurrence of a subsequent event.
- my analysis, opinions, and conclusions were developed, and this report has been prepared, in conformity with the following: 1) the Uniform Standards of Professional Appraisal Practice (USPAP); 2) the Code of Professional Ethics and the Standards of Professional Appraisal Practice of the Appraisal Institute; and 3) the requirements of the State of Florida for state-certified appraisers.
- I have made a personal visit to the property that is the subject of this report.
- no one provided significant professional assistance to the person signing this certification.
- the use of this report is subject to the requirements of the State of Florida relating to review by the Real Estate Appraisal Subcommittee of the Florida Real Estate Commission and to the requirements of the Appraisal Institute relating to review by its duly authorized representatives.
- the appraisal assignment was not based on a requested minimum valuation, a specific valuation, or the approval of a loan.
- as of the date of this report, Andrew H. Magenheimer, has completed the requirements of the continuing education program of the Appraisal Institute.

SLACK, JOHNSTON & MAGENHEIMER, INC.

DRAFT

Andrew H. Magenheimer, MAI
ST. CERT. GEN. REA RZ1073

383

**SLACK
JOHNSTON
MAGENHEIMER**

Opa-Locka Airport 2009 Property Rental Summary		
LAND RENTAL	Rent/Sq.FL/Year	
	Current	Market Rent
Aeronautical Land	\$0.20	\$0.20
Non-Aviation Land - minimum bid		
Runway 9L Clearzone	\$0.75	\$0.75
Non-Aviation Land	\$1.20	\$1.20
Parcel E	\$1.70	\$1.70
Parcel H	\$1.50	\$1.50
Parcel G	\$1.80	\$1.80
PAVEMENT RENTAL	Rent/Sq.FL/Year	
	Current	Market Rent
Pavement	\$0.05	\$0.05
Non-Aviation Land	Rent/Sq.FL/Year	
Lease Number/Tenant	Current	Market Rent
Lease No. O-584 Clearzone Vehicular Parking	\$0.75	\$0.75
Lease No. O-585 Clearzone Vehicular Parking	\$0.75	\$0.75
Lease No. O-361 Dept. of Corrections	\$1.50	\$1.50
Lease No. O-436 WASA	\$1.20	\$1.20
Non-Aviation Buildings	Rent/SF/Year	
	Current	Market Rent
Building 190na	\$4.70	\$4.70
BUILDING RENTAL	Market Rent	
Aviation Tenants	Current	Market Rent
Building 35	\$3.84	\$3.84
Building 39	\$4.13	\$4.13
Building 40E (3)	\$7.95	\$7.95
Building 40C (2)	\$7.65	\$7.65
Building 40W (1)	\$7.78	\$7.78
Building 41E (3)	\$7.65	\$7.65
Building 41C (2)	\$7.65	\$7.65
Building 41W (1)	\$7.65	\$7.65
Building 45	\$5.21	\$5.21
Building 46	\$9.00	\$9.00
Building 47	\$5.33	\$5.33
Building 101	\$2.25	\$0.00
Building 102	\$2.29	\$0.00
Building 105	\$2.75	\$0.00
Building 114	\$4.49	\$4.49
Building 119 r	\$3.58	\$3.58
Building 121 r	\$3.83	\$3.83
Building 137 r	\$3.53	\$3.53
Building 178	\$2.75	\$2.75
Building 179	\$2.75	\$2.75
Building 180	\$2.75	\$2.75
Building 209 r	\$3.75	\$3.75
Building 316	\$4.00	\$0.00
Building 412	\$1.25	\$1.25
Building 413	\$2.75	\$2.75
Building 418	\$2.75	\$2.75
Last Revised	7-31-09	
OPF09		

384

Kendall-Tamiami Executive Airport 2009 Property Rental Summary

LAND RENTAL		Rent/Sq.Ft./Year	
		Current	Market Rent
Aeronautical Land		\$0.17	\$0.17
Non-Aviation Land - minimum		\$1.50	\$1.50
PAVEMENT RENTAL		Rent/Sq.Ft./Year	
		Current	Market Rent
Pavement		\$0.05	\$0.05
FARM LAND		Rent/Acre/Year	
		Current	Market Rent
Farm Land - minimum bid		\$350	\$350
BUILDING RENTAL		Rent/Sq.Ft./Year	
		Current	Market Rent
Aviation Tenants			
Building	102	\$3.33	\$3.33
Building	109	\$3.56	\$3.56
Building	114	\$3.28	\$3.28
Building	121	\$4.59	\$4.59
Building	123	\$4.53	\$4.53
Building	221	\$3.64	\$3.64
Building	222	\$2.04	\$2.04
Building	247	\$5.10	\$5.10
Building	504	\$4.93	\$4.93
Building	225	\$3.24	\$3.24
Building	226	\$1.24	\$1.24
Building	227	\$3.73	\$3.73
Building	228	\$5.50	\$5.50
Building	229	\$5.18	\$5.18
Building	490	\$6.51	\$6.51
Building	501	\$7.58	\$7.58
Building (1)	505	\$2.29	\$2.29
Building	507	\$15.00	\$15.00
Note 1: Annual CPI Rental Adjmt Per R-569-05			
Last Revised		7-31-09	
TMB09			

385

**Homestead General Aviation Airport
2009 Property Rental Summary**

LAND RENTAL		Rent/Sq.Ft./Year	
		Current	Market Rent
Aeronautical Land		\$0.07	\$0.07
PAVEMENT RENTAL		Rent/Sq.Ft./Year	
		Current	Market Rent
Pavement		\$0.05	\$0.05
FARM LAND		Rent/Acre/Year	
		Current	Market Rent
Farm Land - minimum bid		\$350	\$350
SHADE HANGARS		Rent/Unit/Month	
		Current	Market Rent
Building	13	\$150	\$150
BUILDING RENTAL		Rent/Sq.Ft./Year	
		Current	Market Rent
Aviation Tenants			
Building	2	\$3.82	\$3.82
Building	3	\$2.65	\$2.65
Building	5	\$3.53	\$3.53
Building	10	\$3.82	\$3.82
Building	14	\$2.65	\$2.65
Last Revised		7-31-09	
X5109			

**SLACK
JOHNSTON
MAGENHEIMER**
REAL ESTATE APPRAISERS & CONSULTANTS

L. GLENN JOHNSTON, MAI

ANDREW H. MAGENHEIMER, MAI
ST.CERT.GEN.REA RZ1073

THEODORE W. SLACK, MAI
(1902-1992)

THEODORE C. SLACK, MAI
(RETIRED)

SUE BARRETT SLACK, MAI
(RETIRED)

August 1, 2009

Mr. Greg Owens
Miami-Dade Aviation Department
P.O. Box 025504
Miami, Florida 33102

RE: Miami-Dade Aviation Department
2009 General Aviation Rental Rate Review

Dear Mr. Owens:

Slack, Johnston & Magenheimer, Inc. has been retained to provide appraisal services as part of our professional service agreement approved by Resolution R-33-03. The scope of this analysis is limited to estimates of annual market rent for various properties located at Miami-Dade County's general aviation airports. This letter provides summary information in a restricted report format. Additional information concerning the analysis is retained in our files. This analysis was prepared in compliance with the Uniform Standards of Professional Appraisal Practice (USPAP). The intended use of this report is to make recommendations to Miami-Dade County concerning the rental rates at their general aviation airports and the intended user is the Miami-Dade Aviation Department. Market rent is defined in the Dictionary of Real Estate Appraisal.

The scope of appraisal services includes estimates of the annual market rental rates for various properties at Miami-Dade County's general aviation airports, including Opa-Locka Airport (OPF), Kendall-Tamiami Executive Airport (TMB) and Homestead General Aviation Airport (X51). Our analysis has included visits to the airports and the improvements, as well as market research of similar aeronautical and non-aviation properties.

Our general aviation rental rate analysis included a review of the method of establishing rental rates and charges. Generally, airports within Florida do not sell; therefore, determining rental rates and charges based on capitalization of sales prices is not possible. There are two generally acceptable methods of estimating rental rates: 1) a market comparative analysis based on market research and 2) a comparison of non-airport (off-port) land and improvement values to airport (on-port) properties.

387

Mr. Greg Owens
August 1, 2009
Page Two

It is our opinion that market research produces the best method of estimating rental rates between similar property types. This method serves as the basis for our estimation of fair market annual rental rates for the Miami-Dade County's general aviation airports.

We have reviewed local and national surveys of airport rates and charges. Our research revealed there is limited, reliable survey information available for annual rental rates at airports in Florida. Our research included a direct survey of over 50 public general aviation, as well as non-hub and small-hub commercial airports within Florida. Our market research focused on general aviation rental rates and charges within Florida based on a direct questionnaire, as well as telephone interviews with several airport managers and fixed base operators. This was a direct survey and the reliability of the information collected is considered good.

The primary focus of our survey was rental rates and charges for airport properties, including both aeronautical and non-aviation uses. The airports have been compared based on location, physical size, annual operations, based aircraft and fuel flowage. The data collected includes statistical information described above, as well as rates and charges for various types of airport properties.

Our survey indicates that, although there is a wide variation in geographic locations and non-aviation property values throughout Florida, there are several similarities in rental rates and charges for various components at general aviation airports. Airports were compared based on activity levels relating to geographic locations, physical size, number and length of runways, based aircraft, annual operations and fuel flowage.

In our research, the primary focus of airport comparisons was based on geographic location and relationships between based aircraft, operations and fuel flowage. The survey information was collected and analyzed for the purpose of comparison to Miami-Dade County's general aviation airports. The airports were compared based on their activity levels, as previously discussed.

Based on our market analysis, we have recommended continuing the current rental rates for properties at the County's general aviation airports. It was noted the market conditions for the non-aviation properties at the general aviation airports continue to change based on market sales analysis. It is recommended the County continue to undertake individual appraisals of the non-aviation properties to establish rental rates on a case-by-case basis to best reflect market conditions at the time.

388

Mr. Greg Owens
August 1, 2009
Page Three

The last time the rental rates for most of the buildings at the County's general aviation airports were revised was in May, 2005, when the Board of County Commissioners (BCC) approved Resolution R569-05. The resolution included a provision for the approved rental rates to be phased-in in equal amounts over a three year period (2005, 2006 and 2007). The rental rates approved by the resolution (R569-05) were phased-in and the rental rates for most of the buildings were not revised in 2008 and are not recommended to change in 2009.

It was noted, the land rental rates (aeronautical, non-aviation and farm land) at all the County's general aviation airports, as well as selected buildings rental rates (TMB Buildings 121, 123, 222, 225, 226, 228, 229 and 247, as well as X51 Building 13) at the County's general aviation airports were revised in September, 2008, when the Board of County Commissioners (BCC) approved Ordinance 08-109. The ordinance (08-109) further adopted the policy of undertaking individual appraisals of the non-aviation properties at the airports to establish rental rates on a case-by-case basis to best reflect market conditions at the time. The rental rates revised by the ordinance (08-109) are not recommended in change in 2009.

We recommend the following revisions to the 2009 general aviation rental rates for Opa-Locka, Tamiami and Homestead General Aviation Airports as follows:

Opa-Locka Airport -

Aeronautical Buildings 101, 102, 105 and 316: OPF Buildings 101 and 102 are large hangars and OPF Buildings 105 and 316 are support buildings. The buildings have been vacant for several years. The buildings suffer from considerable deferred maintenance and the design/layout of the hangar buildings is functionally obsolete. The buildings have reached the end of their economic life unless significant renovations are undertaken. We have formed the opinion the costs of the renovations would outweigh the achievable rental rates required to repay the renovation expenses and the buildings have nominal rental value. As such, we have recommended reducing the building rent for OPF Buildings 101, 102, 105 and 316 to \$0.00, with the understanding the buildings would be demolished, or a new tenant would be wholly responsible for their renovation in accordance with applicable regulations.

Kendall-Tamiami Airport -

Aeronautical Building 505: Continue to implement Consumer Price Index (CPI) increase for the building in consideration of the not-for-profit 501(c) (3) status as approved by R569-05.

389

Mr. Greg Owens
August 1, 2009
Page Four

The attached airport rental summaries for Opa-Locka, Kendall-Tamiami and Homestead General Aviation Airports reflect our recommendations.

Sincerely,

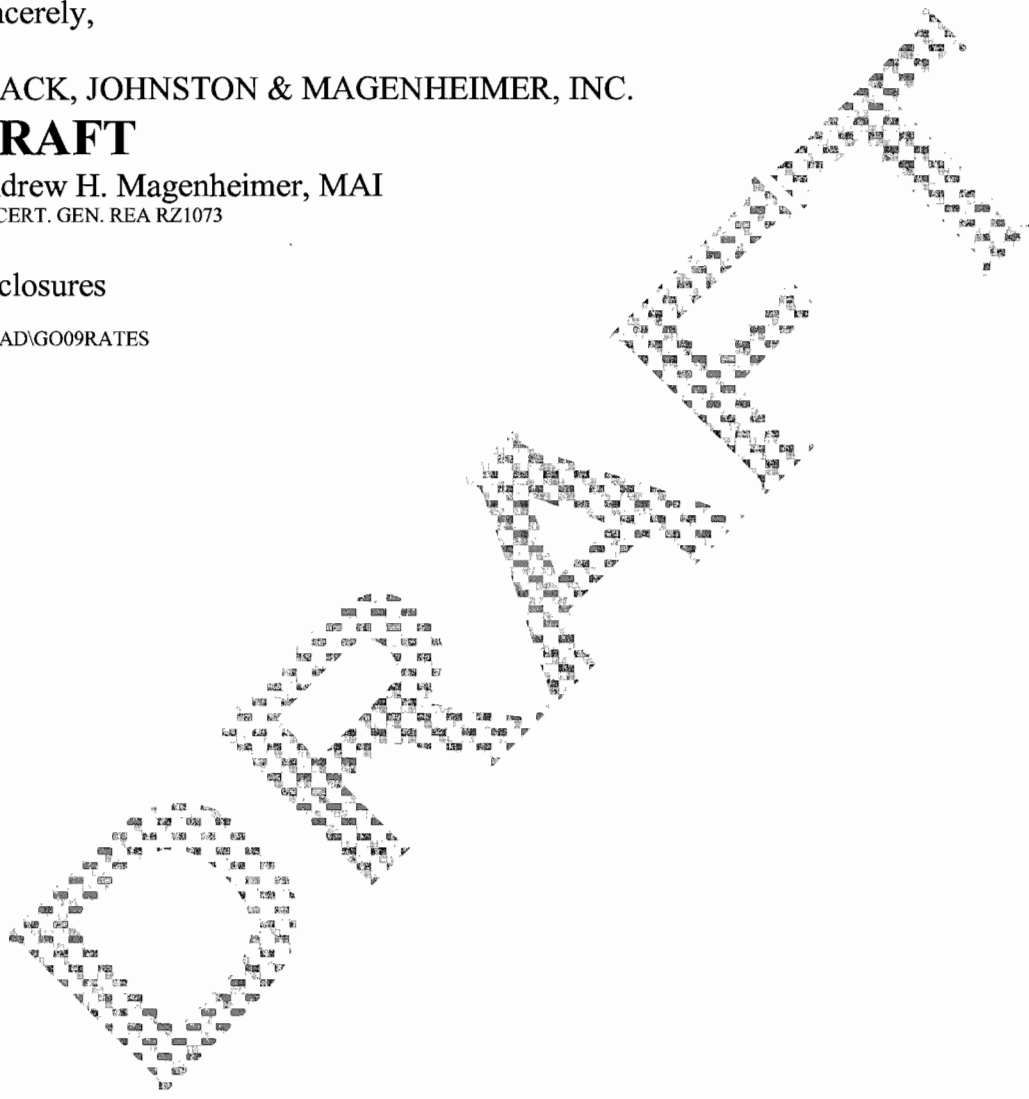
SLACK, JOHNSTON & MAGENHEIMER, INC.

DRAFT

Andrew H. Magenheimer, MAI
ST. CERT. GEN. REA RZ1073

Enclosures

\\MDAD\GO09RATES



390

CERTIFICATION

I certify that, to the best of my knowledge and belief, ...

- the statements of fact contained in this report are true and correct.
- the reported analyzes, opinions, and conclusions are limited only by the reported assumptions and limiting conditions and are my personal, impartial and unbiased professional analyzes, opinions, and conclusions.
- I have no present or prospective interest in the property that is the subject of this report and I have no personal interest or bias with respect to the parties involved.
- my compensation is not contingent upon the reporting of a predetermined value or direction in value that favors the cause of the client, the amount of the value estimate, the attainment of a stipulated result, or the occurrence of a subsequent event.
- my analysis, opinions, and conclusions were developed, and this report has been prepared, in conformity with the following: 1) the Uniform Standards of Professional Appraisal Practice (USPAP); 2) the Code of Professional Ethics and the Standards of Professional Appraisal Practice of the Appraisal Institute; and 3) the requirements of the State of Florida for state-certified appraisers.
- I have made a personal visit to the property that is the subject of this report.
- no one provided significant professional assistance to the person signing this certification.
- the use of this report is subject to the requirements of the State of Florida relating to review by the Real Estate Appraisal Subcommittee of the Florida Real Estate Commission and to the requirements of the Appraisal Institute relating to review by its duly authorized representatives.
- the appraisal assignment was not based on a requested minimum valuation, a specific valuation, or the approval of a loan.
- as of the date of this report, Andrew H. Magenheimer, has completed the requirements of the continuing education program of the Appraisal Institute.

SLACK, JOHNSTON & MAGENHEIMER, INC.

DRAFT

Andrew H. Magenheimer, MAI
ST. CERT. GEN. REA RZ1073

391

**SLACK
JOHNSTON
MAGENHEIMER**

**Opa-Locke Airport
2009 Property Rental Summary**

LAND RENTAL		Rent/Sq.Ft./Year	
		Current	Market Rent
Aeronautical Land		\$0.20	\$0.20
Non-Aviation Land - minimum bid			
Runway 9L Clearzone		\$0.75	\$0.75
Non-Aviation Land		\$1.20	\$1.20
Parcel E		\$1.70	\$1.70
Parcel H		\$1.50	\$1.50
Parcel G		\$1.80	\$1.80
PAVEMENT RENTAL		Rent/Sq.Ft./Year	
		Current	Market Rent
Pavement		\$0.05	\$0.05
Non-Aviation Land Lease Number/Tenant		Rent/Sq.Ft./Year	
		Current	Market Rent
Lease No. O-584 Clearzone Vehicular Parking		\$0.75	\$0.75
Lease No. O-585 Clearzone Vehicular Parking		\$0.75	\$0.75
Lease No. O-361 Dept. of Corrections		\$1.50	\$1.50
Lease No. O-436 WASA		\$1.20	\$1.20
Non-Aviation Buildings		Rent/SF/Year	
		Current	Market Rent
Building 190na		\$4.70	\$4.70
BUILDING RENTAL			
Aviation Tenants		Market Rent	
		Current	Market Rent
Building 35		\$3.84	\$3.84
Building 39		\$4.13	\$4.13
Building 40E (3)		\$7.95	\$7.95
Building 40C (2)		\$7.65	\$7.65
Building 40W (1)		\$7.78	\$7.78
Building 41E (3)		\$7.65	\$7.65
Building 41C (2)		\$7.65	\$7.65
Building 41W (1)		\$7.65	\$7.65
Building 45		\$5.21	\$5.21
Building 46		\$9.00	\$9.00
Building 47		\$5.33	\$5.33
Building 101		\$2.25	\$0.00
Building 102		\$2.29	\$0.00
Building 105		\$2.75	\$0.00
Building 114		\$4.49	\$4.49
Building 119 r		\$3.58	\$3.58
Building 121 r		\$3.83	\$3.83
Building 137 r		\$3.53	\$3.53
Building 178		\$2.75	\$2.75
Building 179		\$2.75	\$2.75
Building 180		\$2.75	\$2.75
Building 209 r		\$3.75	\$3.75
Building 316		\$4.00	\$0.00
Building 412		\$1.25	\$1.25
Building 413		\$2.75	\$2.75
Building 418		\$2.75	\$2.75
Last Revised		7-31-09	
OPF09			

392

Kendall-Tamiami Executive Airport 2009 Property Rental Summary

LAND RENTAL		Rent/Sq.Ft./Year	
		Current	Market Rent
Aeronautical Land		\$0.17	\$0.17
Non-Aviation Land - minimum		\$1.50	\$1.50
PAVEMENT RENTAL		Rent/Sq.Ft./Year	
		Current	Market Rent
Pavement		\$0.05	\$0.05
FARM LAND		Rent/Acre/Year	
		Current	Market Rent
Farm Land - minimum bid		\$350	\$350
BUILDING RENTAL		Rent/Sq.Ft./Year	
		Current	Market Rent
Aviation Tenants			
Building	102	\$3.33	\$3.33
Building	109	\$3.56	\$3.56
Building	114	\$3.28	\$3.28
Building	121	\$4.59	\$4.59
Building	123	\$4.53	\$4.53
Building	221	\$3.64	\$3.64
Building	222	\$2.04	\$2.04
Building	247	\$5.10	\$5.10
Building	504	\$4.93	\$4.93
Building	225	\$3.24	\$3.24
Building	226	\$1.24	\$1.24
Building	227	\$3.73	\$3.73
Building	228	\$5.50	\$5.50
Building	229	\$5.18	\$5.18
Building	490	\$6.51	\$6.51
Building	501	\$7.58	\$7.58
Building (1)	505	\$2.29	\$2.29
Building	507	\$15.00	\$15.00
Note 1: Annual CPI Rental Adjmt Per R-569-05			
Last Revised		7-31-09	
TMB09			

393

**Homestead General Aviation Airport
2009 Property Rental Summary**

LAND RENTAL		Rent/Sq.Ft./Year	
		Current	Market Rent
Aeronautical Land		\$0.07	\$0.07
PAVEMENT RENTAL		Rent/Sq.Ft./Year	
		Current	Market Rent
Pavement		\$0.05	\$0.05
FARM LAND		Rent/Acre/Year	
		Current	Market Rent
Farm Land - minimum bid		\$350	\$350
SHADE HANGARS		Rent/Unit/Month	
		Current	Market Rent
Building	13	\$150	\$150
BUILDING RENTAL		Rent/Sq.Ft./Year	
		Current	Market Rent
Aviation Tenants			
Building	2	\$3.82	\$3.82
Building	3	\$2.65	\$2.65
Building	5	\$3.53	\$3.53
Building	10	\$3.82	\$3.82
Building	14	\$2.65	\$2.65
Last Revised		7-31-09	
X5109			

394

RECEIVED
AUG 17 2009
PROPERTIES / FIELD

QUINLIVAN/WARONKER JOINT VENTURE
5730 S.W. 74TH STREET, SUITE 300
SOUTH MIAMI, FLORIDA 33143

J. Mark Quinlivan, MAI
Joint Venture Partner
State Certified General Appraiser
RZ112

Telephone (305) 663-6611
Fax (305) 665-4921

Lee H. Waronker, MAI
Joint Venture Partner
State Certified General Appraiser
RZ162

SECOND DRAFT

August 17, 2009

Mr. Jose Abreu, P.E., Director
Miami-Dade Aviation Department
P.O. Box 592075
Miami, Florida 33159

Re: Miami International Airport
Rental Rates
October 1, 2009 – September 30, 2010

Dear Mr. Abreu:

Pursuant to Resolution No. R-34-03, we are submitting a summary of our conclusions for:

- 1) Land Rental Rates
- 2) Paving Rates
- 3) Building Rental Rates

The *Quinlivan/Waronker Joint Venture* has been preparing the annual rental rate report on the non-terminal properties at Miami International Airport since 1994. For the preparation of these annual reports, we have taken the following steps:

- Inspected all non-terminal buildings at Miami International Airport in order to determine the condition of the buildings.
- Gathered and analyzed land sales in the areas surrounding Miami International Airport and derived appropriate rates of return on land value from various sources.
- Personally inspected the non-terminal properties at twelve of the major hub airports in the United States and met with property managers gathering land rental rates and non-terminal building rates at these airports. On an annual basis, we update this data by telephone.

395

Mr. Jose Abreu, Director
Miami-Dade Aviation Department
August 3, 2009

Page Two

- Gathered and analyzed building rental rates in the areas surrounding Miami International Airport. We have found that there is a direct relationship between office building rental rates at Miami International Airport and the nearby off-airport office buildings rental rates. There is no particular advantage for office tenants being on the airport.
- Gathered and analyzed warehouse rental rates in the Airport West market area, just west of Miami International Airport. There appears to be a relationship between off-airport warehouse rental rates and cargo/warehouse rental rates on-airport. The security, minimum truck transportation and/or the ability to bring an aircraft to a cargo building are benefits of being on-airport. Therefore, on-airport cargo/warehouse buildings command a rental premium. This relationship between on-airport cargo rates and off-airport warehouse rates has been examined at other similar airports.

These market rental rates are based on the data, analyses and conclusions which is available for review in our office.

Market rent is defined as the rental income that a property would most probably command in the open market indicated by the current rents paid for comparable space as of the date of the appraisal.

After analyzing land sales surrounding Miami International Airport and land rental rates at comparable airports, the appraisers have considered the following:

- 1) Subject land will be limited to airport and aviation purposes.
- 2) No assignment of leasehold without approval of the County
- 3) No subordination permitted on said leasehold.
- 4) The General Use Master Plan.

After due study and investigation and taking all factors into consideration which apply to the area leased within the confines of Miami International Airport, it is our opinion that the market rent of the land, as of this date, is as reported on the sheet captioned "Land Rental Rates" (page four).

Land rental rates were not increased. Additionally, no rates were increased for any of the buildings due to the current and projected economic conditions with regard to the aviation industry and to the general economy.

Jose Abreu, Director
Miami-Dade Aviation Department
August 3, 2009

Page Three

In estimating the building rental rates, we have personally inspected each building structure, reviewed cargo/warehouse and office rentals in the area, and reviewed building rental rates at comparable airports. All of the above comparable rental information is contained within the ***Self-Contained Appraisal Report*** which is retained in the appraisers' office.

In addition to the comparable building rental information, the appraisers have considered the following:

- 1) Use, occupancy and utility of subject improvements.
- 2) Condition and building life expectancy of said improvements.
- 3) Demand for such facilities at the airport.
- 4) Replacement cost estimate less depreciation.
- 5) No assignment of leasehold without approval of the County.
- 6) No subordination permitted on said leasehold.

The rental rates established here in presume that the building spaces are in leaseable condition and are in compliance with life safety standards which are typical requirements of the landlord (MIA). Some buildings and building spaces at Miami International Airport are unoccupied and not in leaseable condition. If the tenant decides to expend the cost to bring the building or building space into a leaseable condition, the tenant should receive a rent credit at least equal to the amortization of the tenant's expenditure over the term of the lease.

The estimated market rents consider that the tenant is responsible for land rental, all utilities, and interior maintenance, except where noted.

Respectfully submitted,

Very truly yours,

Lee H. Waronker, MAI, SRA
Joint Venture Partner
State Certified General Real Estate Appraiser
Certificate No. RZ162

J. Mark Quinlivan, MAI
Joint Venture Partner
State Certified General Appraiser
Certificate No. RZ112

**MIAMI INTERNATIONAL AIRPORT
LAND RENTAL RATES
EFFECTIVE OCTOBER 1, 2009**

The following rental rates are to be effective October 1, 2009 and applied to all present and future leaseholds, when applicable. A map of land zone areas is attached.

Land Zone	Actual 2009 Rate	Proposed 2010 Rate
1 (Airport)	\$1.55 per sq.ft.	\$1.55 per sq.ft.
1a (Airport – vacant land with aircraft access)	\$1.85 per sq.ft.	\$1.85 per sq.ft.
2 (Commercial sites adjoining Airport)	\$1.90 per sq.ft.	\$1.90 per sq.ft.
3 (N.W. 21 St. and N.W. 39th Avenue)	\$2.75 per sq.ft.	\$2.75 per sq.ft.
4 (Fuel Farm)	\$1.50 per sq.ft.	\$1.50 per sq.ft.
5 (NWC of N.W. 97 th Ave & N.W. 54 th St)	\$2.40 per sq.ft.	\$2.40 per sq.ft.
6 (Jai-Alai fronton land area)	\$2.00 per sq.ft.	\$2.00 per sq.ft.

NOTE: There is an additional charge of \$.05 per square foot where special services are provided, such as high intensity lighting, power cost, etc.

PAVING RATES

Paving rates are in addition to land rental.

<i>Type of Paving</i>	Actual 2009 Rate	Proposed 2010 Rate
Standard (Vehicular) Existing	\$.25 per sq.ft.	\$.25 per sq.ft.
Heavy Duty (Aircraft) Existing	\$.70 per per sq.ft.	\$.70 per sq.ft.

* The 2006 rate included land, whereas the 2008 and 2009 rates are for the building only and the land rate and paving rate will be charged separately.

398

**BUILDING RENTAL RATES
MIAMI INTERNATIONAL AIRPORT
AS OF OCTOBER 1, 2009**

The following are the annual square foot building rates for the period October 1, 2009 to September 30, 2010. These rates exclude land, water, sewer, electric, and common area janitorial except where footnoted.

Building #. (Old bldg. #)	Building Description	2009 Actual Rate	2010 Appraised Rate
49	Offices (A/C) Shop (A/C)	\$6.00 \$6.00	\$6.00 \$6.00
700	Cargo (Non A/C) Offices (A/C) 2nd Floor Offices (A/C) 1st Floor	\$11.75 (11) \$13.50 (11) \$15.00 (11)	\$11.75 (11) \$13.50 (11) \$15.00 (11)
701	Cargo (Non A/C) Offices (A/C) 2nd Floor Offices (A/c) 1st Floor	\$11.75 (11) \$13.50 (11) \$15.00 (11)	\$11.75 (1) \$13.50 (11) \$15.00 (11)
702	Cargo (Non A/C) Offices (A/C) 2nd Floor Offices (A/C) 1st Floor	\$11.75 (11) \$13.50 (11) \$15.00 (11)	\$11.75 (11) \$13.50 (11) \$15.00 (11)
703 (2120)	Engine Test Cell Bldg.—Storage Test Cells (in compliance with 40-yr. recertification) ◦ Reciprocating-Dynamometer Cells ◦ Large Jet Engine Cells	\$5.25 (12) \$10,600 per mo. (8)(13) \$11,100 per mo. (8)(13)	\$5.25 (12) \$10,600 per mo. (8)(13) \$11,100 per mo. (8)(13)
703A	Test Cell	N/A	\$12,000 per month
704 (2121)	Warehouse (Non A/C)/Cargo (Non A/C) Offices (A/C)/Shop(A/C)/Storage(A/C)	\$5.75 (12) \$6.25 (12)	\$5.75 (12) \$6.25 (12)
706	Cargo (Non A/C) Offices (A/C)	\$15.50 (11) \$15.00 (11)	\$15.50 (11) \$15.00 (11)
707	Cargo (Non A/C) Offices (A/C)	\$15.50 (11) \$15.00 (11)	\$15.50 (11) \$15.00 (11)
708	Cargo (Non A/C) Offices (A/C)	\$15.50 (11) \$15.00 (11)	\$15.50 (11) \$15.00 (11)
709	LanChile (Airis)	Tenant constructed building	
710	LanChile (Airis)	Tenant constructed building	
711	Arrow Cargo (Aeroterm)	Tenant constructed building	
712	Arrow Cargo (AMB Codina)	Tenant constructed building	
714	Cargo (Non A/C) Offices (A/C)	\$12.75 \$13.25	\$12.75 \$13.25

399

Building Rental Rates Miami International Airport
As of October 1, 2009 (continued)

Building # (Old bldg. #)	Building Description	2009 Actual Rate	2010 Appraised Rate
715 (2210)	Former Post Office (A/C) Office warehouse	\$13.25 \$12.25	\$13.25 \$12.25
716A	Cargo (Non A/C) Offices (A/C) 2nd Floor Offices (A/C) 1st Floor	\$13.00 (11)(15) \$13.60 (11)(15) \$15.00 (11)	\$13.00 (11)(15) \$13.60 (11)(15) \$15.00 (11)
716B-J	Cargo (Non A/C) Offices (A/C) 2nd Floor Offices (A/C) 1st Floor	\$12.00 (11)(15) \$12.60 (11)(15) \$15.00 (11)	\$12.00 (11)(15) \$12.60 (11)(15) \$15.00 (11)
719 (2122)	Governmental Service Bldg. - CCC	\$19.50 (3)	\$19.50 (3)
741 (2204)	Decompression chamber	N/A	\$45,000
805	Cargo (Non A/C) Offices (A/C)	\$14.00 \$14.00	\$14.00 \$14.00
807	UPS (Cargo)	Tenant constructed building	
815	USDA Import/Export	Tenant constructed building	
817	USDA Plant Inspection	To be demolished	
820 (1011)	Warehouse (Non A/C) Offices (A/C)	\$9.00 \$10.00	\$9.00 \$10.00
831	Office/Warehouse (FedEx)	Tenant constructed building	
836 (1054)	GSE Office/shop (AC)	\$13.50	\$13.50
839	Hangar (Signature Flight Support)	Tenant constructed	
840	Signature Flight Support (Terminal)	Tenant constructed	
844 (101)	Hangar - Storage (Non A/C) Offices (A/C) Storage (A/C)	\$9.25 (3) \$11.75 \$6.75	\$9.25 (3) \$11.75 \$6.75
845 (100)	Offices (A/C) Warehouse (Non-A/C) Warehouse Office (A/C) Simulator (A/C) Atrium Space—1st Floor (A/C) Atrium Space—Above 1st Floor (A/C)	\$16.00 (3) \$9.00 \$12.00 (3) \$10.50 (3) \$21.00 (3) \$19.00 (3)	\$16.00 (3) \$9.00 \$12.00 (3) \$10.50 (3) \$21.00 (3) \$19.00 (3)
850	Avborne (Maintenance Hangar)	Tenant constructed building	
855 (53)	Storage (A/C)	\$5.75	\$5.75
856 (52)	Storage (A/C)	\$5.50	\$5.50
857 (55)	Wash Rack & Drum Storage	\$5.25	\$5.25

4100

Building Rental Rates Miami International Airport
As of October 1, 2009 (continued)

Building # (Old bldg. #)	Building Description	2009 Actual Rate	2010 Appraised Rate
860 (63)	Aircraft—Hangar Maint. (#8) (Non A/C) Maintenance (A/C) Storage (A/C) Shops (A/C) Offices (A/C)	Demolished as of 1/2009	Demolished as of 1/2009
861-862 (60)	Aircraft—Hangars (#6 and #7) Shops (A/C) Storage (A/C) Offices (A/C) Aircraft Parking (not including land)	\$9.00 (1) (12) \$5.25 (12) \$5.25 (12) \$6.50 (12) \$.70 (17)	\$9.00 (1) (12) \$5.25 (12) \$5.25 (12) 6.50 (12) \$.70
863 (60-A)	Engine Overhaul and Service Storage (A/C) 2nd Floor Storage (non A/C) 2 nd Floor Offices (A/C) 1 st Floor Offices (A/C)	\$5.50 \$4.00 \$4.00 \$10.00 \$8.00	\$5.50 \$4.00 \$4.00 \$10.00 \$8.00
864 (62)	Line Service Building	To be demolished	
865 (61)	Line Service Building	To be demolished	
871 (48)	Hangar (Non A/C) Office (A/C) Shop (A/C) Storage (A/C)	\$9.00 (1) \$5.50 \$4.25 \$4.25	\$9.00 (1) \$5.50 \$4.25 \$4.25
874 (44)	Executive Office (A/C)	\$14.50 (2)	\$14.50 (2)
875 (43)	Flight Academy Office (A/C) Pan Am Office (A/C) Individual tenants Simulator Bays (A/C)	\$10.50 (19) \$13.75 \$9.00	\$10.50 (19) \$13.75 \$9.00
880-882 (30A-30B)	Simulators (A/C) Office Building (A/C)	\$9.00 \$8.50	\$9.00 \$8.50
881 (30)	Office Building (A/C) Simulators	\$8.50 \$9.00	\$8.50 \$9.00
885 (39)	Shops	Demolished as of 1/2009	Demolished as of 1/2009
886 (38)	Shops Offices (A/C)	Demolished as of 1/2009	Demolished as of 1/2009
887 (37)	Shops Office Space (A/C)	Demolished as of 1/2009	Demolished as of 1/2009
888 (35-35A)	Maintenance and Training (A/C) Office Space (A/C)	To be demolished	\$5.75
890 (25)	Hangar (Non A/C) Office Space (A/C) Storage (A/C) Shops (A/C)	\$11.00 (1) \$8.25 \$5.50 \$5.75	\$11.00 (1) \$8.25 \$5.50 \$6.00

401

Building Rental Rates Miami International Airport
As of October 1, 2009 (continued)

Building # (Old bldg. #)	Building Description	2009 Actual Rate	2010 Appraised Rate
891 (24)	First Floor: Maintenance-Shops (A/C) Second Floor: Shops (A/C) Third Floor: Shops (A/C) Fourth Floor: Storage (Non A/C)	\$5.50 \$5.50 \$5.00 \$4.75	\$5.50 \$5.50 \$5.00 \$4.75
896 (22)	Hangar—Maintenance (Non A/C) Office Space (A/C) Shops—Maintenance (A/C) Third Floor: Storage (A/C)	\$10.00 (1) \$7.75 \$5.75 \$5.00	\$10.00 (1) \$7.75 \$5.75 \$5.00
900 (21)	First Floor: Shops-Maintenance (A/C) Mezzanine—Finished Office Space (A/C)	\$6.00 \$6.50	\$6.00 \$6.50
900A (21-A)	Shops—Maintenance (A/C)	To be demolished	To be demolished
900B (21-B)	Shops (A/C) Storage (A/C)	To be demolished To be demolished	To be demolished To be demolished
900C (21-C)	Shops (A/C) Storage (A/C)	\$6.00 \$5.50	\$6.00 \$5.50
905 (10)	Guard House	\$20.00	\$20.00
906 (3)	First Floor A/C Shop/Storage First Floor A/C Cafeteria First Floor A/C Lab/Metered Room First Floor Non A/C Shop Storage First Floor Ventilated Shop First Floor Non A/C Containment 2nd Floor A/C Office 2nd Floor Non A/C Shop/Storage	\$5.50 \$4.50 \$3.50 \$3.00 \$2.00 \$.50 \$8.00 \$5.00	\$5.50 \$4.50 \$3.50 \$3.00 \$2.00 \$.50 \$8.00 \$5.00
909	Flight Training Facility (Airbus)	Tenant Constructed Building	
919 (5A)	Offices—Entire Building (A/C) Office—Per Floor or less (A/C) Office - Second Floor (Full Service) Storage (Non-A/C) Loading Dock	\$10.50 \$13.00 \$21.00 \$6.00 \$1.75	\$10.50 \$13.00 \$21.00 \$6.00 \$1.75
2082	Warehouse (El Dorado) Offices (A/C)	\$2.50* \$2.50*	\$2.50* \$2.50*
3010	Cabstand Cafe (A/C)	\$30.00 (5)	\$30.00 (5)
3030	Offices	\$10.00 (12)	\$10.00 (12)
3030A	Offices (A/C)—Wing of 3030	\$8.50	\$8.50
3032	Cafeteria (Non A/C) Cafeteria (A/C)	\$4.75 \$6.50	\$4.75 \$6.50
3033	Police Station (A/C)	\$10.00	\$10.00

* The 2006 rate included land, whereas the 2009 and 2010 rate is for the building only and the land rate and paving rate will be charged separately.

402

Building Rental Rates Miami International Airport
As of October 1, 2009 (continued)

Building #. (Old bldg. #)	Building Description	2009 Actual Rate	2009 Appraised Rate
3037	Maintenance-Garage (Non A/C)	\$6.00	\$6.00
	Offices (A/C)	\$6.50	\$6.50
3038	Building Services—Maint./Office (A/C)	\$6.50	\$6.50
3040	Maintenance Shops (Non A/C) and Offices (A/C)	\$6.50 (12)	\$6.50 (19)
3044	Triturator	\$36,000 (10)	\$36,000 (10)
3046	Offices (A/C)	\$10.00	\$10.00
	Shop (A/C)	\$6.25	\$6.25
3047	Offices (A/C)	\$10.00	\$10.00
3048	Offices (A/C)	\$10.00	\$10.00
3049	Maintenance Garage (Non A/C)	\$7.00	\$7.00
3050	Administration Building (Multiple Tenancy)	\$14.25 (8)	\$14.25 (18)
3074	In-flight Caterers: Kitchen (Non A/C)	\$8.50	\$8.50
	Kitchen (A/C)	\$10.50	\$10.50
3077	Triturator	\$36,000/yr (10)	\$36,000/yr (10)
3078	Fuel Building (A/C)	\$10.00	\$10.00
	Offices (A/C)	\$10.25	\$10.25
3089	Parking Garage	\$50.00/mo. (4)	\$50.00/mo. (4)
3091	Maintenance/Offices (A/C)	\$7.75	\$7.75
3094	Parking Garage	\$50.00/mo.(4)	\$50.00/mo.(4)
3095-A	Hangar		
	Hangar Area (Non A/C) – 1 st Floor	\$11.00	\$11.00
	Shops, Storage & Office – 1 st and 2 nd floors (A/C)	\$8.50	\$8.50
	Shops, Storage & Office – 1 st and 2 nd Floors (Non A/C)	\$7.50	\$7.50
	Office	\$10.25	\$10.25
3095-B	Offices (as renovated):		
	Offices—Entire Building (A/C)	\$11.00	\$11.00
	Offices—Per Floor (A/C)	\$19.00 (3)	\$19.00 (3)
	Offices—Penthouse (A/C)	\$22.00 (3)	\$22.00 (3)
3100	Maintenance Garage (Non A/C)	\$7.00	\$7.00
3101	Maintenance Garage—Storage (Non A/C)	\$6.00	\$6.00
3110	Offices—Security	\$21.00	\$21.00
3150	Offices (A/C)	\$11.50	\$11.50
3151	Maintenance—Shop (Non A/C)	\$6.00	\$6.00
	Offices (A/C)	\$11.00	\$11.00
3152	Service Station (Non A/C)	\$5.75	\$5.75
3153	Car Wash Building	\$5.75	\$5.75
4001	Traffic Control Center	\$13.00	\$13.00
4002	Public Works Office	\$12.00	\$12.00

403

**Building Rental Rates Miami International Airport
As of October 1, 2009 (continued)**

Building #. (Old bldg. #)	Building Description	2009 Actual Rate	2009 Appraised Rate
4003	Corrections Office (A/C)	\$7.50	\$7.50
4003A	Offices (A/C)	\$7.00	\$7.00
	Storage (Non A/C)	\$6.00	\$6.00
4004	Sign Shop (Non A/C)	\$6.00	\$6.00

Loading Dock

Loading dock area has an additional rate of \$1.75 per square foot.

Utility Rates

The rental rates herein exclude utilities (water, sewer and electric) except as footnoted. Utilities shall be applied as a separate charge.

Trailer and Automobile Parking

Trailer parking has a rate of \$175.00 per space per month. Automobile parking (grade level) has a charge of \$40.00 per space per month.

Modular Units

Where modular units are authorized for temporary use by tenants for office or storage purposes, preceding and/or during construction, a rate of \$175.00 (single wide) to \$225.00 (double wide) per month is established.

Full Service

This includes land, janitorial (not inside the office) and electricity.

404

Footnotes

- 1) Non-airline tenants shall pay the said per square foot rate or 3% of all gross revenues produced from providing aircraft maintenance services to others, whichever is greater.


Airline tenants shall pay 3% of all gross revenues produced from providing aircraft maintenance services to others in addition to the said per square foot rental rates.

- 2) Rent includes land, electricity, and common area janitorial.
- 3) Rent includes land, electricity, water, sewer and common area janitorial.
- 4) Rent per position per month.
- 5) Tenant pays minimum guarantee.
- 6) The rental rate reflects the "As Is" condition of the building. The building has limited fire and electrical systems. (Not used in 2005.)
- 7) Rent includes water, sewer, electricity, and common area janitorial. (Not used in 2005.)
- 8) Rent includes land.
- 9) The rent includes water and sewer. (Not used in 2005.)
- 10) Rates based on approved actual audited construction costs.
- 11) Rent includes common area janitorial, excludes land.
- 12) Additional rent may be applicable to recover costs of 40-year recertification and costs of repairs to comply with life safety codes.
- 13) Rate includes amortization of 40-year recertification and costs of repairs to comply with life safety codes.
- 14) Rate based on competitive bidding
- 15) Appraised rate includes a charge of \$.10 per square foot as a trash removal fee.

Footnotes (continued)

- 16) No longer applicable (*was formerly "Rental based on 20-year lease. Adjusted annually on January 1st"*)
- 17) No longer applicable (*was formerly "Hangar is currently unusable and can only be used as aircraft parking until roof repairs are completed."*)
- 18) Includes land rent and janitorial
- 19) Includes janitorial

406



STREET LIGHTING SPECIAL TAXING DISTRICTS FISCAL YEAR 2009 - 2010		
RATES BASED ON FRONT FOOTAGE OF LOT/PARCEL		
DISTRICT NUMBER	DISTRICT NAME	RATE IN DOLLARS
L-01	SCOTT LAKE MANOR	0.3862
L-02	BUNCHE PARK	0.2901
L-03	SUNSWEPT ISLE	0.3831
L-04	TOWN PARK ESTATES	0.3265
L-05	RICHMOND HEIGHTS	0.4178
L-06	WEST PERRINE	0.3320
L-07	NARANJA PARK	0.4275
L-08	SOUTHWEST SECTION I	0.3669
L-09	TWIN LAKES	0.3401
L-10	CRESTVIEW	0.4166
L-11	WESTCHESTER	0.3792
L-12	BROWNSVILLE	0.2800
L-13	CAROL CITY	0.3670
L-14	IVES ESTATES	0.3123
L-15	SCOTT LAKE MANOR EAST	0.3290
L-16	ENCHANTED LAKE	0.3808
L-18	COLONIAL DRIVE	0.3410
L-19	BISCAYNE	0.5238
L-20	SUNSET PARK	0.4202
L-22	PALM SPRINGS NORTH	0.3965
L-24	VILLAGE GREEN	0.3066
L-25	OAKLAND PARK	0.1571
L-26	STAR LAKES	0.5222
L-27	SKY LAKE	0.5818
L-28	SOUTHWEST SECTION 2	0.3828
L-29	WESTBROOKE	0.3778
L-30	ANDOVER	0.3592
L-31	LAKE ARCOLA	0.3227
L-32	SOUTHWEST SEC 2 ADD 1	0.3592
L-33	STEPHENS MANOR	0.2839
L-34	PARK SHORES	0.3020
L-35	TOWN PARK ADDITION 1	0.4072
L-36	KENDALLWOOD	0.2868

**STREET LIGHTING SPECIAL TAXING DISTRICTS
FISCAL YEAR 2009 - 2010**

RATES BASED ON FRONT FOOTAGE OF LOT/PARCEL

DISTRICT NUMBER	DISTRICT NAME	RATE IN DOLLARS
L-37	MASHTA ISLAND	0.3242
L-38	WESTBROOKE GARDENS	0.3008
L-39	STONEYBROOK	0.3137
L-40	LIBERTY CITY	0.2624
L-41	WESTWOOD MANOR	0.3795
L-42	HIGHLAND/SPARLING	0.3628
L-43	CENTRAL CANAL	0.3986
L-44	ROSE GLEN	0.1500
L-46	NORTHWEST SHORES	0.3813
L-47	SABAL PALM	0.4369
L-48	KEY BISCAYNE #1	0.3976
L-49	SNAPPER CREEK PARK	0.3831
L-50	HOWARD DRIVE	0.3316
L-51	KEY BISCAYNE #2	0.2100
L-52	MIAMI GARDENS	0.3095
L-53	CORAL PINES	0.3157
L-54	FLAMINGO VILLAGE	0.2548
L-55	PEACHTREE LANE	0.3289
L-56	MITCHELL LAKE	0.4627
L-57	BEL AIRE	0.4434
L-58	LAUREL HILL PARK	0.4333
L-59	GOULDS	0.4224
L-60	PINEWOOD PARK	0.2871
L-61	CUTLER RIDGE	0.4233
L-62	SIERRA	0.3793
L-63	VILLAGE GREEN UNDERGRND	0.4050
L-64	PALM SPRINGS NO. UNDERGRND	0.4460
L-65	BISCAYNE PINES	0.3880
L-66	RANA PARK	0.4003
L-67	ANDERSON HEIGHTS	0.3170
L-68	UNIVERSITY MANOR	0.4059
L-69	SOUTH MIAMI HEIGHTS	0.5301
L-70	HIGHLAND GARDENS	0.4894

**STREET LIGHTING SPECIAL TAXING DISTRICTS
FISCAL YEAR 2009 - 2010**

RATES BASED ON FRONT FOOTAGE OF LOT/PARCEL

DISTRICT NUMBER	DISTRICT NAME	RATE IN DOLLARS
L-71	CUTLER RIDGE ADDITION #1	0.4707
L-72	DARLINGTON MANOR	0.3740
L-73	LITTLE RIVER ACRES	0.2336
L-74	CENTRAL MIAMI	0.4242
L-75	BISCAYNE MANNING	0.2730
L-76	LAKE LUCERNE	0.3317
L-77	BISCAYNE MANNING ADD #1	0.3075
L-78	ANDOVER ADDITION #1	0.3252
L-79	TALLAMOODY	0.3976
L-80	LIBERTY PLAZA	0.2569
L-81	LIBERTY HOMES	0.3893
L-82	CENTRAL MIAMI ADDITION #1	0.3659
L-83	NARANJA LAKES	0.0500
L-84	SCHENLEY PARK	0.3456
L-85	RICHMOND HEIGHTS ADD #1	0.4814
L-87	WEST LITTLE RIVER	0.2554
L-88	LEE MANOR	0.3680
L-89	GOLF PARK-MINTON M.-FAIRMONT	0.3430
L-91	BISCAYNE GARDENS ADDITION #2	0.0500
L-92	WITTMAN	0.2904
L-93	CANTELOPE	0.3547
L-94	CAPE FLORIDA	0.3929
L-95	SUNSHINE STATE INDUS. PARK	0.9688
L-96	RIVERDALE	0.2988
L-101	WESTBROOKE 3RD ADD	0.3974
L-102	NORTH COUNTY	0.5264
L-103	LITTLE GABLES	0.3416
L-104	INTERNATIONAL GARDENS	0.6579
L-106	BIRD ROAD HIGHLANDS	0.3016
L-108	BISCAYNE GARDENS 3RD ADD	0.3350
L-112	SKY LAKES 1ST ADDITION	0.3010
L-113	ALLAPATTAH	0.2595
L-114	PRINCETONIAN	0.5888

409

**STREET LIGHTING SPECIAL TAXING DISTRICTS
FISCAL YEAR 2009 - 2010**

RATES BASED ON FRONT FOOTAGE OF LOT/PARCEL

DISTRICT NUMBER	DISTRICT NAME	RATE IN DOLLARS
L-115	HARDWOOD VILLAGE	0.3649
L-116	LEE MANOR 1ST. ADDITION	0.3523
L-118	CAROL CITY 1ST. ADDITION	0.0500
L-125	COSTALL DORAL EAST	0.0500
L-127	SEVILLA HEIGHTS	0.5131
L-128	LAKE PARK	0.2768
L-129	LOYOLA-WESTBROOKE	0.4158
L-130	CENTRAL HEIGHTS	0.3473
L-132	BIRD SOUTH	0.4716
L-133	EXPRESSWAY INDUSTRIAL PARK	0.7853
L-134	VILLAGES OF HOMESTEAD	0.5626
L-136	EAST GOLF PARK	0.3651
L-137	LAZARUS ON RICHMOND	0.5375
L-138	CORAL WAY ESTATES	0.2954
L-139	THE HAMMOCKS	1.0516
L-140	HAPPY FARMS ACRES	0.3183
L-142	WEST FLAGLER ESTATES	0.4582
L-145	MONIQUE	0.4305
L-147	SKY LAKE HOMES	0.5018
L-149	GOLDEN GLADES	0.5353
L-150	COUNTRY CLUB OF MIAMI EST	0.4722
L-151	TAMIAMI LAKES	0.4950
L-153	ROLLING OAKS	0.3802
L-154	CORAL HIGHLANDS	0.8339
L-155	TWIN HOME ESTATES	0.3541
L-156	SUNSET HOMES	0.5367
L-160	WINSTON PARK	0.6565
L-162	CORAL TERRACE SECTION 1	0.3015
L-165	WESTBROOKE ADDITION #5	0.4410
L-166	BENT TREE SECTION 3	0.4727
L-167	TORREMOLINOS	0.4151
L-168	PINEWOOD MANOR	0.6531
L-169	LITTLE PLANTATIONS OF MIAMI	0.3908

**STREET LIGHTING SPECIAL TAXING DISTRICTS
FISCAL YEAR 2009 - 2010**

RATES BASED ON FRONT FOOTAGE OF LOT/PARCEL

DISTRICT NUMBER	DISTRICT NAME	RATE IN DOLLARS
L-170	INTAG MANOR 1ST. ADDITION	0.4194
L-172	BEVERLY ESTATES	0.5810
L-174	WEST CHERRY GROVE	0.9313
L-175	BILBAO EST	0.4465
L-176	LAS PALMAS	0.4770
L-179	HIGHLAND LAKES ESTATES	0.0500
L-180	WESTGATE GARDENS	0.5268
L-181	THE FALLS	0.0507
L-182	WESTWIND LAKES	0.2502
L-185	ROYALE GREEN TOWNHOUSE	0.8078
L-189	GEM HOMES	0.5305
L-190	DORAL PARK	1.3539
L-193	LAKES OF AVALON	1.0431
L-195	MEADOW WOOD MANOR	0.7718
L-196	NORTH DADE COUNTRY CLUB	0.6978
L-197	MAGARITA'S ESTATES	0.4290
L-202	RUSTIC LAKES	0.6724
L-203	SUNSET WEST	0.7550
L-205	CORAL WEST HEIGHTS	0.5878
L-210	THE LAKES	0.8883
L-213	ROYALE GREEN SECT. ONE	0.1993
L-215	AIR PARK INDUSTRIAL	1.1513
L-216	VENETIAN ACRES	0.3830
L-218	R J KATZ	0.6679
L-219	COUNTRY LAKE MANORS	0.5565
L-221	BEN GRANOFF PARK	0.7482
L-222	STRAWBERRY FIELDS HOMES	0.7040
L-223	GARSON SUBD.SEC.1	0.5959
L-225	MEADOW WOOD MANORS SEC 8 N	1.0325
L-226	MEADOW WOOD MANORS SEC 8 S	0.6364
L-229	WESTCHESTER PARK	0.4449
L-230	SOUTH SPRINGS HOMES	0.8839
L-231	OAK PARK	0.5195

**STREET LIGHTING SPECIAL TAXING DISTRICTS
FISCAL YEAR 2009 - 2010**

RATES BASED ON FRONT FOOTAGE OF LOT/PARCEL

DISTRICT NUMBER	DISTRICT NAME	RATE IN DOLLARS
L-232	CALIFORNIA HILLS	0.3174
L-233	RIVIERA SOUTH	0.5859
L-235	PLEASURE VILLAGE	0.6416
L-236	MARBELLA PARK	0.8433
L-237	CUTLER COUNTRY GROVES	1.1087
L-238	DADELAND PARK	0.9043
L-239	BIRD LAKES S SEC.1	0.8064
L-240	BIRD LAKES S.SEC.3	0.4740
L-241	MY FIRST HOME	0.5283
L-242	SUNSET HARBOUR S.6	0.6489
L-243	KRISTINA ESTATES	1.1994
L-244	BIRD LAKES S ADD.3	0.2060
L-245	MEADOW WOOD M S.9	0.2963
L-246	BIRD ESTATES	0.0508
L-248	ANDRADE SUBDIV.	0.0500
L-249	MEDITERRANIA	0.9313
L-250	AMERICAS AT MILLER	0.0500
L-252	LIMEWOOD GROVE	0.7580
L-253	WEITZER KILLIAN PLACE	0.0500
L-254	VISTA SUBDIVISION	0.5370
L-255	ROGER HOMES	0.7805
L-256	MUNNE ESTATES	0.7242
L-259	AMERICAN HOMES	0.6249
L-260	BISCAYNE GARDENS	0.4797
L-261	MONASTERIO SUBDIV	1.0353
L-264	BEACON CENTRE	1.0372
L-265	FLAMINGO FARMS ESTATES	0.9053
L-266	DADELAND FOREST ESTATES	0.0500
L-267	LAKEVIEW	0.4486
L-268	VILLA SEVILLA	0.6518
L-269	ROEL SUBDIVISION	0.3457
L-270	SKY LAKE H. 2ND AD	0.0539
L-271	BLUE HEAVENLANDING	0.1838

**STREET LIGHTING SPECIAL TAXING DISTRICTS
FISCAL YEAR 2009 - 2010**

RATES BASED ON FRONT FOOTAGE OF LOT/PARCEL

DISTRICT NUMBER	DISTRICT NAME	RATE IN DOLLARS
L-273	RIVER BEND	0.6225
L-275	REDLANDS EDGE	0.0500
L-276	MEADOW WOOD MANOR SEC 10	0.3228
L-277	FOREST VIEW	0.3184
L-278	P. I. ESTATES	0.5136
L-279	ROYAL CUTLER EST.	0.5852
L-280	ALLISON ESTATES	0.7483
L-281	BARIMA ESTATES	0.7900
L-283	MIRELDA ESTATES	0.4847
L-284	NAROCA ESTATES	0.8981
L-285	BIRD LAKES SO. SEC 4	0.0500
L-287	CUTLER COUNTRY GROVES 1 ADD.	1.2422
L-289	SHOMAR SUBDIVISION	0.0500
L-290	VENEZIA HOME EST	0.3533
L-291	COVENTRY	0.5406
L-292	MICHELLE WOODS	0.0500
L-296	MONACO ESTATES	1.3323
L-297	AMERICAN HOMES 1ST ADD.	0.4470
L-298	JACARANDAS AT SUNSET	0.3668
L-300	MUNNE ROYAL HOMES	0.8593
L-301	WEITZER HAMMOCKS HOMES	0.7887
L-303	CANTON SUBDIVISION	0.1921
L-304	ADVENTURE HOMES	0.6195
L-305	OAKS AND PINES	0.3053
L-308	PINE NEEDLE EAST	0.0500
L-309	HARTFORD PLACE	0.4464
L-310	FERNAL SUBDIVISION	1.1195
L-312	BUNCHE PARK SOUTH	0.4898
L-313	RUSTIC LAKES ADD. 1	0.5290
L-314	AMERIHOMES	0.6196
L-315	FANTASY HOMES	0.5440
L-316	FOREST LAKES	1.1370
L-317	BRANDON PARKS	0.5196

**STREET LIGHTING SPECIAL TAXING DISTRICTS
FISCAL YEAR 2009 - 2010**

RATES BASED ON FRONT FOOTAGE OF LOT/PARCEL

DISTRICT NUMBER	DISTRICT NAME	RATE IN DOLLARS
L-318	LE MIRAGE	1.0416
L-319	SHARON ESTATES	0.2722
L-320	NELMAR SUBDIVISION	0.0500
L-321	CANTON SUB 1ST. ADD.	0.0500
L-322	BISCAYNE VILLAS	0.0500
L-324	LAGO DEL MAR	1.2862
L-326	RAAS SUBDIVISION	0.2780
L-328	PVC SUBDIVISION	0.0500
L-329	MONACO EST FIRST ADD.	0.7009
L-331	SHOMA/KENDALL	0.7185
L-332	SAN DIEGO SUBD FIRST ADD.	0.0500
L-333	DATORRE	0.1252
L-334	DAXAL SUBDIVISION	0.9041
L-335	CENAL ESTATES	1.2601
L-336	G.B. ESTATES	0.6396
L-338	OAK RIDGE	0.0500
L-339	HAMMOCK SHORES	0.8141
L-340	RICHMOND HOMES	0.5835
L-341	CARMICHAEL ESTATES	0.0500
L-342	MAGNOLIA MANORS	0.0500
L-343	OAK CREEK	0.9851
L-344	GREENDALE	0.4309
L-346	CORDOBA ESTATES 1ST ADD.	0.0500
L-347	WEST KENDALL BEST	1.2005
L-348	NELFER	0.1614
L-349	LE JEUNE TERMINALS	0.8427
L-350	PERAL	0.0709
L-351	HABIT HOMES SOUTH	0.4135
L-353	ROSMONT SUB 3	0.0500
L-354	KRIZIA SUBDIVISION 3RD ADD	0.0500
L-355	CORAL BIRD HOMES SUBD PH 1	0.0500
L-356	GOLD DREAM ESTS	0.0500
L-357	ARIEN SUBDIVISION 1 AND 2	0.2020

**STREET LIGHTING SPECIAL TAXING DISTRICTS
FISCAL YEAR 2009 - 2010**

RATES BASED ON FRONT FOOTAGE OF LOT/PARCEL

DISTRICT NUMBER	DISTRICT NAME	RATE IN DOLLARS
L-358	EAGLES POINT	0.0500
L-359	VANESSA RANCH	0.0500
L-360	MANDY SUB	0.0500
L-361	PENA SUB	0.0500
L-362	PAUL MARKS	0.5574
L-363	SOUTHWIND POINT	0.0500
L-364	AMIGO'S SUBDIVISION	0.0500
L-366	RIVIERA WEST	0.8582
L-367	MAJESTIC HOMES	0.0500
L-368	KRIZIA SUBDIVISION 4TH ADD.	0.0500
L-369	HIGHLAND @ KENDALL	1.1226
L-370	FANTASY ONE	0.4139
L-371	GORDON ESTATES	1.0204
L-373	VTL SUBDIVISION	0.0500
L-374	TRUVAL WEST SUBDIVISION	0.0500
L-375	TRUVAL GARDENS	0.0500
L-376	LE CHELLE ESTATES	0.8192
L-377	HAMMOCK SHORES 2ND ADDITION	0.5370
L-378	ABBRO SUBDIVISION	0.0500
L-380	LAGO MAR SOUTH	0.0500
L-381	THOUSAND PINES	1.7665
L-382	OAK PARK EST SEC 1	0.0500
L-383	MONASTERIO ESTATES SECTION ONE	0.1128
L-384	NATALIE HOMES	0.0500
L-387	COSTA VERDE	0.0500
L-388	CENTRO VILLAS NORTH	0.1853
L-389	ARIEN SUBDIVISION SECTION 3	0.0500
L-391	SUPERIOR HOMES ESTATES	0.1150
L-392	MILLER GLENN	0.9479
L-394	ZAC SUBDIVISION	0.0500
L-395	ANTA SUBDIVISION 1ST ADDITION	0.0500
L-396	CORDOBA ESTATES SECTION 2	0.8325
L-397	SHOMA HOMES AT TAMAMI II	0.7974

**STREET LIGHTING SPECIAL TAXING DISTRICTS
FISCAL YEAR 2009 - 2010**

RATES BASED ON FRONT FOOTAGE OF LOT/PARCEL

DISTRICT NUMBER	DISTRICT NAME	RATE IN DOLLARS
L-398	NUNEZ ESTATES	0.0500
L-399	WEST DADE SUBDIVISION	1.1474
L-400	RENEGADE POINT SUBDIVISION	0.7647
L-401	OAK CREEK SOUTH	0.9145
L-402	ESQUERRO ESTATES	0.3094
L-403	DORAL EQUESTRIAN CENTER	0.0500
L-404	HIGHLAND AT KENDALL 1ST ADD	0.9914
L-406	RICHMOND HOME 1 ADD	0.2459
L-407	EMERALD POINT	0.6014
L-408	EAGLES POINT 1ST ADDITION	0.7078
L-409	MARALEX HOMES	0.9234
L-410	DIMARA SUBDIVISION	0.0500
L-411	OLD CUTLER HOMES	0.2832
L-412	ASHLEY SUBDIVISION	0.3489
L-413	WEITZER SERENA LAKES	1.1330
L-414	PUNTA GORDA ESTATES	0.0500
L-415	ARISTOTLE SUBDIVISION	0.7916
L-416	KESSLER GROVE SEC 1	0.8424
L-417	GASSER SUBDIVISION	0.0500
L-418	MIGDALIA SUBDIVISION	0.2926
L-419	MOODY DRIVE ESTATES	0.0500
L-420	MIMI SUBDIVISION	0.0500
L-422	MANSION AT SUNSET 2	1.0773
L-423	MAYTE SUBDIVISION	0.0500
L-424	PA @ WEST SUNSET	0.0500
L-425	PA @ CORAL REEF	0.0500
L-427	SUNNYVIEW SUBDIVISION	0.2838
L-428	JAR SUBDIVISION	0.0500
L-430	KESSLER GROVE 2	0.7756
L-432	KENELLEN SUBDIVISION	0.0500
L-433	TABOR SUBDIVISION	0.0500
L-434	STUART INTERNATIONAL	0.0500
L-435	PVC SUBDIVISION 1ST ADD	0.0500

**STREET LIGHTING SPECIAL TAXING DISTRICTS
FISCAL YEAR 2009 - 2010**

RATES BASED ON FRONT FOOTAGE OF LOT/PARCEL

DISTRICT NUMBER	DISTRICT NAME	RATE IN DOLLARS
L-436	STAR HIGH	0.2915
L-437	HAMMOCK SHORES 3RD ADD	0.5962
L-438	GALLOWAY ESTATES	0.3955
L-439	RICHLAND ESTATES	0.3793
L-440	ALI SUBDIVISION	0.3239
L-442	EUREKA CREEK	0.0500
L-443	KENDALL FAMILY ESTATES	0.7133
L-445	BENSON LAKES	0.7211
L-446	TRANSAL CORP PARK	1.5219
L-447	WESTPOINT	1.2293
L-448	SPANISH LAKES	0.2629
L-449	GALLOWAY GLEN	0.5980
L-450	MARIEN SUBDIVISION	0.6628
L-451	QUIRCH SUBDIVISION	0.6457
L-452	CORSICA	0.7288
L-453	MELTON PLAZA	0.3733
L-454	CORAL BIRD HOMES SUBDIV 2	0.0500
L-455	MONACO'S MILLER HOMESITE	1.7648
L-456	PVC ESTATES	0.0500
L-457	A & R SUBDIVISION	0.0500
L-459	BRIGHTON MEADOW	1.4300
L-461	COUNTRY MALL PLAZA	0.0500
L-462	CRES SUBDIVISION	0.0500
L-466	WEITZER SERENA LAKES WEST SEC 2	0.2684
L-467	HARDIN HAMMOCKS	0.0500
L-469	FEREL SUBDIVISION	0.0500
L-470	FEDY ESTATES	0.0500
L-471	MARFER SUBDIVISION	0.0500
L-473	MANGUS SUBDIVISION SECTIONS 1 & 2	0.2148
L-475	PEACOCK'S POINT	0.0500
L-476	AMORE SUBDIVISION	0.8891
L-477	PEDRO ALBERTO SUBDIVISION	0.0500
L-478	OAK RIDGE FALL	1.0678

**STREET LIGHTING SPECIAL TAXING DISTRICTS
FISCAL YEAR 2009 - 2010**

RATES BASED ON FRONT FOOTAGE OF LOT/PARCEL

DISTRICT NUMBER	DISTRICT NAME	RATE IN DOLLARS
L-479	SHOMA ESTATES MULTIPURPOSE	0.5207
L-480	BRISTOL @ KENDALL	0.7283
L-481	BRISTOL PARK 2	0.6172
L-482	MAJESTIC ESTATES	0.5134
L-483	INTERIAN HOMES	0.0500
L-484	PELICAN POINT	0.2662
L-485	KNDL VLG WEST	0.7271
L-486	GRAN CENTRAL	1.6797
L-487	ZENTENO SUBDIVISION	0.0500
L-488	BARCELONA ESTATES	0.0500
L-489	NELIA SUBDIVISION	0.0500
L-490	COUNTRY LAKES MANORS	0.6613
L-491	MONASTERIO SECTION 2	0.0688
L-492	CORDOBA ESTATES SECTION 4	0.0500
L-493	CADIZ ESTATES	0.0500
L-494	CHRISTIANE ESTATES	0.0500
L-495	PALMAS/BOSQUE 1 ADD	0.0500
L-496	MED SOUTH	0.2624
L-498	KESSLER GROVE 3 AND 4	0.7950
L-499	LAGUNA PONDS 1 & 2	0.4678
L-500	W.D.L.D. SUBDIVISION	0.3337
L-501	VECIN 1	0.0500
L-503	LLAURO SUBDIVISION	1.2843
L-504	SOUTHVIEW	0.0500
L-505	HAMMOCKS ESTATES	0.4611
L-506	SAVANAH LANDING	0.1549
L-507	DORAL LANDING	0.8708
L-508	HUGHES WEST SUBDIVISION	1.6479
L-509	CARIBE LAKES PHASE 1	1.3082
L-510	BRISTOL POINT	0.0800
L-512	CASTILLIAN SUBDIVISION	0.0500
L-514	MARIA GARDENS	0.0500
L-515	MICHELINE SUBDIVISION	0.1454

**STREET LIGHTING SPECIAL TAXING DISTRICTS
FISCAL YEAR 2009 - 2010**

RATES BASED ON FRONT FOOTAGE OF LOT/PARCEL

DISTRICT NUMBER	DISTRICT NAME	RATE IN DOLLARS
L-516	DORAL ISLES ANTILLES	0.0500
L-517	CARIBE SUBDIVISION	0.3157
L-518	LAFFITE SUBDIVISION	0.5445
L-519	PALAPALA	0.9112
L-520	VISCAYA VILLAS	0.0500
L-521	ANABAH GARDENS	0.0500
L-522	AUTONATION PERRINE EAST	0.0500
L-524	MICHELLE MANOR	0.3374
L-525	LLANOS AT BIRD ROAD	0.0500
L-526	RAAS SUBDIVISION 2	0.0500
L-527	DORAL MEADOWS	0.1803
L-528	GOLDVUE	0.0500
L-529	PVC ESTATES 1ST ADD	0.7517
L-530	NYURKA ESTAES	0.0500
L-531	SAMINIK SUBDIVISION	0.0500
L-532	WEITZER SERENA LAKE	0.1763
L-533	HAWKNEST	1.9513
L-534	MYSTIC PLACE	0.0500
L-537	GARDEN HILLS SUBDIVISION	1.1495
L-539	HEAVENLY ESTATES	0.5156
L-540	CENTRAL PARK ESTATES	0.0500
L-541	RIVIERA TRACE	0.4866
L-542	PALM SPRING ESTATES	0.1092
L-543	SALMA LAKES	0.0500
L-544	SINOS ESTATES	0.6385
L-545	KENDALL COUNTRY ESTATES	0.1234
L-546	COSAR SUBDIVISION	0.4583
L-547	BRIDGEPORT	0.0500
L-548	RED GARDENS	2.6757
L-549	BENT TREE COMMERCE	1.8031
L-550	WEST DADE LAND	0.0500
L-551	KARENERO	0.1791
L-553	WONDERLY ESTATES	1.9512

**STREET LIGHTING SPECIAL TAXING DISTRICTS
FISCAL YEAR 2009 - 2010**

RATES BASED ON FRONT FOOTAGE OF LOT/PARCEL

DISTRICT NUMBER	DISTRICT NAME	RATE IN DOLLARS
L-554	RESERVE @ DORAL	0.4981
L-555	BEACON @ 97	0.0500
L-556	MIAMI INT'L BUSINESS PARK	0.9737
L-557	M.I.C.C.	0.1576
L-558	INTERNATIONAL CORP	1.9400
L-559	BISCAYNE POINT SOUTH	3.2708
L-560	POINCIANA LAKES	0.0500
L-561	SAN MARINO	1.3027
L-562	OLD CUTLER FOREST	1.3090
L-563	FIVE STARS	0.3266
L-564	BIG FIVE	0.3687
L-566	PARK LAKES	0.1409
L-567	IBIS VILLAS	0.0500
L-568	ENCLAVE @ DORAL	1.4460
L-569	MITO	0.0500
L-570	ZOE MILLER	0.0500
L-571	BONITA GOLFVIEW	0.0500
L-572	MASTRAPA ESTATES	0.7669
L-577	PALMETTO LAKES	0.0500
L-578	DIMAURO SUBDIVISION	0.0500
L-579	BIRD GARDENS	0.3512
L-580	BRAMAN	0.0500
L-581	CORSICA PLACE	1.0069
L-582	DEERING POINT	0.0500
L-583	SUMMERWIND SUBDIVISION	0.0500
L-585	DORAL INTERNATIONAL PARK	0.0500
L-586	HAWKNEST 1ST ADDITION	0.4808
L-587	GARDEN HILLS WEST	2.3902
L-589	CRES ESTATES	0.0500
L-590	SYLVIA SUBDIVISION	0.0500
L-591	KOKI EST	1.8382
L-592	ABACO ESTATES	6.0270
L-593	ROYAL LANDINGS	0.0500

**STREET LIGHTING SPECIAL TAXING DISTRICTS
FISCAL YEAR 2009 - 2010**

RATES BASED ON FRONT FOOTAGE OF LOT/PARCEL

DISTRICT NUMBER	DISTRICT NAME	RATE IN DOLLARS
L-594	ROYAL LANDING ESTATES	0.0500
L-596	COMMUNITY PARTNERSHIPS	0.0500
L-599	SIGNATURE GARDENS	0.0500
L-600	PRESIDENTIAL ESTATES	0.6405
L-601	SUNSET LAKES ESTATES	0.0500
L-602	PALACE 1 ADD	0.0500
L-603	NICOI	1.0307
L-604	DAILY FIRST ADDITION	0.0500
L-605	DORAL COM PK	1.3120
L-606	SHIRTEE 1 & 2	0.0500
L-611	NOMAR ESTATES	0.0500
L-612	CANTAL WEST INDUSTRIAL PARK	0.0500
L-613	SUNSET APARTMENTS	0.9859
L-614	HAWKNEST 2ND ADDITION	1.1563
L-616	DORAL SAVANNAH	0.0500
L-617	COSTA DORADA	0.0500
L-618	CARTAL SUBDIVISION	0.0500
L-619	MAYTE SOUTH	0.0500
L-621	ACAPULCO	0.0500
L-622	EMERALD OAKS	0.0545
L-623	JEFFERSON @ DORAL	0.0500
L-624	VILLAS DE BARCELONA	0.0500
L-625	SAN DENIS SAN PEDRO	1.4700
L-626	DADESKY SUBDIVISION	2.0410
L-627	MIAMI INTERNATIONAL PARKWAY	0.0500
L-630	VILLA ESPERANZA	0.0500
L-631	COUNTRY PARK ESTATES	0.0500
L-632	DAILY SUBDIVISION	1.4593
L-633	VILLA REAL @ DORAL	0.0500
L-635	DON ELIAS ESTATES	0.0500
L-636	CLC SUBDIVISION	0.9841
L-637	LES JARDINS/SECRET GARDENS	1.8894
L-638	CARLISLE @ DORAL	0.0500

421

**STREET LIGHTING SPECIAL TAXING DISTRICTS
FISCAL YEAR 2009 - 2010**

RATES BASED ON FRONT FOOTAGE OF LOT/PARCEL

DISTRICT NUMBER	DISTRICT NAME	RATE IN DOLLARS
L-639	MANSIONS OF PINE GLENN	0.0500
L-641	LUZ ESTELA SOUTH	0.7590
L-644	MAYITO ESTATES	0.0500
L-645	CORAL REEF NURSERIES	0.5344
L-648	PUERTO BELLO AT DORAL	1.2379
L-649	VALENCIA GROVE	0.0500
L-650	SHOREWAY SUBDIVISION	0.0500
L-651	DORAL TERRACE	0.2007
L-652	DEER CREEK ESTATES	0.0000
L-653	REDLANDS EAST	0.0500
L-654	PRESERVE @ DORAL	0.5901
L-655	MARPI HOMES	0.0500
L-656	LUIS ANGEL SUBDIVISION	0.0500
L-657	OAK RIDGE FALLS 1ST ADD	0.2967
L-658	CRESTVIEW LAKES	0.0500
L-659	PINE NEEDLES EAST SEC FIVE	0.0500
L-660	BONITA GOLFVIEW PART TWO	1.3566
L-662	PONCE ESTATES	0.6979
L-664	HAMPTONS	1.8955
L-665	TRANSAL SERV. PARK	0.0500
L-666	PARK LAKES BY THE MEADOWS 3	1.3921
L-668	CASTCANA ESTATES	1.2820
L-669	FC SUBDIVISION	0.6845
L-670	KENWOOD ESTATES	0.1936
L-671	THE MANSIONS AT SUNSET	0.6571
L-672	DIMENSIONS AT DORAL	0.0500
L-674	VENETIAN LAKE	2.2236
L-676	SUPERIOR TRACE	0.0500
L-679	BIARRITZ	0.0500
L-680	BONITA	0.0500
L-682	BIRD ROAD PROPERTIES	0.0500
L-683	DIGNA GAS STATION	2.0197
L-684	TWIN LAKES	0.0500

422

**STREET LIGHTING SPECIAL TAXING DISTRICTS
FISCAL YEAR 2009 - 2010**

RATES BASED ON FRONT FOOTAGE OF LOT/PARCEL

DISTRICT NUMBER	DISTRICT NAME	RATE IN DOLLARS
L-686	MIGDALIA SUBDIVISION	0.0500
L-687	CASA LAGO SUBD	0.0500
L-688	KRIZIA 5TH ADDITION	0.0500
L-689	MARQUESSA SUBD.	0.0500
L-692	CHANA ROSE ESTATE	1.9608
L-695	LILANDIA SUBD.	0.0500
L-698	OAK SOUTH	0.3276
L-699	COSTA BONITA	0.0500
L-700	LAGO MAR FIRST ADD.	0.0500
L-701	LAROSE SUBDIVISION	0.0500
L-702	DOLPHIN VIEW	0.0500
L-703	BALANI SUBDIVISION	0.0500
L-704	LA ESPADA	1.2479
L-705	GENSTAR	0.0500
L-706	BISMARCK HOMES	0.6943
L-708	S.A.B. SUBD.	0.0500
L-709	TIFFANY AT SUNSET	0.0500
L-710	A.V. SUBD.	0.0500
L-711	KAYLA'S PLACE	0.0500
L-712	PARK VIEW TOWN HOMES PH 1	0.0500
L-713	PARK LAKE	0.3523
L-714	MAKO SUBDIVISION	0.2611
L-715	KAISER SUBDIVISION	0.0500
L-716	PRECIOUS HOMES AT LAKES BY THE BAY	0.0500
L-717	DCP SUBD. 1ST ADD.	0.0000
L-718	T & F SUDIVISION	0.2462
L-719	YASAMIN SUBDIVISION	0.0500
L-720	MARTA SUBD	0.0500
L-721	HIDDEN GROVE	0.3103
L-722	WEST LAKES ESTATES	0.0500
L-723	PONCE ESTATES SECTION II	0.4741
L-725	MYSTIC FOREST	0.0500
L-726	VALENCIA GROVE	0.1709

423

**STREET LIGHTING SPECIAL TAXING DISTRICTS
FISCAL YEAR 2009 - 2010**

RATES BASED ON FRONT FOOTAGE OF LOT/PARCEL

DISTRICT NUMBER	DISTRICT NAME	RATE IN DOLLARS
L-729	MILLENIUM SUBDIVISION	0.0500
L-730	GEFEN EQUITY COMMERCIAL	1.3560
L-732	MIRACLE WEST	0.9038
L-733	SUNSET LAKES ESTATES	0.0500
L-734	BRECKINRIDGE ESTATES	0.2082
L-735	PARK LAKES BY THE MEADOWS 4 & 5	0.0500
L-736	WATERSEDGE	0.0500
L-739	GC CORP. I.A.D.	0.0500
L-740	PARK LAKE BY THE MEADOWS PH 6	0.0500
L-744	KRIZIA SUBDIVISION	0.0500
L-745	ESTATES HOMES	0.0500
L-746	GABRIELLA SUBDIVISION	0.0500
L-747	CENTURY PARK/VILLAS	0.0500
L-748	BIARRITZ 2	0.0500
L-749	REDLANDS FOREST	0.0500
L-750	MILLER SOUTH	0.0500
L-751	SUNSET POINTE	0.0500
L-752	NITO SUBDIVISION	0.0500
L-753	ERICA GARDENS	0.0500
L-754	CRESTVIEW LAKES 1 & 2 ADD.	0.0500
L-755	STEPHANIE'S SUBDIVISION	0.0500
L-756	CANERO'S OAK	0.0500
L-760	LAROC ESTATES	0.0500
L-761	ROYALTON	0.0500
L-764	MILLER COVE 1ST ADD.	0.0500
L-765	MARBELLA ESTATES	0.0500
L-766	SUNSET FARMS	1.0486
L-771	NUNEZ HOMES	0.0500
L-773	LAKES BAY SEC. 14	0.0500
L-774	KENDALLAND	0.0500
L-776	MINDI SUBDIVISION	0.0500
L-777	CHIU SUBDIVISION	0.0500
L-778	CAPRI HOMES	1.5830

424

**STREET LIGHTING SPECIAL TAXING DISTRICTS
FISCAL YEAR 2009 - 2010**

RATES BASED ON FRONT FOOTAGE OF LOT/PARCEL

DISTRICT NUMBER	DISTRICT NAME	RATE IN DOLLARS
L-779	SELLA SUBDIVISION	0.0500
L-783	ESPLANADAS	0.0500
L-785	MILLER COVE	0.0500
L-786	EFM ESTATES SECS. 1-4	0.0500
L-787	EMERALD	1.2723
L-788	KENDALL BREEZE	0.0500
L-790	TAMIAMI GEFEN INDUSTRIAL PARK	0.0500
L-791	A.B. AT TAMIAMI TRAIL	0.0500
L-793	LAKES OF TUSCANY PH.1	0.0500
L-797	CHILDREN PLAZA	0.0500
L-801	MILON VENTURE	0.0500
L-802	REDLANDS ESTATES	0.0500
L-803	RENAISSANCE ESTATES	0.6855
L-804	KENDALAND CENTER	0.0500
L-807	ED-MAR ESTATES	0.0500
L-808	GRAND LAKES	0.0500
L-809	PLAZA DEL PARAISO	1.9510
L-810	REDLAND'S COVE	0.0500
L-814	MILYA SUBDIVISION	0.0500
L-816	SHOMA VILLAS @ CC OF MIAMI	0.0500
L-817	CEDAR WEST HOMES	0.0500
L-818	HETI SUBDIVISION	0.0500
L-819	VEGA CORAL WAY SUBDIVISION	0.1511
L-821	ALTURAS DE BUENA VISTA	0.0500
L-823	NILO SUBDIV.	0.4604
L-824	HAINLIN MILL ESTATES SEC. 4	0.0500
L-826	NORTH LAKE PARK	1.3468
L-827	PRECIOUS EXECUTIVE HOMES	0.0500
L-828	ROSEWOOD HOMES	0.0500
L-829	MIRACLE WEST 1st. ADD.	0.0500
L-830	CAMINO REAL ESTATES & FIRST ADD.	0.0500
L-831	EVE ESTATES	0.0500
L-832	WOODLANDS	0.0500

**STREET LIGHTING SPECIAL TAXING DISTRICTS
FISCAL YEAR 2009 - 2010**

RATES BASED ON FRONT FOOTAGE OF LOT/PARCEL

DISTRICT NUMBER	DISTRICT NAME	RATE IN DOLLARS
L-833	DORAL POINTE	0.0500
L-834	HERMILIO SUBDV.	0.0500
L-837	MARDEL ESTATES	0.0500
L-839	NICOLLE SUBDIVISION	0.0500
L-840	HELENA HOMES	1.7185
L-841	D.V.H. ESTATES	0.0500
L-842	CORAL WEST HOMES	0.1072
L-844	OAK SOUTH ESTATES	0.0500
L-846	MOTHER OF CHRIST SUBD.	0.0500
L-847	ALINA ESTATES	0.0500
L-848	EMERALD ISLES	0.0500
L-849	LAKES BY THE BAY SOUTH COMMONS	0.0500
L-850	MILLER'S LANDING	0.0500
L-853	KOKI ESTATES	0.0500
L-855	SPANISH GARDEN VILLAS	0.9664
L-856	JESSLYN SUBDIVISION	0.0500
L-857	NORTH PALM ESTATES	0.0500
L-858	HAILIN REEF NORTH	0.0500
L-862	GRANADA HOMES ESTATES	0.0500
L-863	CASA LAGO FIRST ADD.	0.0500
L-864	TUSCANY PLACE	0.0500
L-865	WAL-MART / HIALEAH	13.4323
L-866	SALCINES	0.0500
L-867	ISABELLA ESTATES	0.0500
L-870	CUDIMAR @BLACK POINT MARINA	0.0500
L-871	SAN VALENTIN	0.0500
L-873	V & Q HOLDINGS	0.0500
L-875	FLORECIA ESTATES	0.0500
L-876	MILLER GROVE	0.0500
L-877	GEFEN-MAISEL	0.0500
L-880	BISCAYNE DRIVE ESTATES	0.0500
L-881	TUSCAN LAKE VILLAS	0.0500
L-883	DEER CREEK ESTATES 1st. ADD,	0.0500

426

**STREET LIGHTING SPECIAL TAXING DISTRICTS
FISCAL YEAR 2009 - 2010**

RATES BASED ON FRONT FOOTAGE OF LOT/PARCEL

DISTRICT NUMBER	DISTRICT NAME	RATE IN DOLLARS
L-885	SUSSYAN SUBDIV.	0.0500
L-886	EDEN LAKE	0.0500
L-887	DANIELLE PARTRICK	0.0500
L-891	COUNTRY SITE @ FIRST ADD.	0.0500
L-892	MELQUIADES SUBD	0.0500
L-893	KINGDOM DREAMS	0.0500
L-894	VILLAS DEL CAMPO	0.0500
L-895	CENTURY ESTATES & 1ST ADD.	0.0500
L-897	SOUTH GATE	0.0500
L-898	SABRINA TWINHOMES SUBDIVISION	0.0500
L-899	COURTS AT TUSCANY PHASE 2	1.6330
L-902	FAVA ESTATES	0.0500
L-904	LA COSTA @ OLD CUTLER 1	0.0500
L-908	MICA SUBDIVISION & 1st. ADD.	0.0500
L-909	PRECIOUS FOREST HOMES	0.0500
L-912	NOVEMBER HEIGHTS	0.0500
L-913	KING'S HOMES	0.0500
L-915	ESTATES HOMES 2ND. ADD.	0.0500
L-916	DORAL ISLES NORTH SECS. 1 & 2	0.0500
L-918	MILLER LAKE	0.0500
L-919	ANACO ESTATES	0.0500
L-921	STEPHANIE SUBDIV.	0.0500
L-923	CHATEAUBLEAU MANSIONS	0.0500
L-924	SPRING WEST ESTATES	0.0500
L-925	KEYSTONE	0.0500
L-927	AILEEN SUBD	0.0500
L-928	PELICAN BAY @ OLD CUTLER	0.0500
L-929	CEDAR WEST HOMES TWO	0.0500
L-931	MYSTIC FOREST TWO	0.0500
L-932	BENT TREE BRIARCLIFF	0.0500
L-933	IBIS VILLAS AT DORAL	0.0500
L-934	FLAMINGO HOMES	0.0500
L-937	RIVERSIDE SUBDV.	0.0500

**STREET LIGHTING SPECIAL TAXING DISTRICTS
FISCAL YEAR 2009 - 2010**

RATES BASED ON FRONT FOOTAGE OF LOT/PARCEL

DISTRICT NUMBER	DISTRICT NAME	RATE IN DOLLARS
L-939	BLUEWATERS SUBDIVISION	0.0500
L-940	PETE'S PLACE	0.0500
L-943	ANACO ESTATES FIRST ADD.	0.0500
L-947	SOUTH POINT COVE	0.0500
L-948	HOMESTAR LANDINGS	0.0500
L-951	PARK VIEW ESTATES	0.0500
L-954	KING'S ESTATES	0.0500
L-956	ETHEREAL SUBDIVISION	0.0500
L-959	PINE MANOR	0.0500
L-962	SPICEWOOD SUBDIVISION	2.0929
L-963	MUSTANG RANCH	0.0500
L-966	LETI SUBDIV.L	0.0500
L-967	CMGD SUBDIVISION	0.0500
L-968	BELEN ESTATES	0.0500
L-970	SILVER PALM LAKE	0.0500
L-971	CENTURY GARDENS	0.0500
L-973	VIRGINIA ESTATES	0.0500
L-974	COSTA AZUL HOMES	0.0500
L-981	HAINLIN MILLS PARK VIEW	0.0500
L-982	COLONNADE	1.6130
L-983	J.C. KERN	0.0500
L-987	ELISE ESTATES	0.1438
L-988	SANTA MONICA	0.0500
L-992	SUNSET COVE	1.2770
L-995	HELENA HOME FIRST ADD.	0.0500
L-998	SOTO MANSIONS	0.0500
L-1003	CHRISTOPHER GARDENS	0.0500
L-1006	MOODY DRIVE ESTATES 1st. ADD.	0.0500
L-1009	CHRISTY'S ESTATES	0.7600
L-1015	HILDA'S ESTATES SUBDIV.	0.0500
L-1018	SILVER PALM HOMES	0.0500
L-1021	BEACON LAKES PHASE ONE	0.0500
L-1023	ISLANDS AT DORAL N.W.	1.2420

**STREET LIGHTING SPECIAL TAXING DISTRICTS
FISCAL YEAR 2009 - 2010**

RATES BASED ON FRONT FOOTAGE OF LOT/PARCEL

DISTRICT NUMBER	DISTRICT NAME	RATE IN DOLLARS
L-1024	OLD COUNTRY ROAD ESTATES	0.0500
L-1027	CHADUSTRY ESTATES	0.0500
L-1028	VISTA TRACE SUBDIVISION	0.0500
L-1034	LETI SUBDIV. 1st. ADD.	0.0500
L-1036	CENTURY PRESTIGE	0.0500
L-1038	OLIVIA'S SUBDIVISION	1.4679
L-1039	BREEZE AT GALLOWAY	0.0500
L-1042	GRANADA RANCH ESTATES	0.0500
L-1046	CENTURY BREEZE EAST	0.0500
L-1047	RIVENDELL	0.0500
L-1054	CUTLER BREEZE	0.0500
L-1055	CHATEAU ROYAL ESTATES	0.0500
L-1056	CUTLER BAY PALMS	0.0500
L-1060	SABLE PALM ESTATES	0.0500
L-1061	PINEWOOD PARK EXTENSION	0.0500
L-1062	NARANJA GARDENS	0.0500
L-1063	VITRAN HOMES AT MORNINGSIDE	0.0500
L-1064	NILO ESTATES	0.0500
L-1065	MATAH SUBDV.	0.0500
L-1067	MELGOR ESTATES	0.0500
L-1068	LEYVA SUBDV.	0.0500
L-1072	SILVER GROUP SUBDIV.	0.0500
L-1076	ZAMORA'S GROVE	0.0500
L-1077	CALIFORNIA CLUB ESTATES	0.0500
L-1080	SOUTH INDIAN SUBDIVISION	1.0241
L-1082	RIEUMONT ESTATES	0.0500
L-1086	SILVER PALM EAST AND WEST	0.0500
L-1090	VITRAN AT NARANJA ESTATES	0.0500
L-1091	BLACK CREEK HOMES	0.0500
L-1092	ABEL HOMES AT NARANJA VILLAS	0.0500
L-1093	MANDARIN LAKES AND 1st. ADD.	0.0500
L-1097	REDLAND EAST 1st. ADD,	0.0500
L-1098	ZAMORA'S GROVE 1st. ADD.	0.0500

**STREET LIGHTING SPECIAL TAXING DISTRICTS
FISCAL YEAR 2009 - 2010**

RATES BASED ON FRONT FOOTAGE OF LOT/PARCEL

DISTRICT NUMBER	DISTRICT NAME	RATE IN DOLLARS
L-1105	BUDDY'S PARADISE	0.0500
L-1107	B.M.S. KENDALL	0.0500
L-1108	PETERSON	0.0500
L-1109	REDLANDS COLONIAL ESTATES	0.0500
L-1110	VANY SUBDIV.	0.0500
L-1113	ALEXANDRIA ESTATES	0.0500
L-1125	B.B.E. SUBDIV.	0.0500
L-1130	COURTS AT TUSCANY NORTH	0.0500
L-1131	SILVER PALMS PARK	1.8490
L-1132	EVERGREEN GARDEN ESTATES	0.0500
L-1136	SOUTH POINT 1st. ADD.	0.0500
L-1138	BEACON AT DORAL	0.0500
L-1139	RIVENDELL EAST	1.5730
L-1141	PARKVIEW CONDOMINIUMS	0.0500
L-1152	FOREST LAKE PARADISE	0.0500
L-1169	BHM EAST CAMPUS EXPANSION	0.0500
L-1174	RIVIERA GRAND ESTATES	0.0500
L-1206	BDG KENDALL 162	0.0500
L-1210	CEDAR WEST ESTATES	0.0500

430

**SECURITY GUARD SPECIAL TAXING DISTRICTS
FISCAL YEAR 2009-2010**

RATES ON UNIT BASIS PARCEL/LOT EQUALS ONE UNIT

DISTRICT NUMBER	DISTRICT NAME	RATE IN DOLLARS
G143	PALM & HIBISCUS IS.	1,385.16
G152	STAR ISLAND	6,143.59
G157	MIAMI LAKES LOCH L.	2,037.83
G187	HAMMOCK OAKS HARBOR	1,769.19
G189	BELLE MEADE IS.	3,528.40
G191	N DADE C.C./ANDOVER	318.79
G193	KEYSTONE POINT	623.01
G194	HIGHLAND GARDENS	1,157.84
G195	BELLE MEADE	608.33
G196	HIGHLAND RANCH EST.	2,494.31
G197	SANS SOUCI	1,613.05
G198	ALLISON ISLAND	4,180.92
G199	BISCAYNE BEACH	1,784.67
G201	BISCAYNE POINT	584.86
G203	COVENTRY SECURITY	5,569.70
G204	OLD CUTLER BAY	3,571.83
G205	NO BAY ISLAND SEC	1,256.88
G208	DEVONWOOD	1,907.02
G209	PINE BAY ESTATES	3,194.99
G210	EASTERN SHORES 1ST ADD	1,137.06
G216	MIAMI LAKES SECTION 1	247.90
G217	OAK FOREST STATIONARY	2,680.87
G218	OAK FOREST ROVING	1,529.11
G220	HIGHLAND LAKES	355.04
G221	ENCHANTED LAKE	1,909.63
G222	HAMMOCK/LAKE BANYON DR.	1,637.33
G223	GABLES BY THE SEA	731.60
G226	ROYAL OAKS SECTION 1	613.67
G227	EASTERN SHORES SEC GD	176.38
G228	SNAPPER CREEK LAKES	1,937.39
G229	COCOPLUM PHASE 1	1,765.03
G231	SUNRISE HARBOR SEC GD	1,978.51
G232	FOUR WAY LODGE EST SEC GD	4,413.15
G234	BAY HEIGHTS SEC GD	1,353.42
G235	KINGS BAY SEC GD	1,146.73
G236	BRICKELL FLAGLER PLAZA SG	5,218.33
G237	MORNINGSIDE SEC GD	925.41
G240	DAVIS PONCE ROV PATROL	1,040.91
G241	ENTRADA SEC GD	4,415.99
G242	FAIRHAVEN ROV PATROL	1,899.42
G248	NATOMA ROV PATROL	264.72
G249	ROYAL OAKS EAST	711.35
G253	HAMMOCKS LAKE SECURITY LAKE	5,169.00
G256	LAKES BY THE BAY SO. COM.	102.86
G258	SABAL PALM ROV PATROL	392.50

431

LANDSCAPE MAINTENANCE SPECIAL TAXING DISTRICTS

RATES BASED ON SQUARE FOOTAGE OF LOT/PARCEL

FISCAL YEAR 2009-2010

LAKE MAINTENANCE SPECIAL TAXING DISTRICTS

RATES ON UNIT BASIS PARCEL/LOT EQUALS ONE UNIT

DISTRICT NUMBER	DISTRICT NAME	RATE IN DOLLARS
M-099	KENDALE LAKES	0.0094
M-178	AIR PARK	0.0125
M-188	ROYAL HARBOR	0.0307
M-198	SKY LAKE	0.0074
M-199	DOLPHIN CENTER	0.0325
M-204	FREE ZONE INDUSTRIAL	0.0149
M-205	WESTWIND LAKES	0.0302
M-206	MEDITERRANIA	0.0109
M-208	LIMEWOOD GROVE	0.0330
M-212	EAST OAKMONT DR	0.0278
M-215	FOREST VIEW	0.0057
M-217	LEDREW ESTATES	0.0337
M-218	ALLISON ESTATES	0.0209
M-223	FOREST LAKES	0.0186
M-229	WEST KENDALL BEST	0.0106
M-232	SHOMA/TAMIAMI II	0.0724
M-234	ARISTOTLE SUBDIV.	0.0267
M-235	OLD CUTLER HOMES	0.0572
M-240	CORSICA	0.0378
M-241	DORAL PARK	0.0129
M-243	SINOS ESTATES	0.0654
M-244	GARDEN HILLS SUBDIV.	0.0519
M-245	DORAL ISLES	0.0112
M-246	WONDERLY ESTATES	0.0485
M-247	PARK LAKES MULTI	0.0191
M-248	INTERIAN HOMES	0.0523
M-249	CORSICA PLACE	0.0451
M-251	GARDEN HILLS WEST	0.0272
M-252	ROYAL LANDINGS EST	0.0846
M-253	ROYAL LANDINGS MULTI	0.0172
M-254	SAN DENIS-SAN PEDRO M	0.0864
M-257	PONCE ESTATES MULTI	0.0498

432

LANDSCAPE MAINTENANCE SPECIAL TAXING DISTRICTS

RATES BASED ON SQUARE FOOTAGE OF LOT/PARCEL

FISCAL YEAR 2009-2010

LAKE MAINTENANCE SPECIAL TAXING DISTRICTS

RATES ON UNIT BASIS PARCEL/LOT EQUALS ONE UNIT

DISTRICT NUMBER	DISTRICT NAME	RATE IN DOLLARS
M-258	SHOREWAY SUBDIV.	0.0210
M-259	VENETIAN LAKE MULTI	0.0595
M-260	MARPI HOMES MULTI	0.0763
M-263	PARK LAKES BY THE MEAD. PH. 3	0.0082
M-266	CASA LAGO MULTI	0.0334
M-270	HIGHLAND LAKES LAKE MAINT.	181.7055
M-273	PONCE EST. SEC. 2	0.0661
M-274	ALCO ESTATES AND 1-5 ADDS.	0.0242
M-275	MOODY DRIVE	0.0279
M-276	WATERSEEDGE MULTI	0.0996
M-277	PARK LAKE MEAD. PH 4	0.0750
M-279	MANGUS	0.0482
M-285	ERICA GARDENS	0.0622
M-287	PARK LAKES BY THE MEAD. PH. 6	0.0291
M-292	VALENCIA GROVE ESTATES	0.0188
M-293	CRESTVIEW LAKE 1 & 2 ADD.	0.0494
M-295	MILLER COVE 1ST. ADD.	0.0222
M-297	KENDALLAND MULTI	0.0384
M-299	CAPRI HOMES	0.0636
M-300	SELLA SUBDIV.	0.0363
M-302	MILLER COVE	0.0588
M-304	EMERALD LAKES ESTATE	0.0438
M-307	CANDLEWOOD LAKE	302.1566
M-309	MILON VENTURE	0.0472
M-310	RENAISSANCE ESTATES	0.0695
M-311	LAUREN'S POND	0.0578
M-312	GRAND LAKES	0.0567
M-314	LAROC ESTATES	0.0180
M-318	WOODLANDS MULTI	0.0362
M-321	HELENA HOMES	0.0220
M-323	OAK SOUTH ESTATES	0.0238
M-329	CORAL WEST HOMES	0.1034

433

LANDSCAPE MAINTENANCE SPECIAL TAXING DISTRICTS**RATES BASED ON SQUARE FOOTAGE OF LOT/PARCEL****FISCAL YEAR 2009-2010****LAKE MAINTENANCE SPECIAL TAXING DISTRICTS****RATES ON UNIT BASIS PARCEL/LOT EQUALS ONE UNIT**

DISTRICT NUMBER	DISTRICT NAME	RATE IN DOLLARS
M-330	NORTH PALM ESTATES	0.0143
M-331	HAILIN REEF NORTH	0.0215
M-333	GENSTAR	0.0574
M-334	CASA LAGO 1st ADD	0.0355
M-339	FLORENCIA ESTATES	0.0330
M-340	BISCAYNE DRIVE ESTATES	0.0132
M-343	EDEN LAKE	0.0511
M-344	DANIELLE PATRICK SUBDIV.	0.0202
M-345	COUNTRYSIDE & 1st. ADD.	0.0618
M-346	KINGDOM DREAMS	0.0871
M-348	CENTURY ESTATES & 1st. ADD.	0.0820
M-350	FAVA ESTATES	0.0351
M-353	PRECIOUS FOREST HOMES	0.0322
M-355	BALANI SUBDIV.	0.0324
M-358	MILLER LAKES	0.0815
M-359	CVS-167 MULTI	0.0892
M-361	BONITA GOLF VIEW 2nd. ADD.	0.0213
M-362	KEYSTONE	0.0171
M-363	AILEEN SUBDIV.	0.0000
M-365	CEDAR WEST HOMES TWO	0.1146
M-376	JORDAN'S LANDING	0.0366
M-377	FLAMINGO HOMES	0.0252
M-381	PETE'S PLACE	0.0160
M-382	SANTA BARBARA MULTI	0.0348
M-385	HOMESTAR LANDING	0.0583
M-386	KINGS ESTATES	0.0901
M-387	COSMOPOLITAN ROADWAY MULTI	0.0049
M-399	CEDAR WEST HOMES THREE	0.0436
M-408	SOUTH KENDALL ESTATE	0.0057
M-409	CAMINO REAL ESTATES 1ST ADD.	0.0178
M-412	J.C. KERN	0.0869
M-414	SUNSET COVE MULTI	0.0540

434

LANDSCAPE MAINTENANCE SPECIAL TAXING DISTRICTS

RATES BASED ON SQUARE FOOTAGE OF LOT/PARCEL

FISCAL YEAR 2009-2010

LAKE MAINTENANCE SPECIAL TAXING DISTRICTS

RATES ON UNIT BASIS PARCEL/LOT EQUALS ONE UNIT

DISTRICT NUMBER	DISTRICT NAME	RATE IN DOLLARS
M-416	SUPERIOR SUB MULTI	0.0790
M-418	RENAISSANCE RANCHES	0.0073
M-421	CHRISTOPHER GARDENS	0.0229
M-439	OLIVIA'S SUBDIV.	0.0364
M-442	CHADUSTRY ESTATES	0.0160
M-444	ZAMORA ESTATES	0.0065
M-452	DEER CREEK ESTATES 1st. ADD.	0.0235
M-454	CUTLER BREEZE	0.0630
M-455	CHATEAU ROYAL ESTATES	0.0406
M-456	CUTLER BAY PALMS	0.0308
M-459	SABLE PALM ESTATES	0.0694
M-460	NARANJA GARDENS	0.0187
M-468	GOULDS HAMMOCK ESTATES	0.0386
M-469	VITRAN HOMES AT MORNINGSIDE	0.0329
M-476	ZAMORA'S GROVE	0.0395
M-478	RIEUMONT ESTATES	0.0790
M-486	ALEXANDRIA ESTATES	0.0290

435

**ROAD MAINTENANCE SPECIAL TAXING DISTRICT
FISCAL YEAR 2009-2010**

RATE ON UNIT BASIS

DISTRICT NUMBER	DISTRICT NAME	RATE IN DOLLARS
M-467	LES CHALETS II	74.18

436

**COUNTYWIDE EMERGENCY CONTINGENCY RESERVE FUND
(Fund 010, Subfund 020)**

	<u>2009-10</u>
Carryover	\$70,000,000
Interest Earnings	<u>1,750,000</u>
Total	<u>\$71,750,000</u>

Expenditures:

Transfer to Countywide General Fund (Fund 010, Subfund 010)	\$21,674,000
Transfer to UMSA General Fund (Fund 010, Subfund 010)	11,421,000
Countywide Emergency Contingency Reserve*	<u>38,655,000</u>
Total	<u>\$71,750,000</u>

*Note: \$500,000 of this reserve has been designated for the purchase of hurricane shelter supplies, and other emergency preparedness in the event a disaster is declared.

**UMSA EMERGENCY CONTINGENCY RESERVE FUND
(Fund 010, Subfund 021)**

Revenues:

	<u>2009-10</u>
Carryover	\$3,137,000
Interest Earnings	<u>79,000</u>
Total	<u>\$3,216,000</u>

Expenditures:

Transfer to UMSA General Fund (Fund 010, Sub fund 010)	<u>\$3,216,000</u>
--	--------------------

**FIRE RESCUE
Fire Rescue District
(Fund 011, Subfund 111)**

Revenues:

	<u>2009-10</u>
Property Taxes (Tax Roll:132,173,049,648)	\$274,320,000
Carryover	25,921,000
Ground Transport Fees	24,000,000
Plans Review and Permit Fees	4,800,000
Inspection Fees	4,200,000
Other Fire Prevention Fees	625,000
Special Services Revenue	1,600,000
Reimbursement from Miami-Dade Aviation Department	1,228,000
Reimbursement from Miami-Dade Seaport Department	2,600,000
Reimbursement from Miami-Dade Water and Sewer Department	500,000
Interest	1,800,000
Rental Office Space	260,000
Miscellaneous	<u>386,000</u>
Total	<u>\$342,240,000</u>

Expenditures:

Fire Protection and Emergency Medical Rescue Operations	\$326,204,000
Administrative Reimbursement	10,427,000
Transfer to Debt Service (Fund 213, Projects 213425, 213528, 213530, 214103, and 298502)	4,590,000
Transfer to Anti-Venom Program (Fund 011, Subfund 118)	211,000
Reserve for Tax Equalization	<u>808,000</u>
Total	<u>\$342,240,000</u>

437

Air Rescue
(Fund 011, Subfund 112)

<u>Revenues:</u>	<u>2009-10</u>
Transfer from Countywide General Fund	\$9,884,000
Transfer from Public Health Trust	900,000
Total	<u>\$10,784,000</u>

<u>Expenditures:</u>	
Operating Expenditures	<u>\$10,784,000</u>

Developer Donations
(Fund 011, Subfund 114)

<u>Revenues:</u>	<u>2009-10</u>
Carryover	\$133,000
Interest Earnings	2,000
Total	<u>\$135,000</u>

<u>Expenditures:</u>	
Construction and Future Year Expenditures	<u>\$135,000</u>

Hazardous Materials Trust Fund
(Fund 011, Subfund 116)

<u>Revenues:</u>	<u>2009-10</u>
Carryover	\$1,065,000
Interest Earnings	10,000
Total	<u>\$1,075,000</u>

<u>Expenditures:</u>	
Trust Fund Activities and Reserves	<u>\$1,075,000</u>

Anti-Venom Program
(Fund 011, Subfund 118)

<u>Revenues:</u>	<u>2009-10</u>
Transfer Fire Rescue District (Fund 011, Subfund 111)	\$211,000
Miscellaneous Fees	300,000
Total	<u>\$511,000</u>

<u>Expenditures:</u>	
Anti-Venom Program Expenditures	<u>\$511,000</u>

Lifeguarding, Ocean Rescue Services, and Communications
(Fund 011, Subfund 118)

<u>Revenues:</u>	<u>2009-10</u>
Transfer from Countywide General Fund	<u>\$16,045,000</u>

<u>Expenditures:</u>	
Communications Expenditures	\$10,662,000
Lifeguarding and Ocean Rescue Expenditures	3,549,000
Other Operating Expenditures including Transfer to Debt Service (Fund 213 project 213625)	<u>1,834,000</u>
Total	<u>\$16,045,000</u>

**Fire Rescue District Emergency Contingency Reserve Fund
(Fund 011, Subfund 120)**

<u>Revenues:</u>	<u>2009-10</u>
Carryover	\$17,010,000
Interest Earnings	<u>200,000</u>
Total	<u>\$17,210,000</u>
 <u>Expenditures:</u>	
Emergency Contingency Reserve	<u>\$17,210,000</u>

**Miami-Dade Aviation Fire Rescue Services
(Fund 011, Subfund 121)**

<u>Revenues:</u>	<u>2009-10</u>
Transfer from Miami International Airport	<u>\$18,554,000</u>
 <u>Expenditures:</u>	
Miami-Dade Aviation Fire Rescue Services	<u>\$18,554,000</u>

**OFFICE OF GRANTS COORDINATION
(Fund 030)**

<u>Revenues:</u>	<u>2009-10</u>
Transfer from Countywide General Fund	\$1,857,000
Transfer from UMSA General Fund	<u>195,000</u>
Total	<u>\$2,052,000</u>
 <u>Expenditures:</u>	
Operating Expenditures	<u>\$2,052,000</u>

**GENERAL SERVICES ADMINISTRATION
Vehicle Replacement Trust Fund
(Fund 030, Subfund 001)**

<u>Revenues:</u>	<u>2009-10</u>
Carryover	\$10,170,000
Vehicle Charges	6,992,000
Interest Income	<u>83,000</u>
Total	<u>\$17,245,000</u>
 <u>Expenditures:</u>	
Operating Expenditures	\$1,735,000
Replacement Vehicle Purchases	6,177,000
Transfer to MDFR (Fund 011, Subfund 111)	4,000,000
Transfer to General Fund (Fund 010)	356,000
Transfer to Fleet Building Fund (Fund 030, Subfund 004)	2,100,000
Reserve for Future Vehicle Replacements	<u>2,877,000</u>
Total	<u>\$17,245,000</u>

439

GENERAL SERVICES ADMINISTRATION

**Parking and Retail Operations
(Fund 030, Subfunds 002 and 003)**

<u>Revenues:</u>	<u>2009-10</u>
Parking Revenue	\$3,198,000
Carryover	1,374,000
Retail Revenue	<u>378,000</u>
Total	<u>\$4,950,000</u>

<u>Expenditures:</u>	
Parking Operations Cost	\$3,434,000
Equipment Acquisition	376,000
Transfer to Administration (Fund 050, Subfund 001)	125,000
Transfer to Real Estate Management Section (Fund 050, Subfund 017)	268,000
Parking Reserves	583,000
Retail Operations Costs	<u>164,000</u>
Total	<u>\$4,950,000</u>

GENERAL SERVICES ADMINISTRATION

**Fleet Capital Projects
(Fund 030, Subfunds 004 and 005)**

<u>Revenues:</u>	<u>2009-10</u>
Carryover	\$6,454,000
Environmental Resources Management Environmental Surcharge	1,752,000
Transfer from Vehicle Replacement Fund (Fund 030, Subfund 001)	2,100,000
Labor Surcharge for Capital Projects	<u>400,000</u>
Total	<u>\$10,706,000</u>

<u>Expenditures:</u>	
Environmental Resources Management Fuel Tank Replacements	\$700,000
Fleet Facility Construction Projects	2,017,000
Construction Reserve	4,937,000
Replacement of the Equipment Management System	2,000,000
Operating Expenditures	<u>1,052,000</u>
Total	<u>\$10,706,000</u>

GENERAL SERVICES ADMINISTRATION

**Facilities and Utilities Management Building Reserve Fund
(Fund 030, Subfund 006)**

<u>Revenues:</u>	<u>2009-10</u>
Carryover	<u>3,167,000</u>
Total	<u>\$3,167,000</u>

<u>Expenditures:</u>	
Transfer to Facilities and Utilities Management (Fund 050, Subfund 010)	\$2,123,000
Transfer to Building Construction Reserve	<u>1,044,000</u>
Total	<u>\$3,167,000</u>

440

MUNICIPAL SERVICES TRUST FUND
Mitigation Payments
(Fund 030, Subfund 011)

<u>Revenues:</u>	<u>2009-10</u>
City of Hialeah Gardens Mitigation Payment	\$38,000
Town of Medley Mitigation Payment	687,000
City of North Miami Mitigation Payment	42,000
Florida City Mitigation Payment	<u>22,000</u>
Total	<u>\$789,000</u>

<u>Expenditures:</u>	
MDPD Expenditures in the vicinity of the City of Hialeah Gardens	\$38,000
MDPD Expenditures in the vicinity of the Town of Medley and other Town of Medley related expenditures	687,000
MDPD Expenditures in the vicinity of the City of North Miami and other City of North Miami related expenditures	42,000
MDPD Expenditures in the vicinity of the Florida City and other Florida City related expenditures	<u>22,000</u>
Total	<u>\$789,000</u>

MIAMI-DADE POLICE DEPARTMENT (MDPD)
Municipal Police Services Account
(Fund 030, Subfund 021)

<u>Revenues:</u>	<u>2009-10</u>
City of Doral Mitigation Payment	\$6,251,000
City of Doral Optional Service Payment	<u>149,000</u>
Total	<u>\$6,400,000</u>

<u>Expenditures:</u>	
MDPD Expenditures in the vicinity of the City of Doral	\$6,251,000
MDPD Optional Service Expenditures for the City of Doral	<u>149,000</u>
Total	<u>\$6,400,000</u>

ANIMAL SERVICES
Animal Care and Control
(Fund 030, Subfund 022, Project 022111)

<u>Revenues:</u>	<u>2009-10</u>
Transfer from Countywide General Fund	\$1,786,000
Animal License Fees from Licensing Stations	3,795,000
Animal License Fees from Shelter	1,211,000
Code Violation Fines	1,150,000
Animal Shelter Fees	752,000
Miscellaneous Revenues	<u>203,000</u>
Total	<u>\$8,897,000</u>

<u>Expenditures:</u>	
Operating Expenditures	\$8,886,000
Transfer to Trust Fund 600 Subfund 022	<u>11,000</u>
Total	<u>\$8,897,000</u>

441

OFFICE OF CAPITAL IMPROVEMENT
(Fund 030, Subfund 023)

Revenues:

2009-10

Transfer from Capital Funds (Capital Working Fund)	\$2,218,000
Building Better Communities Bond Interest	\$1,831,000
Safe Neighborhood Parks Bond Interest	\$116,000
Total	<u>\$4,165,000</u>

Expenditures:

Administrative Reimbursement	\$169,000
Operating Expenditures	3,996,000
Total	<u>\$4,165,000</u>

OFFICE OF HUMAN RIGHTS AND FAIR EMPLOYMENT PRACTICES
(Fund 030)

Revenues:

2009-10

Transfer from Countywide General Fund	\$871,000
Transfer from Unincorporated Municipal Service Area General Fund	273,000
Interagency Transfers	97,000
Federal Grants/Contracts	117,000
Total	<u>\$1,358,000</u>

Expenditures:

Operating Expenditures	\$987,000
Commission on Human Rights	371,000
Total	<u>\$1,358,000</u>

MIAMI-DADE POLICE DEPARTMENT (MDPD)
911 Emergency Fee
(Fund 030, Subfunds 025 and 035)

Revenues:

2009-10

Carryover	\$3,064,000
911 Landline Emergency Fee	6,296,000
911 Wireless Fee	8,665,000
Interest	105,000
Total	<u>\$18,130,000</u>

Expenditures:

Miami-Dade Police Department Expenditures	\$9,396,000
Enterprise Technology Services Department Expenditures	1,272,000
Municipal Expenditures	5,206,000
Reserve for Future Capital Equipment Acquisition	2,256,000
Total	<u>\$18,130,000</u>

442

MIAMI-DADE POLICE DEPARTMENT (MDPD)
Municipal Police Services Account
(Fund 030, Subfund 026)

<u>Revenues:</u>	<u>2009-10</u>
Town of Miami Lakes Local Police Patrol Services Contractual Payment	\$6,313,000
Town of Miami Lakes Optional Service Payment	<u>127,000</u>
Total	<u>\$6,440,000</u>

<u>Expenditures:</u>	
MDPD Local Police Patrol Expenditures for Town of Miami Lakes	\$6,313,000
MDPD Optional Service Expenditures for Town of Miami Lakes	<u>127,000</u>
Total	<u>\$6,440,000</u>

MIAMI-DADE POLICE DEPARTMENT (MDPD)
Municipal Police Services Account
(Fund 030, Subfund 027)

<u>Revenues:</u>	<u>2009-10</u>
Village of Palmetto Bay Local Police Patrol Services Contractual Payment	\$5,802,000
Village of Palmetto Bay Optional Service Payment	<u>92,000</u>
Total	<u>\$5,894,000</u>

<u>Expenditures:</u>	
MDPD Local Police Patrol Expenditures for Village of Palmetto Bay	5,802,000
MDPD Optional Service Expenditures for Village of Palmetto Bay	<u>92,000</u>
Total	<u>\$5,894,000</u>

FINANCE
(Fund 030, Subfund 031)

<u>Revenues:</u>	<u>2009-10</u>
Carryover	\$9,961,000
Bond Administration Fees and Charges	2,230,000
Tax Collector Ad Valorem Fees	22,516,000
Tax Collector Auto Tag Fees	11,594,000
Tourist Tax Collection Fees	2,330,000
Local Business Tax Receipt Fees	<u>3,286,000</u>
Total	<u>\$51,917,000</u>

<u>Expenditures:</u>	
Bond Administration Expenditures	\$2,803,000
Tax Collector Expenditures	25,369,000
Director and Controller Expenditures	9,591,000
Transfer to FAMIS/ADPICs (Fund 050, Project 053006 and 056113)	960,000
Transfer to Capital Outlay Reserve (Fund 310, Subfund 313)	<u>13,194,000</u>
Total	<u>\$51,917,000</u>

443

CONSUMER SERVICES
(Fund 030, Subfund 032, Various Projects)

<u>Revenues:</u>	<u>2009-10</u>
Transfer from Countywide General Fund	\$309,000
Fees and Charges	6,600,000
Local Business Tax Receipt	471,000
Code Fines and Lien Collections	667,000
Interagency Transfers	493,000
Transfer from Fund 110, Subfund 114	116,000
Carryover	<u>2,301,000</u>
Total	<u>\$10,957,000</u>
 <u>Expenditures:</u>	
Operating Expenditures	\$10,503,000
Administrative Reimbursement	174,000
Payment of County Rent to General Services Administration	<u>280,000</u>
Total	<u>\$10,957,000</u>

CULTURAL PROGRAMS
Museum Operating Grants
(Fund 030, Subfund 033)

<u>Revenues:</u>	<u>2009-10</u>
Transfer from Two-Thirds Convention Development Tax (Fund 160)	<u>\$2,975,000</u>
 <u>Expenditures:</u>	
Miami Art Museum (MAM) Operating Grant	\$1,159,000
Miami Science Museum Operating Grant	707,000
Historical Association of Southern Florida (HASF) Operating Grant	730,000
Payment of County Rent to General Services Administration (MAM)	192,000
Payment of County Rent to General Services Administration (HASF)	<u>187,000</u>
Total	<u>\$2,975,000</u>

BUILDING CODE COMPLIANCE
(Fund 030, Subfund 034, Various Projects)

<u>Revenues:</u>	<u>2009-10</u>
Board Fees and Book Sales	\$162,000
Carryover	5,500,000
Code Compliance Fees	2,100,000
Code Fines / Lien Collections	149,000
Contractor's Licensing and Enforcement Fees	1,885,000
Fees and Charges	400,000
Interest Earnings	99,000
Product Control Certification Fees	<u>2,200,000</u>
Total	<u>\$12,495,000</u>
 <u>Expenditures:</u>	
Operating Expenditures	\$11,415,000
Administrative Reimbursement	383,000
Payment of County Rent to General Services Administration	<u>697,000</u>
Total	<u>\$12,495,000</u>

**CLERK OF COURTS
Non-Court Related Clerk Fees
(Fund 030, Subfund 036)**

<u>Revenues:</u>	<u>2009-10</u>
Transfer from Countywide General Fund	\$4,597,000
Value Adjustment Board	577,000
Code Enforcement Revenue	1,170,000
Marriage License Fees	1,201,000
County Recorder	8,098,000
Clerk of the Board	13,000
Miscellaneous Revenues	<u>232,000</u>
Total	<u>\$15,888,000</u>

<u>Expenditures:</u>	
Non-Court Operations	<u>\$15,888,000</u>

**PUBLIC WORKS
Special Operations
(Fund 030, Subfund 037, Various Projects)**

<u>Revenues:</u>	<u>2009-10</u>
Construction and Land Development Carryover	\$628,000
Special Taxing Administration Carryover	400,000
Construction Permit Fees	1,600,000
Construction Telecommunications	1,000,000
Land Development Plat Fees	800,000
FDOT Payment	2,077,000
Special Taxing Districts -- Interfund Transfer	2,498,000
Intradepartmental Transfers	<u>272,000</u>
Total	<u>\$9,275,000</u>

<u>Expenditures:</u>	
Construction and Subdivision Control	\$2,773,000
Land Development Operation	1,255,000
Special Taxing Districts Administration	2,898,000
Reimburse General Fund Expenditures in Traffic Signals and Signs	2,077,000
Intradepartmental Transfers	<u>272,000</u>
Total	<u>\$9,275,000</u>

**ENVIRONMENTAL RESOURCES MANAGEMENT
Operations
(Fund 030, Subfund 039)**

<u>Revenues:</u>	<u>2009-10</u>
Carryover	\$3,293,000
Transfer from Environmentally Endangered Lands (Fund 080, Subfunds 081 and 082)	1,058,000
Utility Service Fees	21,250,000
Operating Permit Fees	7,269,000
Plan Review Fees	8,893,000
Tag Fees	1,750,000
Ticketing Ordinance Revenue	60,000
Environmental Litigation Revenues	100,000
Transfer from Miami-Dade Aviation Department	795,000
Contamination Cleanup	150,000
Interest	150,000
Miscellaneous	1,000,000
Transfer from Artificial Reef Trust Fund	<u>10,000</u>
Total	<u>\$45,778,000</u>

445

Expenditures:

Operating Expenditures	\$39,537,000
Administrative Reimbursement	1,413,000
Consumer Services Department Environmental Projects	53,000
Artificial Reef Program Expenditures	10,000
Environmental Litigation Expenditures	100,000
Cash Reserve	<u>4,665,000</u>
Total	<u>\$45,778,000</u>

**ADMINISTRATIVE OFFICE OF THE COURTS (AOC)
(Fund 030, Subfund 042)**

Revenues:

2009-10

Transfer from Countywide General Fund	\$12,271,000
Criminal Court Costs (25% of \$65 surcharge)	428,000
Criminal Court Costs (\$85 surcharge)	2,311,000
Criminal Court Costs (\$15 surcharge)	5,898,000
Process Service Fees	<u>100,000</u>
Total	<u>\$21,008,000</u>

Expenditures:

Operating Expenditures	<u>\$21,008,000</u>
------------------------	---------------------

**GOVERNMENT INFORMATION CENTER
(Fund 030, Subfund 043)**

Revenues:

2008-09

Transfer from Countywide General Fund	\$10,089,000
Transfer from Unincorporated Municipal Services Area General Fund	4,121,000
Interagency Transfers	4,271,000
Miscellaneous Charges	<u>10,000</u>
Total	<u>\$18,491,000</u>

Expenditures:

Operating Expenditures	<u>\$18,491,000</u>
------------------------	---------------------

**CORRECTIONS AND REHABILITATION
Food Services Special Purpose Account
(Fund 030, Subfund 044)**

Revenues:

2009-10

Carryover	<u>\$312,000</u>
-----------	------------------

Expenditures:

Training, Capital, Technology, and Future Unmet Budget Objectives	<u>\$312,000</u>
---	------------------

4146

MIAMI-DADE POLICE DEPARTMENT (MDPD)
Municipal Police Services Account
(Fund 030, Subfund 046)

<u>Revenues:</u>	<u>2009-10</u>
Town of Cutler Bay Local Police Patrol Services Contractual Payment	\$7,022,000
Town of Cutler Bay Optional Service Payment	<u>208,000</u>
Total	<u>\$7,230,000</u>

<u>Expenditures:</u>	
MDPD Local Police Patrol Expenditures for the Town of Cutler Bay	\$7,022,000
MDPD Optional Service Expenditures for the Town of Cutler Bay	<u>208,000</u>
Total	<u>\$7,230,000</u>

MIAMI-DADE POLICE DEPARTMENT (MDPD)
Municipal Police Services Account
(Fund 030, Subfund 047)

<u>Revenues:</u>	<u>2009-10</u>
City of South Miami Optional Service Payment	<u>\$62,000</u>

<u>Expenditures:</u>	
MDPD Optional Service Expenditures for the City of South Miami	<u>\$62,000</u>

OFFICE OF COMMUNITY ADVOCACY
(Fund 030, Subfund 048)

<u>Revenues:</u>	<u>2009-10</u>
Transfer from Countywide General Fund	<u>\$820,000</u>

<u>Expenditures:</u>	
Operating Expenditures	<u>\$820,000</u>

AUDIT AND MANAGEMENT SERVICES
Internal Operations
(Fund 030, Subfund 052, Project 052015)

<u>Revenues:</u>	<u>2009-10</u>
Charges for Audits or Special Studies	<u>\$1,558,000</u>

<u>Expenditures:</u>	
Operating Expenditures	<u>\$1,558,000</u>

447

BUILDING AND NEIGHBORHOOD COMPLIANCE
(Fund 030, Subfund 060)

Revenues:

2009-10

Transfer from Unincorporated Municipal Services Area General Fund	\$5,700,000
Interagency Transfers	662,000
Building Administrative Fees	303,000
Code Fines/Lien Collections	3,910,000
Permitting Trade Fees	20,555,000
Unsafe Structures Collections	<u>1,949,000</u>
Total	<u>\$33,079,000</u>

Expenditures:

Operating Expenditures	\$29,557,000
Administrative Reimbursement	750,000
Payment of County Rent to General Services Administration	<u>2,772,000</u>
Total	<u>\$33,079,000</u>

PLANNING AND ZONING
(Fund 030, Subfund 070, Various Projects)

Revenues:

2009-10

Zoning Fees	\$7,773,000
Planning Fees	774,000
Administration	318,000
Carryover	455,000
Transfer from Countywide General Fund	2,924,000
Transfer from Unincorporated Municipal Services Area General Fund	2,256,000
Public Health Trust	<u>300,000</u>
Total	<u>\$14,800,000</u>

Expenditures:

Operating Expenditures	\$13,668,000
Administrative Reimbursement	313,000
Payment of County Rent to General Services Administration	<u>819,000</u>
Total	<u>\$14,800,000</u>

EMERGENCY MANAGEMENT
(Fund 030, Subfund 071)

Revenues:

2009-10

Transfer from Countywide General Fund	\$2,339,000
Emergency Plan Review Fees	<u>30,000</u>
Total	<u>\$2,369,000</u>

Expenditures:

Operating Expenditures	<u>\$2,369,000</u>
------------------------	--------------------

PARK AND RECREATION
General Operations
(Fund 040, Subfund 001, 002 and 003)

<u>Revenues:</u>	<u>2009-10</u>
Carryover	\$852,000
Transfer from Countywide General Fund	32,770,000
Transfer from Unincorporated Municipal Service Area General Fund	13,412,000
Fees and Charges	34,476,000
Transfers from Solid Waste Management (Fund 490)	50,000
Transfer from Two-Thirds Convention Development Tax for the Tennis Center at Crandon Park (Fund 160)	1,000,000
 Total	 <u>\$82,560,000</u>
 <u>Expenditures:</u>	
Total Operating Expenditures	\$80,642,000
Debt Payment Country Club of Miami (Project 213314)	445,000
Loan Payment to Fund 310 Project 313100 - Palmetto Mini Golf	50,000
Debt Payment - Country Club of Miami (Project 213424 and 214102)	572,000
Transfer to Marina Memorandum of Understanding (MOU) Reserve (Fund 040, Subfund 004)	851,000
 Total	 <u>\$82,560,000</u>

PARK AND RECREATION
Marina MOU Reserve
(Fund 040, Subfund 004)

<u>Revenues:</u>	<u>2009-10</u>
Carryover	\$50,000
Interest Earnings	30,000
Transfer from Marina Operating Funds (Fund 040, Subfund 003)	851,000
 Total	 <u>\$931,000</u>
 <u>Expenditures:</u>	
Capital Improvements	\$92,000
Debt Service (Sunshine Loan Payment) Project 298503 & 298500	839,000
 Total	 <u>\$931,000</u>

GENERAL SERVICES ADMINISTRATION
Internal Service Operations
(Fund 050, Various Subfunds)

<u>Revenues:</u>	<u>2009-10</u>
Internal Service Fees and Charges	\$230,012,000
Carryover	4,884,000
Transfer from Health Insurance Trust Fund	17,728,000
Transfer from Parking (Fund 030, Subfund 002)	125,000
Transfer from Retail (Fund 030, Subfund 003)	268,000
Transfer from Facilities and Utilities Management Building Reserve Fund (Fund 030, Subfund 006)	2,123,000
Intradepartmental Transfers	10,175,000
Transfer from Countywide General Fund	37,152,000
Transfer from Unincorporated Municipal Service Area General Fund	15,175,000
 Total	 <u>\$317,642,000</u>
 <u>Expenditures:</u>	
Operating Expenditures	\$276,648,000
Capital Projects Expenditures	\$1,284,000
Reimbursement to County Attorney's Office for Legal Services	3,800,000
Transfer to Capital Outlay Reserve (Fund 310)	12,578,000
Transfer to Debt Service (Fund 213, Projects 213428, 213720, 213723, and 213727)	11,969,000
Transfers to Operating Reserves	1,188,000
Intradepartmental Transfers	10,175,000
 Total	 <u>\$317,642,000</u>

449

**AMERICANS WITH DISABILITIES ACT COORDINATION
(Fund 050, Subfund 040)**

<u>Revenues:</u>	<u>2009-10</u>
Transfer from Countywide General Fund	\$358,000
Transfer from UMSA General Fund	146,000
Total	<u>\$504,000</u>
<u>Expenditures:</u>	
Operating Expenditures	<u>\$504,000</u>

**MUNICIPAL HANDICAPPED PARKING FINES
(Fund 050, Subfund 041)**

<u>Revenues:</u>	<u>2009-10</u>
Carryover	\$305,000
Municipal Parking Fines	271,000
Total	<u>\$576,000</u>
<u>Expenditures:</u>	
Disbursements to Municipalities for Americans with Disabilities Awareness Projects	<u>\$576,000</u>

**PROCUREMENT MANAGEMENT
Internal Services Operations
(Fund 050, Subfund 050)**

<u>Revenues:</u>	<u>2009-10</u>
Carryover	\$4,793,000
User Access Fees	9,547,000
Interest Earnings	49,000
Miscellaneous Revenues	6,000
Total	<u>\$14,395,000</u>
<u>Expenditures:</u>	
Operating Expenditures	\$11,147,000
Administrative Reimbursement	414,000
Operating Reserve	2,201,000
Transfer to Small Business Development (Fund 120, Subfund 121)	633,000
Total	<u>\$14,395,000</u>

**FINANCE
Internal Service Fund
(Fund 050, Subfund 053)**

<u>Revenues:</u>	<u>2009-10</u>
Carryover	\$816,000
Cash Management Fees and Other Revenues	1,291,000
Credit and Collections Charges	1,564,000
Transfer from Fund 030 for FAMIS/ADPICS	960,000
Total	<u>\$4,631,000</u>
<u>Expenditures:</u>	
Cash Management Operating Expenditures	\$2,107,000
Credit and Collections Expenditures	1,564,000
FAMIS/ADPICS Expenditures	910,000
Transfer to Capital Outlay Reserve (Fund 310, Subfund 313)	50,000
Total	<u>\$4,631,000</u>

450

**CLERK OF COURTS
Records Management
(Fund 050, Subfund 057)**

<u>Revenues:</u>	<u>2009-10</u>
Carryover	\$391,000
Fees and Charges	<u>1,645,000</u>
Total	<u>\$2,036,000</u>
<u>Expenditures:</u>	
Operating Expenditures	<u>\$2,036,000</u>

**ENTERPRISE TECHNOLOGY SERVICES
(Fund 060, Various Subfunds)**

<u>Revenues:</u>	<u>2009-10</u>
Transfer from Countywide General Fund	\$28,326,000
Transfer from Unincorporated Municipal Service Area General Fund	11,570,000
Recording Fee Revenues	2,500,000
Charges to Departments for Telephone Services	19,040,000
Transfer from Fund 100, Subfund 104, Project 104141	1,000,000
Proprietary Fees	966,000
Intra Departmental Transfers	9,381,000
Charges to Departments for Services	<u>70,704,000</u>
Total	<u>\$143,487,000</u>
<u>Expenditures:</u>	
Operating Expenditures	\$122,499,000
Charges for Telephone Services	\$17,231,000
Charges to Debt Service (Project 298500 & 298300)	1,809,000
Charges to Debt Service (Project 213724)	383,000
Transfer to COR for Cyber Security Debt Service	<u>1,565,000</u>
Total	<u>\$143,487,000</u>

**ENVIRONMENTAL RESOURCES MANAGEMENT
Environmentally Endangered Lands Program (EEL)
(Fund 080, Subfunds 081 and 082)**

<u>Revenues:</u>	<u>2009-10</u>
Carryover for Land Acquisition	\$45,455,000
Carryover of Restricted Reserves for Land Management	20,000,000
Reimbursement from Building Better Communities GOB Program	4,502,000
Miscellaneous Reimbursements	2,368,000
Interest Earnings	<u>1,792,000</u>
Total	<u>\$74,117,000</u>
<u>Expenditures:</u>	
Transfer to Environmental Resources Management for EEL Administration, Planning and Design (Fund 030, Subfund 039)	\$1,058,000
Land Acquisition	4,209,000
Land Management	3,031,000
Reimbursement to Public Works for Land Acquisition Costs	250,000
Cash Reserve	<u>65,569,000</u>
Total	<u>\$74,117,000</u>

**MIAMI-DADE LIBRARY SYSTEM
Operations
(Fund 090, Subfund 091)**

Revenues:

	<u>2009-10</u>
Property Taxes (Tax Roll:\$202,344,136,687)	\$49,402,000
Carryover (Operating)	66,374,000
State Aid to Public Libraries	1,000,000
Library Fines and Fees	869,000
Interest Earnings	494,000
Miscellaneous Revenue	<u>103,000</u>
Total	<u>\$118,242,000</u>

Expenditures:

Library Operations	\$51,282,000
Books and Materials Purchases	3,149,000
Administrative Reimbursement	2,889,000
Transfer to Fund 090 095	1,244,000
Transfer to Fund 310 311	822,000
Debt Service	1,824,000
Library Start-up Costs	980,000
Payment of County Rent to General Services Administration	4,069,000
Operating Reserves	<u>51,983,000</u>
Total	<u>\$118,242,000</u>

**MIAMI-DADE LIBRARY SYSTEM
Capital Plan Projects
(Fund 090, Subfund 095)**

Revenues:

	<u>Prior Years</u>	<u>FY 2009-10</u>	<u>Future Years</u>	<u>Total</u>
Library Taxing District (Transfer from Fund 090 091)	\$378,000	\$1,244,000	\$20,500,000	\$22,122,000

Expenditures:

	<u>Prior Years</u>	<u>FY 2009-10</u>	<u>Future Years</u>	<u>Total</u>
Coral Gables	\$0	\$0	\$2,250,000	\$2,250,000
Coral Reef	100,000	90,000	800,000	990,000
Kendall	0	0	2,896,000	2,896,000
Little River	0	0	438,000	438,000
Miami Lakes	0	175,000	225,000	4,000,000
Miscellaneous Projects	0	0	11,548,000	11,548,000
Total	<u>\$100,000</u>	<u>\$265,000</u>	<u>\$18,157,000</u>	<u>\$22,122,000</u>

**LAW LIBRARIES
(Fund 100, Subfund 102, Project 102001)**

Revenues:

	<u>2009-10</u>
Criminal Court Costs Fees	\$428,000
Service Charges	298,000
Occupational Licenses	85,000
Miscellaneous Revenue	51,000
Interest Earnings	<u>1,000</u>
Total	<u>\$863,000</u>

Expenditures:

Operating Expenditures	<u>\$863,000</u>
------------------------	-------------------------

**LAW LIBRARIES B (AOC)
(Fund 100, Subfund 102, Project 102004)**

Revenues:

	<u>2009-10</u>
Carryover	<u>\$791,000</u>

Expenditures:

Operating Expenditures	<u>\$791,000</u>
------------------------	-------------------------

452

LEGAL AID SOCIETY
(Fund 100, Subfund 103)

Revenues:

2009-10

Transfer from Countywide General Fund	\$1,376,000
Miscellaneous Revenue	814,000
Civil Pro Bono Program Revenue	661,000
Criminal Court Costs Fees	428,000
Carryover	355,000
Victims of Crime Act Grant	90,000
Community-based Organization	20,000
Total	<u>\$3,744,000</u>

Expenditures:

Operating Expenditures	<u>\$3,744,000</u>
------------------------	--------------------

OFFICE OF FILM AND ENTERTAINMENT
(Fund 100, Subfund 104, Project 104123)

Revenues:

2009-10

Transfer from Countywide General Fund	\$302,000
Miscellaneous Revenue	\$91,000
Film Application Fees	80,000
Total	<u>\$473,000</u>

Expenditures:

Operating Expenditures	<u>\$473,000</u>
------------------------	------------------

Protocol Fund
(Fund 100, Subfund 104, Project 104126)

Revenues:

2009-10

Carryover	<u>\$15,000</u>
-----------	-----------------

Expenditures:

Operating Expenditures	<u>\$15,000</u>
------------------------	-----------------

THE JAY MALINA INTERNATIONAL TRADE CONSORTIUM
(Fund 100, Subfund 104, Project 104140)

Revenues:

2009-10

Contribution from Miami-Dade Seaport Department	\$295,000
Contribution from Greater Miami Convention & Visitors Bureau	100,000
Transfer from Countywide General Fund	878,000
Total	<u>\$1,273,000</u>

Expenditures:

Operating Expenditures	<u>\$1,273,000</u>
------------------------	--------------------

ENTERPRISE TECHNOLOGY SERVICES DEPARTMENT
800 Megahertz Radio System Maintenance
(Fund 100, Subfund 104, Project 104141)

Revenues:

2009-10

Traffic Fines	<u>\$1,000,000</u>
---------------	--------------------

Expenditures:

Transfer to Fund 060, Subfund 004	<u>\$1,000,000</u>
-----------------------------------	--------------------

Driving While License Suspended Traffic School (AOC)
(Fund 100, Subfund 106, Project 106003)

<u>Revenues:</u>	<u>2009-10</u>
Carryover	\$422,000
Program Fees	450,000
Interest	<u>15,000</u>
Total	<u>\$887,000</u>
 <u>Expenditures:</u>	
Operating Expenditures	<u>\$887,000</u>

Court Standby Program (SAO)
(Fund 100, Subfund 106, Project 106005)

<u>Revenues:</u>	<u>2009-10</u>
Carryover	\$254,000
Transfer from the Miami-Dade Police Department	164,000
Interest Earnings	2,000
Contribution from Municipal Police Departments	<u>250,000</u>
Total	<u>\$670,000</u>
 <u>Expenditures:</u>	
Operating Expenditures	<u>\$670,000</u>

Self Help Unit (AOC)
(Fund 100, Subfund 106, Project 106006)

<u>Revenues:</u>	<u>2009-10</u>
Carryover	\$676,000
Interest Earnings	2,000
Program Income	<u>790,000</u>
Total	<u>\$1,468,000</u>
 <u>Expenditures:</u>	
Operating Expenditures	<u>\$1,468,000</u>

Miami-Dade County Adult Drug Court (AOC)
(Fund 100, Subfund 106, Project 106007)

<u>Revenues:</u>	<u>2009-10</u>
Carryover	<u>\$44,000</u>
 <u>Expenditures:</u>	
Operating Expenditures	<u>\$44,000</u>

**JUVENILE SERVICES
Teen Court
(Fund 100, Subfund 106, Project 106129)**

<u>Revenues:</u>	<u>2009-10</u>
Carryover	\$1,329,000
Traffic Court Fees	1,200,000
Interest	<u>25,000</u>
Total	<u>\$2,554,000</u>
<u>Expenditures:</u>	
Operating Expenditures	\$1,804,000
Reserve for Future Expenditures	<u>750,000</u>
Total	<u>\$2,554,000</u>

**GENERAL SERVICES ADMINISTRATION
Caleb Center Special Revenue Fund
(Fund 100, Subfund 107, Project 107032)**

<u>Revenues:</u>	<u>2009-10</u>
Carryover	\$260,000
Facility Rental Fees	50,000
Interest Earnings	<u>5,000</u>
Total	<u>\$315,000</u>
<u>Expenditures:</u>	
Facility Improvements (Current and Future)	<u>\$315,000</u>

**OFFICE OF INSPECTOR GENERAL
(Fund 100, Subfund 108, Project 108000)**

<u>Revenues:</u>	<u>2009-10</u>
Carryover	\$587,000
Costs for Audits on County Contracts	2,275,000
Miami International Airport Oversight	400,000
Miami-Dade Water and Sewer Department Oversight	200,000
Solid Waste Management Oversight	50,000
Miami-Dade County School Board	350,000
Miscellaneous Revenue	10,000
Miami-Dade Transit	100,000
Interest Earnings	<u>10,000</u>
Total	<u>\$3,982,000</u>
<u>Expenditures:</u>	
Operating Expenditures	<u>\$3,982,000</u>

**COMMISSION ON ETHICS AND PUBLIC TRUST
(Fund 100, Subfund 108, Project 108001)**

<u>Revenues:</u>	<u>2009-10</u>
Clerk of the Board (Lobbyist Trust Fund)	<u>\$25,000</u>
<u>Expenditures:</u>	
Operating Expenditures	<u>\$25,000</u>

**LEASE SUBLEASE AGREEMENT
Special Revenue Fund
(Fund 100, Subfund 109)**

<u>Revenues:</u>	<u>2009-10</u>
Rental Income	\$4,300,000
Interest Income	2,846,000
Capital Reserve	<u>1,593,000</u>
Total	<u>\$8,739,000</u>
<u>Expenditures:</u>	
Rental Expense	<u>\$8,739,000</u>

**EMERGENCY MANAGEMENT AND HOMELAND SECURITY
(Fund 100, Subfund 111)**

<u>Revenues:</u>	<u>2009-10</u>
Radiological Emergency Preparedness Agreement	<u>\$309,000</u>
<u>Expenditures:</u>	
Operating Expenditures	<u>\$309,000</u>

**CORRECTIONS AND REHABILITATION
Special Revenue Operations
(Fund 110, Subfund 111)**

<u>Revenues:</u>	<u>2009-10</u>
Carryover	\$1,818,000
Subsistence Fees and Uniforms	1,340,000
Jail Commissary Commission	864,000
Monitored Release Fees	571,000
Medical Fees	20,000
Rehabilitation Program Receipts	135,000
Interest	51,000
Law Enforcement Education Fund (Second Dollar Fines)	150,000
Food Catering Service Receipts	85,000
Pretrial Volunteer Receipts	20,000
Inmate Industries	<u>450,000</u>
Total	<u>\$5,504,000</u>
<u>Expenditures:</u>	
Jail Commissary	\$226,000
Monitored Release	625,000
Rehabilitation Work Crew Expenses (Boot Camp)	192,000
Law Enforcement Education	228,000
Inmate Industry Operations	450,000
Fee Supported Boot Camp Expenditures	1,340,000
Other Operating Expenses	1,770,000
Transfer to Inmate Welfare Trust Fund (Fund 600, Subfund 601)	<u>673,000</u>
Total	<u>\$5,504,000</u>

456

MIAMI-DADE POLICE DEPARTMENT (MDPD)
Special Revenue Operations
(Fund 110, Subfund 112)

<u>Revenues:</u>	<u>2009-10</u>
Transfer from Unincorporated Municipal Service Area General Fund	\$4,455,000
Carryover	1,773,000
First Dollar Fines	160,000
Second Dollar Fines	325,000
Law Enforcement Training Traffic Violation Fines	1,000,000
School Crossing Guard Parking Ticket Surcharge (Transfer from Fund 110, Subfund 115)	<u>1,885,000</u>
Total	<u>\$9,598,000</u>

<u>Expenditures:</u>	
Education and Training	\$2,970,000
School Crossing Guard Program	<u>6,628,000</u>
Total	<u>\$9,598,000</u>

JUVENILE SERVICES
(Fund 110, Subfund 112, Project 112200)

<u>Revenues:</u>	<u>2009-10</u>
Traffic Ticket Surcharge	<u>\$428,000</u>

<u>Expenditures:</u>	
Juvenile Assessment Center Expenditures	<u>\$428,000</u>

MEDICAL EXAMINER
Special Services Fund
(Fund 110, Subfund 113, Project 113030)

<u>Revenues:</u>	<u>2009-10</u>
Transfer from Countywide General Fund	\$9,155,000
Service Fees	<u>530,000</u>
Total	<u>\$9,685,000</u>

<u>Expenditures:</u>	
Operating Expenditures	<u>\$9,685,000</u>

CONSUMER SERVICES
Community Antenna Television (CATV) Systems
Capital Contribution Fund
(Fund 110, Subfund 114)

<u>Revenues:</u>	<u>2009-10</u>
Capital Contribution	\$405,000
Carryover	<u>116,000</u>
Total	<u>\$521,000</u>

<u>Expenditures:</u>	
Transfer to Capital Outlay Reserve (Fund 310)	\$405,000
Transfer to Fund 030, Subfund 032	<u>116,000</u>
Total	<u>\$521,000</u>

**SCHOOL CROSSING GUARD TRUST FUND
(Fund 110, Subfund 115)**

<u>Revenues:</u>	<u>2009-10</u>
Parking Ticket Surcharge for School Crossing Guard (Transfer from Fund 110, Subfund 112)	\$3,235,000
Interest Earnings	<u>45,000</u>
Total	<u>\$3,280,000</u>
 <u>Expenditures:</u>	
Transfer to Miami-Dade Police Department (Fund 110, Subfund 112)	\$1,885,000
Disbursements to Municipalities	<u>1,395,000</u>
Total	<u>\$3,280,000</u>

**SMALL BUSINESS DEVELOPMENT
(Fund 120, Subfund 121)**

<u>Revenues:</u>	<u>2009-10</u>
Transfer from Procurement Management (User Access Fee) (Fund 050, Subfund 050)	\$633,000
Transfer from Capital Working Fund	3,723,000
Contract Monitoring Fees	1,214,000
Carryover	<u>122,000</u>
Total	<u>\$5,692,000</u>
 <u>Expenditures:</u>	
Operating Expenditures	<u>\$5,692,000</u>

**ECONOMIC DEVELOPMENT
BEACON COUNCIL
(Fund 120, Subfund 122)**

<u>Revenues:</u>	<u>2009-10</u>
Local Business Tax Receipts	<u>\$3,671,000</u>
 <u>Expenditures:</u>	
Transfer to Beacon Council	<u>\$3,671,000</u>

**PARK AND RECREATION
Miami Metrozoo
(Fund 125, Subfund 126)**

<u>Revenues:</u>	<u>2009-10</u>
Carryover	\$602,000
Transfer from Countywide General Fund	10,095,000
Admission and Concession Fees	<u>8,320,000</u>
Total	<u>\$19,017,000</u>
 <u>Expenditures:</u>	
Loan Payment to Fund 310, Project 313100 for the Carousel	\$93,000
Operating Expenditures	<u>18,924,000</u>
Total	<u>\$19,017,000</u>

DEPARTMENT OF CULTURAL AFFAIRS
(Fund 125, Subfund 127)

<u>Revenues:</u>	<u>2009-10</u>
Carryover	\$4,655,000
Transfer from Tourist Development Tax (TDT) (Fund 150, Subfund 151)	2,676,000
National Endowment for the Arts - ARRA Grant	250,000
Convention Development Tax Proceeds (Fund 160)	1,770,000
State of Florida Artistic Automobile License Tag Revenue	50,000
Children's Trust Grant	1,152,000
John S. & James L. Knight Foundation Grant	400,000
 Total	 <u>\$10,953,000</u>
 <u>Expenditures:</u>	
Administrative Expenditures	\$1,412,000
Artistic License/Arts Education Programs	592,000
Culture Shock Miami	566,000
Grant allocations to Community-based Organizations	1,530,000
National Endowment for the Arts - ARRA Grants to Organization	250,000
South Miami-Dade Cultural Arts Center operational funding	5,325,000
Summer Arts & Science Camps for Kids Grants	350,000
Youth Arts Enrichment Grants	300,000
Youth Arts Miami Grants	300,000
Grant Encumbrances/Prior Year Payables	328,000
 Total	 <u>\$10,953,000</u>

DEPARTMENT OF CULTURAL AFFAIRS
Art in Public Places Program
(Fund 125, Subfund 128)

<u>Revenues:</u>	<u>2009-10</u>
Carryover	\$1,304,000
Revenues from Proprietary Capital Projects	3,389,000
 Total	 <u>\$4,693,000</u>
 <u>Expenditures:</u>	
Administrative Expenditures	\$1,169,000
Artwork and Program Expenditures	2,250,000
Administrative Reimbursement	20,000
Transfer to Capital Expenditures for Maintenance	250,000
Reserve for Artwork and Program Expenditures	1,004,000
 Total	 <u>\$4,693,000</u>

PARK AND RECREATION
Capital Grants
(Fund 130)

<u>Revenues:</u>	<u>2009-10</u>
Grant Revenue	\$8,500,000
 <u>Expenditures:</u>	
Boating-related improvements	\$1,000,000
Greenway and Trails Network	4,000,000
Children's Trust Program	2,000,000
Land Acquisitions	500,000
Auditorium Improvements	500,000
Other Park Improvements	500,000
 Total	 <u>\$8,500,000</u>

**STORMWATER UTILITY FUND
(Fund 140, Subfund 141)**

<u>Revenues:</u>	<u>2009-10</u>
Carryover	\$51,536,000
Stormwater Utility Fees	32,965,000
Stormwater Bond Proceeds	1,499,000
Municipal Reimbursements	1,776,000
Miscellaneous Reimbursements	2,000,000
Grants from Fund 720	70,000
Interest Earnings	<u>1,050,000</u>
 Total	 <u>\$90,896,000</u>

<u>Expenditures:</u>	
Transfers:	
Stormwater Utility Capital Improvement Program (Fund 310, Subfund 316)	\$15,854,000
Debt Service Revenue Fund (Project 211101, 1999 Series)	2,900,000
Debt Service Revenue Fund (Project 211101, 2004 Series)	4,716,000
Environmental Resources Management Operations (Fund 140, Subfund 142)	9,486,000
Public Works Operations (Fund 140, Subfund 143)	23,973,000
Cash Reserve for Capital Projects	<u>33,967,000</u>
 Total	 <u>\$90,896,000</u>

**STORMWATER UTILITY PROGRAM
Environmental Resources Management-Operations
(Fund 140, Subfund 142)**

<u>Revenues:</u>	<u>2009-10</u>
Transfer from Stormwater Utility Fund (Fund 140, Subfund 141)	<u>\$9,486,000</u>

<u>Expenditures:</u>	
Administrative Reimbursement	\$313,000
Consumer Services Department National Pollution Discharge Elimination System	40,000
Stormwater Utility Billing and Collections	3,008,000
Stormwater Planning	4,822,000
Stormwater National Pollutant Discharge Elimination System and Flood Control	1,101,000
Stormwater Special Projects	<u>202,000</u>
 Total	 <u>\$9,486,000</u>

**PUBLIC WORKS
Drainage Operations
(Fund 140, Subfund 143)**

<u>Revenues:</u>	<u>2009-10</u>
Transfer from Stormwater Utility Fund (Fund 140, Subfund 141)	<u>\$23,972,000</u>

<u>Expenditures:</u>	
Municipal and Unincorporated Municipal Service Area Canal Maintenance and Drain Cleaning	\$22,367,000
Intradepartmental Transfers	<u>1,605,000</u>
 Total	 <u>\$23,972,000</u>

460

**HOMELESS TRUST
Reserves
(Fund 150, Subfund 150)**

<u>Revenues:</u>	<u>2009-10</u>
Carryover - Capital Reserve	\$1,962,000
Interest Income	90,000
Carryover - Tax Equalization Reserve	<u>2,566,000</u>
Total	<u>\$4,618,000</u>
 <u>Expenditures:</u>	
Capital Reserve	\$1,962,000
Tax Equalization Reserve	1,821,000
Transfer to Homeless Trust Operations and Capital (Fund 150, Subfund 155)	<u>835,000</u>
Total	<u>\$4,618,000</u>

**TOURIST DEVELOPMENT TAX
(Fund 150, Subfund 151)**

<u>Revenues:</u>	<u>2009-10</u>
Tourist Development Tax	<u>\$13,133,000</u>
 <u>Expenditures:</u>	
Advertising and Promotion (Convention and Visitors Bureau)	\$6,670,000
Debt Service Payments (Ballpark Stadium Project)	2,540,000
Transfer to Cultural Affairs Council (CAC) (Fund 125, Subfund 127)	2,445,000
Transfer to CAC (Fund 720, Subfund 721)	95,000
Tourist Development Council (TDC) Grants	950,000
Administrative Reimbursement	260,000
Transfer to Fund 125, Subfund 127 for TDC Administrative Support	<u>173,000</u>
Total	<u>\$13,133,000</u>

**TOURIST DEVELOPMENT SURTAX
(Fund 150, Subfund 152)**

<u>Revenues:</u>	<u>2009-10</u>
Tourist Development Tax	<u>\$4,412,000</u>
 <u>Expenditures:</u>	
Advertising and Promotion (Convention and Visitors Bureau)	\$4,167,000
Administrative Reimbursement	87,000
Transfer to Fund 125, Subfund 127 for TDC Administrative Support	58,000
TDC Grants	<u>100,000</u>
Total	<u>\$4,412,000</u>

**PROFESSIONAL SPORTS FRANCHISE FACILITY TAX
(Fund 150, Subfund 154)**

<u>Revenues:</u>	<u>2009-10</u>
Professional Sports Franchise Facility Tax	<u>\$6,567,000</u>
 <u>Expenditures:</u>	
Transfer to Debt Service Fund (Project 205800)	<u>\$6,567,000</u>

4161

**HOMELESS TRUST
Operations and Capital
(Fund 150, Subfund 155)**

<u>Revenues:</u>	<u>2009-10</u>
Food and Beverage Tax (1%) Proceeds	\$11,272,000
Private Sector Contribution	200,000
Food and Beverage Tax Interest	80,000
Carryover	969,000
Transfer from Homeless Trust Reserves (Fund 150, Subfund 150)	835,000
Transfer from Domestic Violence Oversight Board Trust Fund (Fund 150, SubFund 156)	2,088,000
Transfer from Countywide General Fund	<u>100,000</u>
 Total	 <u>\$15,544,000</u>

<u>Expenditures:</u>	
Homeless Trust Operations	\$13,229,000
Domestic Violence Shelter Operations	2,188,000
Payment of County Rent to General Services Administration	\$70,000
Administrative Reimbursement	<u>57,000</u>
 Total	 <u>\$15,544,000</u>

**HOMELESS TRUST
DOMESTIC VIOLENCE OVERSIGHT BOARD TRUST FUND
(Fund 150, Subfund 156)**

<u>Revenues:</u>	<u>2009-10</u>
Carryover	\$8,014,000
Food and Beverage Tax (1%) Proceeds	1,990,000
Food and Beverage Interest	<u>204,000</u>
 Total	 <u>\$10,208,000</u>

<u>Expenditures:</u>	
Transfer to Homeless Trust Operations and Capital (Fund 150, Subfund 155)	\$2,088,000
Reserve for Future Year Domestic Violence Center Operations and Construction	<u>8,120,000</u>
 Total	 <u>\$10,208,000</u>

**CONVENTION DEVELOPMENT TAX
(Fund 160)**

<u>Revenues:</u>	<u>2009-10</u>
Convention Development Tax Proceeds	\$36,586,000
Shortfall Reserve	22,833,000
Performing Arts Center Repayment	1,500,000
Basketball Properties- Development Agreement Fees	<u>111,000</u>
 Total	 <u>\$61,030,000</u>

<u>Expenditures:</u>	
Debt Service Fund (Projects 206100, 206300, 206602)	\$20,905,000
Payment to the City of Miami Beach	4,500,000
Payment to the City of Miami	3,000,000
Transfer to Cultural Programs (Museum Operating Grants) (Fund 030, Subfund 033)	2,975,000
Park and Recreation (Fund 040)	1,000,000
Arena Management	500,000
Cultural Affairs Grants	1,000,000
Performing Arts Center Trust Operating Subsidy	5,179,000
Performing Arts Center Trust Subsidy	7,650,000
American Airlines Arena-related Costs	6,400,000
South Dade Operating Subsidy	770,000
Transfer to Vizcaya Operating Subsidy (Fund 450, Subfund 001)	981,000
Reserve for Debt Service and Shortfall Reserve	<u>6,170,000</u>
 Total	 <u>\$61,030,000</u>

462

HOUSING FINANCE AUTHORITY
(Fund 170, Subfund 040)

<u>Revenues:</u>	<u>2009-10</u>
Housing Fees and Charges	\$1,037,000
Carryover	3,686,000
Interest Income	1,080,000
Miscellaneous Revenues	<u>5,000</u>
Total	<u>\$5,808,000</u>

<u>Expenditures:</u>	
Operating Expenditures	\$2,224,000
Reserves	<u>3,584,000</u>
Total	<u>\$5,808,000</u>

CAPITAL WORKING FUND

<u>Revenues:</u>	<u>2009-10</u>
Transfer from Capital funds	<u>\$6,093,000</u>

<u>Expenditures:</u>	
Transfer to Office of Strategic Business Management	\$152,000
Transfer to Small Business Development (Fund 120, Subfund 121)	3,723,000
Transfer to Office of Capital Improvements (Fund 030, Subfund 023)	<u>2,218,000</u>
Total	<u>\$6,093,000</u>

DEBT SERVICE FUND

General Obligation Bonds

General Obligation Bonds – Fund 201
Fund Type: D1 – Subfund: 2A1
Interest and Sinking Fund

Project: 201100

<u>Revenues:</u>	<u>2009-10</u>
Ad Valorem – Countywide (Tax Roll: \$222,141,817,140)	\$7,031,000
Interest Earned on Good Faith Deposit	10,000
Interest on Deposits and Investments	9,000
Programmed Cash Reserve	<u>2,500,000</u>
Total	<u>\$9,550,000</u>

<u>Expenditures:</u>	
Principal Payments on Bonds	\$3,685,000
Interest Payments on Bonds	3,352,000
Reserve for Bond Service	2,500,000
Trustee and Paying Agent Fees	7,000
Other General and Administrative Expenses	2,000
Arbitrage Rebate Computation Services	<u>4,000</u>
Total	<u>\$9,550,000</u>

4163

Safe Neighborhood Park Program Bonds

General Obligation Bonds – Fund 201

Fund Type: D1 – Subfund: 2A1

Interest and Sinking Fund

Project: 201117

Revenues:

	<u>2009-10</u>
Ad Valorem – Countywide (Tax Roll: \$222,141,817,140)	\$7,571,000
Programmed Cash Reserve	3,000,000
Interest on Deposits and Investments	<u>10,000</u>
Total	<u>\$10,581,000</u>

Expenditures:

Principal Payments of Bonds	\$2,515,000
Interest Payments on Bonds	4,827,000
Reserve for Bond Service	3,206,000
Transfer to Bond Administration (Fund 030, Subfund 031)	18,000
Other General and Administrative Expenses	6,000
Arbitrage Rebate Computation Services	<u>9,000</u>
Total	<u>\$10,581,000</u>

Building Better Communities Program Bonds

General Obligation Bonds – Fund 201

Fund Type: D1 – Subfund: 2A1

Interest and Sinking Fund

Project: 201119

Revenues:

	<u>2009-10</u>
Ad Valorem – Countywide (Tax Roll: \$222,141,817,140)	\$65,591,000
Programmed Cash Reserve	15,000,000
Interest on Deposits and Investments	<u>225,000</u>
Total	<u>\$80,816,000</u>

Expenditures:

Principal Payments on Bonds	\$7,060,000
Interest Payments on Bonds	36,500,000
Reserve for Bond Service	37,132,000
Transfer to Bond Administration (Fund 030, Subfund 031)	109,000
Other General and Administrative Expenses	5,000
Arbitrage Rebate Computation Services	<u>10,000</u>
Total	<u>\$80,816,000</u>

Fire Rescue District Bonds

Special Obligation Bonds – Fire Rescue District – Fund 203
Fund Type: D3 – Subfund: 2F1
Fire Rescue District Series “1996 and 2002” – Debt Service Fund

Project: 203101

<u>Revenues:</u>	<u>2009-10</u>
Ad Valorem – Fire Rescue District (Tax Roll: \$132,173,050,313)	\$5,274,000
Programmed Cash Reserve	2,600,000
Interest on Deposits and Investments	<u>40,000</u>
Total	<u>\$7,914,000</u>
<u>Expenditures:</u>	
Principal Payments on Bonds	\$4,300,000
Interest Payments on Bonds	966,000
Reserve for Future Debt Service	2,623,000
Transfer to Bond Administration (Fund 030, Subfund 031)	13,000
Other General and Administrative Expenses	6,000
Arbitrage Rebate Computation Service	<u>6,000</u>
Total	<u>\$7,914,000</u>

Guaranteed Entitlement

Special Obligation Bonds – Guaranteed Entitlement – Fund 204
Fund Type: D4 – Subfund: 2G1
Guaranteed Entitlement Revenue Fund

Project: 204101

<u>Revenues:</u>	<u>2009-10</u>
Total Guaranteed Entitlement Receipts (Transfer from State Revenue Sharing - Fund 510, Subfund 512)	<u>\$13,631,000</u>
<u>Expenditures:</u>	
Transfers to Bond Service Account: Series 2007 Bonds (Project 204614)	<u>\$13,631,000</u>

Special Obligation Bonds – Guaranteed Entitlement – Fund 204
Fund Type: D4 – Subfund: 2G3
Guaranteed Entitlement Refq. Series “1988” – Bond Service Account

Project: 204311

<u>Revenues:</u>	<u>2009-10</u>
Programmed Cash Reserve	<u>\$7,000</u>
<u>Expenditures:</u>	
Arbitrage Rebate Computation Services	<u>\$7,000</u>

Special Obligation Bonds – Guaranteed Entitlement – Fund 204
Fund Type : D4 – Subfund: 2G5
Guaranteed Entitlement Refq. Series “1995” – Bond Service Account

Project: 204513

<u>Revenues:</u>	<u>2009-10</u>
Programmed Cash Reserve	<u>\$6,000</u>
<u>Expenditures:</u>	
Arbitrage Rebate Computation Services	<u>\$6,000</u>

465

Special Obligation Bonds – Guaranteed Entitlement – Fund 204
Fund Type : D4 – Subfund: 2G7
Guaranteed Entitlement Refg. Series “2007” – Bond Service Account

Project: 204614

<u>Revenues:</u>	<u>2009-10</u>
Interest Earnings	\$40,000
Programmed Cash Reserve	2,273,000
Transfer from Revenue Account (Project 204101)	<u>13,631,000</u>
Total	<u>\$15,944,000</u>
<u>Expenditures:</u>	
Principal Payment on Bonds – Series 2007	\$8,805,000
Interest Payments on Bonds – Series 2007	4,828,000
Reserve for Future Debt Service	2,272,000
Transfer to Bond Administration (Fund 030, Subfund 031)	34,000
General Admin Services	3,000
Arbitrage Rebate Computation Services	<u>2,000</u>
Total	<u>\$15,944,000</u>

Professional Sports Franchise Tax Bonds

Special Obligation Bonds – Prof. Sports Franchise Tax - Fund 205
Fund Type: D5 - Subfund: 2S8
Prof. Sports Franchise Tax – Revenue Fund

Project: 205800

<u>Revenues:</u>	<u>2009-10</u>
Transfer from Tourist Development Tax (Fund 150; Sufund 151)	\$2,540,000
Transfer from Professional Sports Franchise Tax Revenue Fund 150, Subfund 154	<u>6,567,000</u>
Total	<u>\$9,107,000</u>
<u>Expenditures:</u>	
Transfer to Surplus Fund (Project 205804)	\$848,000
Transfer to Debt Service Fund – Series 2009 C (Project 205921)	3,906,000
Transfer to Debt Service Fund – Series 2009 D (Project 205931)	346,000
Transfer to debt Service Fund - Series 2009E (Project 205941)	<u>4,007,000</u>
Total	<u>\$9,107,000</u>

Special Obligation Bonds – Prof. Sports Franchise Tax – Fund 205
Fund Type: D5 – Subfund: 2S8
Prof. Sports Franchise Tax Refunding – Surplus Fund

Project: 205804

<u>Revenues:</u>	<u>2009-10</u>
Transfer from Revenue Fund (Project 205800)	\$848,000
Interest Earnings	15,000
Programmed Cash Reserve	<u>3,318,000</u>
Total	<u>\$4,181,000</u>
<u>Expenditures:</u>	
Transfer to Project 213426 (Cap. Asst Acq. Bds 02A- Crandon Clubhouse)	\$304,000
Transfer to Project 214104 (SO Notes 08A- Crandon Clubhouse)	173,000
Reserve for Future Debt Service	<u>3,704,000</u>
Total	<u>\$4,181,000</u>

466

Special Obligation Bonds – Prof. Sports Franchise Tax – Fund 205
Fund Type: D5 – Subfund: 2S9
Prof. Sports Franchise Tax Refunding – Series "2009A" Debt Service Fund

Project: 205901

<u>Revenues:</u>	<u>2009-10</u>
Cash Carryover - Bond Proceeds	<u>\$10,000</u>
<u>Expenditures:</u>	
Cost of Issuance Expenses	<u>\$10,000</u>

Special Obligation Bonds – Prof. Sports Franchise Tax – Fund 205
Fund Type: D5 – Subfund: 2S9
Prof. Sports Franchise Tax Refunding – Taxable Series "2009B" Debt Service Fund

Project: 205911

<u>Revenues:</u>	<u>2009-10</u>
Cash Carryover - Bond Proceeds	\$10,000
Programmed Cash Carryover	<u>540,000</u>
Total	<u>\$550,000</u>
<u>Expenditures:</u>	
Cost of Issuance Expenses	\$10,000
Interest Payment on Bonds	264,000
Reserve for Future Debt Service	273,000
Transfer to Bond Administration (Fund 030, Subfund 031)	1,000
Arbitrage Rebate Computation Services	<u>2,000</u>
Total	<u>\$550,000</u>

Special Obligation Bonds – Prof. Sports Franchise Tax – Fund 205
Fund Type: D5 – Subfund: 2S9
Prof. Sports Franchise Tax Revenue – Series "2009C" Debt Service Fund

Project: 205921

<u>Revenues:</u>	<u>2009-10</u>
Programmed Cash Reserve	\$948,000
Transfer from Revenue Fund (Project 205800)	<u>3,906,000</u>
Total	<u>\$4,854,000</u>
<u>Expenditures:</u>	
Interest Payment on Bonds	\$2,845,000
Reserve for Future Debt Service	2,000,000
Transfer to Bond Administration (Fund 030, Subfund 031)	7,000
Other General and Administrative Expenses	<u>2,000</u>
Total	<u>\$4,854,000</u>

4167

Special Obligation Bonds – Prof. Sports Franchise Tax – Fund 205
Fund Type: D5 – Subfund: 2S9
Prof. Sports Franchise Tax Revenue – Taxable Series "2009D" Debt Service Fund

Project: 205931

<u>Revenues:</u>	<u>2009-10</u>
Programmed Cash Reserve	\$87,000
Transfer from Revenue Fund (Project 205800)	<u>346,000</u>
Total	<u>\$433,000</u>

<u>Expenditures:</u>	
Principal Payment on Bonds	\$253,000
Interest Payment on Bonds	177,000
Reserve for Future Debt Service	1,000
Transfer to Bond Administration (Fund 030, Subfund 031)	<u>2,000</u>
Arbitrage Rebate Computation Services	
Total	<u>\$433,000</u>

Special Obligation Bonds – Prof. Sports Franchise Tax – Fund 205
Fund Type: D5 – Subfund: 2S9
Prof. Sports Franchise Tax Revenue – Variable Rate Series "2009E" Debt Service Fund

Project: 205941

<u>Revenues:</u>	<u>2009-10</u>
Cash Carryover - Bond Proceeds	\$10,000
Programmed Cash Reserve	563,000
Transfer from Revenue Fund (Project 205800)	<u>4,007,000</u>
Total	<u>\$4,580,000</u>

<u>Expenditures:</u>	
Costs of Issuance Expenses	
Principal Payment on Bonds	\$10,000
Interest Payment on Bonds	1,859,000
Reserve for Future Debt Service	1,304,000
Transfer to Bond Administration (Fund 030, Subfund 031)	5,000
Arbitrage Rebate Computation Services	2,000
Other General and Administrative Expenses (LOC and Remarketing)	<u>1,400,000</u>
Total	<u>\$4,580,000</u>

Convention Development Tax Bonds

Special Obligation and Refunding Bonds – (CDT) – Fund 206
Fund Type: D5 – Subfund: 2P1
Spec. Oblig. & Refg. Bonds (CDT) – Series "1996A & B" – Revenue Fund

Project: 206100

<u>Revenues:</u>	<u>2009-10</u>
Interfund Transfer – Convention Development Tax Trust (Fund 160)	\$9,482,000
CDT SWAP Receipts	<u>1,000,000</u>
Total	<u>\$10,482,000</u>

<u>Expenditures:</u>	
Series 1996B Bonds (Project 206201)	<u>\$10,482,000</u>

468

Special Obligation and Refunding Bonds – (CDT) – Fund 206
Fund Type: D5 – Subfund 2P2
Spec. Obliq. & Refq. Bonds (CDT) – Series “1996B” – Debt Service Fund

Project: 206201

Revenues:

	<u>2009-10</u>
Programmed Cash Reserve – Series 1996B	\$6,273,000
Interest Earnings	30,000
Transfer from Revenue Fund – CDT SWAP Receipts	1,000,000
Transfer from Revenue Fund – CDT Receipts (Project 206100)	<u>9,482,000</u>
Total	<u>\$16,785,000</u>

Expenditures:

Principal Payments on Bonds	\$2,135,000
Interest Payments on Bonds	5,201,000
Reserve for Future Debt Service-Series 1996B	9,418,000
Transfer to Bond Administration (Fund 030, Subfund 031)	18,000
Trustee/Paying Agent Services & Fees	3,000
Arbitrage Rebate Computation Services	<u>10,000</u>
Total	<u>\$16,785,000</u>

Special Obligation and Refunding Bonds – (CDT) – Fund 206
Fund Type: D5 – Subfund 2P2
Spec. Obliq. & Refq. Bonds (CDT) – Series “1996B” – Reserve Fund

Project: 206202

Revenues:

	<u>2009-10</u>
Programmed Surety Bond Reserve (Non-Cash)	<u>\$16,579,000</u>

Expenditures:

Reserve for Future Debt Service	<u>\$16,579,000</u>
---------------------------------	----------------------------

Special Obligation and Refunding Bonds – Fund 206
Fund Type: D5 – Subfund: 2P3
Special Obligation & Refq. Bonds – (CDT) – Series “1997A, B and C” – Revenue Fund

Project: 206300

Revenues:

	<u>2009-10</u>
Tax Receipts - Omni Tax Increment Account	\$5,400,000
Interfund Transfer - Convention Development Tax Trust (Fund 160)	6,727,000
CDT SWAP Receipts	<u>2,846,000</u>
Total	<u>\$14,973,000</u>

Expenditures:

Transfers to Debt Service Fund:	
Series 1997A Bonds (Project 206301)	\$1,430,000
Series 1997B SWAP (Project 206401)	2,846,000
Series 1997C Bonds (Project 206501)	1,532,000
Series 2995B Bonds (project 206602)	3,986,000
Sunshine State Loan Project 298500 - for PAC	1,252,000
Sunshine State Loan Project 298502 - for PAC	2,000,000
Sunshine State Loan Project 298502 - for PAC	887,000
Sunshine State Loan Project 298503 - for PAC	70,000
Sunshine State Loan Project 298503 - for PAC	<u>970,000</u>
Total	<u>\$14,973,000</u>

469

Special Obligation and Refunding Bonds – Fund 206
Fund Type: D5 – Subfund: 2P3
Special Obligation & Refunding Bonds – (CDT) – Series “1997A” Debt Service Fund

Project: 206301

<u>Revenues:</u>	<u>2009-10</u>
Programmed Cash Reserve – Series 1997A – Omni	\$14,776,000
Interest Earnings	200,000
Transfer from Revenue Fund (Project 206300)	<u>1,430,000</u>
Total	<u>\$16,406,000</u>

<u>Expenditures:</u>	
Reserve for Future Debt Service – Series 1997A	\$16,403,000
Arbitrage Rebate Computation Services	1,000
Other General and Administrative Expenses	<u>2,000</u>
Total	<u>\$16,406,000</u>

Subordinate Special Obligation and Refunding Bonds – (CDT) – Fund 206
Fund Type: D5 – Subfund: 2P3
Subordinate Spec. Oblig. & Refg. Bonds – (CDT) – Series “1997A, B, C” - Reserve Fund

Project: 206302

<u>Revenues:</u>	<u>2009-10</u>
Programmed Surety Bond Reserve (Non-Cash)	\$29,288,000
Programmed Cash Reserve	5,292,000
Interest Earnings	60,000
Total	<u>\$34,640,000</u>

<u>Expenditures:</u>	
Reserve for Future Debt Service - Cash	\$5,352,000
Reserve for Future Debt Service - Non Cash	<u>29,288,000</u>
Total	<u>\$34,640,000</u>

Subordinate Special Obligation and Refunding Bonds – (CDT) – Fund 206
Fund Type: D5 – Subfund: 2P4
Subordinate Spec. Oblig. & Refg. Bonds – (CDT) – Series “1997B” - Debt Service Fund

Project: 206401

<u>Revenues:</u>	<u>2009-10</u>
Programmed Cash Reserve – Series 1997B	\$6,000,000
Transfer from Revenue Fund – CDT SWAP (Project 206300)	2,846,000
Interest Earnings	40,000
Total	<u>\$8,886,000</u>

<u>Expenditures:</u>	
Interest Payments on Series 1997B Bonds	\$5,843,000
Reserve for Future Debt Service – Series 1997B	3,023,000
Other General and administrative Expenses	2,000
Arbitrage Rebate Computation Services	3,000
Transfer to Bond Administration (Fund 030, Subfund 031)	<u>15,000</u>
Total	<u>\$8,886,000</u>

470

Subordinate Special Obligation and Refunding Bonds – (CDT) – Fund 206
Fund Type: D5 – Subfund: 2P4
Subordinate Spec. Oblig. & Refg. Bonds (CDT) – Series “1997C” - Debt Service Fund

Project: 206501

Revenues:

	<u>2009-10</u>
Programmed Cash Reserve – Series 1997C	\$295,000
Transfer from Revenue Fund – (Project 206300)	<u>1,532,000</u>
Total	<u>\$1,827,000</u>

Expenditures:

Principal Payments on Series 1997C Bonds	\$209,000
Interest Payments on 1997C Bonds	171,000
Reserve for Future Debt Service – Series 1997C	1,445,000
Arbitrage Rebate Computation Services	1,000
Transfer to Bond Administration (Fund 030, Subfund 031)	<u>1,000</u>
Total	<u>\$1,827,000</u>

Subordinate Special Obligation and Refunding Bonds – (CDT) – Fund 206
Fund Type: D5 – Subfund: 2P6
Subordinate Spec. Oblig. & Refg. Bonds – (CDT) – Series “2005B” - Debt Service Fund

Project: 206602

Revenues:

	<u>2009-10</u>
Interfund Transfer - Convention Development Tax Trust (Fund 160)	<u>\$3,986,000</u>

Expenditures:

Interest Payments on Series 2005B Bonds	\$2,651,000
Reserve for Future Debt Service – Series 2005B	1,326,000
Arbitrage Rebate Computation Services	2,000
Transfer to Bond Administration (Fund 030, Subfund 031)	<u>7,000</u>
Total	<u>\$3,986,000</u>

Subordinate Special Obligation and Refunding Bonds – (CDT) – Fund 206
Fund Type: D5 – Subfund: 2P6
Subordinate Spec. Oblig. & Refg. Bonds – (CDT) – Series “2005A & B” - Reserve Fund

Project: 206603

Revenues:

	<u>2009-10</u>
Programmed Surety Bond Reserve (Non-Cash)	<u>\$16,753,000</u>

Expenditures:

Reserve for Future Debt Service - Non Cash	<u>\$16,753,000</u>
--	---------------------

Subordinate Special Obligation and Refunding Bonds – (CDT) – Fund 206
Fund Type: D5 – Subfund: 2P6
Subordinate Spec. Oblig. & Refg. Bonds – (CDT) – Series “2009” - Reserve Fund

Project: 206702

Revenues:

	<u>2009-10</u>
Programmed Cash Reserve	<u>\$9,121,000</u>

Expenditures:

Reserve for Future Debt Service	<u>\$9,121,000</u>
---------------------------------	--------------------

Public Service Tax UMSA Bonds

Special Obligation Bonds – Public Service Tax – Fund 208

Fund Type: D5 – Subfund: 2R4

Spec. Obliq. Rev. Bonds – Public Service Tax – UMSA – Series “1999” –

Project: 208409

Revenues:

2009-10

Transfer from Unincorporated Municipal Service Area General Fund	\$3,990,000
Transfer from Countywide General Fund	214,000
Transfer from Capital Improvement Local Option Gas Tax	1,192,000
Interest Earnings	15,000
Programmed Cash Reserve	<u>3,984,000</u>
Total	<u>\$9,395,000</u>

Expenditures:

Principal Payments on Bonds	\$2,615,000
Interest Payments on Bonds	2,705,000
Reserve for Future Debt Service	4,060,000
Arbitrage Rebate Computation Services	2,000
Transfer to Bond Administration (Fund 030, Subfund 031)	<u>13,000</u>
Total	<u>\$9,395,000</u>

Special Obligation Bonds – Public Service Tax – Fund 208

Fund Type: D5 – Subfund: 2R4

Spec. Obliq. Rev. Bonds – Public Service Tax – UMSA – Series “1999” – Reserve Fund

Project: 208410

Revenues:

2009-10

Programmed Surety Bond Reserve (Non-Cash)	<u>\$5,405,000</u>
---	--------------------

Expenditures:

Reserve for Future Debt Service	<u>\$5,405,000</u>
---------------------------------	--------------------

Special Obligation Bonds – Public Service Tax – Fund 208

Fund Type: D5 – Subfund: 2R4

Spec. Obliq. Rev. Bonds – Public Service Tax – UMSA – Series “2002” – Debt Service Fund

Project: 208511

Revenues:

2009-10

Transfer from Unincorporated Municipal Service Area General Fund	\$2,967,000
Transfer from Countywide General Fund	143,000
Interest Earnings	10,000
Programmed Cash Reserve	<u>1,989,000</u>
Total	<u>\$5,109,000</u>

Expenditures:

Principal Payments on Bonds	\$1,660,000
Interest Payments on Bonds	2,309,000
Reserve for Future Debt Service	1,124,000
Transfer to Bond Administration (Fund 030, Subfund 031)	10,000
Arbitrage Rebate Computation Services	<u>6,000</u>
Total	<u>\$5,109,000</u>

472

Special Obligation Bonds – Public Service Tax – Fund 208
Fund Type: D5 – Subfund: 2R4
Spec. Oblig. Rev. Bonds – Public Service Tax – UMSA – Series “2002” – Reserve Fund

Project: 208512

<u>Revenues:</u>	<u>2009-10</u>
Programmed Surety Bond Reserve (Non-Cash)	<u>\$4,032,000</u>

<u>Expenditures:</u>	
Reserve for Future Debt Service	<u>\$4,032,000</u>

Special Obligation Bonds – Public Service Tax – Fund 208
Fund Type: D5 – Subfund: 2R4 \$28 Million
Spec. Oblig. Rev. Bonds – Public Service Tax (UMSA) Series “2006” – Debt Service Fund

Project: 208613

<u>Revenues:</u>	<u>2009-10</u>
Transfer from Unincorporated Municipal Service Area General Fund	1,942,000
Programmed Cash Reserve	<u>970,000</u>
Total	<u>\$2,912,000</u>

<u>Expenditures:</u>	
Principal Payments on Bonds	\$735,000
Interest Payments on Bonds	1,205,000
Reserve for Future Debt Service	963,000
Transfer to Bond Administration (Fund 030, Subfund 031)	5,000
Arbitrage Rebate Computation Services	<u>4,000</u>
Total	<u>\$2,912,000</u>

Special Obligation Bonds – Public Service Tax – Fund 208
Fund Type: D5 – Subfund: 2R4
Spec. Oblig. Rev. Bonds – Public Service Tax (UMSA) Series “2006” Reserve Fund

Project: 208614

<u>Revenues:</u>	<u>2009-10</u>
Programmed Surety Bond Reserve (Non-Cash)	<u>\$1,805,000</u>

<u>Expenditures:</u>	
Reserve for Future Debt Service	<u>\$1,805,000</u>

Special Obligation Bonds – Public Service Tax – Fund 208
Fund Type: D5 – Subfund: 2R4 \$30 Million
Spec. Oblig. Rev. Bonds – Public Service Tax (UMSA) Series “2007” – Debt Service Fund

Project: 208715

<u>Revenues:</u>	<u>2009-10</u>
Transfer from Unincorporated Municipal Service Area General Fund	\$2,063,000
Programmed Cash Reserve	<u>1,029,000</u>
Total	<u>\$3,092,000</u>

<u>Expenditures:</u>	
Principal Payments on Bonds	\$760,000
Interest Payments on Bonds	1,297,000
Reserve for Future Debt Service	1,028,000
Transfer to Bond Administration (Fund 030, Subfund 031)	5,000
Arbitrage Rebate Computation Services	<u>2,000</u>
Total	<u>\$3,092,000</u>

473

Special Obligation Bonds – Public Service Tax – Fund 208
Fund Type: D5 – Subfund: 2R4
Spec. Obliq. Rev. Bonds – Public Service Tax (UMSA) Series “2007” Reserve Fund

Project: 208716

<u>Revenues:</u>	<u>2009-10</u>
Programmed Surety Bond Reserve (Non-Cash)	<u>\$2,267,000</u>
<u>Expenditures:</u>	
Reserve for Future Debt Service	<u>\$2,267,000</u>

Transit System Sales Surtax Revenue Bonds

Transit System Sales Surtax Revenue Bonds General Segment
Fund Type: D5 – Subfund: 2T9 General Segment
Transit System Sales Surtax Revenue Fund

Project: 209400

<u>Revenues:</u>	<u>2009-10</u>
Transfer from Transit System Sales Surtax Revenue Fund (Fund 402)	\$6,364,000
Deposit interest from GIC	<u>92,000</u>
Total	<u>\$6,456,000</u>
<u>Expenditures:</u>	
Transfer to Debt Service Fund – Series 06 (209402)	\$3,243,000
Transfer to Debt Service Fund – Series 08 (209403)	<u>3,213,000</u>
Total	<u>\$6,456,000</u>

Transit System Sales Surtax Revenue Bonds General Segment
Fund Type: D5 – Subfund: 2T9 General Segment
Transit System Sales Surtax Reserve Fund

Project: 209401

<u>Revenues:</u>	<u>2009-10</u>
Programmed Cash Reserve (GIC)	<u>\$3,372,000</u>
<u>Expenditures:</u>	
Reserve for Future Debt Service	<u>\$3,372,000</u>

Transit System Sales Surtax Revenue Bonds, Series 06
Fund Type: D5 – Subfund: 2T9
Transit System Sales Surtax Debt Service Fund

Project: 209402

<u>Revenues:</u>	<u>2009-10</u>
Transfer from Revenue Fund (Project 209400)	\$3,243,000
Interest	20,000
Programmed Cash Reserve	<u>963,000</u>
Total	<u>\$4,226,000</u>
<u>Expenditures:</u>	
Principal Payments on Bonds	\$918,000
Interest Payments on Bonds	2,454,000
Reserve for Future Debt Service	843,000
Transfer to Bond Administration (Fund 030, Subfund 031)	8,000
Arbitrage Rebate Computation Services	<u>3,000</u>
Total	<u>\$4,226,000</u>

474

Transit System Sales Surtax Revenue Bonds, Series 08
Fund Type: D5 – Subfund: 2T9
Transit System Sales Surtax Debt Service Fund

Project: 209403

Revenues:

	<u>2009-10</u>
Transfer from Revenue Fund (Project 209400)	\$3,213,000
Interest	5,000
Programmed Cash Reserve	<u>801,000</u>
Total	<u>\$4,019,000</u>

Expenditures:

Principal Payments on Bonds	\$729,000
Interest Payments on Bonds	2,476,000
Reserve for Future Debt Service	801,000
Transfer to Bond Administration, (Fund 030, Subfund 031)	8,000
Arbitrage Rebate Computation Services	<u>5,000</u>
Total	<u>\$4,019,000</u>

Transit System Sales Surtax Revenue Bonds (Tax Exempt), Series 09A
Fund Type: D5 – Subfund: 2T9
Transit System Sales Surtax Debt Service Fund - Public Works Portion

Project: 209404

Revenues:

	<u>2009-10</u>
Transfer from Project Fund - Capitalized Interest	<u>\$7,212,000</u>

Expenditures:

Interest Payments on Bonds	\$5,408,000
Reserve for Future Debt Service	1,790,000
Transfer to Bond Administration (Fund 030, Subfund 031)	<u>14,000</u>
Total	<u>\$7,212,000</u>

Courthouse Center Bonds

Special Obligation Bonds – Courthouse Revenue Fund. – Fund 210
Fund Type: D5 – Subfund: 2C1
Spec. Oblig. Bonds – Revenue Fund

Project: 210100

Revenues:

	<u>2009-10</u>
Traffic Surcharge	<u>\$12,800,000</u>

Expenditures:

Transfer to Debt Service, Series 1998A (Project 210311)	\$404,000
Transfer to Debt Service, Series 1998B (Project 210412)	4,391,000
Transfer to Debt Service, Series 2003 (Project 210513)	5,160,000
Transfer to Reserve Fund, (Project 210106)	<u>2,845,000</u>
Total	<u>\$12,800,000</u>

4175

Special Obligation Bonds – Courthouse Center Proj. – Fund 210
Fund Type: D5 – Subfund: 2C1
Spec. Oblig. Bonds – Courthouse Ctr. Proj. – Series “1994, 1995 & 1998”

Project: 210108

<u>Revenues:</u>	<u>2009-10</u>
Programmed Surety Bond Reserve (Non-Cash)	\$3,716,000
Programmed Cash Reserve	117,000
Transfer from Revenue Fund (Project 210100)	<u>2,845,000</u>
Total	<u>\$6,678,000</u>
<u>Expenditures:</u>	
Reserve for Future Debt Service -Non-Cash	\$3,716,000
Reserve for Future Debt Service -Cash	<u>2,962,000</u>
Total	<u>\$6,678,000</u>

Special Obligation Bonds – Courthouse Center Project – Fund 210
Fund Type: D5 – Subfund: 2C3
Spec. Oblig. Bonds – Courthouse Ctr. Proj. – Series “1998A” – Debt Service Fund

Project: 210311

<u>Revenues:</u>	<u>2009-10</u>
Transfer from Revenue Fund (Project 210100)	\$404,000
Programmed Cash Reserve	75,000
Interest Earnings	<u>1,000</u>
Total	<u>\$480,000</u>
<u>Expenditures:</u>	
Principal Payment on Series 1998A Bonds	\$130,000
Interest Payments on Series 1998A Bonds	184,000
Reserve for Future Debt Service	159,000
Other General and Administrative Expenses	4,000
Arbitrage Rebate Computation Services	2,000
Transfer to Bond Administration (Fund 030, Subfund 031)	<u>1,000</u>
Total	<u>\$480,000</u>

Special Obligation Bonds – Courthouse Center Project – Fund 210
Fund Type: D5 – Subfund: 2C4
Spec. Oblig. Bonds – Courthouse Ctr. Proj. – Series “1998B” – Debt Service Fund

Project: 210412

<u>Revenues:</u>	<u>2009-10</u>
Transfer from Revenue Fund (Project 210100)	
Programmed Cash Reserve	\$4,391,000
Carryover	704,000
Interest Earnings	<u>15,000</u>
Total	<u>\$5,110,000</u>
<u>Expenditures:</u>	
Principal Payment on Series 1998B Bonds	\$2,130,000
Interest Payments on Series 1998B Bonds	1,268,000
Reserve for Future Debt Service - Series 1998B	1,699,000
Other General and Administrative Expenses	2,000
Transfer to Bond Administration (Fund 030, Subfund 031)	9,000
Arbitrage Rebate Computation Services	<u>2,000</u>
Total	<u>\$5,110,000</u>

476

Special Obligation Bonds – Courthouse Center Project – Fund 210
Fund Type: D5 – Subfund: 2C5
Spec. Oblig. Bonds – Juvenile Courthouse Ctr. Proj. – Series “2003” – Debt Service Fund

Project: 210513

Revenues:

2009-10

Transfer from Revenue Fund (Project 210100)	\$5,160,000
Interest Earnings	2,000
Programmed Cash Reserve -Series A	558,000
Programmed Cash Reserve -Series B	<u>91,000</u>
Total	<u>\$5,811,000</u>

Expenditures:

Interest Payments on Series 2003A Bonds	\$2,206,000
Interest Payments on Series 2003B Bonds	2,293,000
Reserve for Future Debt Service - Series A	1,103,000
Reserve for Future Debt Service - Series B	191,000
Other General and Administrative Expenses	5,000
Transfer to Bond Administration (Fund 030, Subfund 031)	9,000
Arbitrage Rebate Computation Services	<u>4,000</u>
Total	<u>\$5,811,000</u>

Special Obligation Bonds – Courthouse Center Project – Fund 210
Fund Type: D5 – Subfund: 2C5
Spec. Oblig. Bonds – Juvenile Courthouse Ctr. Proj. Series “2003” – Reserve Fund

Project: 210514

Revenues:

2009-10

Programmed Surety Bond Reserve (Non-Cash)	<u>\$7,496,000</u>
---	---------------------------

Expenditures:

Reserve for Future Debt Service	<u>\$7,496,000</u>
---------------------------------	---------------------------

Stormwater Utility Revenue Bonds

Special Obligation Bonds – Stormwater Utility Revenue Bond Program – Fund 211
Fund Type: D5 – Subfund: 2U1
Stormwater Utility Revenue Bond Program - Revenue Fund

Project: 211101

Revenues:

2009-10

Transfer from Stormwater Revenue Fund (Fund 140, Subfund 141)	<u>\$7,616,000</u>
---	---------------------------

Expenditures:

Transfer to Debt Service Fund – Series 1999 (Projects 211102)	\$2,899,000
Transfer to Debt Service Fund – Series 2004 (211104)	<u>4,717,000</u>
Total	<u>\$7,616,000</u>

477

Special Obligation Bonds – Stormwater Utility Revenue Bond Program – Fund 211
Fund Type: D5 – Subfund: 2U1
Stormwater Utility Revenue Bond Program Series “1999” Bonds, Debt Service Fund

Project: 211102

<u>Revenues:</u>	<u>2009-10</u>
Transfer from Revenue Fund (Project 211101)	\$2,899,000
Interest Earnings	10,000
Programmed Cash Reserve	<u>1,449,000</u>
Total	<u>\$4,358,000</u>

<u>Expenditures:</u>	
Principal Payment on Bonds	\$1,430,000
Interest Payments on Bonds	1,469,000
Reserve for Future Debt Service	1,451,000
Transfer to Bond Administration (Fund 030, Subfund 031)	7,000
Arbitrage Rebate Computation Services	<u>1,000</u>
Total	<u>\$4,358,000</u>

Special Obligation Bonds – Stormwater Utility Revenue Bond Program - Fund 211
Fund Type: D5 – Subfund: 2U1
Special Obligation Bonds - Reserve Fund

Project: 211103

<u>Revenues:</u>	<u>2009-10</u>
Programmed Surety Bond Reserve (Non-Cash)	<u>\$7,626,000</u>

<u>Expenditures:</u>	
Reserve for Future Debt Service	<u>\$7,626,000</u>

Special Obligation Bonds – Stormwater Utility Revenue Bond Program – Fund 211
Fund Type: D5 – Subfund: 2U1 \$60 Million
Stormwater Utility Revenue Bond Program Series “2004” Bonds, Debt Service Fund

Project: 211104

<u>Revenues:</u>	<u>2009-10</u>
Transfer from Revenue Fund (Project 211101)	\$4,717,000
Interest	15,000
Programmed Cash Reserve	<u>2,360,000</u>
Total	<u>\$7,092,000</u>

<u>Expenditures:</u>	
Principal Payments on Bonds	\$1,605,000
Interest Payments on Bonds	3,115,000
Reserve for Future Debt Service	2,358,000
Transfer to Bond Administration (Fund 030, Subfund 031)	12,000
Arbitrage Rebate Computation Services	<u>2,000</u>
Total	<u>\$7,092,000</u>

478

Special Obliq. Bonds – Floating/Fixed Rate Equip. Bonds – Series “1990” – Fund 213
Fund Type: D5 – Subfund: 2E3
Floating/Fixed Rate Equip. Bonds – Series “1990” (Golf Club of Miami)– Debt Service Fund

Project: 213314

<u>Revenues:</u>	<u>2009-10</u>
Programmed Cash Reserve	\$400,000
Programmed Cash Reserve for Arbitrage	60,000
Interest Earnings	2,000
Receipt from Park and Recreation (Fund 040)	<u>445,000</u>
Total	<u>\$907,000</u>

<u>Expenditures:</u>	
Principal Payment on Bonds	\$400,000
Interest Payments on Bonds	40,000
Reserve for Future Debt Service	400,000
Reserve for Future Arbitrage payments	60,000
Arbitrage Rebate Computation Services	3,000
General and Administrative Expenses	3,000
Transfer to Bond Administration (Fund 030, Subfund 031)	<u>1,000</u>
Total	<u>\$907,000</u>

Special Obliq. Bonds – Fixed/Auction Rate Cap. Asset Acquisition Bds – Series 2002 - Fund 213
Fund Type: D5 – Subfund: 2E4
Fixed/Auction Rate Capital Asset Acquisition Bonds – Series “2002”
Election Voting Equipment - \$24,600,000

Project: 213420

<u>Revenues:</u>	<u>2009-10</u>
Transfer from Capital Outlay Reserve	\$2,910,000
Carryover	3,000
Programmed Cash Reserve, Series A	<u>227,000</u>
Total	<u>\$3,140,000</u>

<u>Expenditures:</u>	
Principal Payment on Bonds, Series A	\$2,505,000
Interest Payments on Bonds, Series A	453,000
Reserve for Future Debt Service, Series A	173,000
General and Administrative Expenses	1,000
Arbitrage Rebate Services	1,000
Transfer to Bond Administration (Fund 030, Subfund 031)	<u>7,000</u>
Total	<u>\$3,140,000</u>

Special Obliq. Bonds – Fixed/Auction Rate Cap. Asset Acquisition Bds – Series “2002” – Fund 213
Fund Type: D5 – Subfund: 2E4
Fixed/Auction Rate Capital Asset Acquisition Bonds – Series “2002”
Coral Gables Courthouse - \$6,300,000

Project: 213421

<u>Revenues:</u>	<u>2009-10</u>
Transfer from the Administrative Office of the Courts	\$323,000
Programmed Cash Reserve, Series A	<u>28,000</u>
Total	<u>\$351,000</u>

<u>Expenditures:</u>	
Principal Payment on Bonds, Series A	\$260,000
Interest Payments on Bonds, Series A	57,000
Reserve for Future Debt Service, Series A	22,000
General and Administrative Expenses	10,000
Arbitrage Rebate Services	1,000
Transfer to Bond Administration (Fund 030, Subfund 031)	<u>1,000</u>
Total	<u>\$351,000</u>

479

Special Oblig. Bonds – Fixed/Auction Rate Cap. Asset Acquisition Bds – Series 2002 – Fund 213

Fund Type: D5 – Subfund: 2E4

Fixed/Auction Rate Capital Asset Acquisition Bonds – Series “2002”

MLK Furniture, Fixtures & Equipment - \$11,000,000

Project: 213423

Revenues:

2009-10

Transfer from Capital Outlay Reserve
Programmed Cash Reserve, Series A

\$1,291,000
117,000

Total

\$1,408,000

Expenditures:

Principal Payment on Bonds, Series A
Interest Payments on Bonds, Series A
Reserve for Future Debt Service, Series A
General and Administrative Expenses
Arbitrage Rebate Services
Transfer to Bond Administration (Fund 030, Subfund 031)

\$1,080,000
233,000
90,000
1,000
1,000
3,000

Total

\$1,408,000

Special Oblig. Bonds – Fixed/Auction Rate Cap. Asset Acquisition Bds – Series 2002 – Fund 213

Fund Type: D5 – Subfund: 2E4

Fixed/Auction Rate Capital Asset Acquisition Bonds – Series “2002”

Golf Club of Miami - Renovations - \$6,400,000

Project: 213424

Revenues:

2009-10

Programmed Cash Reserve, Series A
Transfer from Parks Golf Operations

\$42,000
466,000

Total

\$508,000

Expenditures:

Principal Payment on Bonds, Series A
Interest Payments on Bonds, Series A
Reserve for Future Debt Service, Series A
General and Administrative Expenses
Arbitrage Rebate Services
Transfer to Bond Administration (Fund 030, Subfund 031)

\$385,000
83,000
32,000
5,000
2,000
1,000

Total

\$508,000

Special Oblig. Bonds – Fixed/Auction Rate Cap. Asset Acquisition Bds – Series 2002 – Fund 213

Fund Type: D5 – Subfund: 2E4

Fixed/Auction Rate Capital Asset Acquisition Bonds – Series “2002”

Fire Department - Fleet Replacement - \$12,850,000

Project: 213425

Revenues:

2009-10

Transfer from Fire Department (Fund 011, Subfund 111)
Programmed Cash Reserve, Series A

\$1,401,000
126,000

Total

\$1,527,000

Expenditures:

Principal Payment on Bonds, Series A
Interest Payments on Bonds, Series A
Reserve for Future Debt Service, Series A
General and Administrative Expenses
Arbitrage Rebate Services
Transfer to Bond Administration (Fund 030, Subfund 031)

\$1,170,000
253,000
97,000
2,000
1,000
4,000

Total

\$1,527,000

480

Special Oblig. Bonds – Fixed/Auction Rate Cap. Asset Acquisition Bds – Series 2002 – Fund 213

Fund Type: D5 – Subfund: 2E4

Fixed/Auction Rate Capital Asset Acquisition Bonds – Series “2002”

**Park & Recreation - Construction of Crandon Clubhouse \$7 Million
and Metro Zoo Aviary \$2 Million**

Project: 213426

Revenues:

	<u>2009-10</u>
Programmed Cash Reserve, Series A (Aviary)	\$21,000
Programmed Cash Reserve, Series A (Club)	31,000
Transfer from Capital Outlay Reserve (Fund 310, Subfund 313)	284,000
Transfer from Sports Tax Revenues - Surplus Fund (Project 205804)	<u>304,000</u>
Total	<u>\$640,000</u>

Expenditures:

Principal Payment on Bonds, Series A (Aviary)	\$195,000
Principal Payment on Bonds, Series A (Crandon Club)	290,000
Interest Payments on Bonds, Series A (Aviary)	42,000
Interest Payments on Bonds, Series A (Crandon Club)	62,000
Total	<u>\$640,000</u>

Special Oblig. Bonds – Fixed/Auction Rate Cap. Asset Acquisition Bds – Series “2002” – Fund 213

Fund Type: D5 – Subfund: 2E4

Fixed/Auction Rate Capital Asset Acquisition Bonds – Series “2002”

Building Dept. - Renovation Miami-Dade Permitting & Inspection Ctr. Bldg - \$3.9Mm

Project: 213428

Revenues:

	<u>2009-10</u>
Programmed Cash Reserve, Series A	\$41,000
Transfer from General Services Administration (Fund 050)	<u>462,000</u>
Total	<u>\$503,000</u>

Expenditures:

Principal Payment on Bonds, Series A	\$385,000
Interest Payments on Bonds, Series A	83,000
Reserve for Future Debt Service, Series A	32,000
General and Administrative Expenses	1,000
Arbitrage Rebate Services	1,000
Transfer to Bond Administration (Fund 030, Subfund 031)	1,000
Total	<u>\$503,000</u>

Special Oblig. Bonds – Fixed/Auction Rate Cap. Asset Acquisition Bds – Series 2002 – Fund 213

Fund Type: D5 – Subfund: 2E4

Fixed/Auction Rate Capital Asset Acquisition Bonds – Series “2002”

Reserve Account for Series A Bonds

Project: 213429

Revenues:

	<u>2009-10</u>
Programmed Surety Bond Reserve (Non-Cash)	<u>\$11,985,000</u>

Expenditures:

Reserve for Future Debt Service	<u>\$11,985,000</u>
---------------------------------	----------------------------

481

\$50 million Cap. Asset Acquisition Floating Rate (Muni-CPI)
Fund Type: D5 – Subfund: 2E5
ITD Mainframe \$3.7 million

Project: 213520

Revenues:

Programmed Carryover

2009-10

\$1,000

Expenditures:

Arbitrage Rebate Services

\$1,000

\$50 million Cap. Asset Acquisition Floating Rate (Muni-CPI)
Fund Type: D5 – Subfund: 2E5
ITD Regatta \$5.2 Million

Project: 213521

Revenues:

Programmed Carryover

2009-10

\$1,000

Expenditures:

Arbitrage Rebate Services

\$1,000

\$50 million Cap. Asset Acquisition Floating Rate (Muni-CPI)
Fund Type: D5 – Subfund: 2E5
Public Work-97th Ave Flyover \$9 Million

Project: 213522

Revenues:

Programmed Carryover
Transfer Revenue /SWAP Project 213528

2009-10

\$196,000
394,000

Total

\$590,000

Expenditures:

Interest Payments on Bonds, Series A
Reserve for Future Debt Service, Series A
General and Administrative Expenses
Arbitrage Rebate Services
Transfer to Bond Administration (Fund 030, Subfund 031)

\$391,000
196,000
1,000
1,000
1,000

Total

\$590,000

\$50 million Cap. Asset Acquisition Floating Rate (Muni-CPI)
Fund Type: D5 – Subfund: 2E5
MLK Building \$4 Million

Project: 213523

Revenues:

Programmed Carryover
Transfer Revenue /SWAP Project 213528

2009-10

\$87,000
177,000

Total

\$264,000

Expenditures:

Interest Payments on Bonds, Series A
Reserve for Future Debt Service, Series A
General and Administrative Expenses
Arbitrage Rebate Services
Transfer to Bond Administration (Fund 030, Subfund 031)

\$174,000
87,000
1,000
1,000
1,000

Total

\$264,000

492

\$50 million Cap. Asset Acquisition Floating Rate (Muni-CPI)
Fund Type: D5 – Subfund: 2E5
Correction Department - Fire System Improvement \$8 Million

Project: 213524

Revenues:

2009-10

Programmed Carryover	\$174,000
Transfer Revenue /SWAP Project 213528	<u>351,000</u>
Total	<u>\$525,000</u>

Expenditures:

Interest Payments on Bonds, Series A	\$348,000
Reserve for Future Debt Service, Series A	174,000
General and Administrative Expenses	1,000
Arbitrage Rebate Services	1,000
Transfer to Bond Administration (Fund 030, Subfund 031)	<u>1,000</u>
Total	<u>\$525,000</u>

\$50 million Cap. Asset Acquisition Floating Rate (Muni-CPI)
Fund Type: D5 – Subfund: 2E5
Fire Department Air Rescue Helicopter \$8 Million

Project: 213525

Revenues:

2009-10

Programmed Carryover	\$169,000
Transfer Revenue /SWAP Project 213528	<u>341,000</u>
Total	<u>\$510,000</u>

Expenditures:

Interest Payments on Bonds, Series A	\$338,000
Reserve for Future Debt Service, Series A	169,000
General and Administrative Expenses	1,000
Arbitrage Rebate Services	1,000
Transfer to Bond Administration (Fund 030, Subfund 031)	<u>1,000</u>
Total	<u>\$510,000</u>

\$50 million Cap. Asset Acquisition Floating Rate (Muni-CPI)
Fund Type: D5 – Subfund: 2E5
Fire Department Fleet Replacement \$8 Million

Project: 213526

Revenues:

2009-10

Programmed Carryover	\$174,000
Transfer Revenue /SWAP Project 213528	<u>351,000</u>
Total	<u>\$525,000</u>

Expenditures:

Interest Payments on Bonds, Series A	\$348,000
Reserve for Future Debt Service, Series A	174,000
General and Administrative Expenses	1,000
Arbitrage Rebate Services	1,000
Transfer to Bond Administration (Fund 030, Subfund 031)	<u>1,000</u>
Total	<u>\$525,000</u>

\$50 million Cap. Asset Acquisition Floating Rate (Muni-CPI)
Fund Type: D5 – Subfund: 2E5
Answer Center Tech \$3 Million

Project: 213527

Revenues:

	<u>2009-10</u>
Programmed Carryover	\$75,000
Transfer Revenue /SWAP Project 213528	153,000
Total	<u>\$228,000</u>

Expenditures:

Interest Payments on Bonds, Series A	\$150,000
Reserve for Future Debt Service, Series A	75,000
General and Administrative Expenses	1,000
Arbitrage Rebate Services	1,000
Transfer to Bond Administration (Fund 030, Subfund 031)	1,000
Total	<u>\$228,000</u>

\$50 million Cap. Asset Acquisition Floating Rate (Muni-CPI)
Fund Type: D5 – Subfund: 2E5
REVENUE-SWAP ACCOUNT

Project: 213528

Revenues:

	<u>2009-10</u>
Transfer from Fire	\$351,000
Transfer from Public Works Road Impact Fees	394,000
Transfer from Capital Outlay Reserve (Fund 310, Subfund 313)	1,022,000
Total	<u>\$1,767,000</u>

Expenditures:

Transfer to Debt Service Projects, Series 04A	<u>\$1,767,000</u>
---	---------------------------

\$50 million Cap. Asset Acquisition Floating Rate (Muni-CPI)
Fund Type: D5 – Subfund: 2E5
Reserve Account

Project: 213529

Revenues:

	<u>2009-10</u>
Programmed Surety Reserve (Non-Cash)	<u>\$5,000,000</u>

Expenditures:

Reserve for Future Debt Service Non-Cash	<u>\$5,000,000</u>
--	---------------------------

\$50 million Cap. Asset Acquisition Floating Rate (Muni-CPI)
Fund Type: D5 – Subfund: 2E5
Redemption Account

Project: 213530

Revenues:

	<u>2009-10</u>
Transfer from Capital Outlay Reserve (Fund 310, Subfund 313)	\$2,611,000
Transfer from Public Works	986,000
Transfer from Fire	876,000
Programmed Carryover	14,597,000
Total	<u>\$19,070,000</u>

Expenditures:

Reserve for Future Principal payments	<u>\$19,070,000</u>
---------------------------------------	----------------------------

484

\$75 million Cap. Asset Acquisition Fixed Rate Special Obligation Bonds – Series “2004B” – Fund 213
Fund Type: D5 – Subfund: 2E6
Elections Building \$11.7 Million

Project: 213620

Revenues:

	<u>2009-10</u>
Programmed Carryover	\$254,000
Transfer from Capital Outlay Reserve (Fund 310, Subfund 313)	<u>922,000</u>
Total	<u>\$1,176,000</u>

Expenditures:

Principal Payments on Bonds, Series B	\$415,000
Interest Payments on Bonds, Series B	509,000
Reserve for Future Debt Service, Series B	248,000
General and Administrative Expenses	1,000
Arbitrage Rebate Services	1,000
Transfer to Bond Administration (Fund 030, Subfund 031)	<u>2,000</u>
Total	<u>\$1,176,000</u>

\$75 million Cap. Asset Acquisition Fixed Rate Special Obligation Bonds – Series “2004B” – Fund 213
Fund Type: D5 – Subfund: 2E6
Courthouse Façade Proj \$15 Million

Project: 213621

Revenues:

	<u>2009-10</u>
Programmed Carryover	\$271,000
Transfer from Capital Outlay Reserve (Fund 310, Subfund 313)	<u>1,273,000</u>
Total	<u>\$1,544,000</u>

Expenditures:

Principal Payments on Bonds, Series B	\$735,000
Interest Payments on Bonds, Series B	543,000
Reserve for Future Debt Service, Series B	260,000
General and Administrative Expenses	2,000
Arbitrage Rebate Services	1,000
Transfer to Bond Administration (Fund 030, Subfund 031)	<u>3,000</u>
Total	<u>\$1,544,000</u>

\$75 million Cap. Asset Acquisition Fixed Rate Special Obligation Bonds – Series “2004B” – Fund 213
Fund Type: D5 – Subfund: 2E6
Answer Center \$3.9 Million

Project: 213622

Revenues:

	<u>2009-10</u>
Programmed Carryover	\$79,000
Transfer from Capital Outlay Reserve (Fund 310, Subfund 313)	<u>289,000</u>
Total	<u>\$368,000</u>

Expenditures:

Principal Payments on Bonds, Series B	\$130,000
Interest Payments on Bonds, Series B	158,000
Reserve for Future Debt Service, Series B	77,000
General and Administrative Expenses	1,000
Arbitrage Rebate Services	1,000
Transfer to Bond Administration (Fund 030, Subfund 031)	<u>1,000</u>
Total	<u>\$368,000</u>

485

\$75 million Cap. Asset Acquisition Fixed Rate Special Obligation Bonds – Series “2004B” – Fund 213

Fund Type: D5 – Subfund: 2E6

Answer Center - Technology \$10.806 Million

Project: 213623

Revenues:

	<u>2009-10</u>
Programmed Carryover	\$81,000
Transfer from Capital Outlay Reserve (Fund 310, Subfund 313)	<u>1,696,000</u>
Total	<u>\$1,777,000</u>

Expenditures:

Principal Payments on Bonds, Series B	\$1,550,000
Interest Payments on Bonds, Series B	162,000
Reserve for Future Debt Service, Series B	58,000
General and Administrative Expenses	2,000
Arbitrage Rebate Services	1,000
Transfer to Bond Administration (Fund 030, Subfund 031)	<u>4,000</u>
Total	<u>\$1,777,000</u>

\$75 million Cap. Asset Acquisition Fixed Rate Special Obligation Bonds – Series “2004B” – Fund 213

Fund Type: D5 – Subfund: 2E6

Golf Club of Miami \$4.6 Million

Project: 213624

Revenues:

	<u>2009-10</u>
Programmed Carryover	\$83,000
Transfer from Capital Outlay Reserve (Fund 310, Subfund 313)	<u>392,000</u>
Total	<u>\$475,000</u>

Expenditures:

Principal Payments on Bonds, Series B	\$225,000
Interest Payments on Bonds, Series B	167,000
Reserve for Future Debt Service, Series B	80,000
General and Administrative Expenses	1,000
Arbitrage Rebate Services	1,000
Transfer to Bond Administration (Fund 030, Subfund 031)	<u>1,000</u>
Total	<u>\$475,000</u>

\$75 million Cap. Asset Acquisition Fixed Rate Special Obligation Bonds – Series “2004B” – Fund 213

Fund Type: D5 – Subfund: 2E6

UHF Radio Fire \$15 Million

Project: 213625

Revenues:

	<u>2009-10</u>
Programmed Carryover	\$289,000
Transfer from Fire Department	<u>1,733,000</u>
Total	<u>\$2,022,000</u>

Expenditures:

Principal Payments on Bonds, Series B	\$1,165,000
Interest Payments on Bonds, Series B	578,000
Reserve for Future Debt Service, Series B	271,000
General and Administrative Expenses	3,000
Arbitrage Rebate Services	1,000
Transfer to Bond Administration (Fund 030, Subfund 031)	<u>4,000</u>
Total	<u>\$2,022,000</u>

486

\$75 million Cap. Asset Acquisition Fixed Rate Special Obligation Bonds – Series “2004B” – Fund 213
Fund Type: D5 – Subfund: 2E6
Correction Fire System \$1.180 Million

Project: 213626

Revenues:

	<u>2009-10</u>
Programmed Carryover	\$16,000
Transfer from Capital Outlay Reserve (Fund 310, Subfund 313)	<u>138,000</u>
Total	<u>\$154,000</u>

Expenditures:

Principal Payments on Bonds, Series B	\$105,000
Interest Payments on Bonds, Series B	32,000
Reserve for Future Debt Service, Series B	14,000
General and Administrative Expenses	1,000
Arbitrage Rebate Services	1,000
Transfer to Bond Administration (Fund 030, Subfund 031)	<u>1,000</u>
Total	<u>\$154,000</u>

\$75 million Cap. Asset Acquisition Fixed Rate Special Obligation Bonds – Series “2004B” – Fund 213
Fund Type: D5 – Subfund: 2E6
ADA Projects \$4.7 Million

Project: 213627

Revenues:

	<u>2009-10</u>
Programmed Carryover	\$85,000
Transfer from Capital Outlay Reserve (Fund 310, Subfund 313)	<u>400,000</u>
Total	<u>\$485,000</u>

Expenditures:

Principal Payments on Bonds, Series B	\$230,000
Interest Payments on Bonds, Series B	170,000
Reserve for Future Debt Service, Series B	82,000
General and Administrative Expenses	1,000
Arbitrage Rebate Services	1,000
Transfer to Bond Administration (Fund 030, Subfund 031)	<u>1,000</u>
Total	<u>\$485,000</u>

\$75 million Cap. Asset Acquisition Fixed Rate Special Obligation Bonds – Series “2004B” – Fund 213
Fund Type: D5 – Subfund: 2E6 Reserve Account

Project: 213629

Revenues:

	<u>2009-10</u>
Programmed Carryover Reserve	<u>\$4,375,000</u>

Expenditures:

Reserve for Future Debt Service, Series B	<u>\$4,375,000</u>
---	---------------------------

4187

\$240 million Cap. Asset Acquisition Fixed/Auction Rate Special Obligation Bonds – Series “2007” – Fund 213
Fund Type: D5 – Subfund: 2E7
\$87.690 mil Overtown I

Project: 213720

<u>Revenues:</u>	<u>2009-10</u>
Programmed Carryover	\$2,023,000
Transfer from General Services Administration Fund 050	<u>5,567,000</u>
Total	<u>\$7,590,000</u>

<u>Expenditures:</u>	
Principal Payments on Bonds, Series 07	\$1,535,000
Interest Payments on Bonds, Series 07	4,046,000
Reserve for Future Debt Service, Series 07	1,992,000
General and Administrative Expenses	1,000
Arbitrage Rebate Services	2,000
Transfer to Bond Administration (Fund 030, Subfund 031)	<u>14,000</u>
Total	<u>\$7,590,000</u>

\$240 million Cap. Asset Acquisition Fixed/Auction Rate Special Obligation Bonds – Series “2007” – Fund 213
Fund Type: D5 – Subfund: 2E7
\$ 26.750 mil Overtown II

Project: 213721

<u>Revenues:</u>	<u>2009-10</u>
Programmed Carryover	\$639,000
Transfer from Fund 360, Subfund 015, Project 368041	<u>1,285,000</u>
Total	<u>\$1,924,000</u>

<u>Expenditures:</u>	
Principal Payments on Bonds, Series 07	
Interest Payments on Bonds, Series 07	\$1,278,000
Reserve for Future Debt Service, Series 07	639,000
General and Administrative Expenses	2,000
Arbitrage Rebate Services	2,000
Transfer to Bond Administration (Fund 030, Subfund 031)	<u>3,000</u>
Total	<u>\$1,924,000</u>

\$240 million Cap. Asset Acquisition Fixed/Auction Rate Special Obligation Bonds – Series “2007” – Fund 213
Fund Type: D5 – Subfund: 2E7
\$26.110 mil Libraries

Project: 213722

<u>Revenues:</u>	<u>2009-10</u>
Programmed Carryover	\$599,000
Transfer from Library	<u>1,824,000</u>
Total	<u>\$2,423,000</u>

<u>Expenditures:</u>	
Principal Payments on Bonds, Series 07	\$630,000
Interest Payments on Bonds, Series 07	1,199,000
Reserve for Future Debt Service, Series 07	587,000
General and Administrative Expenses	1,000
Arbitrage Rebate Services	1,000
Transfer to Bond Administration (Fund 030, Subfund 031)	<u>5,000</u>
Total	<u>\$2,423,000</u>

\$240 million Cap. Asset Acquisition Fixed/Auction Rate Special Obligation Bonds – Series “2007” – Fund 213
Fund Type: D5 – Subfund: 2E7
\$18.600 mill Purchase & Build Up TECO

Project: 213723

Revenues:

2009-10

Programmed Carryover	\$429,000
Transfer from General Services Administration Fund 050	<u>1,182,000</u>
Total	<u>\$1,611,000</u>

Expenditures:

Principal Payments on Bonds, Series 07	\$325,000
Interest Payments on Bonds, Series 07	858,000
Reserve for Future Debt Service, Series 07	423,000
General and Administrative Expenses	1,000
Arbitrage Rebate Services	1,000
Transfer to Bond Administration (Fund 030, Subfund 031)	<u>3,000</u>
Total	<u>\$1,611,000</u>

\$240 million Cap. Asset Acquisition Fixed/Auction Rate Special Obligation Bonds – Series “2007” – Fund 213
Fund Type: D5 – Subfund: 2E7
\$ 4.785 mil ETSD Radio Towers Project

Project: 213724

Revenues:

2009-10

Programmed Carryover	\$109,000
Transfer from ETSD	<u>383,000</u>
Total	<u>\$492,000</u>

Expenditures:

Principal Payments on Bonds, Series 07	\$165,000
Interest Payments on Bonds, Series 07	218,000
Reserve for Future Debt Service, Series 07	106,000
General and Administrative Expenses	1,000
Arbitrage Rebate Services	1,000
Transfer to Bond Administration (Fund 030, Subfund 031)	<u>1,000</u>
Total	<u>\$492,000</u>

\$240 million Cap. Asset Acquisition Fixed/Auction Rate Special Obligation Bonds – Series “2007” – Fund 213
Fund Type: D5 – Subfund: 2E7
\$ 10.335 mill Correction Fire System

Project: 213725

Revenues:

2009-10

Programmed Carryover	\$236,000
Transfer from Capital Outlay Reserve (Fund 310, Subfund 313)	<u>822,000</u>
Total	<u>\$1,058,000</u>

Expenditures:

Principal Payments on Bonds, Series 07	\$355,000
Interest Payments on Bonds, Series 07	471,000
Reserve for Future Debt Service, Series 07	228,000
General and Administrative Expenses	1,000
Arbitrage Rebate Services	1,000
Transfer to Bond Administration (Fund 030, Subfund 031)	<u>2,000</u>
Total	<u>\$1,058,000</u>

489

\$240 million Cap. Asset Acquisition Fixed/Auction Rate Special Obligation Bonds – Series “2007” – Fund 213
Fund Type: D5 – Subfund: 2E7
\$ 15.910 mil Hope VI

Project: 213726

<u>Revenues:</u>	<u>2009-10</u>
Programmed Carryover	\$367,000
Transfer from Capital Outlay Reserve (Fund 310, Subfund 313)	<u>1,014,000</u>
Total	<u>\$1,381,000</u>

<u>Expenditures:</u>	
Principal Payments on Bonds, Series 07	\$280,000
Interest Payments on Bonds, Series 07	734,000
Reserve for Future Debt Service, Series 07	362,000
General and Administrative Expenses	1,000
Arbitrage Rebate Services	1,000
Transfer to Bond Administration (Fund 030, Subfund 031)	<u>3,000</u>
Total	<u>\$1,381,000</u>

\$240 million Cap. Asset Acquisition Fixed/Auction Rate Special Obligation Bonds – Series “2007” – Fund 213
Fund Type: D5 – Subfund: 2E7
\$19.345 New GSA Shop

Project: 213727

<u>Revenues:</u>	<u>2009-10</u>
Programmed Carryover	\$444,000
Transfer from General Services Administration Fund 050	<u>1,349,000</u>
Total	<u>\$1,793,000</u>

<u>Expenditures:</u>	
Principal Payments on Bonds, Series 07	\$465,000
Interest Payments on Bonds, Series 07	888,000
Reserve for Future Debt Service, Series 07	435,000
General and Administrative Expenses	1,000
Arbitrage Rebate Services	1,000
Transfer to Bond Administration (Fund 030, Subfund 031)	<u>3,000</u>
Total	<u>\$1,793,000</u>

\$240 million Cap. Asset Acquisition Fixed/Auction Rate Special Obligation Bonds – Series “2007” – Fund 213
Fund Type: D5 – Subfund: 2E7
100 S Biscayne Fix-Up

Project: 213728

<u>Revenues:</u>	<u>2009-10</u>
Programmed Carryover	\$10,000
Transfer from Capital Outlay Reserve (Fund 310, Subfund 313)	<u>176,000</u>
Total	<u>\$186,000</u>

<u>Expenditures:</u>	
Principal Payments on Bonds, Series 07	\$155,000
Interest Payments on Bonds, Series 07	21,000
Reserve for Future Debt Service, Series 07	7,000
General and Administrative Expenses	1,000
Arbitrage Rebate Services	1,000
Transfer to Bond Administration (Fund 030, Subfund 031)	<u>1,000</u>
Total	<u>\$186,000</u>

\$240 million Cap. Asset Acquisition Fixed/Auction Rate Special Obligation Bonds – Series “2007” – Fund 213
Fund Type: D5 – Subfund: 2E7 Reserve Account Surety Bond

Project: 213730

Revenues:

2009-10

Programmed Carryover Reserve

\$16,234,000

Expenditures:

Reserve for Future Debt Service, Series 07

\$16,234,000

\$138 million Cap. Asset Acquisition Fixed Special Obligation Bonds – Series “2009A” – Fund 213
Fund Type: D5 – Subfund: 2E7
\$45 million - PHT Ttax Exempt)

Project: 213820

Revenues:

2009-10

Transfer from Capital Outlay Reserve (Fund 310, Subfund 313)

\$3,600,000

Expenditures:

Principal Payments on Bonds, Series 09A

\$985,000

Interest Payments on Bonds, Series 09A

1,729,000

Reserve for Future Debt Service, Series 09A

881,000

Transfer to Bond Administration (Fund 030, Subfund 031)

5,000

Total

\$3,600,000

\$138 million Cap. Asset Acquisition Fixed Special Obligation Bonds – Series “2009A” – Fund 213
Fund Type: D5 – Subfund: 2E7
\$4.265 million - Light Speed Project (Tax Exempt)

Project: 213821

Revenues:

2009-10

Transfer from GSA

\$518,000

Expenditures:

Principal Payments on Bonds, Series 09A

\$170,000

Interest Payments on Bonds, Series 09A

145,000

Reserve for Future Debt Service, Series 09A

202,000

Transfer to Bond Administration (Fund 030, Subfund 031)

1,000

Total

\$518,000

\$138 million Cap. Asset Acquisition Fixed Special Obligation Bonds – Series “2009A” – Fund 213
Fund Type: D5 – Subfund: 2E7
\$6.795 million - Cyber Project (Tax Exempt)

Project: 213822

Revenues:

2009-10

Transfer from Capital Outlay Reserve (Fund 310, Subfund 313)

\$870,000

Expenditures:

Principal Payments on Bonds, Series 09A

\$345,000

Interest Payments on Bonds, Series 09A

160,000

Reserve for Future Debt Service, Series 09A

364,000

Transfer to Bond Administration (Fund 030, Subfund 031)

1,000

Total

\$870,000

\$138 million Cap. Asset Acquisition Fixed Special Obligation Bonds – Series “2009A” – Fund 213
Fund Type: D5 – Subfund: 2E7
\$5.065 million - West Lot Project (Tax Exempt)

Project: 213823

Revenues:

2009-10

Transfer from Project Fund - Capitalized Interest

\$152,000

Expenditures:

Interest Payments on Bonds, Series 09A
Reserve for Future Debt Service, Series 09A
Transfer to Bond Administration (Fund 030, Subfund 031)

\$81,000
70,000
1,000

Total

\$152,000

\$138 million Cap. Asset Acquisition Fixed Special Obligation Bonds – Series “2009A” – Fund 213
Fund Type: D5 – Subfund: 2E7
\$2.725 million - Project Close-Out Costs Project (Tax Exempt)

Project: 213824

Revenues:

2009-10

Transfer from General Services Administration Fund 050

\$311,000

Expenditures:

Principal Payments on Bonds, Series 09A
Interest Payments on Bonds, Series 09A
Reserve for Future Debt Service, Series 09A
Transfer to Bond Administration (Fund 030, Subfund 031)

\$130,000
92,000
88,000
1,000

Total

\$311,000

\$138 million Cap. Asset Acquisition Fixed Special Obligation Bonds – Series “2009A” – Fund 213
Fund Type: D5 – Subfund: 2E7
Debt Service Reserve Fund - Series 2009A (Tax Exempt) Bonds

Project: 213825

Revenues:

2009-10

Programmed Cash Reserve - Tax Exempt - Series 2009A Bonds

\$9,600,000

Expenditures:

Reserve for Future Debt Service, Tax Exempt Series 09A Bonds

\$9,600,000

\$44.595 million Cap. Asset Acquisition Fixed Special Obligation Bonds – BABs Series “2009B” – Fund 213
Fund Type: D5 – Subfund: 2E7
\$22.850 million - West Lot Project (BABs Taxable)

Project: 213830

<u>Revenues:</u>	<u>2009-10</u>
Federal Subsidy Receipts	\$410,000
Programmed Federal Subsidy Reserve	354,000
Transfer from Project Fund - Capitalized Interest	<u>1,422,000</u>
Total	<u>\$2,186,000</u>
<u>Expenditures:</u>	
Interest Payments on Bonds, Series 09B	\$1,170,000
Transfer to Bond Administration (Fund 030, Subfund 031)	1,013,000
	<u>3,000</u>
Total	<u>\$2,186,000</u>

\$44.595 million Cap. Asset Acquisition Fixed Special Obligation Bonds – BABs Series “2009B” – Fund 213
Fund Type: D5 – Subfund: 2E7
\$13.345 million - Light Speed Project (BABs Taxable)

Project: 213831

<u>Revenues:</u>	<u>2009-10</u>
Federal Subsidy Receipts	\$207,000
Programmed Federal Subsidy Reserve	179,000
Transfer from GSA	<u>718,000</u>
Total	<u>\$1,104,000</u>
<u>Expenditures:</u>	
Interest Payments on Bonds, Series 09B	\$591,000
Reserve for Future Debt Service, Series 09B	512,000
Transfer to Bond Administration (Fund 030, Subfund 031)	<u>1,000</u>
Total	<u>\$1,104,000</u>

\$44.595 million Cap. Asset Acquisition Fixed Special Obligation Bonds – BABs Series “2009B” – Fund 213
Fund Type: D5 – Subfund: 2E7
\$8.4million - Project Close-Out Project (BABs Taxable)

Project: 213832

<u>Revenues:</u>	<u>2009-10</u>
Federal Subsidy Receipts	\$243,000
Programmed Federal Subsidy Reserve	210,000
Transfer from General Services Administration Fund 050	20,000
Transfer from Capital Outlay Reserve (Fund 310, Subfund 313)	<u>319,000</u>
Total	<u>\$792,000</u>
<u>Expenditures:</u>	
Interest Payments on Bonds, Series 09B	\$693,000
Reserve for Future Debt Service, Series 09B	97,000
Transfer to Bond Administration (Fund 030, Subfund 031)	<u>2,000</u>
Total	<u>\$792,000</u>

\$44.595 million Cap. Asset Acquisition Fixed Special Obligation Bonds –Series 2009B - Fund 213

Fund Type: D5 – Subfund: 2E7

Debt Service Reserve Fund - Taxable BABs

Project: 213835

Revenues:

Programmed Cash Reserve - BABs - Series 2009B Bonds

2009-10

\$4,500,000

Expenditures:

Reserve for Future Debt Service, BABs - Series 2009B Bonds

\$4,500,000

Special Obliq. Notes-Series "2008 A"- Fund 214

Fund Type: D6 – Subfund: 2N1

Coral Gables Courthouse- \$3,675,000

Project: 214101

Revenues:

Transfer from Administrative Office of the Courts
Programmed Cash Reserve

2009-10

\$155,000

74,000

Total

\$229,000

Expenditures:

Interest Payments on Notes
Reserve for Future Debt Service
General and Administrative Expenses
Arbitrage Rebate Services
Transfer to Bond Administration (Fund 030, Subfund 031)

\$151,000

75,000

1,000

1,000

1,000

Total

\$229,000

Special Obliq. Notes-Series "2008 A"- Fund 214

Fund Type: D6 – Subfund: 2N1

Golf Club of Miami-Renovations-\$2,500,000

Project: 214102

Revenues:

Programmed Cash Reserve
Transfer from Parks Golf Operations (Fund 310, Subfund 313)

2009-10

\$50,000

106,000

Total

\$156,000

Expenditures:

Interest Payments on Notes
Reserve for Future Debt Service
General and Administrative Expenses
Arbitrage Rebate Services
Transfer to Bond Administration (Fund 030, Subfund 031)

\$102,000

51,000

1,000

1,000

1,000

Total

\$156,000

Special Oblig. Notes-Series "2008 A"- Fund 214
Fund Type: D6 – Subfund: 2N1
Fire Department- Fleet Replacement- \$975,000

Project: 214103

Revenues:

	<u>2009-10</u>
Programmed Cash Reserve	\$2,000
Transfer from Fire Department (Fund 011, Subfund 111)	<u>61,000</u>
Total	<u>\$63,000</u>

Expenditures:

Interest Payments on Notes	\$40,000
Reserve for Future Debt Service	20,000
General and Administrative Expenses	1,000
Arbitrage Rebate Services	1,000
Transfer to Bond Administration (Fund 030, Subfund 031)	<u>1,000</u>
Total	<u>\$63,000</u>

Special Oblig. Notes-Series "2008 A"- Fund 214
Fund Type: D6 – Subfund: 2N1
Parks & Recreation- Construction of Crandon Clubhouse- \$4,125,000

Project: 214104

Revenues:

	<u>2009-10</u>
Programmed Cash Reserve	\$83,000
Transfer from Sports Tax Revenues-Surplus (project 205804)	<u>173,000</u>
Total	<u>\$256,000</u>

Expenditures:

Interest Payments on Notes	\$169,000
Reserve for Future Debt Service	84,000
General and Administrative Expenses	1,000
Arbitrage Rebate Services	1,000
Transfer to Bond Administration (Fund 030, Subfund 031)	<u>1,000</u>
Total	<u>\$256,000</u>

Special Oblig. Notes-Series "2008 B"- Fund 214
Fund Type: D6 – Subfund: 2N1
Coast Guard- \$17,450,000

Project: 214105

Revenues:

	<u>2009-10</u>
Programmed Cash Reserve	\$390,000
Transfer from Capital Outlay Reserve (Fund 310, Subfund 313)	<u>784,000</u>
Total	<u>\$1,174,000</u>

Expenditures:

Interest Payments on Notes	\$780,000
Reserve for Future Debt Service	390,000
General and Administrative Expenses	1,000
Arbitrage Rebate Services	1,000
Transfer to Bond Administration (Fund 030, Subfund 031)	<u>2,000</u>
Total	<u>\$1,174,000</u>

495

\$2 Million Sunshine State Governmental Financing Commission Loan
Miami-Dade County, Florida Crandon Tennis Center Retractable Bleachers
Fund 292 – Loan Agreements
Fund Type: D9 – Subfund: 2L6

Project: 292600

Revenues:

	<u>2009-10</u>
Transfer from Capital Outlay Reserve (Fund 310, Subfund 313)	\$217,000
Programmed Cash Reserve	<u>138,000</u>
Total	<u>\$355,000</u>

Expenditures:

Principal Payment on Loan	\$151,000
Interest Payments on Loan	47,000
Reserve for Future Debt Service	<u>157,000</u>
Total	<u>\$355,000</u>

\$25 Million U.S. HUD Loan
Parrot Jungle and Gardens of Watson Island Loan Agreement
Fund 292 – Loan Agreements
Fund Type: D9 – Subfund: 2L7 QSE108

Project: 292700

Revenues:

	<u>2009-10</u>
Transfer in (Fund 750, Subfund 759, Project QSE108)	<u>\$3,453,000</u>

Expenditures:

Principal Payments on Loan	\$1,945,000
Interest Payments on Loan	<u>1,508,000</u>
Total	<u>\$3,453,000</u>

\$5 Million U.S. HUD Loan
BEDI Loan Agreement
Fund 292 – Loan Agreements
Fund Type: D9 – Subfund: 2L9

Project: 292900

Revenues:

	<u>2009-10</u>
Transfer from Fund 750, Subfund 770, Project Q0BEDI	<u>\$239,000</u>

Expenditures:

Principal Payment on Loan	\$138,000
Interest Payments on Loan	<u>101,000</u>
Total	<u>\$239,000</u>

496

\$40 Million U.S. HUD Loan
EDI Loan Agreement
Fund 292 – Loan Agreements
Fund Type: D9 – Subfund: 2L9

Project: 292901

Revenues:

2009-10

Revenue from EDI Trust Account

\$2,149,000

Expenditures:

Principal Payment on Loan, Series 01
Interest Payments on Loan, Series 01
Principal Payment on Loan, Series 04
Interest Payments on Loan, Series 04
Interest Payments on Loan, Series 06
Principal Payments on Loan, Series 06

\$556,000
400,000
150,000
336,000
557,000
150,000

Total

\$2,149,000

\$49 Million Sunshine State Governmental Financing Commission
Miami-Dade County, Florida – Various Projects
Fund 292 – Loan Agreements
Fund Type: D9 Subfund 2L8
\$6 Million Bell Helicopter Loan

Project: 298100

Revenues:

2009-10

Transfer from Capital Outlay Reserve

\$729,000

Expenditures:

Principal Payment on Loan
Interest Payments on Loan

\$665,000
64,000

Total

\$729,000

\$49 Million Sunshine State Governmental Financing Commission
Miami-Dade County, Florida – Various Projects
Fund 292 – Loan Agreements
Fund Type: D9 Subfund 2L8
\$9 Million Network Expansion Program

Project: 298300

Revenues:

2009-10

Transfer from Internal Service Fund (Fund 060, Subfund 025)

\$1,093,000

Expenditures:

Principal Payment on Loan
Interest Payments on Loan

\$997,000
96,000

Total

\$1,093,000

\$10 Million Sunshine State Governmental Financing Commission
Miami-Dade County, Florida – Naranja Lakes Loan
Fund 292 – Loan Agreements
Fund Type: D9 Subfund 2L8

Project: 298400

Revenues:

2009-10

Transfer from Fund Type TF Fund 600 Subfund 607 Project 640TNL

\$1,377,000

Expenditures:

Principal Payment on Loan 1
Interest Payments on Loan 1
Principal Payment on Loan 2
Interest Payments on Loan 2

\$452,000
250,000
500,000
175,000

Total

\$1,377,000

\$223.578 Million Sunshine State Governmental Financing Commission
Miami-Dade County, Florida, Series 2005 Various Projects (\$71 million)
Fund 292 – Loan Agreements
Fund Type: D9 Subfund 2L8

Project: 298500

Revenues:

2009-10

Interest Earnings
Transfer from Park and Recreation (Fund 040, Subfund 004)
Transfer from Convention Development Tax Revenue Fund (206300)
Transfer from Enterprise Technology Services Department (Fund 060, Subfund 005)
Transfer from Capital Outlay Reserve (Fund 310, Subfund 313)
Transfer from CDT Revenue Fund (Project 206300)

\$465,000
252,000
715,000
3,841,000
1,000,000

Total

\$6,273,000

Expenditures:

Principal Payment on Loan
Interest Payments on Loan

\$4,556,000
1,717,000

Total

\$6,273,000

\$223.578 Million Sunshine State Governmental Financing Commission
Miami-Dade County, Florida, Series 2005 – PHT Equipment (\$56.2 Million)
Fund 292 – Loan Agreements
Fund Type: D9 Subfund 2L8

Project: 298501

Revenues:

2009-10

Transfer from Capital Outlay Reserve

\$7,000,000

Expenditures:

Principal Payment on Loan 1
Interest Payments on Loan 1

\$5,000,000
2,000,000

Total

\$7,000,000

\$223.578 Million Sunshine State Governmental Financing Commission
Miami-Dade County, Florida, Series 2006 (\$100 Million)
Fund 292 – Loan Agreements
Fund Type: D9 Subfund 2L8

Project: 298502

<u>Revenues:</u>	<u>2009-10</u>
Transfer from Convention Development Tax Revenue Fund (Project 206300)	\$887,000
Transfer from Fire Department	1,901,000
Transfer from Capital Outlay Reserve (Fund 310, Subfund 313) Helicopter	1,138,000
Transfer from Revenue Fund (Project 206300)	2,000,000
Transfer from Capital Outlay Reserve (Fund 310, Subfund 313) PHT Equip	2,660,000
Transfer from Capital Outlay Reserve (Fund 310, Subfund 313) PHT Infras	1,261,000
Total	<u>\$9,847,000</u>

<u>Expenditures:</u>	
Principal Payment on Loan	\$5,743,000
Interest Payments on Loan	4,104,000
Total	<u>\$9,847,000</u>

\$52 Million Sunshine State Governmental Financing Commission
Miami-Dade County, Florida, Series 2008
Fund 292 – Loan Agreements
Fund Type: D9 Subfund 2L8

Project: 298503

<u>Revenues:</u>	<u>2009-10</u>
Transfer from CDT Revenue Fund (Project 206300)	\$970,000
Transfer from Capital Outlay Reserve (Fund 310, Subfund 313) Housing	725,000
Transfer from Capital Outlay Reserve (Fund 310, Subfund 313) Elections/Optical Scanning	865,000
Transfer from Capital Outlay Reserve (Fund 310, Subfund 313) Light Emitting Diodes	930,000
Transfer from Capital Outlay Reserve (Fund 310, Subfund 313) Cyber Security	695,000
Transfer from Convention Development Tax Revenue Fund (Project 206300)	70,000
Transfer from Parks - Marina	374,000
Total	<u>\$4,629,000</u>

<u>Expenditures:</u>	
Principal Payment on Loan	\$2,547,000
Interest Payments on Loan	2,082,000
Total	<u>\$4,629,000</u>

MIAMI-DADE LIBRARY
Capital Projects
(Fund 310, Subfund 311)

<u>Revenues:</u>	<u>Prior Years</u>	<u>FY 2009-10</u>	<u>Future Years</u>	<u>Total</u>
Library Taxing District Dollars	\$20,363,000	\$822,000	\$0	\$21,185,000
State Grants	0	0	0	0
Total	<u>\$20,363,000</u>	<u>\$822,000</u>	<u>\$0</u>	<u>\$21,185,000</u>

<u>Expenditures:</u>				
Arcola Lakes	\$0	\$1,050,000	\$1,191,000	\$2,241,000
New Hispanic/Carrfour	582,000	443,000	0	1,025,000
Naranja	5,409,000	0	0	5,409,000
Northeast	12,472,000	38,000	0	12,510,000
Total	<u>\$18,463,000</u>	<u>\$1,531,000</u>	<u>\$1,191,000</u>	<u>\$21,185,000</u>

CAPITAL OUTLAY RESERVE
Recommended New Appropriations for FY 2009-10
(Fund 310, Projects 313100, 314006, 314007 and Fund 361, Project 361010)

	<u>Committed</u> <u>Carryover</u>	<u>FY 2009-10</u>	<u>Future Years</u>	<u>Total</u>
Revenues:				
Future COR	\$0	\$0	\$31,089,000	\$31,089,000
Committed Carryover	42,202,000	0	0	42,202,000
Uncommitted Carryover	0	3,871,000	0	3,871,000
Transfer from Countywide General Fund	0	26,384,000	0	26,384,000
Transfer from General Services Administration	0	12,778,000	0	12,778,000
Transfer from Cable Television Revenue Fund	0	405,000	0	405,000
Handicapped Parking Fines and Miscellaneous ADA Revenue	0	100,000	0	100,000
Payment in Lieu of Taxes	0	500,000	0	500,000
Interest Earnings	0	500,000	0	500,000
Telephone Commission	0	2,500,000	0	2,500,000
Seaquarium Lease Payment	0	400,000	0	400,000
State of Florida - State Attorney Records	0	65,000	0	65,000
Transfer from Finance Department	0	13,244,000	0	13,244,000
Transfer from UMSA	0	0	0	0
Transfer Interest from Project 360120 for Housing Debt Service	0	280,000	0	280,000
	0	784,000	0	784,000
Transfer from Project 368053 for Coast Guard Property Debt Service				
Transfer from ETSD	<u>0</u>	<u>1,565,000</u>	<u>0</u>	<u>1,565,000</u>
Total	<u>\$42,202,000</u>	<u>\$63,376,000</u>	<u>\$31,089,000</u>	<u>\$136,667,000</u>

	<u>Committed</u> <u>Carryover</u>	<u>FY 2009-10</u>	<u>Future Years</u>	<u>Total</u>
Expenditures:				
Public Safety Strategic Area				
Clerk - Clerk of the Board Space Reconfiguration	0	57,000	0	57,000
Corrections and Rehabilitation - Communications Infrastructure Expansion	1,200,000	500,000	0	1,700,000
Corrections and Rehabilitation - Computer Replacement	200,000	0	300,000	500,000
Corrections and Rehabilitation - Facility Roof Replacements	152,000	98,000	0	250,000
Corrections and Rehabilitation - Freezer and Cooler Refurbishment	1,800,000	500,000	0	2,300,000
Corrections and Rehabilitation - Kitchen Equipment Replacement	1,000,000	500,000	600,000	2,100,000
Corrections and Rehabilitation - Metro West Detention Center Air Conditioning Coil Replacement	200,000	200,000	0	400,000
Corrections and Rehabilitation - Metro West Detention Center Air Conditioning Upgrade	900,000	100,000	0	1,000,000
Corrections and Rehabilitation - Metro West Detention Center Inmate Housing Improvement	1,200,000	600,000	600,000	2,400,000
Corrections and Rehabilitation - Metro West Detention Center Replace Housing Unit Security Windows	0	300,000	2,400,000	2,700,000
Corrections and Rehabilitation - Metro West Detention Center Replace Programmable Logic Controllers	300,000	100,000	0	400,000
Corrections and Rehabilitation - Remove and Replace Retherm Units	5,300,000	200,000	0	5,500,000
Corrections and Rehabilitation - Security Fence Enhancements	383,000	280,000	285,000	948,000
Corrections and Rehabilitation - Training and Treatment Center Plumbing Infrastructure	0	0	750,000	750,000
Corrections and Rehabilitation - Turner Guilford Knight Correctional Center Security Enhancements	975,000	250,000	1,800,000	3,025,000
Corrections and Rehabilitation - Turner Guilford Knight Infrastructure Repair - Install New Boilers	535,000	100,000	0	635,000
Corrections and Rehabilitation - Underground Fuel Tank Replacement	0	100,000	200,000	300,000
Corrections and Rehabilitation - Women's Detention Center Exterior Sealing	65,000	325,000	0	390,000
Judicial Administration - Coral Gables Courthouse Expansion	105,000	293,000	822,000	1,220,000
Judicial Administration - Court Facilities Repairs and Renovations	0	500,000	0	500,000
Judicial Administration - Joseph Caleb Center Courthouse Renovations	377,000	2,353,000	0	2,730,000
Judicial Administration - Public Defender Building Rewiring	100,000	900,000	0	1,000,000
Judicial Administration - Richard E. Gerstein Justice Building Eighth Floor Space Conversion	35,000	500,000	465,000	1,000,000
Judicial Administration - Odyssey Technology Project	400,000	300,000	0	700,000
Medical Examiner - Miscellaneous Capital	0	250,000	0	250,000
Police - Air Conditioning Air Handlers for District Stations and The Fred Taylor Headquarters Building	1,344,000	101,000	0	1,445,000
Police - CAD Server Replacement	0	500,000	0	500,000
Police - Crime Scene Investigation Bureau Expansion	100,000	0	0	100,000
Police - Electrical Panel Upgrades	410,000	750,000	0	1,160,000
Police - Fire Alarm Systems for Kendall District Station and The Fred Taylor Headquarters Building	800,000	544,000	256,000	1,600,000
Police - Helicopter Replacements	0	0	6,500,000	6,500,000
Police - Midwest Property and Evidence and The Fred Taylor Headquarters Building Roof Replacements	2,000,000	1,500,000	0	3,500,000

500

Police - Training Bureau Facility Improvements	1,622,000	300,000	214,000	2,136,000
Non-Departmental - Hialeah Courthouse Annual Equipment and Maintenance	0	500,000	0	500,000
Non-Departmental - Public Safety Communications Replacement Project	0	4,833,000	13,777,000	18,610,000
<u>Transportation Strategic Area</u>				
Public Works - Illuminated Street Signs	3,415,000	0	1,200,000	4,615,000
<u>Recreation and Culture Strategic Area</u>				
Park and Recreation - Areawide Parks - Park Improvements	0	6,000,000	0	6,000,000
Park and Recreation - Brothers to the Rescue Memorial Parking Lot	150,000	75,000	0	225,000
Park and Recreation - Country Club of Miami Golf Course Improvements	142,000	0	0	142,000
Park and Recreation - Gwen Cherry Park Improvements	257,000	100,000	0	357,000
Park and Recreation - Haulover Park Improvements	605,000	0	0	605,000
Park and Recreation - Park Facilities Sewer Connections	1,755,000	50,000	0	1,805,000
Vizcaya - Facility Improvements and Equipment Acquisition	0	100,000	0	100,000
<u>Neighborhood and Unincorporated Area Municipal Services Strategic Area</u>				
Building - Unsafe Structures Demolition	0	1,150,000	0	1,150,000
Neighborhood Compliance - Abandoned Vehicle Removal in the Unincorporated Municipal Service Area	0	10,000	0	10,000
Neighborhood Compliance - Unsafe structures Board-Up and Demolition	0	300,000	0	300,000
Public Works - Community Image Advisory Board Projects	0	500,000	0	500,000
Public Works - Lot Clearing	0	1,212,000	0	1,212,000
Solid Waste Management - Bus Stop Litter Bin Replacements	0	25,000	0	25,000
<u>Health and Human Services Strategic Area</u>				
Community Action Agency - Arcola Head Start Facility	600,000	0	508,000	1,108,000
Community Action Agency - Bus Acquisition	0	0	0	0
Community Action Agency - Facility Maintenance and Repairs	0	200,000	0	200,000
Human Services - 40-Year Building Recertification-Perrine Meals for the Elderly Site	0	0	0	0
Human Services - Facilities Repairs	0	500,000	0	500,000
Human Services - Preventative Maintenance Program	0	200,000	0	200,000
Non-Departmental - Fisher House Foundation	200,000	800,000	0	1,000,000
<u>Economic Development</u>				
Small Business Development-PC Replacement	0	15,000	0	15,000
<u>Enabling Strategies Strategic Area</u>				
Audit and Management Services - Furnishings	11,000	127,000	0	138,000
Elections - Acquire On-Line Printer and Fail-Over Server	320,000	160,000	320,000	800,000
Enterprise Technology Services Department - Core Optical Network Upgrades	425,000	198,000	0	623,000
Enterprise Technology Services Department - Data Center Cooling	250,000	50,000	0	300,000
Fair Employment Practices - Fair Employment On-Line Training for County Employees	94,000	6,000	0	100,000
General Services Administration - Bike Path Building Better Communities Bond Program	485,000	915,000	0	1,400,000
Government Information Center - Video Production Equipment Miami for Miami-Dade Television	1,431,000	405,000	0	1,836,000
Procurement - Technology Upgrade Vendor Performance	76,000	32,000	92,000	200,000
Non-Departmental - Community Based Organizations Monitoring Database	0	150,000	0	150,000
Non-Departmental - Reserve - Repairs and Renovation	0	1,140,000	0	1,140,000
<u>Debt Service</u>				
Non-Departmental - Debt Service - 100 South Biscayne Fit-Up (Capital Asset 2007)	0	176,000	0	176,000
Non-Departmental - Debt Service - 311 Answer Center (Capital Asset 2004 A and B)	0	2,583,000	0	2,583,000
Non-Departmental - Debt Service - Air Rescue Helicopter (Capital Asset 2004A)	0	1,192,000	0	1,192,000
Non-Departmental - Debt Service - Air Rescue Helicopter (Sunshine State 2001)	0	729,000	0	729,000
Non-Departmental - Debt Service - Air Rescue Helicopter (Sunshine State 2006)	0	1,138,000	0	1,138,000
Non-Departmental - Debt Service - Americans with Disabilities Act Projects (Capital Asset 2004B)	0	400,000	0	400,000
Non-Departmental - Debt Service - Carol City Community Center (Sunshine State 2005)	0	715,000	0	715,000
Non-Departmental - Debt Service - Coast Guard Property (Sunbank Loan)	0	784,000	0	784,000
Non-Departmental - Debt Service - Corrections Fire Systems Phase 1 (Capital Asset 2004A)	0	1,228,000	0	1,228,000
Non-Departmental - Debt Service - Corrections Fire Systems Phase 2 (Capital Asset 2004B)	0	138,000	0	138,000

Non-Departmental - Debt Service - Corrections Fire Systems Phase 3 (Sunshine State 2005)	0	1,395,000	0	1,395,000
Non-Departmental - Debt Service - Corrections Fire Systems Phase 4 (Capital Asset 2007)	0	822,000	0	822,000
Non-Departmental - Debt Service - Cyber Security Phase I (Sunshine State 2008)	0	1,565,000	0	1,565,000
Non-Departmental - Debt Service - Dade County Courthouse Façade Repair (Capital Asset 2004B)	0	1,273,000	0	1,273,000
Non-Departmental - Debt Service - Elections Facility (Capital Asset 2004B)	0	922,000	0	922,000
Non-Departmental - Debt Service - Elections Optical Scan Voting Equipment (Sunshine State 2008)	0	865,000	0	865,000
Non-Departmental - Debt Service - Elections Voting Equipment (Capital Asset 2002A)	0	2,910,000	0	2,910,000
Non-Departmental - Debt Service - Enterprise Resource Planning Implementation and Hardware (Sunshine State 2005)	0	956,000	0	956,000
Non-Departmental - Debt Service - Golf Club of Miami (Capital Asset 2004B)	0	392,000	0	392,000
Non-Departmental - Debt Service - Housing Capital Improvements (Capital Asset 2007)	0	1,014,000	0	1,014,000
Non-Departmental - Debt Service - Martin Luther King Administrative Facility Build-Out and Improvements (Capital Asset 2002A)	0	1,291,000	0	1,291,000
Non-Departmental - Debt Service - Martin Luther King Administrative Facility Furniture (Capital Asset 2004A)	0	615,000	0	615,000
Non-Departmental - Debt Service - Miami Metrozoo Aviary (Capital Asset 2002A)	0	284,000	0	284,000
Non-Departmental - Debt Service - Project Close Out Costs (Capital Asset 2009)	0	550,000	0	550,000
Non-Departmental - Debt Service - Public Health Trust (Capital Assets 2009)	0	3,600,000	0	3,600,000
Non-Departmental - Debt Service - Public Health Trust (Sunshine State 2005)	0	7,000,000	0	7,000,000
Non-Departmental - Debt Service - Public Health Trust (Sunshine State 2006)	0	3,921,000	0	3,921,000
Non-Departmental - Debt Service - Public Housing Projects (Sunshine State 2008)	0	725,000	0	725,000
Non-Departmental - Debt Service - Public Works Light Emitting Diodes (Sunshine State 2008)	0	930,000	0	930,000
Non-Departmental - Debt Service - Retrofit Telecommunication Towers Phase 1 (Sunshine State 2005)	0	596,000	0	596,000
Non-Departmental - Debt Service - Tamiami Park (Sunshine State 2005)	0	179,000	0	179,000
Non-Departmental - Debt Service - Tennis Center Retractable Bleachers (Sunshine State 2000)	<u>0</u>	<u>217,000</u>	<u>0</u>	<u>217,000</u>
Total		<u>\$31,719,000</u>	<u>\$73,859,000</u>	<u>\$31,089,000</u>

**PUBLIC WORKS
STORMWATER UTILITY CAPITAL IMPROVEMENT PROGRAM
(Fund 310, Subfund 316, Projects 316001, 316002, and 316100)**

Revenues:

2009-10

Transfer from Stormwater Utility Fund (Fund 140, Subfund 141)

\$15,854,000

Expenditures:

Drainage Improvements

\$15,854,000

**Building Better Communities General Obligation Bond Program
(Fund 320, All Subfunds)**

<u>Revenues:</u>	<u>Prior Years</u>	<u>FY 2009-10</u>	<u>Future Years</u>	<u>Total</u>
Programmed Proceeds	\$498,802,000	\$373,761,000	\$1,556,571,000	\$2,429,134,000
Interest Earnings	<u>17,781,000</u>	<u>2,114,000</u>	<u>4,750,000</u>	<u>24,645,000</u>
Total	<u>\$516,583,000</u>	<u>\$375,875,000</u>	<u>\$1,561,321,000</u>	<u>\$2,453,779,000</u>

<u>Expenditures:</u>				
Question 1: Water, Sewer and Flood Control	\$52,916,000	\$33,790,000	\$225,882,000	\$312,588,000
Question 2: Park and Recreation Facilities	113,304,000	80,426,000	297,586,000	491,316,000
Question 3: Bridges and Public Infrastructure	111,302,000	30,527,000	59,066,000	200,895,000
Question 4: Public Safety Facilities	16,533,000	35,860,000	267,692,000	320,085,000
Question 5: Emergency and Healthcare Facilities	75,570,000	43,680,000	45,750,000	165,000,000
Question 6: Public Service and Outreach Facilities	49,219,000	35,804,000	104,148,000	189,171,000
Question 7: Housing for Elderly and Families	10,247,000	29,711,000	225,042,000	265,000,000
Question 8: Cultural, Libraries, and Educational Facilities	70,907,000	84,478,000	336,155,000	491,540,000
Office of Capital Improvements	6,683,000	1,690,000	0	8,373,000
Office of the County Attorney	848,000	424,000	0	1,272,000
Issuance Cost and Discount	<u>4,054,000</u>	<u>4,485,000</u>	<u>0</u>	<u>8,539,000</u>
Total	<u>\$511,583,000</u>	<u>\$380,875,000</u>	<u>\$1,561,321,000</u>	<u>\$2,453,779,000</u>

**PUBLIC WORKS
Secondary Road Program
(Funds 330 and 331, Subfunds 332, 333, and 334)**

<u>Revenues:</u>	<u>2009-10</u>
Gas Tax Proceeds	\$15,102,000
FDOT Grant for Street Light Maintenance	1,300,000
Federal Funds for Stimulus	22,230,000
Secondary Carryover	1,266,000
FEMA Grant (Mast Arm Replacements)	11,100,000
Transfer from Impact Fee Program Fund 340 (Mast Arm Replacements)	1,427,000
FDCA Grant (Mast Arm Replacements)	<u>1,850,000</u>
Total	<u>\$54,275,000</u>

<u>Expenditures:</u>	
FY 2009-10 Secondary Road Program	\$50,175,000
Arterial Road Street Light Maintenance	3,000,000
Transfer to Metropolitan Planning Organization (Fund 730)	600,000
Transfer to Countywide General Fund	<u>500,000</u>
Total	<u>\$54,275,000</u>

**PUBLIC WORKS
People's Transportation Plan Projects
(Fund 325)**

<u>Revenues:</u>	<u>2009-10</u>
Transfer from People's Transportation Plan (Fund 402)	\$2,735,000
FDOT Payment	<u>2,200,000</u>
Total	<u>\$4,935,000</u>

<u>Expenditures:</u>	
People's Transportation Plan Operating Expenditures	\$2,735,000
Safe Routes to School Program (FDOT Funded)	<u>2,200,000</u>
Total	<u>\$4,935,000</u>

**CAPITAL IMPROVEMENT LOCAL OPTION
GAS TAX PROGRAM (THREE CENTS)
(Fund 337, Subfunds 201-299)**

Revenues:	Prior Years	2009-10	Future Years	Total
Transfer from Fund 337, Subfund 337 (Interest Only)	\$450,000	\$0	\$0	\$450,000
Transfer from Fund 337, Subfund 337 (New Proceeds)	0	986,000	6,000,000	<u>6,986,000</u>
Total	<u>\$450,000</u>	<u>\$986,000</u>	<u>\$6,000,000</u>	<u>\$7,436,000</u>
Expenditures:				
Countywide Striping for Bike Lanes	\$0	\$450,000	\$0	\$450,000
Road Resurfacing in Unincorporated Miami Dade County	586,000	586,000	2,930,000	4,102,000
Americans with Disabilities Act Hotline Projects	414,000	0	2,070,000	2,484,000
Widen NW 138 Street From I-75 to NW 107 Avenue	0	400,000	0	<u>400,000</u>
Total	<u>\$1,000,000</u>	<u>\$1,436,000</u>	<u>\$5,000,000</u>	<u>\$7,436,000</u>

**CAPITAL IMPROVEMENTS LOCAL OPTION
GAS TAX PROGRAM (THREE CENTS)
(Fund 337, Subfund 337)**

Revenues:	2009-10
Interest	\$781,000
Transfer from Transportation Trust Fund	<u>19,047,000</u>
Total	<u>\$19,828,000</u>
Expenditures:	
Transfer to Public Works (Fund 337, Subfunds 201-299 New Proceeds)	\$986,000
Transfer to Public Works (Fund 337, Subfunds 201-299 Interest Only)	450,000
Transfer to Debt Service (Project 208409)	1,192,000
Transfer to MDT (Fund 412)	<u>17,200,000</u>
Total	<u>\$19,828,000</u>

**IMPACT FEE PROGRAM
Roadway Construction
(Fund 340, Various Subfunds)**

Revenues:	2009-10
Carryover	\$11,984,000
City of Coral Gables Contribution	1,037,000
Impact Fees	12,590,000
Interest Earnings	<u>491,000</u>
Total	<u>\$26,102,000</u>
Expenditures:	
Roadway Construction Projects	\$20,206,000
Transfer to Debt Service for 97 Avenue Bridge	1,380,000
Transfer to Secondary Road Program (Funds 330 and 331)	1,427,000
Future Year Expenditures	<u>3,089,000</u>
Total	<u>\$26,102,000</u>

**Fire and Rescue Impact Fees
(Fund 341)**

<u>Revenues:</u>	<u>Prior Years</u>	<u>FY 2008-09</u>	<u>Future Years</u>	<u>Total</u>
Carryover	\$8,502,000	\$0	\$0	\$8,502,000
Impact Fees	0	6,775,000	10,155,000	16,930,000
Interest Earnings	0	200,000	0	200,000
Total	<u>\$8,502,000</u>	<u>\$6,975,000</u>	<u>\$10,155,000</u>	<u>\$25,632,000</u>

<u>Expenditures:</u>				
Capacity-Improving Projects	\$200,000	\$200,000	\$2,000,000	\$2,400,000
Facility improvements	425,000	1,000,000	0	1,425,000
New Fire Stations	3,920,000	3,925,000	12,244,000	20,089,000
Fire Station Replacement	0	500,000	1,218,000	1,718,000
Total	<u>\$4,545,000</u>	<u>\$5,625,000</u>	<u>\$15,462,000</u>	<u>\$25,632,000</u>

**Police Impact Fees
(Fund 342)**

<u>Revenues:</u>	<u>2009-10</u>
Carryover	\$8,184,000
Impact Fees	800,000
Interest Earnings	180,000
Total	<u>\$9,164,000</u>

<u>Expenditures:</u>	
Crime Scene Investigation Bureau Expansion	\$1,300,000
Construction of New Police Station (partial)	1,000,000
Improvement Property and Evidence Bureau	450,000
Capital Projects and Equipment Purchase	770,000
Reserve for Future Expenditures	5,644,000
Total	<u>\$9,164,000</u>

**Park and Recreation Impact Fees
(Fund 343)**

<u>Revenues:</u>	<u>2009-10</u>
Carryover	\$24,278,000
Impact Fees	1,400,000
Interest Earnings	500,000
Total	<u>\$26,178,000</u>

<u>Expenditures:</u>	
Land Acquisition and Capital Projects	\$2,956,000
Capital Projects	5,629,000
Future Year Expenditures	17,100,000
Reserve	493,000
Total	<u>\$26,178,000</u>

**PLANNING AND ZONING
Impact Fee Administration
(Fund 349, Subfund 999)**

<u>Revenues:</u>	<u>2009-10</u>
Impact Fee Administration Interest	\$27,000
Fire Impact Fee Administration	140,000
Police Impact Fee Administration	83,000
Park and Recreation Impact Fee Administration	158,000
Public Works Impact Fee Administration	242,000
School Impact Fee Administration Retained	75,000
School Impact Fee Interest Retained	1,000
Miscellaneous Revenue	3,800
Miami Lakes Park Impact Fee Administration	5,000
Miami Lakes Police Impact Fee Administration	400
Palmetto Bay Park Impact Fee Administration	400
Palmetto Bay Police Impact Fee Administration	400
Carryover	<u>774,000</u>
 Total	 <u>\$1,510,000</u>

<u>Expenditures:</u>	
Impact Fee Administration	1,424,000
Payment of County Rent to General Services Administration	63,000
Administrative Reimbursement	<u>23,000</u>
 Total	 <u>\$1,510,000</u>

**PARK AND RECREATION
Safe Neighborhood Parks Bond Program
(Fund 352, All Subfunds)**

<u>Revenues</u>	<u>Prior Years</u>	<u>FY 2009-10</u>	<u>Future Years</u>	<u>Total</u>
Transfer from Fund 380	<u>\$77,403,000</u>	<u>\$12,479,000</u>	<u>\$0</u>	<u>\$89,882,000</u>
 <u>Expenditures</u>				
ADA Compliance	\$1,500,000	\$0	\$0	\$1,500,000
Areawide Park Development	14,679,000	2,821,000	0	17,500,000
Bayside Park Improvements	11,133,000	1,767,000	0	12,900,000
			0	0
Southridge Park Improvements	3,191,000	809,000	0	4,000,000
			0	0
			0	0
Local Park Development	20,670,000	4,212,000	0	24,882,000
Local Park Improvements	14,420,000	1,430,000	0	15,850,000
Local Parks Per Capital Allocation	9,450,000	800,000	0	10,250,000
Pool Improvements and Development	<u>2,360,000</u>	<u>640,000</u>	0	<u>3,000,000</u>
 Total	 <u>\$77,403,000</u>	 <u>\$12,479,000</u>	 <u>\$0</u>	 <u>\$89,882,000</u>

**FIRE RESCUE DISTRICT
Special Obligation Bonds
(Fund 360)**

<u>Revenues:</u>	<u>Prior Years</u>	<u>FY 2009-10</u>	<u>Future Years</u>	<u>Total</u>
Bond Proceeds Series 2	\$18,094,000	\$0	\$0	\$18,094,000
Interest Earnings Series 2	3,970,000	0	0	3,970,000
1994 Special Obligation Bond Interest	<u>5,500,000</u>	<u>0</u>	<u>0</u>	<u>5,500,000</u>
 Total	 <u>\$27,564,000</u>	 <u>\$0</u>	 <u>\$0</u>	 <u>\$27,564,000</u>
 <u>Expenditures:</u>				
Training Facility	<u>\$16,792,000</u>	<u>\$10,772,000</u>	<u>\$0</u>	<u>\$27,564,000</u>

**PERFORMING ARTS CENTER SPECIAL OBLIGATION BONDS
(Fund 360)**

<u>Revenues:</u>	<u>Prior Years</u>	<u>FY 2009-10</u>	<u>Future Years</u>	<u>Total</u>
Bond Proceeds	\$56,903,000	\$0	\$0	\$56,903,000
Interest Earnings	14,167,000	0	0	14,167,000
Division of Cultural Affairs - for South Miami-Dade Cultural Arts Center	<u>1,500,000</u>	<u>0</u>	<u>0</u>	<u>1,500,000</u>
Total	<u>\$72,570,000</u>	<u>\$0</u>	<u>\$0</u>	<u>\$72,570,000</u>

<u>Expenditures:</u>				
Existing Cultural Facilities	\$15,535,000	\$1,430,000	\$0	\$16,965,000
Neighborhood Cultural Facilities	9,341,000	2,355,000	3,000,000	14,696,000
South Miami-Dade Cultural Arts Center	<u>38,182,000</u>	<u>2,727,000</u>	<u>0</u>	<u>40,909,000</u>
Total	<u>\$63,058,000</u>	<u>\$6,512,000</u>	<u>\$3,000,000</u>	<u>\$72,570,000</u>

**Series 1997C Subordinate Special Obligation Bonds
Convention Development Tax
(Fund 360, Subfund 010, Project 368028)**

<u>Revenues:</u>	<u>Prior Years</u>	<u>FY 2009-10</u>	<u>Future Years</u>	<u>Total</u>
1997C Proceeds	\$1,379,000	\$0	\$0	\$1,379,000
Interest	<u>756,000</u>	<u>20,000</u>	<u>0</u>	<u>776,000</u>
Total	<u>\$2,135,000</u>	<u>\$20,000</u>	<u>\$0</u>	<u>\$2,155,000</u>

<u>Expenditures:</u>				
Baywalk Bike Path/Parcel B Connection	\$841,000	\$1,000,000	\$0	\$1,841,000
Legally Eligible Closeout Costs for Above Project or Arbitrage Liability	<u>0</u>	<u>294,000</u>	<u>20,000</u>	<u>314,000</u>
Total	<u>\$841,000</u>	<u>\$1,294,000</u>	<u>\$20,000</u>	<u>\$2,155,000</u>

**CAPITAL ASSET ACQUISITION BOND
Series 2007A
(Fund 360, Subfund 015)**

<u>Revenues:</u>	<u>Prior Years</u>	<u>FY 2009-10</u>	<u>Future Years</u>	<u>Total</u>
Bond Proceeds and Premium	\$134,868,000	\$0	\$0	\$134,868,000
Interest Earnings	<u>7,442,000</u>	<u>500,000</u>	<u>0</u>	<u>7,942,000</u>
Total	<u>\$142,310,000</u>	<u>\$500,000</u>	<u>\$0</u>	<u>\$142,810,000</u>

<u>Expenditures:</u>				
Overtown 2 Fit-Up/Chilled Water Connection	\$1,501,000	\$27,963,000	\$0	\$29,464,000
Chilled Water Plant Acquisition/Improvements	19,100,000	0	0	19,100,000
GSA Trade Shop Facility	10,216,000	9,784,000	0	20,000,000
Hope VI Housing Development	2,060,000	14,281,000	0	16,341,000
Radio Tower Improvements	0	800,000	1,500,000	2,300,000
Metronet Edge Switch	0	1,985,000	0	1,985,000
Electronic Document Management System Replacement	0	485,000	0	485,000
Dotnet Server Replacement	0	230,000	0	230,000
Correctional Facility Projects:				
Roof Replacements, Systemwide	0	1,800,000	0	1,800,000
Metro West AC Upgrade	0	1,500,000	0	1,500,000
TTC Plumbing Infrastructure	300,000	450,000	0	750,000

507

TGK Housing Unit Shower Renovations	500,000	1,500,000	0	2,000,000
Life-Safety and Closeout Costs, Correctional Projects	0	0	4,750,000	4,750,000
Library District Projects:				
Arcola Lakes	3,188,000	1,337,000	0	4,525,000
Naranja	2,669,000	0	0	2,669,000
Coconut Grove	0	778,000	949,000	1,727,000
Coral Gables	0	1,010,000	0	1,010,000
Culmer/Overtown ADA Upgrades	105,000	0	0	105,000
Edison	99,000	243,000	588,000	930,000
Little River	1,844,000	330,000	743,000	2,917,000
Miami Lakes	0	500,000	0	500,000
Miami Springs	503,000	0	0	503,000
Shenandoah	702,000	106,000	0	808,000
South Miami Phase II	981,000	288,000	0	1,269,000
Coast Guard Property Acquisition/Improvements	14,283,000	0	1,500,000	15,783,000
Transfer to Capital Outlay Reserve for Coast Guard Property Debt Service	361,000	784,000	272,000	1,417,000
Transfer to Debt Service Project 213721 (Overtown 2)	3,013,000	1,276,000	0	4,289,000
Debt Service, Arbitrage Liability or Legally Eligible Project Close Out Costs	0	0	3,653,000	3,653,000
Total	\$61,425,000	\$67,430,000	\$13,955,000	\$142,810,000

**2001 SUNSHINE STATE LOAN
(Fund 360, Subfund 100)**

Revenues:	Prior Years	FY 2009-10	Future Years	Total
Interest Earnings	<u>\$658,000</u>	<u>\$0</u>	<u>\$0</u>	<u>\$658,000</u>
Expenditures:				
911/311 Answerpoint Network Equipment	\$638,000	\$0	\$0	\$638,000
Legally Eligible Closeout Costs for Network Connections	0	20,000	0	20,000
Total	<u>\$638,000</u>	<u>\$20,000</u>	<u>\$0</u>	<u>\$658,000</u>

**2005 SUNSHINE STATE LOAN
(Fund 360, Subfund 101)**

Revenues:	Prior Years	FY 2009-10	Future Years	Total
Loan Proceeds	\$11,000,000	\$0	\$0	\$11,000,000
Interest Earnings	<u>3,629,000</u>	<u>0</u>	<u>0</u>	<u>3,629,000</u>
Total	<u>\$14,629,000</u>	<u>\$0</u>	<u>\$0</u>	<u>\$14,629,000</u>
Expenditures:				
911/311 Answerpoint, Technology and Traffic Center (Lightspeed)				
Fiber Connection and Network Equipment	\$1,150,000	\$0	\$0	\$1,150,000
Carol City Community Center	\$3,000,000	\$3,000,000	\$0	6,000,000
ETSD Radio Tower Retrofits	2,400,000	2,600,000	0	5,000,000
MDPD Helicopter (2nd of 4) and/or Other Legally Eligible Project Closeout Costs	0	2,479,000	0	2,479,000
Total	<u>\$6,550,000</u>	<u>\$8,079,000</u>	<u>\$0</u>	<u>\$14,629,000</u>

**2006 SUNSHINE STATE LOAN
(Fund 360, Subfund 103)**

<u>Revenues:</u>	<u>Prior Years</u>	<u>FY 2009-10</u>	<u>Future Years</u>	<u>Total</u>
Loan Proceeds	\$15,525,000	\$0	\$0	\$15,525,000
Interest Earnings	<u>1,542,000</u>	<u>0</u>	<u>0</u>	<u>1,542,000</u>
Total	<u>\$17,067,000</u>	<u>\$0</u>	<u>\$0</u>	<u>\$17,067,000</u>

Expenditures:

Fire Rescue Station Renovations	272,000	850,000	2,928,000	4,050,000
Homestead Fire Rescue Station 16	1,250,000	1,697,000	553,000	3,500,000
Model Cities Fire Rescue Station 2	550,000	2,056,000	894,000	3,500,000
South Division Office	655,000	345,000	0	1,000,000
Fire Fleet Facility	0	0	0	0
Village of Sunny Isles Beach Station 10	1,060,000	1,805,000	610,000	3,475,000
Miami Dade Police Helicopter Replacement (2 of 4) or other legally eligible project closeout	0	1,250,000	0	1,250,000
Legally Eligible Fire Project Closeout Costs	<u>50,000</u>	<u>0</u>	<u>242,000</u>	<u>292,000</u>
Total	<u>\$3,837,000</u>	<u>\$8,003,000</u>	<u>\$5,227,000</u>	<u>\$17,067,000</u>

**2008 SUNSHINE STATE LOAN
(Fund 360, Subfund 104)**

<u>Revenues:</u>	<u>Prior Years</u>	<u>FY 2009-10</u>	<u>Future Years</u>	<u>Total</u>
Loan Proceeds	\$9,300,000	\$0	\$0	\$9,300,000
Interest Earnings	<u>487,000</u>	<u>0</u>	<u>0</u>	<u>487,000</u>
Total	<u>\$9,787,000</u>	<u>\$0</u>	<u>\$0</u>	<u>\$9,787,000</u>

Expenditures:

Marina Capital Projects	\$4,100,000	\$505,000	\$0	\$4,605,000
Public Housing Safety and Security Projects	2,800,000	2,000,000	0	4,800,000
Public Housing One Time Relocation Cost	0	55,000	0	55,000
Transfer to Capital Outlay Reserve for Housing Debt Service	0	280,000	0	280,000
Legally Eligible Closeout Costs or Arbitrage Liability	<u>0</u>	<u>0</u>	<u>47,000</u>	<u>47,000</u>
Total	<u>\$6,900,000</u>	<u>\$2,840,000</u>	<u>\$47,000</u>	<u>\$9,787,000</u>

**QUALITY NEIGHBORHOOD IMPROVEMENT PROGRAM PHASE I
Stormwater
(Fund 361, Subfund 002)**

<u>Revenues:</u>	<u>FY 2009-10</u>
Carryover Proceeds and Interest	<u>\$4,351,000</u>

Expenditures:

Transfer to Fund 361 Subfund 006	<u>\$4,351,000</u>
----------------------------------	--------------------

**QUALITY NEIGHBORHOOD IMPROVEMENT PROGRAM PHASE II
Series 2002 Public Service Tax Revenue Bonds
(Fund 361, Subfund 003)**

<u>Revenues:</u>	<u>FY 2009-10</u>
Carryover Proceeds and Interest	<u>\$5,821,000</u>

Expenditures:

Park and Recreation Projects	\$1,949,000
Public Works Projects	369,000
Transfer to Fund 361 Subfund 006	<u>3,503,000</u>
Total	<u>\$5,821,000</u>

509

**QUALITY NEIGHBORHOOD IMPROVEMENT PROGRAM
Phase III Pay Go
(Fund 361, Subfund 312)**

<u>Revenues:</u>	<u>FY 2009-10</u>
Carryover Proceeds and Interest	<u>\$2,000</u>

<u>Expenditures:</u>	
Unallocated Projects	<u>\$2,000</u>

**QUALITY NEIGHBORHOOD IMPROVEMENT PROGRAM PHASE IV
Series 2006 Public Service Tax Revenue Bonds
(Fund 361, Subfund 004)**

<u>Revenues:</u>	<u>FY 2009-10</u>
Carryover Proceeds and Interest	<u>\$2,537,000</u>

<u>Expenditures:</u>	
Park and Recreation Projects	\$1,749,000
Unallocated Projects	<u>788,000</u>
Total	<u>\$2,537,000</u>

**QUALITY NEIGHBORHOOD IMPROVEMENT PROGRAM PHASE V
Series 2007A Public Service Tax Revenue Bonds
(Fund 361, Subfund 005)**

<u>Revenues:</u>	<u>FY 2009-10</u>
Carryover Proceeds and Interest	<u>\$7,270,000</u>

<u>Expenditures:</u>	
Park and Recreation Projects	\$1,000,000
Public Works Projects	2,872,000
Unallocated Projects	<u>3,398,000</u>
Total	<u>\$7,270,000</u>

**QUALITY NEIGHBORHOOD IMPROVEMENT PROGRAM PHASE VI
Series 2009 Public Service Tax Revenue Bonds
(Fund 361, Subfund 006)**

<u>Revenues:</u>	<u>FY 2009-10</u>
Transfer from Fund 361 Subfund 002	\$4,351,000
Transfer from Fund 361 Subfund 003	3,503,000
Programmed QNIP Financing	<u>22,000,000</u>
Total	<u>\$29,854,000</u>

<u>Expenditures:</u>	
Park and Recreation Projects	\$555,000
Unallocated Projects	<u>29,299,000</u>
Total	<u>\$29,854,000</u>

CAPITAL ASSET ACQUISITION BOND
Series 2002 Fire Rescue Projects
(Fund 362, Subfund 001)

<u>Revenues:</u>	<u>Prior Years</u>	<u>FY 2009-10</u>	<u>Future Years</u>	<u>Total</u>
Bond Proceeds	\$12,900,000	\$0	\$0	\$12,900,000
Interest Earnings	<u>221,000</u>	<u>0</u>	<u>0</u>	<u>221,000</u>
Total	<u>\$13,121,000</u>	<u>\$0</u>	<u>\$0</u>	<u>\$13,121,000</u>

Expenditures:

South Command Renovation	\$869,000	\$0	\$0	\$869,000
Station 13 Warehouse	2,500,000	0	0	2,500,000
Station 40 Relocation	431,000	0	0	431,000
Fire Rescue Fleet Replacement	9,100,000	0	0	9,100,000
Legally Eligible Closeout Costs or Arbitrage Liability	0	179,000	0	179,000
Homestead Fire Rescue Station 16	<u>0</u>	<u>42,000</u>	<u>0</u>	<u>42,000</u>
Total	<u>\$12,900,000</u>	<u>\$221,000</u>	<u>\$0</u>	<u>\$13,121,000</u>

CAPITAL ASSET ACQUISITION BOND
Series 2002 Projects
(Fund 362, Subfund 001)

<u>Revenues:</u>	<u>Prior Years</u>	<u>FY 2009-10</u>	<u>Future Years</u>	<u>Total</u>
Bond Proceeds	\$6,300,000	\$0	\$0	\$6,300,000
Interest Earnings	<u>1,306,000</u>	<u>0</u>	<u>0</u>	<u>1,306,000</u>
Total	<u>\$7,606,000</u>	<u>\$0</u>	<u>\$0</u>	<u>\$7,606,000</u>

Expenditures:

Coral Gables Courthouse	\$6,087,000	\$213,000	\$0	\$6,300,000
Miami Dade Police Helicopter Replacement (1 of 4)	1,276,000	0	0	1,276,000
Legally Eligible Closeout Costs or Arbitrage Liability	<u>0</u>	<u>30,000</u>	<u>0</u>	<u>30,000</u>
Total	<u>\$7,363,000</u>	<u>\$243,000</u>	<u>\$0</u>	<u>\$7,606,000</u>

CAPITAL ASSET ACQUISITION BOND
Series 2004A
(Fund 362, Subfund 002)

<u>Revenues:</u>	<u>Prior Years</u>	<u>FY 2009-10</u>	<u>Future Years</u>	<u>Total</u>
Bond Proceeds	\$1,670,000	\$0	\$0	\$1,670,000
Interest Earnings	<u>1,336,000</u>	<u>0</u>	<u>0</u>	<u>1,336,000</u>
Total	<u>\$3,006,000</u>	<u>\$0</u>	<u>\$0</u>	<u>\$3,006,000</u>

Expenditures:

Doral North Fire Rescue Station	\$0	\$1,670,000	\$0	\$1,670,000
Air Rescue Helicopter (Countywide Service)		0	0	0
Homestead Fire Rescue Station 16		205,000		205,000
Cyber Security Technology Project	1,000,000	0	0	1,000,000
Legally Eligible Fire Rescue Closeout Costs	0	52,000	0	52,000
Legally Eligible General Government Project Closeout Costs	<u>0</u>	<u>79,000</u>	<u>0</u>	<u>79,000</u>
Total	<u>\$1,000,000</u>	<u>\$2,006,000</u>	<u>\$0</u>	<u>\$3,006,000</u>

CAPITAL ASSET ACQUISITION BOND
Series 2004B Fire Rescue Projects
(Fund 362, Subfund 003)

<u>Revenues:</u>	<u>Prior Years</u>	<u>FY 2009-10</u>	<u>Future Years</u>	<u>Total</u>
Bond Proceeds	\$18,000,000	\$0	\$0	\$18,000,000
Interest Earnings	<u>1,069,000</u>	<u>0</u>	<u>0</u>	<u>1,069,000</u>
Total	<u>\$19,069,000</u>	<u>\$0</u>	<u>\$0</u>	<u>\$19,069,000</u>

Expenditures:

UHF Radio Replacement	\$17,500,000	\$500,000	\$0	\$18,000,000
Homestead Fire Rescue Station 16	0	363,000	0	363,000
Model Cities Fire Rescue Station 2	0	0	502,000	502,000
Legally Eligible Fire Rescue Closeout Costs	<u>0</u>	<u>0</u>	<u>204,000</u>	<u>204,000</u>
Total	<u>\$17,500,000</u>	<u>\$863,000</u>	<u>\$706,000</u>	<u>\$19,069,000</u>

CAPITAL ASSET ACQUISITION BOND
Series 2004B Projects
(Fund 362, Subfund 003)

<u>Revenues:</u>	<u>Prior Years</u>	<u>FY 2009-10</u>	<u>Future Years</u>	<u>Total</u>
Bond Proceeds	\$24,300,000	\$0	\$0	\$24,300,000
Interest Earnings	<u>3,205,000</u>	<u>0</u>	<u>0</u>	<u>3,205,000</u>
Total	<u>\$27,505,000</u>	<u>\$0</u>	<u>\$0</u>	<u>\$27,505,000</u>

Expenditures:

County Club of Miami Golf Course Improvements	\$4,216,000	\$384,000	\$0	\$4,600,000
Elections ADA Improvements	700,000	467,000	0	1,167,000
General Government ADA Improvements	2,500,000	633,000	0	3,133,000
Public Works (Right of Way) ADA Improvements	0	400,000	0	400,000
Dade County Courthouse Façade Repair	1,000,000	2,000,000	12,000,000	15,000,000
Miami Dade Police Helicopter Replacement (1 of 4)	1,974,000	0	0	1,974,000
Haulover Beach Ocean Rescue	0	0	600,000	600,000
Legally Eligible Closeout Costs or Arbitrage Liability	<u>0</u>	<u>0</u>	<u>631,000</u>	<u>631,000</u>
Total	<u>\$10,390,000</u>	<u>\$3,884,000</u>	<u>\$13,231,000</u>	<u>\$27,505,000</u>

CAPITAL ASSET ACQUISITION BOND
Series 2009 Projects
(Fund 362 Subfund 004)

<u>Revenues:</u>	<u>Prior Years</u>	<u>FY 2009-10</u>	<u>Future Years</u>	<u>Total</u>
Capital Asset Acquisition Bond Series 2009	<u>\$57,200,000</u>	<u>\$0</u>	<u>\$0</u>	<u>\$57,200,000</u>

Expenditures:

West Lot Multi-Purpose Facility	\$43,000	\$330,000	\$21,627,000	\$22,000,000
Cyber Security Phase II	0	6,400,000	0	6,400,000
911/311 Answerpoint, Technology and Traffic Center	18,800,000	0	0	18,800,000
Project Closeout Costs				
Projects to be Assigned		0	3,000,000	3,000,000
Animal Services Facility	0	0	4,000,000	4,000,000
911/311 Answerpoint, Technology and Traffic Center	<u>0</u>	<u>3,000,000</u>	<u>0</u>	<u>3,000,000</u>
Total	<u>\$18,843,000</u>	<u>\$9,730,000</u>	<u>\$28,627,000</u>	<u>\$57,200,000</u>

PROGRAMMED FUTURE CAPITAL ASSET ACQUISITION FINANCING
Series 2010 Proposed and Future
(Fund and Subfund To Be Determined)

<u>Revenues:</u>	<u>Prior Years</u>	<u>FY 2009-10</u>	<u>Future Years</u>	<u>Total</u>
Future Financing Proceeds	\$0	\$83,517,000	\$73,000,000	\$156,517,000
 <u>Expenditures:</u>				
Overtown 2 Purchase and Fit Up Completion	\$0	\$83,282,000	\$235,000	\$83,517,000
Children's Courthouse	0	0	73,000,000	73,000,000
Total	\$0	\$83,282,000	\$73,235,000	\$156,517,000

FIRE RESCUE DEPARTMENT PROGRAMMED FUTURE CAPITAL ASSET ACQUISITION FINANCING
Future Series
(Fund and Subfund To Be Determined)

<u>Revenues:</u>	<u>Prior Years</u>	<u>FY 2009-10</u>	<u>Future Years</u>	<u>Total</u>
Future Financing Proceeds	\$0	\$0	\$48,000,000	\$48,000,000
 <u>Expenditures:</u>				
Fire Fleet Facility	\$0	\$0	\$2,000,000	\$2,000,000
Kendall Shop	0	0	6,000,000	6,000,000
West Miami Station 40	0	0	1,500,000	1,500,000
Highland Oaks Station 63	0	0	5,000,000	5,000,000
North Bay Village Station 27	0	0	5,000,000	5,000,000
Land Acquisition	0	0	10,000,000	10,000,000
Arcola Station 67	0	0	2,500,000	2,500,000
Coconut Palm Fire Station Station 70	0	0	3,500,000	3,500,000
Dolphin Station 68	0	0	3,500,000	3,500,000
Glades/Beacon Lakes Station 75	0	0	2,000,000	2,000,000
North Miami Station 18	0	0	3,500,000	3,500,000
Palmetto Bay Station 62	0	0	3,500,000	3,500,000
Total	\$0	\$0	\$48,000,000	\$48,000,000

Special Obligation Bond Juvenile Courthouse Series 2003
(Fund 363, Subfund 001)

<u>Revenues:</u>	<u>Prior Years</u>	<u>FY 2009-10</u>	<u>Future Years</u>	<u>Total</u>
Bond Proceeds and Premium	\$90,833,000	\$0	\$0	\$90,833,000
 <u>Expenditures:</u>				
Children's Courthouse Issuance Cost	\$14,959,000	\$58,218,000	\$14,997,000	\$88,174,000
	2,659,000	0	0	2,659,000
Total	\$17,618,000	\$58,218,000	\$14,997,000	\$90,833,000

**Ballpark Project
Convention Development Tax and Professional Sports Tax
(Fund 365, Subfunds 001, 002, 003 and 004)**

<u>Revenues:</u>	<u>Prior Years</u>	<u>FY 2009-10</u>	<u>Future Years</u>	<u>Total</u>
Series 2009 Convention Development Tax	\$81,248,000	\$0	\$0	\$81,248,000
Series 2009 Professional Sports Tax	221,238,000	0	0	221,238,000
Interest	<u>1,000,000</u>	<u>4,500,000</u>	<u>778,000</u>	<u>6,278,000</u>
Total	<u>\$303,486,000</u>	<u>\$4,500,000</u>	<u>\$778,000</u>	<u>\$308,764,000</u>

<u>Expenditures:</u>				
Ballpark and Public Infrastructure	\$25,450,000	\$151,450,000	\$130,223,000	\$307,123,000
Issuance Costs	<u>1,641,000</u>	<u>0</u>	<u>0</u>	<u>1,641,000</u>
Total	<u>\$27,091,000</u>	<u>\$151,450,000</u>	<u>\$130,223,000</u>	<u>\$308,764,000</u>

**Criminal Justice Facilities General Obligation Bond Program
Public Improvement Bonds, Series BB, CC and EE
(Fund 370, Subfunds 37B, 37C and 37E)**

<u>Revenues:</u>	<u>Prior Years</u>	<u>FY 2009-10</u>	<u>Future Years</u>	<u>Total</u>
Series BB Proceeds	\$6,271,000	\$0	\$0	\$6,271,000
Series BB Interest	4,085,000	0	0	4,085,000
Series CC Interest	1,590,000	0	0	1,590,000
Series EE Proceeds	299,000	0	0	299,000
Series EE Interest	<u>4,634,000</u>	<u>0</u>	<u>0</u>	<u>4,634,000</u>
Total	<u>\$16,879,000</u>	<u>\$0</u>	<u>\$0</u>	<u>\$16,879,000</u>

<u>Expenditures:</u>				
Children's Courthouse	\$0	\$0	\$10,945,000	\$10,945,000
Northside Police Station (Arcola)	0	0	5,550,000	5,550,000
Closeout Costs for Above Projects	<u>0</u>	<u>0</u>	<u>384,000</u>	<u>384,000</u>
Total	<u>\$0</u>	<u>\$0</u>	<u>\$16,879,000</u>	<u>\$16,879,000</u>

**OFFICE OF CAPITAL IMPROVEMENTS
Safe Neighborhood Parks Bond Program
(Fund 380, All Subfunds)**

<u>Revenues:</u>	<u>Prior Years</u>	<u>FY 2009-10</u>	<u>Future Years</u>	<u>Total</u>
Bond Proceeds	\$200,000,000	\$0	\$0	\$200,000,000
Interest	<u>25,492,000</u>	<u>100,000</u>	<u>0</u>	<u>25,592,000</u>
Total	<u>\$225,492,000</u>	<u>\$100,000</u>	<u>\$0</u>	<u>\$225,592,000</u>

<u>Expenditures:</u>				
Issuance and Administration	\$7,767,000	\$159,000	\$170,000	\$8,096,000
Transfer to Park and Recreation	117,447,000	12,479,000	0	129,926,000
Beach Renourishment	2,970,000	0	0	2,970,000
DERM Land Acquisition	1,972,000	0	0	1,972,000
Transfer to Fund 360, Subfund 008 Gateway Park	800,000	0	0	800,000
Transfer to Fund 360, Subfund 008 Cultural Center	247,000	0	0	247,000
Fairchild Tropical Gardens	3,960,000	0	0	3,960,000
Miami Circle	3,000,000	0	0	3,000,000
Challenge Grants, Municipalities and Non Profits	12,054,000	0	0	12,054,000
Municipal Transfers	51,047,000	2,600,000	0	53,647,000
Future Projects and Arbitrage Liability Reserve	<u>710,000</u>	<u>0</u>	<u>8,210,000</u>	<u>8,920,000</u>
Total	<u>\$201,974,000</u>	<u>\$15,238,000</u>	<u>\$8,380,000</u>	<u>\$225,592,000</u>

514

PUBLIC WORKS
People's Transportation Plan
(Fund 390)

<u>Revenues:</u>	<u>Prior Years</u>	<u>2009-10</u>	<u>Future Years</u>	<u>Total</u>
People's Transportation Plan Bond Proceeds	\$124,193,000	\$104,758,000	\$175,417,000	\$404,368,000
Transfer for pay as you go projects (Fund 402)	17,032,000	0	0	\$17,032,000
Florida Department of Transportation	17,942,000	24,252,000	13,762,000	\$55,956,000
Municipal Contributions	<u>500,000</u>	<u>0</u>	<u>0</u>	<u>\$500,000</u>
Total	<u>\$159,667,000</u>	<u>\$129,010,000</u>	<u>\$189,179,000</u>	<u>\$477,856,000</u>
<u>Expenditures:</u>				
Drainage Improvements	\$0	\$100,000	\$0	100,000
Construct NW 138 Street Bridge At Miami River Canal	716,000	3,497,000	2,800,000	7,013,000
Arterial Road Improvements	262,000	0	1,500,000	1,762,000
Improvements to South Bayshore Drive, Darwin to Mercy	16,000	498,000	0	514,000
Neighborhood Improvements	41,007,000	12,640,000	37,778,000	91,425,000
SW 157 Avenue - SW 120 Street to SW 112 Street	4,420,000	1,450,000	0	5,870,000
SW 157 Avenue - SW 136 Street to SW 120 Street	4,944,000	4,441,000	0	9,385,000
SW 157 Avenue - SW 184 ST to SW 152 Street	609,000	8,675,000	2,750,000	12,034,000
NE 2 Avenue Improvements - NE 20 Street to NE 36 Street	5,000	0	3,945,000	3,950,000
NE 2 Avenue Improvements - NE 36 Street to NE 43 Street	5,000	0	3,385,000	3,390,000
NE 2 Avenue Improvements - NE 43 Street to NE 62 Street	5,000	0	9,125,000	9,130,000
NE 2 Avenue Improvements - NE 62 Street to West Little River Canal	13,000	0	4,917,000	4,930,000
NW 7 Street Improvement - NW 72 Avenue to NW 37 Avenue	2,110,000	664,000	0	2,774,000
SW 176 Street Improvements - US 1 to SW 107 Avenue	398,000	0	4,630,000	5,028,000
SW 180 Street Improvements - SW 147 Avenue to SW 137 Avenue	1,443,000	154,000	0	1,597,000
SW 216 Street Improvements - HEFT to SW 127 Avenue	688,000	0	9,091,000	9,779,000
SW 264 Street Improvements - US 1 to SW 137 Avenue	402,000	0	4,613,000	5,015,000
SW 62 Avenue -SW 24 Street to NW 7 Street	4,275,000	6,629,000	0	10,904,000
SW 72 Avenue SW 40 Street to SW 20 Street	1,612,000	197,000	0	1,809,000
Reconstruct SW 62 Avenue - SW 70 Street to SW 64 Street	204,000	1,500,000	1,143,000	2,847,000
District 7 Rights-Of-Way Acquisition	1,594,000	9,606,000	0	11,200,000
District 8 Rights-Of-Way Acquisition	52,000	2,687,000	962,000	3,701,000
District 9 Rights-Of-Way Acquisition	693,000	2,100,000	1,510,000	4,303,000
District 12 Rights-Of-Way Acquisition	15,503,000	9,252,000	3,269,000	28,024,000
District 13 Rights-Of-Way Acquisition	0	8,316,000	0	8,316,000
Widen Caribbean Blvd From Coral Sea Road to SW 87 Avenue	0	1,000,000	10,186,000	11,186,000
Widen NW 37 Avenue - N. River Drive to NW 79 Street	1,052,000	8,800,000	6,127,000	15,979,000
Widen NW 74 Street - HEFT to SR 826	20,082,000	15,000,000	10,493,000	45,575,000
Widen NW 87 Avenue from NW 186 Street to NW 154 Street	553,000	6,125,000	5,055,000	11,733,000
Improvements on Old Cutler Road from SW 97 Avenue to SW 87 Avenue	0	450,000	7,200,000	7,650,000
Widen SW 127 Avenue from SW 120 Street to SW 88 Street	8,369,000	5,042,000	0	13,411,000
Widen SW 136 from SW 154 Avenue to SW 139 Court	5,730,000	1,285,000	0	7,015,000
SW 137 Avenue from HEFT to US 1	517,000	1,000,000	8,048,000	9,565,000
SW 137 Avenue from US 1 to SW 184 Street	913,000	0	21,341,000	22,254,000
Widen SW 160 Street from SW 147 Avenue to SW 137 Avenue	6,345,000	1,595,000	0	7,940,000
Widen SW 27 Ave from US 1 to Bayshore	705,000	2,750,000	2,685,000	6,140,000
Widen SW 312 Street from SW 187 Avenue to SW 177 Avenue	11,000	0	5,663,000	5,674,000
Advanced Traffic Management System	17,892,000	9,000,000	17,424,000	44,316,000
Illuminated Street Signs	4,640,000	1,367,000	0	6,007,000
School Flashing Signals	7,464,000	2,190,000	1,546,000	11,200,000
Streetlight Retrofit	<u>4,418,000</u>	<u>1,000,000</u>	<u>1,993,000</u>	<u>7,411,000</u>
Total	<u>\$159,667,000</u>	<u>\$129,010,000</u>	<u>\$189,179,000</u>	<u>\$477,856,000</u>

515

**PEOPLE'S TRANSPORTATION PLAN FUND
(Fund 402)**

<u>Revenues:</u>	<u>2009-10</u>
Carryover	\$18,572,000
Transfer for Loan Repayment (Fund 411, Subfund 411)	10,180,000
Sales Tax Revenue	169,700,000
Interest	<u>4,242,000</u>
 Total	 <u>\$202,694,000</u>

<u>Expenditures:</u>	
Transfer to Miami-Dade Transit Operations (Fund 411, Subfund 411)	\$111,739,000
Transfer to Fund 416 / 417 for Miami-Dade Transit Debt Service (Fund 416 and 417)	22,913,000
Transfer to Fund 416 / 417 for Miami-Dade Pre-Existing Transit Debt Service (Fund 416 and 417)	11,737,000
Transfer to Fund 209, Project 209400 for 2006 Surtax Bond Debt Service	3,243,000
Transfer to Fund 209, Project 209400 for 2008 Surtax Bond Debt Service	3,213,000
Transfer to Public Works (Fund 325)	2,735,000
Transfer to the Citizen's Independent Transportation Trust (Fund 420)	2,514,000
Transfer to Eligible Municipalities	33,940,000
Reserve for Capital Expansion	<u>10,660,000</u>
 Total	 <u>\$202,694,000</u>

**MIAMI-DADE TRANSIT
Lease, Sublease and Loan Agreements
(Fund 411, Subfund 400)**

<u>Revenues:</u>	<u>2009-10</u>
Rental and Interest Income	<u>\$26,495,000</u>

<u>Expenditures:</u>	
Rental Expenses	<u>\$26,495,000</u>

**MIAMI-DADE TRANSIT
Operations
(Fund 411, Subfund 411)**

<u>Revenues:</u>	<u>2009-10</u>
Transfer from Fund 402 for MDT Operations	\$111,739,000
Transfer from Countywide General Fund for Maintenance of Effort	141,342,000
Transfer from Countywide General Fund for South Florida Regional Transportation Authority	1,843,000
Transit Fares and Fees	113,413,000
Transfer from Transportation Disadvantaged Program (Fund 413, Subfund 413)	2,529,000
Bus Feeder Support from Tri-Rail	666,000
State Operating Assistance	18,732,000
Non-Operating Revenues	<u>8,300,000</u>
 Total	 <u>\$398,564,000</u>

<u>Expenditures:</u>	
Operating Expenditures	\$362,233,000
Existing Services Loan Payment to Fund 402	10,180,000
Transfer to Government Information Center	2,808,000
South Florida Regional Transportation Authority Operating and Capital Subsidy	4,235,000
Reserve	12,818,000
Repayment Reserve for Prior Years' Operating Deficit	<u>6,290,000</u>
 Total	 <u>\$398,564,000</u>

516

**Non-Capital Grants
(Fund 413, Subfund 413)**

<u>Revenues:</u>	<u>2009-10</u>
Florida Transportation Disadvantaged Trust Fund	\$7,929,000
Florida Urban Corridor	<u>1,100,000</u>
Total	<u>\$9,029,000</u>

<u>Expenditures:</u>	
Transportation Disadvantage Program	\$5,400,000
Transfer to MDTA Operations from Transportation Disadvantage Program (Fund 411, Subfund 411)	2,529,000
State Urban Corridor Program	<u>1,100,000</u>
Total	<u>\$9,029,000</u>

**Capital Funds
(Fund 412 and Fund 414)**

<u>Revenues:</u>	<u>Prior Years</u>	<u>2009-10</u>	<u>Future Years</u>	<u>Total</u>
Charter Surtax (Fund 402)	\$58,258,000	\$0	\$0	58,258,000
Capital Improvement Local Option Gas Tax	16,980,000	17,200,000	101,766,000	135,946,000
FDOT Funds	44,148,000	42,257,000	57,955,000	144,360,000
FTA 5307/5309 Formula Grant	65,486,000	103,077,000	401,102,000	569,665,000
FTA 5309 Discretionary Grant	12,949,000	27,688,000	5,813,000	46,450,000
Lease-Financing County Bonds	22,701,000	0	0	22,701,000
Operating Revenue	7,000,000	0	0	7,000,000
PTP Bond Program	268,603,000	211,298,000	761,376,000	1,241,277,000
Sunshine State Loan	<u>60,485,000</u>	<u>0</u>	<u>0</u>	60,485,000
Total	<u>\$556,610,000</u>	<u>\$401,520,000</u>	<u>\$1,328,012,000</u>	<u>\$2,286,142,000</u>

<u>Expenditures:</u>				
American with Disabilities Act Improvements	\$218,000	\$229,000	\$1,327,000	\$1,774,000
Busway ADA Improvements	0	698,000	1,802,000	2,500,000
Bus Acquisition	129,076,000	22,045,000	75,342,000	226,463,000
Bus Facilities	0	6,116,000	0	6,116,000
Bus Tools and Equipment	218,000	229,000	1,327,000	1,774,000
Capital Project Administration	470,000	494,000	2,873,000	3,837,000
Capitalization of Preventive Maintenance	75,074,000	76,847,000	458,283,000	610,204,000
Central Control Overhaul	2,338,000	13,931,000	15,511,000	31,780,000
Dadeland South Comfort Station	30,000	370,000	1,600,000	2,000,000
Dadeland South Parking Lot Extension	882,000	109,000	0	991,000
Earlington Heights/MIC Connector	165,326,000	121,093,000	240,110,000	526,529,000
Earlington Heights / MIC Bus Plaza	130,000	9,095,000	16,850,000	26,075,000
Fare Collection Equipment	56,284,000	22,876,000	840,000	80,000,000
Facility and Equipment Rehabilitation	218,000	229,000	1,327,000	1,774,000
Graphics and Signage Upgrade	309,000	3,911,000	3,280,000	7,500,000
Information Technology Equipment	218,000	229,000	1,327,000	1,774,000
Infrastructure Renewal Plan (IRP)	7,000,000	10,110,000	76,540,000	93,650,000
Kendall BRT	0	3,279,000	8,721,000	12,000,000
Lehman Yard Upgrade	0	1,605,000	5,466,000	7,071,000
Metrorail and Metromover Tools and Equipment	400,000	420,000	2,436,000	3,256,000
Metrorail WiFi Implementation	0	2,400,000	0	2,400,000
Metrorail Bath Path	300,000	0	0	300,000

Metromover Bicentennial park Station Refurbishment	0	1,300,000	0	1,300,000
Metromover Station Canopies and Escalator Replacement	343,000	2,902,000	4,248,000	7,493,000
Metromover Fiber Replacement	0	3,200,000	0	3,200,000
Metromover Vehicle Replacement Phase I	32,871,000	50,000	0	32,921,000
Metromover Vehicle Rehabilitation Phase II	15,100,000	11,072,000	16,274,000	42,446,000
Metromover Video Project	0	698,000	0	698,000
Northeast Passenger Activity Centers	371,000	1,316,000	4,412,000	6,099,000
Palmetto Station Traction Power Substation	802,000	13,020,000	2,980,000	16,802,000
Park and Ride Lot - 344th Street	3,404,000	2,990,000	3,351,000	9,745,000
Park and Ride Lot - Miami Gardens Drive	712,000	1,188,000	0	1,900,000
Park and Ride Lot - 168 Street and Busway	0	2,879,000	0	2,879,000
Park and Ride Lot - Kendall Drive	1,679,000	321,000	2,144,000	4,144,000
Passenger Activity Center at NW 7 Avenue and NW 62 Street	7,112,000	1,983,000	941,000	10,036,000
Passenger Amenities and Transit Enhancements	469,000	494,000	2,868,000	3,831,000
Pedestrian Overpasses at University	3,495,000	1,994,000	2,009,000	7,498,000
Pedestrian Overpasses at South Miami	3,125,000	2,387,000	2,407,000	7,919,000
Rail Vehicle Replacement	26,889,000	37,260,000	337,306,000	401,455,000
Replace Hybrid Vehicles	0	400,000	0	400,000
Security and Safety Equipment	2,514,000	1,494,000	3,333,000	7,341,000
Service Vehicles	951,000	952,000	0	1,903,000
Test Track for Metrorail	1,687,000	6,573,000	3,972,000	12,232,000
Transit Operations Systems Replacement	0	4,651,000	1,549,000	6,200,000
Track and Guideway Rehabilitation	<u>15,643,000</u>	<u>7,033,000</u>	<u>25,256,000</u>	<u>47,932,000</u>
Total	<u>\$555,658,000</u>	<u>\$402,472,000</u>	<u>\$1,328,012,000</u>	<u>\$2,286,142,000</u>

**Miami-Dade Transit Debt Service
(Funds 416 and 417)**

<u>Revenues:</u>	<u>2009-10</u>
Transfer from Fund 402	\$22,913,000
Transfer from Fund 402 for Pre-Existing Services Debt	<u>11,737,000</u>
Total	<u>\$34,650,000</u>
<u>Expenditures:</u>	
2001 Series F Sunshine State Loan	\$4,298,000
Series 2002A Capital Asset Acquisition (Equipment)	1,793,000
Series 2002A Capital Asset Acquisition (Buses)	3,152,000
General Electric Loan Payment	2,494,000
Series 2006 Transit System Sales Surtax	8,671,000
Series 2008 Transit System Sales Surtax	<u>14,242,000</u>
Total	<u>\$34,650,000</u>

**OFFICE OF THE CITIZENS' INDEPENDENT TRANSPORTATION TRUST
(Fund 420)**

<u>Revenues:</u>	<u>2009-10</u>
Transfer from People's Transportation Plan Fund	<u>\$2,514,000</u>
<u>Expenditures:</u>	
Operating Expenditures	<u>\$2,514,000</u>

518

**SEAPORT
(Fund ES 420, Subfund 001)**

<u>Revenues:</u>	<u>2009-10</u>
Carryover	\$13,329,000
Fee and Charges	114,261,000
Earned Interest	<u>500,000</u>
Total	<u>\$128,090,000</u>
 <u>Expenditures:</u>	
Operating Expenditures	\$53,735,000
Security Costs	21,021,000
Administrative Reimbursement	2,200,000
Transfer to Consumer Services - Passenger Transportation Regulation (Fund 030, Subfund 032)	<u>100,000</u>
Total Operating Expenditures	<u>\$77,056,000</u>
Transfer to Reserve Maintenance Fund (Fund 422, Subfund 221)	\$2,475,000
Transfer to Seaport Bond Service Account (Fund ES 423, Subfund 231)	6,800,000
Transfer to Seaport Bond Service Account (Fund ES 423, Subfund 234)	11,133,000
Transfer to Seaport General Fund (Fund ES 424)	19,026,000
Ending Cash Balance	<u>11,600,000</u>
Total	<u>\$128,090,000</u>

**SEAPORT
Construction Fund
(Fund ES 421)**

<u>Revenues:</u>	<u>2009-10</u>
Federal/State Funding	\$3,980,000
Financing Proceeds	<u>38,619,000</u>
Total	<u>\$42,599,000</u>
 <u>Expenditures:</u>	
Construction Projects	<u>\$42,599,000</u>

**SEAPORT
Reserve Maintenance Fund
(Fund 422, Subfund 221)**

<u>Revenues:</u>	<u>2009-10</u>
Transfer from Seaport Operating Fund (Fund 420, Subfund 001)	<u>\$2,475,000</u>
 <u>Expenditures:</u>	
Reserve for future projects	<u>\$2,475,000</u>

**SEAPORT
Interest and Sinking Fund
(Fund ES 423)
Bond Service Account (Revenue Bonds)
(Subfund 231)**

<u>Revenues:</u>	<u>2009-10</u>
Transfer from Seaport Revenue Fund (Fund ES 420)	<u>\$6,800,000</u>
 <u>Expenditures:</u>	
Principal and Interest Payments	<u>\$6,800,000</u>

**SEAPORT
Bond Reserve Account (Revenue Bonds)
(Fund ES 423, Subfund 233)**

<u>Revenues:</u>	<u>2009-10</u>
Carryover	<u>\$2,292,000</u>

<u>Expenditures:</u>	
Ending Cash Balance	<u>\$2,292,000</u>

**SEAPORT
Bond Service Account (G.O. Bonds)
(Fund ES 423, Subfund 234)**

<u>Revenues:</u>	<u>2009-10</u>
Transfer from Seaport Revenue Fund (Fund ES 420)	<u>\$11,133,000</u>

<u>Expenditures:</u>	
Principal and Interest Payments	<u>\$11,133,000</u>

**Seaport General Fund
(Fund ES 424, Subfund 241)**

<u>Revenues:</u>	<u>2009-10</u>
Transfer from Seaport Revenue Fund (Fund ES 420)	<u>\$19,026,000</u>

<u>Expenditures:</u>	
Principal and Interest Payments	\$18,140,000
Non-operating Expenditures	<u>886,000</u>
Total	<u>\$19,026,000</u>

**PUBLIC WORKS
Causeways Fund
(Fund 430, Subfund 431)**

<u>Revenues:</u>	<u>2009-10</u>
Carryover	\$3,497,000
Rickenbacker Tolls, Transponders, and Other Revenues	6,759,000
Venetian Tolls, Transponders, and Other Revenues	<u>2,147,000</u>
Total	<u>\$12,403,000</u>

<u>Expenditures:</u>	
Rickenbacker Toll Operations	\$2,357,000
Venetian Toll Operations	1,219,000
Rickenbacker Maintenance	1,654,000
Venetian Maintenance	938,000
Debt Service on \$6.1 million loan	449,000
Transfer to Causeway Capital Fund (Fund 430, Subfund 432)	3,850,000
Other Miscellaneous Expenses	78,000
Other Non-Operating (Transfer to Key Biscayne)	365,000
Intradepartmental Transfers	587,000
Reserve into FY 2010-11	<u>906,000</u>
Total	<u>\$12,403,000</u>

**PUBLIC WORKS
Causeway Capital Fund
(Fund 430, subfund 432)**

<u>Revenues:</u>	<u>2009-10</u>
Transfer from Causeway Operating Fund (Subfund 431)	\$3,850,000
Series 2009 Capital Asset Bond Proceeds	10,400,000
Municipal Contribution	3,760,000
Carryover	<u>4,135,000</u>
Total	<u>\$22,145,000</u>

<u>Expenditures:</u>	
Causeway Capital Projects	\$21,645,000
Future Year Expenditures	<u>500,000</u>
Total	<u>\$22,145,000</u>

**VIZCAYA MUSEUM AND GARDENS
Operations
(Fund 450)**

<u>Revenues:</u>	<u>2009-10</u>
Transfer from Convention Development Tax (Fund 160)	\$981,000
Earned Revenue	3,094,000
National Endowment for the Arts - ARRA grant	50,000
Carryover	385,000
Grant Revenues	957,000
Donations	<u>73,000</u>
Total	<u>\$5,540,000</u>

<u>Expenditures:</u>	
Operating Expenditures	\$4,590,000
Transfer to Capital Expenditures (Fund 451)	<u>950,000</u>
Total	<u>\$5,540,000</u>

**VIZCAYA MUSEUM AND GARDENS
(Fund 451)**

<u>Revenues:</u>	<u>2009-10</u>
Transfer from Operating Fund (Fund 450)	<u>\$950,000</u>

<u>Expenditures:</u>	
Capital Expenditures - Orchidarium Restoration	\$150,000
Capital Expenditures - Statuary Conservation/Restoration	<u>800,000</u>
Total	<u>\$950,000</u>

SOLID WASTE MANAGEMENT
Waste Collection Operations
(Fund 470, Subfunds 470, 471, and 475)

<u>Revenues:</u>	<u>2009-10</u>
Carryover	\$31,624,000
Collection Fees and Charges	136,308,000
Sale of Recyclable Materials	68,000
Curbside Contract Revenue	720,000
Federal Grants	830,000
Interest	<u>1,045,000</u>
Total	<u>\$170,595,000</u>

<u>Expenditures:</u>	
Administration, Garbage and Trash Operating Expenditures	\$78,860,000
UMSA Litter Program and Illegal Dumping Cleanup Operating Expenditures	3,087,000
Garbage and Trash Waste Disposal Charges	44,463,000
Recycling Program	8,325,000
Solid Waste Service Area Code Enforcement	3,715,000
Administrative Reimbursement	1,977,000
Transfer to Note Payable (Fund 470)	8,348,000
Reserves	19,930,000
Transfer to Capital Projects (Fund 470, Subfund C10)	<u>1,890,000</u>
Total	<u>\$170,595,000</u>

SOLID WASTE MANAGEMENT
Waste Collection Capital Projects
(Fund 470, Subfund C10)

<u>Revenues:</u>	<u>Prior Years</u>	<u>FY 2009-10</u>	<u>Future Years</u>	<u>Total</u>
Transfer from Operating Subfund 470	<u>\$503,000</u>	<u>\$1,890,000</u>	<u>\$3,262,000</u>	<u>\$5,655,000</u>
<u>Expenditures:</u>				
Trash and Recycling Center Improvements	\$0	\$100,000	\$500,000	\$600,000
58th Street Truck Wash Facility	50,000	10,000	440,000	500,000
Waste Collection Facility Improvements	0	100,000	500,000	600,000
3A New Facility Building	100,000	840,000	335,000	1,275,000
58th Street Building Renovation	0	600,000	50,000	650,000
West/Southwest Trash and Recycling Center	<u>353,000</u>	<u>240,000</u>	<u>1,437,000</u>	<u>2,030,000</u>
Total	<u>\$503,000</u>	<u>\$1,890,000</u>	<u>\$3,262,000</u>	<u>\$5,655,000</u>

SOLID WASTE MANAGEMENT
Debt Service
(Fund 470)

<u>Revenues:</u>	<u>2009-10</u>
Transfer from Waste Collection Operations	<u>\$8,348,000</u>
<u>Expenditures:</u>	
Principal Payments on the Capital Asset Acquisition Series 2002 Bond	\$2,240,000
Principal Payments on the Capital Asset Acquisition Series 2004 Bond	255,000
Principal Payments on the Sunshine Series I Loan	1,029,000
Principal Payments on the Sunshine Series 2006 Loan	192,000
Principal Payments on the Disposal Equipment 2007 Loan	2,170,000
Principal Payments on the Disposal Cart 2008 Loan	1,689,000
Interest Payments on the Capital Asset Acquisition Series 2002 Bond	427,000
Interest Payments on the Capital Asset Acquisition Series 2004 Bond	77,000
Interest Payments on the Sunshine Series I Loan	211,000
Interest Payments on the Sunshine Series 2006 Loan	<u>58,000</u>
Total	<u>\$8,348,000</u>

SOLID WASTE MANAGEMENT
Waste Disposal Operations
(Fund 490, Subfunds 491, 492, 495, and 499)

<u>Revenues:</u>	<u>2009-10</u>
Carryover	\$57,148,000
Disposal Fees	92,910,000
Transfer Fees	7,039,000
Resources Recovery Energy Sales	29,918,000
Private Landfill Surcharge	629,000
Permits and Fines	230,000
Disposal Facility Fees	10,748,000
Utility Service Fee	17,666,000
Building Rental Parking Fee Revenue	2,346,000
Interest	3,420,000
Transfer from Rate Stabilization-Interest Only (Subfund GR0)	598,000
Intradepartmental Transfer from Collections	3,859,000
Miscellaneous Revenue	515,000
Total	<u>\$227,026,000</u>

<u>Expenditures:</u>	
Administration, Transfer and Disposal Operating Expenditure	71,432,000
Resources Recovery	81,012,000
Countywide Recycling	1,192,000
Environmental Compliance and Recycling Development	4,562,000
Transfer to M.E. Thompson Park (Fund 040)	50,000
Transfer to Consumer Services (Fund 030, Subfund 032)	28,000
Transfer to Subfund DS0, Bond Debt Service	20,113,000
Administrative Reimbursement	3,312,000
Transfer to Capital Projects (Subfunds C10 and RR0)	11,763,000
Transfer to Fund 010 for MDPD Illegal Dumping Enforcement Reserve	1,956,000
	31,606,000
Total	<u>\$227,026,000</u>

SOLID WASTE MANAGEMENT
Waste Disposal Capital Projects
(Fund 490, Subfund C10)

<u>Revenues:</u>	<u>Prior Years</u>	<u>FY 2009-10</u>	<u>Future Years</u>	<u>Total</u>
Transfer from Disposal Operating Subfund 490	\$9,912,000	\$11,763,000	\$15,725,000	\$37,400,000
Industrial Development Revenue Bond	0	0	0	0
Bond Anticipation Notes	348,000	0	0	348,000
Solid Waste System Revenue Bonds, Series 1998	45,000	0	0	45,000
Solid Waste System Revenue Bonds, Series 2001	6,684,000	0	0	6,684,000
Solid Waste System Revenue Bonds, Series 2005	36,473,000	0	0	36,473,000
Building Better Communities GOB Program	0	0	0	0
Future Solid Waste System Revenue Notes/Bonds	0	0	71,267,000	71,267,000
Total	<u>\$53,462,000</u>	<u>\$11,763,000</u>	<u>\$86,992,000</u>	<u>\$152,217,000</u>

Expenditures:

Environmental Improvements	\$0	\$100,000	\$500,000	\$600,000
North Miami-Dade Landfill:				
East Cell Closure	0	0	19,924,000	19,924,000
Gas Extraction System-Phase 2	983,000	200,000	982,000	2,165,000
Groundwater Remediation	0	80,000	1,420,000	1,500,000
Resources Recovery Facility Additional Retrofit	1,900,000	600,000	500,000	3,000,000
Resources Recovery Ashfill Cells:				
Cell 20 Construction	165,000	285,000	3,400,000	3,850,000
Final Closure (Cells 17 and 18)	1,628,000	3,100,000	272,000	5,000,000
Cell 19 Closure	0	0	3,000,000	3,000,000
Cell 20 Closure	0	0	5,000,000	5,000,000
South Miami-Dade Landfill:				
Cell 3 Closure	11,678,000	1,860,000	192,000	13,730,000
Cell 4 Closure	0	0	14,600,000	14,600,000
Cell 4 Gas Extraction	300,000	700,000	500,000	1,500,000
Cell 5 Closure	0	0	15,730,000	15,730,000
Cell 5 Construction	0	0	1,665,000	1,665,000
Groundwater Remediation/Trench	490,000	150,000	130,000	770,000
Virginia Key Municipal Landfill Closure Grant	255,000	395,000	45,000,000	45,650,000
Access Road to HC2 Center & Parks Soccer Fields	100,000	200,000	50,000	350,000
58th St. Guardhouse and Drainage Improvements	321,000	160,000	29,000	510,000
3A New Facility Building	100,000	840,000	335,000	1,275,000
Central Transfer Station Compactor Replacement	2,893,000	15,000	1,292,000	4,200,000
Disposal Facility Backup Power Generation	228,000	150,000	0	378,000
Disposal Facility Exit Scales	0	75,000	75,000	150,000
Disposal Facility Improvements	0	200,000	500,000	700,000
NE Transfer Station Surge Pit Tipping Floor Roof	94,000	630,000	26,000	750,000
NE Transfer Station Tunnel Roof	107,000	443,000	50,000	600,000
NE Transfer Station Compactor Replacement	1,951,000	1,000,000	19,000	2,970,000
Replacement of 9 Scales at Disposal Facilities	350,000	50,000	200,000	600,000
Scalehouse Expansion Project	172,000	300,000	428,000	900,000
Truck Washing Facilities	45,000	15,000	440,000	500,000
West Transfer Station Tipping Floor Renovation	<u>235,000</u>	<u>415,000</u>	<u>0</u>	<u>650,000</u>
Total	<u>\$23,995,000</u>	<u>\$11,963,000</u>	<u>\$116,259,000</u>	<u>\$152,217,000</u>

SOLID WASTE MANAGEMENT

Debt Service
(Fund 490, Subfund DS0)

Revenues:

Transfer from Subfunds 491 and 499

2009-10\$20,113,000**Expenditures:**

Principal Payments on the Series 1996 Bonds
Principal Payments on the Series 1998 Bonds
Interest Payments on the Series 1996 Refinancing Bond
Interest Payments on the 1998 Series Revenue Bond
Interest Payments on the 2001 Series Revenue Bond
Interest Payments on the 2005 Series Revenue Bond

\$10,800,000

3,090,000

553,000

1,623,000

2,037,000

2,010,000

Total

\$20,113,000**SOLID WASTE MANAGEMENT**

Rate Stabilization Reserve
(Fund 490, Subfund GR0)

Revenues:

Restricted Carryover
Interest Earnings

2009-10

\$20,227,000

598,000

Total

\$20,825,000**Expenditures:**

Transfer to Waste Disposal Operating Fund (Fund 490)
Rate Stabilization Reserve

\$598,000

20,227,000

Total

\$20,825,000

524

**PUBLIC HEALTH TRUST
COUNTY PUBLIC HOSPITAL SALES TAX
(Fund 510, Subfund 510)**

<u>Revenues:</u>	<u>2009-10</u>
Sales Surtax	<u>\$169,732,000</u>

<u>Expenditures:</u>	
Transfer to Public Health Trust	<u>\$169,732,000</u>

**STATE REVENUE SHARING
(Fund 510, Subfund 512)**

<u>Revenues:</u>	<u>2009-10</u>
Entitlement as a County	\$40,080,000
Entitlement as a Municipality	<u>45,800,000</u>
Total	<u>\$85,880,000</u>

<u>Expenditures:</u>	
Transfer to Guaranteed Entitlement Revenue Fund (Project 204101)	\$13,631,000
Transfer to Countywide General Fund	26,449,000
Transfer to UMSA General Fund	<u>45,800,000</u>
Total	<u>\$85,880,000</u>

**LOCAL GOVERNMENT HALF-CENT SALES TAX
(Fund 510, Subfund 513)**

<u>Revenues:</u>	<u>2009-10</u>
Countywide Sales Tax Receipts	\$51,693,000
Unincorporated Municipal Service Area Sales Tax Receipts	<u>60,486,000</u>
Total	<u>\$112,179,000</u>

<u>Expenditures:</u>	
Transfer to Countywide General Fund	\$51,693,000
Transfer to UMSA General Fund	<u>60,486,000</u>
Total	<u>\$112,179,000</u>

FPL ELECTRICAL FRANCHISE FEE

<u>Revenues:</u>	<u>2009-10</u>
Franchise Fee	<u>\$70,564,000</u>

<u>Expenditures:</u>	
Transfer to UMSA General Fund	\$52,407,000
Disbursements to Municipalities	<u>18,157,000</u>
Total	<u>\$70,564,000</u>

ANIMAL SERVICES DEPARTMENT
Trust Fund
(Fund 600, Subfund 022)

<u>Revenues:</u>	<u>2009-10</u>
Carryover	\$6,000
Donations, Grants, and Other Revenue	34,000
Transfer from Fund 030 Subfund 022 Project 022111	<u>11,000</u>
Total	<u>\$51,000</u>

<u>Expenditures:</u>	
Animal Shelter Expenditures	<u>\$51,000</u>

Capital Budget

<u>Revenues:</u>	<u>2009-10</u>
Proceeds from Sale of Real Property	<u>\$5,750,000</u>

<u>Expenditures:</u>	
Improvements to New Animal Shelter	<u>\$5,750,000</u>

CORRECTIONS AND REHABILITATION
Inmate Welfare Trust Fund
(Fund 600, Subfund 601)

<u>Revenues:</u>	<u>2009-10</u>
Transfer from Fund 110, Subfund 111	<u>\$673,000</u>

<u>Expenditures:</u>	
Operating Expenditures	<u>\$673,000</u>

MEDICAL EXAMINER DEPARTMENT
Trust Fund
(Fund 600, Subfund 601, Project 630TME, Detail 630348)

<u>Revenues:</u>	<u>2009-10</u>
Carryover	<u>\$257,000</u>

<u>Expenditures:</u>	
Operating Expenditures	<u>\$257,000</u>

PARK AND RECREATION
Miscellaneous Trust Funds
(Fund 600, Subfund 601, Project 608TPR)

<u>Revenues:</u>	<u>2009-10</u>
Carryover	\$5,400,000
Interest Earnings	100,000
Miscellaneous Revenues and Donations	<u>1,000,000</u>
Total	<u>\$6,500,000</u>

<u>Expenditures:</u>	
Capital Expenditures	\$3,245,000
Trust Reserves	<u>3,255,000</u>
Total	<u>\$6,500,000</u>

**GENERAL SERVICES ADMINISTRATION
Landbank Revolving Trust Fund
(Fund 600, Subfund 601, Project 626TGS)**

<u>Revenues:</u>	<u>2009-10</u>
Carryover	<u>\$200,000</u>
<u>Expenditures:</u>	
Transfer to Capital Outlay Reserve (Fund 310)	<u>\$200,000</u>

**MIAMI-DADE POLICE DEPARTMENT (MDPD)
Miscellaneous Trust Funds
(Fund 600, Subfund 601)**

<u>Revenues:</u>	<u>2009-10</u>
Carryover	\$3,032,000
Interest Income	76,000
Court Fees	437,000
Miscellaneous	<u>741,000</u>
Total	<u>\$4,286,000</u>
<u>Expenditures:</u>	
Operating Expenditures	\$2,019,000
Reserve for Future Expenditures	<u>2,267,000</u>
Total	<u>\$4,286,000</u>

**MIAMI-DADE POLICE DEPARTMENT (MDPD)
Law Enforcement Trust Fund
(Fund 600, Subfund 602, 603, 604)**

<u>Revenues:</u>	<u>2009-10</u>
Carryover	\$6,497,000
Fines and Forfeitures	<u>3,522,000</u>
Total	<u>\$10,019,000</u>
<u>Expenditures:</u>	
Miami-Dade Police Department -- Investigative and Special Enforcement	\$6,613,000
Reserve for Future Expenditures	<u>3,406,000</u>
Total	<u>\$10,019,000</u>

COUNTY TRANSPORTATION TRUST FUND

<u>Revenues:</u>	<u>2009-10</u>
Local Option Six-Cent Gas Tax	\$40,667,000
Capital Improvement Local Option Three-Cent Gas Tax	19,047,000
State Gas Tax	8,354,000
Constitutional Gas Tax (20%)	3,776,000
Constitutional Gas Tax (80%)	15,102,000
"Ninth-Cent" Gas Tax	<u>10,439,000</u>
Total	<u>\$97,385,000</u>
<u>Expenditures:</u>	
Transfer to General Fund for Transportation Expenditures	\$63,236,000
Transfer to Capital Improvements Local Option Gas Tax Fund (Fund 337, Subfund 337)	19,047,000
Transfer to Secondary Road Program Fund	<u>15,102,000</u>
Total	<u>\$97,385,000</u>

**HUMAN SERVICES
Operations**

<u>Revenues:</u>	<u>Fund 610</u>	<u>Fund 611</u>	<u>2009-10 Total</u>
State and Federal Grants	\$9,778,000	\$2,113,000	\$11,891,000
Early Learning Coalition of Miami-Dade	153,598,000	0	153,598,000
Transfer from Countywide General Fund	12,615,000	8,346,000	20,961,000
Fees, Charges, and Other Revenues	1,771,000	75,000	1,846,000
Community Development Block Grant	500,000	500,000	1,000,000
Interdepartmental Transfers	<u>1,169,000</u>	<u>354,000</u>	<u>1,523,000</u>
Total	<u>\$179,431,000</u>	<u>\$11,388,000</u>	<u>\$190,819,000</u>
 <u>Expenditures:</u>			
Operating Expenditures	<u>\$179,431,000</u>	<u>\$11,388,000</u>	<u>\$190,819,000</u>

**COMMUNITY ACTION AGENCY
(Fund 630)**

<u>Revenues:</u>	<u>2009-10</u>
Carryover	\$8,411,000
Federal Grants	71,445,000
State Grants	98,000
Children Trust	850,000
Early Learning Coalition of Miami-Dade	302,000
Transfer from Countywide General Fund	2,721,000
Fees and Charges	165,000
Florida Power and Light	12,000
Interagency Transfers	<u>2,681,000</u>
Total	<u>\$86,685,000</u>
 <u>Expenditures:</u>	
Operating Expenditures	<u>\$86,685,000</u>

**HOUSING AND COMMUNITY DEVELOPMENT
Empowerment Zone
(Fund 640)**

<u>Revenues:</u>	<u>2009-10</u>
Carryover	\$413,000
Program Income	<u>250,000</u>
Total	<u>\$663,000</u>
 <u>Expenditures:</u>	
Empowerment Zone Activities	<u>\$663,000</u>

**HOUSING AND COMMUNITY DEVELOPMENT
Affordable Housing Program
(Fund 700, Subfund 700, Project 700003)**

<u>Revenues:</u>	<u>2009-10</u>
Carryover	\$896,000
Interest Earnings	14000
Documentary Stamp Surtax	<u>\$870,000</u>
Total	<u>\$1,780,000</u>
 <u>Expenditures:</u>	
Affordable Housing Operating Expenditures	<u>\$1,780,000</u>

528

HOUSING AND COMMUNITY DEVELOPMENT
Loan Programs
(Fund 700)

<u>Revenues:</u>	<u>2009-10</u>
Committed Carryover	\$24,995,000
Documentary Stamp Surtax	10,000,000
Loan Repayments	7,500,000
Interest on Investments	1,000,000
Loan Servicing Fees	<u>500,000</u>
Total	<u>\$43,995,000</u>

<u>Expenditures:</u>	
Affordable Housing Activities	<u>\$43,995,000</u>

CORRECTIONS AND REHABILITATION
Grants
(Fund 720)

<u>Revenues:</u>	<u>2009-10</u>
Social Security Administration (SSA)	<u>\$240,000</u>

<u>Expenditures:</u>	
Operating Expenditures	<u>\$240,000</u>

ELECTIONS
Grants
(Fund 720, Subfund 720)

<u>Revenues:</u>	<u>2009-10</u>
Florida Department of State - Division of Elections Voter Education - Poll Worker Recruitment/Training	<u>200,000</u>

<u>Expenditures:</u>	
Operating Expenditures	<u>200,000</u>

ENVIRONMENTAL RESOURCES MANAGEMENT
Grant Fund
(Fund 720, Subfund 720)

<u>Revenues:</u>	<u>2009-10</u>
State and Federal Grants	<u>\$5,581,000</u>

<u>Expenditures:</u>	
Operating Expenditures	\$5,493,000
Transfer to Stormwater Utility Fund for Grant Funded Projects	70,000
Consumer Services Department Adopt a Tree Grant	<u>18,000</u>
Total	<u>\$5,581,000</u>

**EMERGENCY MANAGEMENT AND HOMELAND SECURITY
(Fund 720, Subfund 720)**

<u>Revenues:</u>	<u>2009-10</u>
State Grants	\$187,000
Federal Grants (Emergency Management Preparedness)	<u>363,000</u>
Total	<u>\$550,000</u>

<u>Expenditures:</u>	
Operating Expenditures	<u>\$550,000</u>

UASI and Other Pass-Through Grants

<u>Revenues:</u>	<u>2009-10</u>
UASI and Other Pass-Through Grants	<u>\$2,381,000</u>

<u>Expenditures:</u>	
UASI Non-Operating Transfers to County Departments/Municipalities	<u>\$2,381,000</u>

Capital Budget

<u>Revenues:</u>	<u>2009-10</u>
UASI Grant 2007	<u>\$494,000</u>

<u>Expenditures:</u>	
Equipment Acquisition	<u>\$494,000</u>

**FIRE RESCUE
State EMS Grant Award
(Fund 720, Subfund 720)**

<u>Revenues:</u>	<u>2009-10</u>
New Awards	<u>\$1,254,000</u>

<u>Expenditures:</u>	
Miami-Dade Objectives	\$786,000
City of Miami Fire Rescue Department	320,000
City of Miami Beach Fire Rescue Department	63,000
City of Hialeah Fire Rescue Department	77,000
City of Coral Gables Fire Rescue Department	6,000
Village of Key Biscayne Fire Rescue Department	<u>2,000</u>
Total	<u>\$1,254,000</u>

**FIRE RESCUE
Urban Search and Rescue
(Fund 720, Subfund 720)**

<u>Revenues:</u>	<u>2009-10</u>
Federal Emergency Management Grant	<u>\$767,000</u>

<u>Expenditures:</u>	
Grant Objectives	<u>\$767,000</u>

MIAMI-DADE POLICE DEPARTMENT (MDPD)
Miscellaneous Operating Grants
(Fund 720, Subfund 720)

<u>Revenues:</u>	<u>2009-10</u>
Carryover	\$141,000
Grant Revenue	<u>3,359,000</u>
Total	<u>\$3,500,000</u>
<u>Expenditures:</u>	
Operating Expenditures	\$3,281,000
Reserve for Future Expenditures	<u>219,000</u>
Total	<u>\$3,500,000</u>

MIAMI-DADE POLICE DEPARTMENT (MDPD)
Miscellaneous Capital Grants
(Fund 720)

<u>Revenues:</u>	<u>2009-10</u>
Public Safety Interoperable Communications	<u>\$1,735,000</u>
<u>Expenditures:</u>	
Police and Fire Communication Interoperability Equipment	<u>\$1,735,000</u>

OFFICE OF SUSTAINABILITY
Energy Efficiency Conservation Block Grant
(Fund 720)

<u>Revenues:</u>	<u>2009-10</u>
EECBG Revenue	<u>\$3,644,000</u>
<u>Expenditures:</u>	
Operating Expenditures	<u>\$3,644,000</u>

JUVENILE SERVICES
Grant Fund
(Fund 720, Subfund 720)

<u>Revenues:</u>	<u>2009-10</u>
Department of Juvenile Justice Grant	\$684,000
Juvenile Alternative Services Program	602,000
Intensive Delinquency Diversion Services	181,000
Civil Citation Program	96,000
Juvenile TASC	345,000
USDOJ OJJDP Prevention Initiative	162,000
Byrne Grant	<u>302,000</u>
Total	<u>\$2,372,000</u>
<u>Expenditures:</u>	
Operating Expenditures	<u>\$2,372,000</u>

OFFICE OF GRANTS COORDINATION
Ryan White Grant Program
(Fund 720, Subfund 720)

<u>Revenues:</u>	<u>2009-10</u>
Ryan White Grant Title -- Year 19	<u>\$26,175,000</u>
<u>Expenditures:</u>	
Administration Expenditures	\$1,129,000
Allocation to Contractual Services	<u>25,046,000</u>
Total	<u>\$26,175,000</u>

OFFICE OF GRANTS COORDINATION
Grant
(Fund 720)

<u>Revenues:</u>	<u>2009-10</u>
State and Federal Grants (Byrne Grant)	<u>\$130,000</u>
<u>Expenditures:</u>	
Addiction Services (Byrne Grant)	<u>\$130,000</u>

DEPARTMENT OF CULTURAL AFFAIRS
State and Federal Grants
(Fund 720, Subfund 721)

<u>Revenues:</u>	<u>2009-10</u>
State and Federal Grants	\$15,000
Transfer from Tourist Development Tax (TDT) (Fund 150, Subfund 151)	95,000
Carryover	81,000
South Florida Cultural Consortium Projects	<u>85,000</u>
Total	<u>\$276,000</u>
<u>Expenditures:</u>	
Administrative Expenditures	\$15,000
South Florida Cultural Consortium Projects	<u>261,000</u>
Total	<u>\$276,000</u>

HOMELESS TRUST
Grants
(Fund 720, Subfund 723)

<u>Revenues:</u>	<u>2009-10</u>
U.S. Department of Housing and Urban Development Grants	\$18,772,000
Florida Department of Children and Family Grants	<u>369,000</u>
Total	<u>\$19,141,000</u>
<u>Expenditures:</u>	
Homeless Trust Operations	\$19,073,000
Transfer to General Fund for Indirect Cost	<u>68,000</u>
Total	<u>\$19,141,000</u>

**METROPOLITAN PLANNING ORGANIZATION
(Fund 730)**

Revenues:

2009-10

Carryover	\$213,000
Federal and State Revenues	5,428,000
Transfer from Secondary Gas Tax (Funds 330 and 331) -- Grant Match	<u>600,000</u>
Total	<u>\$6,241,000</u>

Expenditures:

Operating Expenditures	\$2,484,000
Reimbursement to the Department of Planning and Zoning	200,000
Reimbursement to the Public Works Department	120,000
Reimbursement to Miami-Dade Transit	145,000
Reimbursement to the Office of Strategic Business Management	50,000
Reimbursement to the Enterprise Technology Services Department	25,000
Reimbursement to the Finance Department	40,000
Indirect Payment	298,000
Payment of County Rent to GSA	130,000
Planning Activities	<u>2,749,000</u>
Total	<u>\$6,241,000</u>

**HOUSING AND COMMUNITY DEVELOPMENT
(Fund 750)**

Revenues:

2009-10

Community Development Block Grant (CDBG) FY 2010 Entitlement	\$17,060,000
HOME FY 2009 Entitlement	6,725,000
CDBG Program Income	300,000
HOME Program Income	720,000
Other Program Income	430,000
ESG Carryover	510,000
CDBG Carryover	24,946,000
HOME Carryover	18,408,000
Enterprise Zone Tax Abatement Application Fees	5,000
Emergency Shelter Grant	760,000
Rental Rehabilitation Carryover	516,000
HODAG Carryover	6,113,000
HATF Carryover	283,000
CDBG Stimulus Funds Carryover	2,822,000
Transfer from Countywide General Fund	<u>425,000</u>
Total	<u>\$80,023,000</u>

Expenditures:

Administration CDBG and HOME	\$4,217,000
FY 2010 CDBG County Programs:	
Building and Neighborhood Compliance - Graffiti Removal	233,000
Building and Neighborhood Compliance - Code Enforcement	429,000
Community Action Agency (CAA) - Paint Program	188,000
CAA - Elderly Residential Energy Conservation Program	100,000
CAA - Head Start Facility Improvements	1,776,000
CAA GMSC - Graffiti Abatement Program	170,000
CAA GMSC - Employment and Training	371,000
Department of Human Services (DHS) - Treatment Alternative To Street Crime	500,000
DHS - Facility Improvements	900,000
DHS - Advocates for Victims	500,000
HCD - Enterprise Zone Program	180,000
HCD - Capital Improvement Professional Services and Technical Assistance	89,000
HCD - Housing Professional Services and Technical Assistance	150,000
Juvenile Services Department - Diversion Programs	500,000
Planning and Zoning - Cauley Square	50,000
Planning and Zoning - Mindermann House	35,000
Planning and Zoning - McFarlane	40,000
State Department of Health - Rodent Control	659,000
State Department of Health - Immunization Services	74,000
Beckham Hall Camillus House	1,270,000
General Fund activities	425,000
Operating and Programmatic Expenditures	<u>67,167,000</u>
Total	<u>\$80,023,000</u>

PARROT JUNGLE
U.S. HUD Section 108 Loan
(Fund 750, Subfund 759, Project QSE108)

Revenues:

	<u>2009-10</u>
Loan Repayment from the City of Miami (80%)	\$2,764,000
Transfer from Countywide General Fund (20%)	<u>691,000</u>
Total	<u>\$3,455,000</u>

Expenditures:

Transfer to Debt Service (Project 292700)	<u>\$3,455,000</u>
---	--------------------

**HOUSING AND COMMUNITY DEVELOPMENT
TARGETED URBAN AREAS
U.S. HUD Economic Development Initiatives Section 108 Loan
(Fund 750, Subfund 770, Project Q00EDI)**

<u>Revenues:</u>	<u>2009-10</u>
Transfer from Countywide General Fund (Parrot Jungle)	\$150,000
Loan Repayments	4,777,000
EDI Carryover	<u>1,102,000</u>
Total	<u>\$6,029,000</u>
 <u>Expenditures:</u>	
Economic Development Programs	\$3,881,000
Payment to Debt Service	<u>2,148,000</u>
Total	<u>\$6,029,000</u>

**BROWNSFIELDS ECONOMIC DEVELOPMENT INITIATIVE
U.S. HUD Section 108 Loan
(Fund 750, Subfund 770, Project Q0BEDI)**

<u>Revenues:</u>	<u>2009-10</u>
BEDI Carryover	<u>\$2,116,000</u>
 <u>Expenditures:</u>	
Brownsfields Programs	\$1,877,000
Payment to Debt Service (Project 292900)	<u>239,000</u>
Total	<u>\$2,116,000</u>

**HOUSING AND COMMUNITY DEVELOPMENT
Special Housing
(Fund 751)**

<u>Revenues:</u>	<u>2009-10</u>
Carryover	\$351,000
Management Fees	<u>1,243,000</u>
Total	<u>\$1,594,000</u>
 <u>Expenditures:</u>	
Special Housing Activities	<u>\$1,594,000</u>

OFFICE OF COMMUNITY AND ECONOMIC DEVELOPMENT
State Housing Initiatives Partnership Program
(Fund 760, Subfund 760, Project 760002)

<u>Revenues:</u>	<u>2009-10</u>
State Housing Initiatives Partnership Program (SHIP)	\$732,000
SHIP Loan Repayments	1,600,000
Interest Earnings	<u>500,000</u>
Total	<u>\$2,832,000</u>

<u>Expenditures:</u>	
SHIP Activities	<u>\$2,832,000</u>

Community Development Block Disaster Initiative Grant
(Fund 780, Subfund 783)

<u>Revenues:</u>	<u>2009-10</u>
Carryover	<u>\$23,256,000</u>

<u>Expenditures:</u>	
Hurricane-related Projects	<u>\$23,256,000</u>

Community Development Block Grant - Neighborhood Stabilization Program
(Fund 780, Subfund 783, Grant CDBNSP)

<u>Revenues:</u>	<u>2009-10</u>
Carryover	<u>\$43,784,000</u>

<u>Expenditures:</u>	
Hurricane-related Projects	<u>\$43,784,000</u>

SPECIAL ASSESSMENT FUNDS
Special Taxing Districts-Lighting
(Fund 900, Subfund 901)

<u>Revenues:</u>	<u>2009-10</u>
Carryover -- Lighting Districts	\$8,256,126
Special Taxing Districts FY 2005-06 Assessments -- Lighting Districts	<u>7,290,065</u>
Total	<u>\$15,546,191</u>

<u>Expenditures:</u>	
Scott Lake Manor	\$55,460
Bunche Park	80,297
Sunswept Isle	10,162
Town Park Estates	35,368
Richmond Heights	116,407
West Perrine	81,714
Naranja Park	21,699
Southwest Section I	416,853
Twin Lakes	69,940
Crestview	68,165
Westchester	232,630
Brownsville	217,961
Carol City	445,417

Ives Estates	74,481
Scott Lake Manor East	199,725
Enchanted Lake	4,293
Colonial Drive	284,742
Biscayne	49,099
Sunset Park	60,688
Palm Springs North	86,951
Village Green	97,353
Oakland Park	19,980
Star Lakes	7,461
Sky Lake	44,245
Southwest Section 2	33,453
Westbrooke	5,920
Andover	33,985
Lake Arcola	12,042
Southwest Sec 2 Addition 1	4,285
Stephens Manor	22,895
Park Shores	34,801
Town Park Addition 1	6,551
Kendallwood	15,243
Mashta Island	4,133
Westbrooke Gardens	18,784
Stoneybrook	12,516
Liberty City	136,609
Westwood Manor	7,535
Highland/Sparling	42,864
Central Canal	41,658
Rose Glen	7,624
Northwest Shores	49,062
Sabal Palm	63,427
Key Biscayne #1	21,283
Snapper Creek Park	17,261
Howard Drive	53,617
Key Biscayne #2	12,641
Miami Gardens	41,731
Coral Pines	35,847
Flamingo Village	18,838
Peachtree Lane	10,392
Mitchell Lake	5,843
Bel Aire	28,890
Laurel Hill Park	16,466
Goulds	111,417
Pinewood Park	32,591
Cutler Ridge	53,486
Sierra	57,026
Village Green Underground	22,105
Palm Springs Underground	22,452
Biscayne Pines	20,288
Rana Park	9,263
Anderson Heights	44,094
University Manor	18,644
South Miami Heights	450,471
Highland Gardens	10,122
Cutler Ridge Addition #1	134,678
Darlington Manor	33,847
Little River Acres	14,182
Central Miami	17,715
Biscayne Manning	22,059
Lake Lucerne	29,186
Biscayne Manning Addition #1	7,675
Andover Addition #1	17,200
Tallamoody	23,616
Liberty Plaza	7,805
Liberty Homes	29,198
Central Miami Addition #1	13,414
Naranja Lakes	42,978
Schenley Park	12,065
Richmond Heights Addition #1	36,024
West Little River	23,117
Lee Manor	21,056
Golf Park-Minton M.-Fairmont	38,454
Biscayne Gardens Addition #2	35,893
Wittman	296,180
Cantelope	7,735
Cape Florida	12,726
Sunshine State Industrial Park	65,281
Riverdale	21,189
Westbrooke 3rd Addition	7,013
North County	339,111
Little Gables	34,309
International Gardens	72,414
Bird Road Highlands	23,944

537

Biscayne Gardens 3rd Addition	30,002
Sky Lakes 1st Addition	8,854
Allapattah	48,154
Princetonian	56,569
Hardwood Village	12,777
Lee Manor 1st Addition	21,825
Carol City 1st Addition	4,235
Costall Doral East	23,843
Sevilla Heights	2,805
Lake Park	7,753
Loyola-Westbrooke	6,287
Central Heights	19,158
Bird South	1,879
Expressway Industrial Park	12,484
Villages Of Homestead	27,457
East Golf Park	35,473
Lazarus On Richmond	12,377
Coral Way Estates	12,306
The Hammocks	140,262
Happy Farms Acres	23,944
West Flagler Estates	4,632
Monique	2,552
Sky Lake Homes	8,966
Golden Glades	16,536
Country Club of Miami Estate	50,994
Tamiami Lakes	52,870
Rolling Oaks	13,582
Coral Highlands	16,772
Twin Home Estates	2,999
Sunset Homes	7,822
Winston Park	141,465
Coral Terrace Section 1	3,636
Westbrooke Addition #5	3,697
Bent Tree Section 3	4,317
Torremolinos	1,629
Pinewood Manor	6,654
Little Plantations of Miami	26,396
Intag Manor 1st Addition	1,915
Beverly Estates	13,869
West Cherry Grove	6,186
Bilbao Est	8,383
Las Palmas	15,171
Highland Lakes Estates	1,581
Westgate Gardens	19,045
The Falls	25,807
Westwind Lakes	87,193
Royale Green Townhouse	51,111
Gem Homes	26,494
Doral Park	47,442
Lakes Of Avalon	17,636
Meadow Wood Manor	32,574
North Dade Country Club	61,616
Magarita'S Estates	5,370
Rustic Lakes	3,512
Sunset West	42,837
Coral West Heights	20,337
The Lakes	14,077
Royale Green Section One	54,201
Air Park Industrial	7,827
Venetian Acres	14,413
R J Katz	11,635
Country Lake Manors	50,102
Ben Granoff Park	4,900
Strawberry Fields Homes	14,391
Garson Subdivision Section1	4,073
Meadow Wood Manors Sec 8 North	4,921
Meadow Wood Manors Sec 8 South	7,596
Westchester Park	2,977
South Springs Homes	4,679
Oak Park	39,608
California Hills	12,295
Riviera South	2,795
Pleasure Village	3,876
Marbella Park	5,419
Cutler Country Groves	10,543
Dadeland Park	8,816
Bird Lakes S Section 1	7,726
Bird Lakes S.Section 3	15,389
My First Home	6,376
Sunset Harbour 6	3,427
Kristina Estates	19,935
Bird Lakes S Addition 3	3,317

538

Meadow Wood 9	18,309
Bird Estates	4,820
Andrade Subdivision	6,232
Mediterrania	10,549
Americas at Miller	9,249
Limewood Grove	33,543
Weitzer Killian Place	6,631
Vista Subdivision	20,090
Roger Homes	9,148
Munne Estates	5,261
American Homes	22,691
Biscayne Gardens	12,192
Monasterio Subdivision	3,104
Beacon Centre	33,306
Flamingo Farms Estates	9,363
Dadeland Forest Estates	3,027
Lakeview	45,280
Villa Sevilla	8,088
Roel Subdivision	5,552
Sky Lake H. 2nd Addition	4,547
Blue Heavenlanding	1,513
River Bend	29,636
Redland's Edge	12,208
Meadow Wood Manor Section 10	10,461
Forest View	21,035
P. I. Estates	8,604
Royal Cutler Estates	5,940
Allison Estates	4,389
Barima Estates	12,977
Mirelda Estates	13,693
Naroca Estates	14,424
Bird Lakes So. Section 4	14,324
Cutler Country Groves 1 Addition	23,678
Shomar Subdivision	3,805
Venezia Home Estates	17,234
Coventry	9,077
Michelle Woods	7,074
Monaco Estates	5,891
American Homes 1st Addition	18,445
Jacarnadas at Sunset	3,489
Munne Royal Homes	8,673
Weitzer Hammocks	21,160
Canton Subdivision	5,834
Adventure Homes	27,339
Oaks And Pines	2,858
Pine Needles East	2,665
Hartford Place	22,173
Fernal Subdivision	1,668
Bunche Park South	24,010
Rustic Lakes Add. 1	9,046
Amerihomes	8,547
Fantasy Homes	6,856
Forest Lakes	56,306
Brandon Parks	26,539
Le Mirage	6,555
Sharon Estates	5,504
Nelmar Subdivision	2,977
Canton Sub First Addition	3,954
Biscayne Villas	20,084
Lago Del Mar	46,172
Raas Subdivision	4,062
Pvc Subdivision	4,269
Monaco Est First Addition	8,501
Shoma/Kendall	10,849
San Diego Subdivision First Addition	3,262
Datorre	4,244
Daxal Subdivision	14,147
Cenal Estates	26,375
G.B. Estates	19,086
Oak Ridge	6,602
Hammock Shores	6,918
Richmond Homes	4,695
Carmichael Estates	13,142
Magnolia Manors	4,190
Oak Creek	12,168
Greendale	9,098
Cordoba Estates 1st Addition	6,705
West Kendall Best	26,393
Nelfer	5,200
Lejeune Terminals	68,897
Peral	11,777
Habitat Homes South	5,976

539

Rosmont Sub 3	6,092
Krizia Subdivision 3rd Addition	4,070
Coral Bird Homes Subdivision Phase 1	9,845
Gold Dream Estates	3,087
Arien Subdivision 1 and 2	4,353
Eagles Point	4,895
Vanessa Ranch	25,538
Mandy Sub	26,415
Pena Sub	7,279
Paul Marks	13,721
Southwind Point	9,771
Amigo'S Subdivision	4,113
Riviera West	2,741
Majestic Homes	17,145
Krizia Subdivision 4th Addition	5,917
Highland at Kendall	7,705
Fantasy One	15,950
Gordon Estates	2,261
Vtl Subdivision	2,451
Truval West Subdivision	1,295
Truval Gardens	1,737
Le Chelle Estates	8,193
Hammock Shores 2nd Addition	5,622
Abbro Subdivision	2,427
Lago Mar South	13,865
Thousand Pines	8,160
Oak Park Est Sectio 1	26,270
Monasterio Estates Section One	9,070
Natalie Homes	9,189
Costa Verde	9,910
Centro Villas North	5,497
Arien Subdivision Section 3	2,460
Superior Homes Estates	16,371
Miller Glenn	6,354
Zac Subdivision	2,997
Anta Subdivision 1st Addition	2,200
Cordoba Estates Section 2	5,122
Shoma Homes at Tamiami II	26,282
Nunez Estates	443
West Dade Subdivision	991
Renegade Point Subdivision	5,612
Oak Creek South	13,057
Esquerro Estates	4,405
Doral Equestrian Center	1,733
Highland at Kendall 1st Addition	10,576
Richmond Home 1st Addition	3,935
Emerald Point	1,957
Eagles Point 1st Addition	1,780
Maralex Homes	18,375
Dimara Subdivision	2,368
Old Cutler Homes	2,544
Ashley Subdivision	760
Weitzer Serena Lakes	11,515
Punta Gorda Estates	3,462
Aristotle Subdivision	51,147
Kessler Grove Section 1	11,739
Gasser Subdivision	1,265
Migdalia Subdivision	2,661
Moody Drive Estates	20,933
Mimi Subdivision	4,333
Mansion at Sunset 2	4,770
Mayte Subdivision	12,703
PA at West Sunset	27,676
PA at Coral Reef	10,037
Sunnyview Subdivision	10,352
Jar Subdivision	1,821
Kessler Grove 2	9,620
Kenellen Subdivision	4,020
Tabor Subidivision	3,606
Stuart Int	3,320
PVC Subdivision 1st Addition	1,573
Star High	1,430
Hammock Shores 3rd Addition	6,783
Galloway Estates	1,561
Richland Estates	15,463
Ali Subdivision	1,566
Eureka Creek	5,775
Kendall Family Estates	16,423
Benson Lakes	2,352
Transal Corp Park	7,494
Westpoint	18,544
Spanish Lakes	21,896
Galloway Glen	75,753
Marien Subdivision	5,970
Quirch Subdivision	5,259
Corsica	13,833

540

Melton Plaza	2,191
Coral Bird Homes Subdivision 2	3,752
Monacos Miller Homes	1,143
Pvc Estates	3,874
A and R Subdivision	1,226
Brighton Meadow	8,326
Country Mall Plaza	3,568
Cres Subdivision	5,012
Weitzer Serena Lakes West Section 2	6,023
Hardin Hammocks	6,295
Ferel Subdivision	1,158
Fedy Estates	6,595
Marfer Subdivision	3,237
Mangus Subdivision Sections 1 and 2	45,026
Peacock's Point	2,594
Amore Subdivision	2,160
Pedro Alberto Subdivision	3,154
Oak Ridge Fall	2,169
Shoma Estates Multipurpose	53,590
Bristol at Kendall	288
Bristol Park 2	2,615
Majestic Estates	37,921
Interian Homes	1,980
Pelican's Point	7,111
Kendal Village West	3,467
Gran Central	113,450
Zenteno Subdivision	2,489
Barcelona Estates	6,755
Nelia Subdivision	1,646
Country Lakes Manors	82,369
Monasterio Section 2	1,985
Cordoba Estates Section 4	2,381
Cadiz Estates	2,063
Christienne Estates	6,047
Palmas/Bosque 1 Addition	1,911
Med South	32,584
Kessler Grove 3 and 4	25,529
Laguna Ponds 1 and 2	53,567
Wldd Subdivision	4,394
Vecin 1	3,058
Llauro Subdivision	846
Southview	3,241
Hammocks Estates	18,908
Savanah Landing	2,525
Doral Landing	18,411
Hughes West Subdivision	8,531
Caribe Lakes Phase 1	1,787
Bristol Point	1,845
Castillian Subdivision	1,258
Maria Gardens	26,294
Micheline Subdivision	568
Doral Isles Antilles	107,714
Caribe Subdivision	3,731
Laffite Subdivision	4,021
Palapala	3,360
Viscaya Villas	2,565
Anabah Gardens	2,070
Autonation Perrine	3,408
Michelle Manor	8,113
Llanos at Bird Road	2,469
Raas Subdivision 2	3,497
Doral Meadows	3,878
Goldvue	4,525
PVC Estates 1 Addition	476
Nyurka Estates	1,913
Saminik Subdivision	5,926
Weitzer Serena Lake	6,110
Hawknest	2,375
Mystic Place	1,920
Garden Hills Multipurpose	43,625
Heavenly Estates	3,138
Central Park Estates	857
Riviera Trace	14,944
Palm Spring Estates	21,272
Salma Lakes	17,615
Sinos Estates	625
Kendall Country Estates	20,720
Cosar Subdivision	9,238

541

Bridgeport	1,119
Red Garden	5,178
Bent Tree Com	2,906
West Dade Land	3,270
Karanero Falls	1,169
Wonderly Estates	20,369
Reserve At Doral	4,177
Beacon at 97 Ave	9,852
Miami Int. Business Park	17,056
MICC	35,369
Intl Corp. Park	48,083
Biscayne Point South	603
Poinciana Lakes	1,174
San Marino	3,534
Old Cutler Forest	4,428
Five Stars	423
Big Five	563
Park Lakes	17,099
Ibis Villas	2,310
Enclave at Doral	2,067
Mito	6,563
Zoe Miller	1,770
Bonita Golfview	4,162
Mastrapa Estates	545
Palmetto Lakes	156,640
Dimauro Subdivision	1,485
Bird Garden Subdivision	5,783
Braman	1,974
Corsica Place	38,462
Deering Point	6,995
Summerwind Subdivision	4,179
Doral International	1,293
Hawksnest 1st Addition	1,479
Garden Hills West	35,821
Cres Estates	8,051
Sylvia Subdivision	1,235
Koki Est	726
Abaco Estates	782
Royal Landing	18,988
Royal Landings Estates	4,244
Community Partnership	48,713
Signature Gardens	1,361
Presidential Estates	4,241
Sunset Lakes Estates	3,587
Palace 1 Addition	4,266
Nicoi	1,576
Daily First Addition	3,021
Doral Com Park	7,476
Shirtee 1 and 2	2,836
Nomar Estates	6,140
Cantal West Industrial Park	1,903
Sunset Apartments	26,844
Hawknest 2nd Addition	766
Doral Savannah	10,673
Costa Dorada	2,066
Cartal Subdivision.	2,123
Mayte South	7,776
Acapulco	10,194
Esmerald Oaks	3,130
Jefferson at Doral	7,631
Villas of Barcelona	774
San Denis San Pedro	16,173
Dadesky Subdivision	2,802
Miami International Parkway	27,045
Villa Esperanza	4,078
Country Park Estates	2,066
Daily Subdivision	1,918
Villa Real	1,086
Don Elias	11,868
Cic Sub	1,029
Les Jardins/Secret Gardens	659
Carlisle at Doral	1,328
Mansions at Pine Glen	2,691
Luz Estela	8,635
Mayito Estates	1,661
Coral Reef Nurseries	32,920
Puerto Bello at Doral	932
Valencia Grove	14,412
Shoreway Subdivision	132,924
Doral Terrace	9,057
Redland East Residential Subdivision	1,580
Preserve at Doral	1,572

542

Marpi Homes	11,327
Luis Angel Subdivision	2,454
Oak Ridge Falls 1st Addition	2,911
Crestview Lakes	32,587
Pine Needles East Section 5	4,294
Bonita Golf View Part Two	3,634
Ponce Estates	13,170
Hamptons	998
Transal Serv. Park	4,885
Park Lake by the Meadows	4,794
Castcana Estates	2,609
FC Subdivision	22,392
Kenwood Estates	1,915
The Mansions at Sunset	13,943
Dimensions at Doral	1,751
Venetian Lake	19,513
Superior Trace	6,352
Biarritz	1,165
Bonita	975
Bird Road Properties	26,962
Digna Gas Station	1,654
Twin Lake Shores	17,339
Migdalia Subdivision	2,070
Casa Lago	15,229
Krizia 5 Addition	5,585
Marquessa Subdivision	5,237
Chana Rose Estate	1,609
Lilandia Subdivision	4,127
Oaks South	16,814
Costa Bonita	2,114
Lago Mar First Addition	9,055
Larose Subdivision	1,893
Dolphin View	2,115
Balani Subdivision	21,154
La Espada	4,177
Genstar	7,031
Bismark Homes	4,868
Sab Subdivision	1,813
Tiffany at Sunset	2,704
A.V. Subdivision	2,144
Kayla's Place	68,757
Park View Town Homes Phase I	4,709
Park Lakes 1-4	18,487
Mako Subdivision	1,593
Kaiser Subdivision	2,686
Precious Homes/ Lakes Bay	9,593
DCP Subdivision 1st Addition	2,187
T and F Subdivision	8,338
Yasamin Subdivision	1,583
Marta Subdivision	2,084
Hidden Grove	10,756
West Lakes Estates	16,900
Ponce Estates Section II	10,533
Mystic Forest	1,623
Valencia Grove Estates	11,730
Millenium Subdivision	2,700
Miracle West	3,173
Sunset Lakes Estates 1st and 2nd	12,196
Breckinridge	2,834
Park Lakes by the Meadows 4th and 5th	10,952
Watersedge	11,072
GC Corp. I.A.D.	6,147
Park Lakes by the Meadows Phase 6	19,986
Krizia Subdivision 1st Addition	23,848
Estates Homes	11,639
Gabriella Subdivision	2,900
Century Park/Villas	4,246
Biarritz 2	3,035
Redlands Forest	9,138
Miller South Subdivision	6,021
Sunset Pointe	3,790
Nito Subdivision	5,918
Erica Gardens	17,007
Crestview 1 and 2 Addition	41,236
Stephanie's Subdivision	3,495
Canero's Oak	2,790
Laroc Estates	36,820
Royalton Subdivision	24,592
Miller Cove 1st Addition	11,966
Marbella Estates	7,235
Sunset Farms	2,887
Nunez Homes	3,183

543

Lakes Bay Section 14	47,493
Kendalland	92,238
Mindi Subdivision	8,146
Chiu Subdivision	3,221
Sella Subdivision	17,909
Esplanadas Dream	4,563
Miller Cove	24,412
EFM Estates	150,252
Emerald Lakes Estates	5,476
Kendall Breeze	14,367
Tamiami Gefen Industrial Park	17,958
AB at Tamiami Trail	143,368
Lakes Of Tuscany	26,879
Children's Plaza	6,243
Milon Venture	238,152
Redlands Estates	17,287
Renaissance Estates	31,438
Kendaland center	5,367
Ed-Mar Estates	4,801
Grand Lakes	227,203
Redlands Cove	16,329
Milya Subdivision	10,691
Shoma Villas at Country Club Of Miami	4,230
Cedar West Homes 3	33,650
Heiti Subdivision	2,045
Vega Coral Way Subdivision	697
Alturas De Buena Vista	2,347
Nilo Subdivision	258
Hainlin Mill 4	4,858
No. Lake Park	2,308
Precious Executive Homes	383
Rosewood Homes	5,248
Miracle West 1st. Addition	85
Camino Real Estates	15,587
Eve Estates	5,862
Woodlands	15,931
Doral Pointe D.D.	2,170
Hermilio Subdivision	2,320
Mardel Estates	11,695
Nicole Subdivision	8,417
Helena Homes	8,350
DVH Estates	34,056
Coral West Homes	2,009
Oaks South Estates	32,505
Mother of Christ	2,864
Alina Estates	9,374
Emerald Isles	9,056
Lakes by the Bay So. Commons	109,810
Miller's Landing	4,540
Koki Estates 1st. Add.	39,789
Spanish Gardens Villas	2,505
Jesslyn Subdivision	27,272
North Palm Estates	40,043
Hainlin Reef No.	5,215
Granada Homes Estates	5,205
Casa Lago First Addition	7,895
Tuscany Place	13,119
Walmart / Hialeah	17,715
Salcines	1,976
Isabella Estates	4,409
Cudimar at Black Point Marina	67,060
San Valentin	5,681
V and Q Holdings	2,462
Florencia Estates	15,041
Miller Grove	2,522
Gefen-Maisel	3,531
Biscayne Dr. Estates	34,581
Tuscan Lake Villas	12,518
Eden Lakes	11,903
Sussyan Subdivision	50
Eden Lake	13,519
Danielle Patrick	10,119
Countryside and 1st Addition	86,028
Melquiades Subdivision	3,608
Kingdom Dreams	27,535
Villas Del Campo	52,694
Century Estates 1st Addition	59,329
South Gate Subdivision	4,241
Sabrina Twinhomes	2,458
Fava Estates	8,051

544

La Costa at Old Cutler	10,173
Mica Subdivision	134
Precious Forest Homes	12,175
November Heights	100
King's Homes	5,994
Estate Homes 2nd Addition	3,890
Doral Isles North Secs. 1 and 2	55,160
Miller Lake	11,116
Anaco Estates	8,226
Stephanie Subdivision	6,244
Chateaubleau Mansions	10,026
Spring West Estates	10,459
Keystone	28,698
Aileen Subdivision	4,978
Pelican Bay at Old Cutler	111,891
Cedar West Homes Two	12,253
Mystic Forest Two	4,090
Bent Tree Briarcliff	3,791
Ibis Villas at Doral	12,209
Flamingo Homes	13,779
Riverside Subdivision	7,020
Bluewaters Subdivision	100,780
Pete's Place	13,178
Anaco Estates 1st Addition	7,673
South Point Cove	6,173
Homestar Landings	13,519
Park View Estates	3,480
King's Estates	7,263
Ethereal Subdivision	6,738
Pine Manor	243
Spicewood Subdivision	18,112
Mustang Ranch	18,576
Leti Subdivision	1,862
CMDG Subdivision	5,233
Belen Estates	7,365
Silver Palm Lake	40,006
Century Gardens	82,794
Virginia Estates	5,404
Costa Azul Homes	132
Hainlin Mills Park View	4,362
J.C. Kern	21,437
Elise Estates	20,824
Santa Monica	5,300
Helena Homes First Addition	5,755
Soto Mansions	11,148
Christopher Gardens	26,100
Moody Drive Estates	13,283
Christy's Estates	4,549
Hilda's Estates Subdivision	2,876
Silver Palm Homes	12,194
Beacon Lakes Phase One	43,464
Old Cutler Road Estates	4,897
Chadustry Estates	9,627
Vista Trace Subdivision	87
Leti Subdivision 1st. Addition	140
Century Prestige	14,593
Olivia's Subdivision	6,817
Breeze at Galloway	733
Century Breeze East	7,308
Rivendell	20,685
Cutler Breeze	7,764
Chateau Royal Estates	1,575
Culter Bay Palms	31,024
Sable Palm Estates	27,154
Pinewood Park Extension	95,438
Naranja Gardens	40,644
Morningside	940
Nilo Estates	17,739
Matah Subdivision	4,402
Melgor Estates	11,761
Leyva Subdivision	7,339
Silver Group Subdivision	40
Zamora's Groove	9,103
California Club Estates	1,221
Rieumont Estates	3,432
Silver Palm East and West	18,522
Virtan at Naranja Estates	17,871
Black Creek Homes	8,567
Abel Homes at Naranja Villas	5,480
Mandarin Lakes	140,864

545

Redland East 1st. Addition	102
Zamora's Grove 1st. Addition	221
Buddy's Paradise	207
B.M.S. Kendall	116
Peterson	14,226
Redlands Colonial Estates	1,459
Vany Subdivision	60
Alexandria Estates	13,890
B.B.E. Subdivision	478
Courts at Tuscany North	5,701
Evergreen Garden Estates	990
South Point 1st. Addition	64
Beacon at Doral	2,444
Parkview Condominiums	201
Forest Lake Paradise	6,671
BHM East Campus Expansion	1,043
Riviera Grand Estates	478
BDG Kendall 162	93
Cedar West Estates	110
Misc. Districts	<u>328</u>
Total	<u>\$15,546,191</u>

**Special Taxing Districts -- Security Guards
(Fund 900, Subfund 905)**

Revenues:

2009-10

Carryover -- Security Guard Districts	\$1,504,078
Special Taxing Districts FY 2005-06 Assessments -- Security Guard Districts	<u>11,289,417</u>
Total	<u>\$12,793,495</u>

Expenditures:

Palm and Hibiscus Island	\$377,862
Star Island	235,099
Miami Lakes Loch	426,742
Hammock Oaks Harbor	205,211
Belle Meade Island	222,433
N Dade C.C./Andover	395,737
Keystone Point	590,728
Highland Gardens	202,652
Belle Meade	202,996
Highland Ranch Estate	235,060
Sans Souci	440,146
Allison Island	219,234
Biscayne Beach	189,287
Biscayne Point	203,248
Coventry Security	197,824
Old Cutler Bay	464,375
North Bay Island Security	196,205
Devonwood	225,413
Pine Bay Estates	227,188
Eastern Shores 1st Addition	152,966
Miami Lakes Section 1	206,031
Oak Forest Stationary	378,942
Oak Forest Roving	438,369
Highland Lakes	479,499
Enchanted Lake	379,976
Hammock/Lake Banyon Dr.	261,110
Gables By The Sea	382,613
Royal Oaks Section 1	375,930
Eastern Shores Security Guard	375,519
Snapper Creek Lakes	244,664
Cocoplum Phase 1	251,337
Sunrise Harbor Security Guard	193,036
Four Way Lodge Estate Security Guard	203,863
Bay Heights Security Guard	295,132
Kings Bay Security Guard	172,555
Brickell Flagler Plaza Security Guard	262,888
Morningside Security Guard	454,552
Davis Ponce Rov Patrol	347,975
Entrada Security Guard	284,570
Fairhaven Rov Patrol	101,504
Natoma Rov Patrol	38,744
Royal Oaks East	369,289
Lakes by the Bay So Commons	539,582
Sabel Palm ROV Patrol	<u>145,406</u>
Total	<u>\$12,793,495</u>

5416

**Special Tax Districts – Landscape Maintenance
(Fund 900, Subfund 906)**

Revenues:

2009-10

Carryover -- Landscape Maintenance Districts	\$2,772,600
Special Taxing Districts FY 2006-07 Assessments -- Landscape Maintenance Districts	<u>5,306,542</u>
Total	<u>\$8,079,142</u>

Expenditures:

Aileen Subdivision	\$4,700
Air Park	25,700
Alexandria Estates	8,574
Allison Estates	20,400
Aristotle Subd.	118,500
Balani	12,300
Biscayne Dr. Estates	19,200
Bonita Golf View	10,944
Camino Real Estates 1st Addition	11,900
Candlewood Lake	2,700
Capri Homes	17,900
Casa Lago 1st Addition	16,500
Casa Lago Multipurp.	61,700
Cedar West Homes Two	12,600
Cedar West homes Three	19,600
Century Estates and 1st	166,500
Chadustry Estates	2,000
Chateau Royal Estates	13,638
Chistopher Gardens	14,400
Coral West Homes	5,000
Corsica	54,200
Corsica Place	87,900
Cosmopolitan Roadway Multipurpose	35,800
Countryside and 1st Addition	138,600
Crestview Lake 1 and 2	92,600
Cutler Bay Palms	16,000
Cutler Breeze	4,100
Danielle Patrick Subdivision	13,100
Deer Creek Estates 1st. Addition	2,000
Dolphin Center	462,200
Doral Isles	148,300
Doral Park	240,500
East Oakmont Dr	31,800
Eden Lakes Multipurpose	55,100
Erica Gardens	59,500
Fava Estates	4,800
Flamingo Homes	17,300
Florencia Estates	33,800
Forest Lakes	170,200
Forest View	20,900
Fountainbleau East and West	1,325,408
Free Zone Industrial	24,200
Garden Hills Subdivision	163,900
Garden Hills West	64,900
Genstar Multipurpose	5,500
Goulds Hammocks Estates	9,000
Grand Lakes	282,500
Hailin Reef North	6,500
Helena Homes	30,200
Highland Lakes	6,600
Homestar Landing	12,800
Interian Homes	8,200
J.C. Kern	42,300
Jordan's Landing	11,858
Kendale Lakes	489,800
Kendalland Multipurpose	121,400
Keystone Multipurpose	20,600
Kingdom Dreams	153,400
Laroc Estates	34,600
Lauren's Pond	15,531
Ledrew Estates	11,100
Limewood Grove	141,800
Mangus Sub Multipurpose	276,000
Marpi Homes Multipurpose	51,100
Mediterrania	30,400
Miller Cove Multipurpose	64,600
Miller Cove 1st Addition	7,200
Miller Lake	16,000
Millon Venture Multipurpose	632,500
Moody Drive	15,200

547

Naranja Gardens	13,700
North Palm Estates	10,000
Oak South Estates	89,100
Old Cutler Homes	11,200
Olivia's Subdivision	4,000
Park Lakes Multipurpose	66,900
Park Lakes by the Meadows 3	4,000
Park Lakes by the Meadows 4	21,400
Park Lakes by the Meadows 6	18,000
Ponce Estates Multipurpose	89,600
Ponce Estates Section 2	60,000
Precious Forest	10,970
Renaissance Estates	46,600
Renaissance Ranches	15,200
Royal Harbor	43,400
Royal Landings Estate	40,200
Royal Landings Multipurpose	71,500
Sable Palm Estates	56,200
San Denis-San Pedro	63,300
Sella Subdivision	36,700
Shoma/Tamiami II	81,600
Shoreway Subdivision	98,800
Sinos Estates	9,300
Skylake Golf Club	26,000
South Kendale Estate	10,600
Valencia Grove Estates	36,400
Venetian Lake Multipurpose	39,200
Vitran Homes at Morningside	19,219
Watersedge Multipurpose	31,800
West Kendall Best	261,600
Westwind Lakes	243,600
Wonderly Estates	111,200
Zamora's Estates	7,300
Zamora's Grove	2,000

Total \$8,079,142

**HURRICANE IRENE FUND
(FUND 981)**

Revenues: **FY 2009-10**

Carryover \$14,764,000

Expenditures:

Total Hurricane Irene Expenditures \$14,764,000

**NO-NAME STORM FUND
(FUND 982)**

Revenues: **FY 2009-10**

Carryover \$173,864,000

Expenditures:

Total No-Name Storm Expenditures \$173,864,000

**HURRICANE KATRINA FUND
(FUND 984001)**

Revenues: **FY 2009-10**

Federal FEMA and State Revenue \$14,881,000

Expenditures:

Hurricane Katrina Expenditures \$14,881,000

**HURRICANE WILMA FUND
(FUND 985001)**

<u>Revenues:</u>	<u>FY 2009-10</u>
Carryover	\$203,158,000
Additional FEMA Supplement	<u>5,442,000</u>
Total	<u>\$208,600,000</u>

<u>Expenditures:</u>	
Hurricane Wilma Expenditures	<u>\$208,600,000</u>

**MIAMI-DADE AVIATION DEPARTMENT
Revenue Fund**

<u>Revenues:</u>	<u>2009-10</u>
Carryover	\$55,363,000
Miami International Airport	571,467,000
Tamiami Airport	1,992,000
Opa-locka Airport	2,819,000
Homestead Airport	471,000
Training and Transition Airport	27,000
Transfer from Improvement Fund	<u>65,000,000</u>
Total	<u>\$697,139,000</u>

<u>Expenditures:</u>	
Miami International Airport	\$393,171,000
Tamiami Airport	690,000
Opa-locka Airport	788,000
Homestead Airport	339,000
T & T Airport	267,000
Contingency	4,000,000
Transfer to General Fund Administrative Reimbursement	6,458,000
Misc Operating Expenses	<u>2,000,000</u>
Subtotal Operating Expenditures	<u>\$407,713,000</u>
Transfer to Other Funds:	
Bond Debt Service	\$177,045,000
Reserve Maintenance	23,300,000
Improvement Fund	<u>29,963,000</u>
Subtotal Transfers to Other Funds	<u>\$230,308,000</u>
Operating Reserve/Ending Cash Balance	<u>\$59,118,000</u>
Total	<u>\$697,139,000</u>

Improvement Fund

<u>Revenues:</u>	<u>2009-10</u>
Carryover	\$109,975,000
Transfer from Revenue Fund	29,963,000
Transfer from Interest and Sinking Fund	70,646,000
Interest Earnings	<u>1,200,000</u>
Total	<u>\$211,784,000</u>

<u>Expenditures:</u>	
Construction In Progress (Improvement Fund)	\$10,504,000
Construction In Progress (Capital Improvement Program)	19,496,000
Transfer to Revenue Fund	2,819,000
Ending Cash Balance	<u>178,965,000</u>
Total	<u>\$211,784,000</u>

549

Reserve Maintenance Fund

<u>Revenues:</u>	<u>2009-10</u>
Carryover	\$27,200,000
Transfer from Revenue Fund	23,300,000
FEMA Reimbursement	5,000,000
Interest Earnings	<u>700,000</u>
Total	<u>\$56,200,000</u>
 <u>Expenditures:</u>	
Projects Committed	\$42,596,000
Ending Cash Balance (Reserved for Emergencies)	<u>13,604,000</u>
Total	<u>\$56,200,000</u>

Construction Fund

<u>Revenues:</u>	<u>2009-10</u>
Carryover	\$13,121,000
Grant Funds	58,530,000
Bond Proceeds Series 2009 Aviation Revenue Bonds	660,087,000
Department Operating Revenue	10,000,000
Interest Earnings	<u>500,000</u>
Total	<u>\$742,238,000</u>
 <u>Expenditures:</u>	
Construction in Progress	\$711,405,000
Ending Cash Balance	<u>30,833,000</u>
Total	<u>\$742,238,000</u>

Interest and Sinking Fund

<u>Revenues:</u>	<u>2009-10</u>
Carryover	\$294,500,000
Transfer from Revenue Fund	177,045,000
PFC Revenues	107,000,000
Capitalized Interest Proceeds	34,470,000
Interest Earnings	<u>2,000,000</u>
Total	<u>\$615,015,000</u>
 <u>Expenditures:</u>	
Debt Service - Principal	\$59,815,000
Debt Service - Interest	224,229,000
Transfer to Improvement Fund	70,646,000
Capitalized Interest	32,470,000
Cost of Issuance	2,000,000
Ending Cash Balance	<u>225,855,000</u>
Total	<u>\$615,015,000</u>

Environmental Fund

<u>Revenues:</u>	<u>2009-10</u>
Carryover	\$47,600,000
Grants	2,000,000
Interest Earnings	<u>150,000</u>
Total	<u>\$49,750,000</u>
<u>Expenditures:</u>	
Projects Committed	\$3,000,000
Ending Cash Balance (Reserve for Emergencies)	<u>\$46,750,000</u>
Total	<u>\$49,750,000</u>

PUBLIC HOUSING AGENCY
Contract Administration Fund

<u>Revenues:</u>	<u>2009-10</u>
Carryover	\$2,381,000
Housing Assistance Payments	161,252,000
Section 8 Administration Fee	15,689,000
Miscellaneous Revenues	<u>100,000</u>
Total	<u>\$179,422,000</u>
<u>Expenditures:</u>	
Section 8 Program Administration	\$14,295,000
Section 8 Housing Assistance Payments	163,633,000
Transfer to Central Office Cost Center Fund	1,407,000
Reserves	<u>87,000</u>
Total	<u>\$179,422,000</u>

Public Housing Operations Fund

<u>Revenues:</u>	<u>2009-10</u>
Dwelling Rent	\$17,922,000
Miscellaneous Operating Revenues	716,000
Public Housing Subsidy	34,711,000
Federal Grants	7,971,000
Interagency Transfers	<u>3,500,000</u>
Total	<u>\$64,820,000</u>
<u>Expenditures:</u>	
Operating Expenditures	\$49,680,000
Transfer to Central Office Cost Center Fund	11,379,000
Reserves	<u>3,761,000</u>
Total	<u>\$64,820,000</u>

Central Office Cost Center (COCC) Fund

<u>Revenues:</u>	<u>2009-10</u>
Transfer from Contract Administration Fund	\$1,407,000
Transfer from Public Housing Operations Fund	11,379,000
Total	<u>\$12,786,000</u>
<u>Expenditures:</u>	
Central Office Operations	<u>\$12,786,000</u>

Capital Program

<u>Revenues:</u>	Prior Years	FY 2009-10	Future Years	All Yrs. Budget
Capital Fund Program (716)	\$5,957,000	\$1,928,000	\$0	\$7,885,000
Capital Fund Program (717)	3,845,000	1,551,000	3,102,000	8,498,000
Capital Fund Program (718)	2,552,000	2,552,000	4,804,000	\$9,908,000
Capital Fund Program (719)	0	2,552,000	7,356,000	\$9,908,000
Capital Fund Program (749)	5,631,000	6,903,000	4,794,000	\$17,328,000
Projected Future CFP	0	0	39,700,000	\$39,700,000
Hope VI Grant	21,050,000	0	0	\$21,050,000
Replacement Housing Factor	<u>8,834,000</u>	<u>0</u>	<u>0</u>	<u>\$8,834,000</u>
Total	<u>\$47,869,000</u>	<u>\$15,486,000</u>	<u>\$59,756,000</u>	<u>\$123,111,000</u>

Expenditures:

Public Housing Improvement	<u>\$17,985,000</u>	<u>\$23,616,000</u>	<u>\$81,510,000</u>	<u>\$123,111,000</u>
----------------------------	---------------------	---------------------	---------------------	----------------------

**MIAMI-DADE WATER AND SEWER
Revenue Fund**

Revenues:

2009-10

Operating:				
Water Production				\$253,257,000
Wastewater Disposal				293,957,000
Subtotal, Operating Revenues				<u>\$547,214,000</u>
Non-operating:				
Interest Income				\$9,537,000
Change in Non-Cash Items				1,803,000
2008-09 Cash Requirement per Bond Ordinance				<u>58,666,000</u>
Subtotal, Non-Operating Revenues				<u>\$70,006,000</u>
Transfer from Other Funds:				
Transfer from General Reserve Fund				<u>\$1,537,000</u>
Total				<u>\$618,757,000</u>

Expenditures:

Operating:				
Water Production				\$172,431,000
Wastewater Disposal				187,394,000
Administrative Reimbursement				<u>18,605,000</u>
Capital Funding:				
Renewal and Replacement (Net of Contributions)				47,000,000
Fire Hydrant Fund (Net of \$500,000 Transfer to Fire Department)				<u>2,550,000</u>
Subtotal, Operating Expenditures				<u>\$427,980,000</u>
Non-operating:				
2009-10 Cash Requirement per Bond Ordinance				63,072,000
Subtotal, Non-Operating Expenditures				<u>\$63,072,000</u>
Total Debt Service Requirements (Including interest earnings)				<u>127,705,000</u>
Subtotal, Transfers				<u>\$127,705,000</u>
Total				<u>\$618,757,000</u>

RESTRICTED ASSETS FUNDS

WATER AND SEWER RENEWAL AND REPLACEMENT FUND

<u>Revenues:</u>	<u>2009-10</u>
Carryover	\$42,431,000
Transfers from Revenue Fund	47,000,000
Contributions	<u>3,000,000</u>
Total	<u>\$92,431,000</u>

<u>Expenditures:</u>	
Water Expenditures	\$38,238,000
Wastewater Expenditures	48,028,000
Ending Cash Balance Available for Future Project Costs	<u>6,165,000</u>
Total	<u>\$92,431,000</u>

WATER PLANT EXPANSION FUND

<u>Revenues:</u>	<u>2009-10</u>
Carryover	\$44,572,000
Connection Fees	<u>9,540,000</u>
Total	<u>\$54,112,000</u>

<u>Expenditures:</u>	
Construction Expenditures	\$18,638,000
Ending Cash Balance Available for Future Project Costs	<u>35,474,000</u>
Total	<u>\$54,112,000</u>

WATER AND SEWER BOND CONSTRUCTION FUND

<u>Revenues:</u>	<u>2009-10</u>
Carryover	\$76,335,000
Commercial Paper Proceeds - Water	112,500,000
Commercial Paper Proceeds - Wastewater	187,500,000
Total	<u>\$376,335,000</u>

<u>Expenditures:</u>	
Bond Construction Expenditures - Water	\$8,138,000
Commercial Paper Construction Expenditures - Water	60,137,000
Bond Construction Reimbursement Expenditures - Water	880,000
Bond Construction Expenditures - Wastewater	10,047,000
Commercial Paper Construction Expenditures - Wastewater	192,704,000
Ending Cash Balance	104,429,000
Total	<u>\$376,335,000</u>

WATER SPECIAL CONSTRUCTION FUND

<u>Revenues:</u>	<u>2009-10</u>
Carryover	<u>\$2,422,000</u>

<u>Expenditures:</u>	
Construction Expenditures	\$350,000
Ending Cash Balance Available for Future Project Costs	<u>2,072,000</u>
Total	<u>\$2,422,000</u>

WATER CONSTRUCTION FUND

Revenues:

2009-10

Carryover

\$26,042,000

Expenditures:

Construction Expenditures
Ending Cash Balance

\$8,064,000
17,978,000

Total

\$26,042,000

ROCK MINING MITIGATION FEE FUND

Revenues:

2009-10

Carryover
Revenue from Rock Mining Mitigation

\$9,566,000
5,000,000

Total

\$14,566,000

Expenditures:

Construction Expenditures
Ending Cash Balance

\$4,566,000
10,000,000

Total

\$14,566,000

WATER AND SEWER DEBT SERVICE FUND

Revenues:

2009-10

2008-09 Debt Service Fund Requirement
Transfers from Revenue Fund
Interest Earnings

\$58,351,000
126,769,000
936,000

Total

\$186,056,000

Expenditures:

Debt Service Payments
2008-09 Debt Service Fund Requirement

\$127,705,000
58,351,000

Total

\$186,056,000

GENERAL RESERVE FUND

Revenues:

2009-10

Carryover

\$17,278,000

Expenditures:

Transfers to Revenue Fund
Ending Cash Balance

\$1,537,000
15,741,000

Total

\$17,278,000

RATE STABILIZATION FUND

Revenues:

2009-10

Carryover

\$30,735,000

Expenditures:

Ending Cash Balance

\$30,735,000

FIRE HYDRANT FUND

Revenues:

2009-10

Carryover	\$6,025,000
Transfers from Revenue Fund	<u>2,550,000</u>
Total	<u>\$8,575,000</u>

Expenditures:

Construction Expenditures	\$4,572,000
Ending Cash Balance Available for Future Project Costs	<u>4,003,000</u>
Total	<u>\$8,575,000</u>

WASTEWATER PLANT EXPANSION FUND

Revenues:

2009-10

Carryover	\$43,175,000
Connection Fees	<u>8,478,000</u>
Total	<u>\$51,653,000</u>

Expenditures:

Construction Expenditures	\$44,801,000
Ending Cash Balance Available for Future Project Costs	<u>6,852,000</u>
Total	<u>\$51,653,000</u>

WASTEWATER STATE REVOLVING LOAN FUND

Revenues:

2009-10

Carryover	\$123,000
State Revolving Loan Proceeds	<u>10,000,000</u>
Total	<u>\$10,123,000</u>

Expenditures:

Construction Expenditures	\$10,000,000
Ending Cash Balance	<u>123,000</u>
Total	<u>\$10,123,000</u>

WASTEWATER SPECIAL CONSTRUCTION FUND

Revenues:

2009-10

Carryover	<u>\$4,964,000</u>
-----------	--------------------

Expenditures:

Construction Expenditures	\$709,000
Ending Cash Balance	<u>4,255,000</u>
Total	<u>\$4,964,000</u>

WASTEWATER CONSTRUCTION FUND

Revenues:

2009-10

Carryover	<u>\$906,000</u>
-----------	------------------

Expenditures:

Construction Expenditures	<u>\$906,000</u>
---------------------------	------------------

HIGH LEVEL DISINFECTIONS - SPECIAL CONSTRUCTION FUND

Revenues:

Carryover

2009-10

\$66,081,000

Expenditures:

Construction Expenditures

\$22,839,000

Ending Cash Balance Available for Future Project Costs

43,242,000

Total

\$66,081,000

**PUBLIC HEALTH TRUST
Operating Budget
Including Funded Depreciation**

Revenues:

2009-10

Countywide General Fund - Maintenance of Effort

\$158,478,000

County Health Care Sales Surtax

169,732,000

Net Patient Service Revenue

1,273,149,000

Other Operating Revenues including JMH Health Plan

303,790,000

Non-Other Operating Revenue

25,156,000

Total*

\$1,930,305,000

Expenditures:

Inmate Medical Services

\$25,265,000

Transfer to Air Rescue for Helicopter Operation

900,000

Other Operating and Non-Operating Expenditures

1,835,998,000

Funded Depreciation

57,642,000

Reserves for accrued expenses and carryover

10,500,000

Total

\$1,930,305,000

Notes: Trust provides for inmate medical services in compliance with all applicable laws and requirements. The above budget includes \$33.6 million reimbursement to the County for the Trust's share of the Count's Medicaid Liability.

***Total Revenues include adjustments for uncollectible accounts, contractual allowances, and the 95% adjustment required per State law.**

**PUBLIC HEALTH TRUST
Capital Budget**

Revenues:

Prior Years

2008-09

Future Years

All Yrs. Budget

JMH Depreciation Reserve Account

\$43,407,000

\$50,732,000

\$538,000

\$94,677,000

JMH Revenue Bonds

70,000,000

0

0

70,000,000

JMH Foundation

521,000

1,553,000

0

2,074,000

JMH Future Revenue Bonds

61,364,000

0

75,776,000

137,140,000

Total

\$175,292,000

\$52,285,000

\$76,314,000

\$303,891,000

Expenditures:

Computer Equipment

\$21,932,000

\$8,491,000

\$538,000

\$30,961,000

Health Care Equipment

0

12,000,000

0

12,000,000

Health Care Facility Improvements

30,388,000

91,633,000

1,769,000

123,790,000

Infrastructure Improvements

18,876,000

42,488,000

75,776,000

137,140,000

Total

\$71,196,000

\$154,612,000

\$78,083,000

\$303,891,000