


Memorandum



Date: September 22, 2011

To: Honorable Chairman Joe A. Martinez
and Members, Board of County Commissioners

From: Carlos A. Gimenez
Mayor 

Subject: Information for Second Budget Hearing – FY 2011-12 Proposed Budget

This memorandum accompanies the FY 2011-12 Budget Ordinances for your consideration at the Second Budget Hearing on September 22, 2011. This document provides information requested and details all adjustments necessary from what was included in the FY 2011-12 Proposed Budget and any actions taken by the Board of County Commissioners at the September 8, 2011 First Budget Hearing, as well as making recommendations for other adjustments for your consideration. The total value of new allocations contained in this document is \$17.436 million.

During the First Budget Hearing on September 8, 2011, the Board of County Commissioners (BCC) approved the following tentative millage rates: Countywide 4.8050, Unincorporated Municipal Services Area 2.0083, Fire Rescue Service District 2.4496, and Library System 0.1795 mills. At these millage rates, the Proposed Budget is funded and the adjustments included in this memorandum may be supported. Because the budget ordinances were adopted at first reading as amended by the first change memorandum, but without approval of my proposed reorganization, the interlineated ordinance schedules for agenda items B, D, and F reflect the Proposed Budget as amended. Adjustments described in this memorandum are described as part of the original organization. However, as noted, some of these adjustments will be possible only through the reorganization.

I have met with all of you and discussed my proposed reorganization of County government. I am confident that by realigning County functions we can provide more efficient government services and maximize our resources to preserve core County services to our community. Attachment A details the tables of organization (TOs) presented to you during the first budget hearing adjusted for changes that occurred during the first budget hearing including the transfer of funding and positions of Agenda Coordination to the Board of County Commissioners. To recognize the importance of the resident-focused services provided by the current Public Works and Solid Waste Management departments, the new department will be called Public Works and Waste Management. Attachment B illustrates the TOs if the reorganization is not adopted by the Board. As stated before, I recommend any savings generated by these reorganizations be used to support services in FY 2012-13. The final adopted budget documents will reflect performance data and anticipated results based on the resource allocation by department. If the Board funds the departments consistent with my organization plan, the final adopted ordinances will include language amending, waiving or rescinding, if necessary, various chapters of the Code of Miami-Dade County, Florida, and creating Section 1-4.3 of the Code of Miami-Dade County, Florida to conform the Code, applicable implementing orders and other legislative enactments to the County's Fiscal Year 2011-12 adopted budget as it relates to various administrative departments and delegations of commission authority, power, and responsibility associated therewith necessary to implement the proposed reorganization.

Technical changes and adjustments, corrections of scriveners' errors, corrections of appropriation posting errors, and current estimates of grants for agencies and departments are also included. Cash carryover for proprietary funds has been adjusted where appropriate. Amendments to various code requirements, and/or resolutions are recommended including waiving Section 2-1799(e) related to the disposition of unexpended commission district office budgets.

The following table details the operating adjustments described in the paragraphs below.

Operating Adjustments
(\$ in 000's)

| Description of Adjustments | CW | UMSA | Proprietary | Total |
|--|---------|-------|-------------|----------|
| Additional Carryover - Corrections and Rehabilitation | \$3,000 | \$0 | \$0 | \$3,000 |
| Carryover - Board of County Commissioners | (873) | (323) | - | (1,196) |
| Additional Utility Tax Revenue | - | 600 | - | 600 |
| Additional Carryover - Mayor's Office | 620 | 230 | - | 850 |
| Tourist Development Administrative Reimbursement True-Up | 154 | - | - | 154 |
| Additional Carryover - Inmate Welfare Trust Fund | - | - | 279 | 279 |
| Additional Carryover - Corrections and Rehabilitation (Fund 110) | - | - | 700 | 700 |
| Additional Grant Revenue - Emergency Management | - | - | 199 | 199 |
| Reduction of Grant and Fees Revenue- Public Housing Agency | - | - | (12,850) | (12,850) |
| Port of Miami Reduction of Transfer (Promotional Funds) | - | - | 365 | 365 |
| Community Information and Outreach - Operating Expenditures | (375) | - | - | (375) |
| Corrections and Rehabilitation - Operating Expenditures | (3,000) | - | (700) | (3,700) |
| 11th Judicial Circuit - Criminal Mental Health Project | - | - | (279) | (279) |
| 11th Judicial Circuit - YWCA Court Care Program | (180) | - | - | (180) |
| Emergency Management Operating Expenditures | (20) | - | (199) | (219) |
| Fire Rescue - Operating Expenditures | (728) | - | - | (728) |
| Port of Miami - Maintenance Reserve | - | - | (365) | (365) |
| Public Housing Agency - Operating Reserves | - | - | 12,850 | 12,850 |
| Public Health Trust - Maintenance of Effort | (362) | - | - | (362) |
| Public Works - Operating Expenditures | (147) | (210) | - | (357) |
| Seniors First Trust Fund | (620) | (230) | - | (850) |
| Small Business Development - Operating Expenditures | (117) | - | - | (117) |
| Miami International Agriculture and Cattle Show | (150) | - | - | (440) |
| Tree Canopy | | (290) | | (290) |
| Non-Departmental - General Government CBOs, Mom and Pop Program, and In-kind Reserve | (982) | (315) | - | (1,297) |
| Non-Departmental - Wage, Separation, and Energy Reserve | 3,762 | 538 | - | 4,300 |
| Total | \$0 | \$0 | \$0 | \$0 |

PROPRIETARY AND OTHER REVENUE ADJUSTMENTS

Building and Neighborhood Compliance

At the September 20, 2011 Committee of the Whole meeting several Commissioners stated concerns regarding the elimination of 21 code enforcement officers. I recommend that no code enforcement officers be laid off and that the funding to support these positions be identified through savings derived through the proposed reorganization of the Permitting, Environment and Regulatory Affairs Department and the additional revenues generated by the enforcement activities. If necessary, a mid-year budget amendment will be presented to the Board to recognize any additional revenue.

Office of Economic Development and International Trade

At the first budget hearing, the Board requested that Port of Miami promotional funds allocated to support Economic Development and International Trade (OEDIT) activities be eliminated. As a result, the OEDIT budget will be reduced by \$365,000 and placed in the Port of Miami Reserve Maintenance Fund. The impact of this reduction will be mitigated through the implementation of efficiencies as a result of the proposed reorganization of the Sustainability, Planning and Economic Enhancement Department.

Office of Emergency Management

Subsequent to the first budget hearing, the Department received a higher than projected federal Emergency Management Performance Grant and Florida Power and Light authorized the modification of existing funds that will allow the reinstatement of two Bureau Manager positions (\$199,000 grant, and \$20,000 in General Fund match). Under the proposed reorganization, this will be part of the Fire Rescue Department.

Public Housing Agency

As a result of an adjustment to the federal housing subsidy, the Public Housing Agency budget requires a reduction of \$12 million in federal funds for the Section 8 Housing Choice Voucher program. This reduction will be reflected as part of the Housing Assistance Payment revenues through reduced subsidy payment to landlords that participate in the program. An additional reduction of \$850,000 in Section 8 Administrative Fees will be reflected as a reduction to the department's reserves. Under the proposed reorganization, this will be part of the Public Housing and Community Development Department.

GENERAL FUND ADJUSTMENTS

Additional general fund carryover, resulting from better than expected utility tax revenue collections in the current year, and lower than budgeted operational expenditures in the Corrections and Rehabilitation Department, has been identified to support the programs and activities described below. A reconciliation of revenue that should have been transferred to the general fund from the administrative allocation of Tourist Development Surtax revenues identified \$154,000 to be transferred in the current year. The general fund carryover has also been adjusted to reflect current year savings in the Office of the Mayor (\$850,000) which will be utilized to create a Seniors First Trust Fund to support services to seniors in our community. Adjustments have been made for the revised BCC carryover balance into FY 2011-12, which was reduced by \$1.196 million from original projections. Further requirements for general fund supported programs are provided through adjustments to the Wages, Separation, and Energy Reserve.

Community-based Organizations (CBOs)

During the first budget hearing concerns were raised regarding reduced funding to the Mom and Pop program. Promoting small businesses and job retention and growth is one of my top priorities. Therefore, I am recommending that \$464,000 of additional funding be provided to the Mom and Pop program which will bring its FY 2011-12 funding to 90 percent of the previous year's allocation.

In addition, upon further review of the CBO allocation list, it was found that eight additional organizations were inadvertently misclassified. These adjustments require that the general fund subsidy that supports CBO allocations be increased by \$683,000 which brings the total FY 2011-12 CBO allocations to \$18.832 million. Attachment C provides a revised listing of CBO funding recommendations. Attachment D details the cultural grant allocations for FY 2011-12.

Corrections and Rehabilitation

As a result of concerns brought up by the community and the judiciary, the Miami-Dade Corrections and Rehabilitation Department will be reinstating the Boot Camp Program (BCP) (\$3.7 million), and reinstating 18 positions. Certain staffing modifications will allow us to deliver the same level of service at reduced costs without impacting the effectiveness of the program.

Phase 1, which is the intensive regimented boot camp style instruction, will not have reductions in staffing or operating procedures. Phase 2, which focuses on preparation for employment, life skills, job interviews, job referrals via South Florida Workforce and/or educational/vocational training for better qualifications and Phase 3, which focuses on after care supervision, will also be restored. However, some of the staff associated with these phases will be shared with other functions in the department which will allow for efficiencies in the allocation of resources. Specifically, Correctional Officers will have expanded responsibilities in supervising the BCP and Monitored Release Program participants, as well as court liaison responsibilities.

Funding for the BCP will be provided from lower than budgeted operational expenses in FY 2010-11 associated primarily with a lower than budgeted inmate population (\$3 million) and higher than anticipated carryover from FY 2009-10 in Fund 110 (\$700,000). Revenues in Fund 110 include revenues generated by Jail Commissary sales, food catering, house arrest, inmate work program, and subsistence fees, as well as Second Dollar Funds for staff training. The Department utilizes these funds to pay for the operation of the Jail Commissary, Monitored Release Program, Inmate Industry, law enforcement training, other operational expenses associated with inmate housing, and transfers to the Inmate Welfare Trust (Fund 600). This funding may also be used to support the BCP.

Administrative Office of the Courts

At the request of representatives of the Eleventh Judicial Circuit, funding to make up for reduced grants for the Court Care Program currently managed by the YWCA will be provided. An agreement will be administratively executed with the YWCA to support continuing operations, once approved for legal sufficiency (\$180,000).

The continuation of the Eleventh Judicial Circuit Criminal Mental Health Project (CMHP) will be supported with funds from the Inmate Welfare Trust Program (\$279,000). These funds which are governed by Florida Statute 951.23 require that all proceeds must be used solely for the welfare of inmates. The CMHP was established to divert individuals with mental illnesses who are involved in or at risk of becoming involved in the justice system into more appropriate community-based treatment and support services. Stakeholders involved in this collaborative effort include the Court, the State Attorney's Office, the Public Defender's Office, Corrections and Rehabilitation, local law enforcement agencies, the Florida Department of Children and Families, South Florida Behavioral Health Network, Jackson Health Systems, community-based treatment and service providers, and the Miami-Dade County Homeless Trust. In 2008, Miami-Dade County was awarded a three-year \$1 million grant by the State of Florida to expand the CMHPs services to individuals with serious mental illnesses who are arrested and charged with less serious felony offenses. Grant funding ended earlier in FY 2010-11, with partial year continuation funding provided. This allocation will allow for program continuation.

Fire Rescue

As a result of innovative operational reviews, it will be possible to continue providing fire boat services at both the Port of Miami (Fire Boat 1) and Haulover Beach (Fire Boat 2) stations. Both fire boats will be tendered and manned by staff assigned to Stations 21 and 39, respectively. To support any fire boat calls that occur outside of the Fire District, \$500,000 will be set aside from the countywide general fund.

In addition, the department is reinstating funding for one Ocean Rescue Lifeguard position and part-time hours (\$228,000). These additional resources, supported by the countywide general fund, will allow more operational flexibility when providing coverage at Haulover Beach and Crandon Park locations.

Community Information and Outreach

At the first budget hearing, the BCC recommended that one full-time photographer position be restored to Community Information and Outreach to provide additional photographic coverage of County events. This position will be supported through personnel savings within the Department as a result of positions

that were filled at a lower rate than budgeted. Also, as requested by the Board, \$375,000 in general fund revenues will be allocated to support advertising in community periodicals.

Jackson Health System

As a result of these adjustments to the countywide general fund revenue, the Jackson Health System maintenance of effort payment for FY 2011-12 will be increased by \$344,000.

Public Works

As I have said, how our community looks is an important aspect of its attractiveness and livability. With additional UMSA general fund revenues, I recommend that one roadway contract landscape maintenance and litter clean-up cycle be restored to the Right of Way Assets and Aesthetics Management Division increasing the cycles to 12 per year from the proposed 11 per year (one position, \$210,000 General Fund). The additional cycle will help reduce litter and control overgrown vegetation on the County's medians. Furthermore, it is recommended that the Tree Canopy Restoration project be reinstated with \$290,000 of Capital Outlay Reserve funding. The project will plant an additional 966 trees, which bring us closer to the 30 percent tree canopy coverage throughout the County as stipulated in the BCC approved Street Tree Master Plan. The requested funding increase will also contribute to the ongoing "Million Trees Miami" initiative. In addition, funding will be incorporated to fund the Community Image Advisory Board Manager, to continue the coordination of beautification projects through the County, specifically on gateway corridors. Funding will be provided by the countywide general fund (\$147,000). This function is transferred to the Parks, Recreation and Open Spaces Department under the proposed reorganization.

Small Business Development

As a result of concerns raised during the first budget hearing, it is recommended that one Special Projects Administrator position be reinstated to continue the Wage Theft recovery function (\$117,000). Funding will be provided by the countywide general fund. As part of the proposed reorganization this function will be part of the Sustainability, Planning and Economic Enhancement Department.

Head Start

We have reviewed all processes linked to the current Head Start program model. Issues with the open request for qualifications for delegate agencies may require us to recommend its rejection. If so, a new request for applications will be developed. We remain committed to implement a plan that will ensure that the number of children served by Head Start remains the same for this school year with no additional general fund subsidy for FY 2011-12 beyond the required match already included in the budget. Any position adjustments necessary to maintain slots until full delegation will be made. This process will require employee salary concessions for the FY 2011-12, which we anticipate will be negotiated as a separate MOU.

Additionally, a plan to delegate County-operated slots will be reported to the Board as noted in resolution R-591-11. Staff will communicate this process, by October 2012, directly to the Department of Health and Human Services as we prepare for the FY 2012-13 school year.

Other Allocations

In recognizing the importance of the Miami International Agriculture and Cattle Show and its impacts on the local economy, it is recommended that \$150,000 be allocated for the cattle show. It is also recommended that \$150,000 be allocated to fund an In-Kind Reserve to provide in-kind County services for events sponsored by not-for-profits to benefit the community.

CAPITAL BUDGET/CAPITAL IMPROVEMENT PLAN (CIP) UPDATES

Building Better Communities Bond Program

The appropriation schedules for the BBC GOB Program's municipal projects were updated to reflect expenditures that were expected to be incurred in FY 2010-11 but are now anticipated to occur in FY 2011-12. These adjustments did not increase the overall appropriation of the projects. In March 2011 the Board adopted Resolution No. R-134-11, which among other things, listed the projects eligible for funding from the Series 2011 Bonds. That project list assumed adoption of a 0.445 millage rate in FY 2011-12, as well as a 45 month financing plan for the BBC GOB Program, with funding for many projects timed to cash flow needs. As a result of the adoption of a 0.285 millage rate for FY 2011-12, the proposed appropriations and project financing timelines have been adjusted for those projects detailed in Attachment E. Resolution numbers R-954-10 (Project No. 93140), R-1144-10 (Project No. 984963), R-1145-10 (Site No. 76677), R-28-11 (Site 70633), R-54-11 (Project No. 115951) and R-55-11 (Project No. 115951) each as amended by Resolution No. R-134-11 must be further amended to provide that projects will be fully funded within the next 45 months in the amounts and fiscal years set forth in Attachment E. In addition, Resolution No. R-1133-10 as amended by Resolution No. R-134-11 (Project No. 932730) must be further amended to provide that the project will be fully funded by FY 2015-16 in the amounts and fiscal years set forth in Attachment E.

The Proposed Budget included an allocation of \$7.5 million for the Economic Development Fund, intended for the infrastructure work required for the Miami International Air Show. Because approvals for this show have been delayed, the funding may be reallocated for other projects. At Tuesday's meeting, the Board adopted agenda item 11A8, providing funding for the Villa Capri project (\$2 million) and agenda item 3025A accepting a grant to reimburse 50 percent of the expense associated with the purchase of development rights for agricultural lands (\$2.334 million to be spent in FY 2011-12). The project schedule will be updated for the West End Park project (\$286,000 million in FY 2011-12 and \$1.214 million in FY 2012-13). The balance will be available to begin the second phase of the Equestrian Center project (\$2.880 million). The Martin Luther King Business Center will be allocated \$1.231 million in FY 2011-12 which will be funded by using available proceeds from the following projects whose funding schedules have been adjusted (Project No. 114964 ADA Barrier Removal; Medical Examiner \$286,000; Project No. 673150 Bike Path \$700,000; and Project No. 931360 Miami Dade Auditorium \$245,000.) An additional \$2.269 million will be funded in FY 2012-13 from Project No. 9310040 Amelia Earhart Park to complete funding of this project.

There are a number of projects that have been identified to require funding in FY 2011-12 and FY 2012-13, including work at the Vizcaya Museum and Gardens, Cuban Museum, and HistoryMiami and other infrastructure projects. We will be working with these stakeholders to make sure that funding is identified as needed, once we have updated projections for available revenues in future years as the property tax roll values are estimated and the commercial paper program is implemented. In order to fund additional projects, another debt issuance must be planned, which will require a millage increase in future years.

PAY PLAN

Attached to Item F is a Pay Plan which contains the existing rates of pay for bargaining unit employees. These rates are subject to change through the collective bargaining process. The Pay Plan reflects the adjustments implemented on July 1, 2011 to the non-bargaining unit employees under my purview as amended by my August 17, 2011 memorandum. It also contains updates that clarify Pay Plan language and provisions and includes the addition of new classifications, the abolition of obsolete classifications, and occupational code and title changes. The pay rates reflected in the Pay Plan will be administered in accordance with the provisions of the Living Wage Ordinance 99-44.

POSITION ADJUSTMENTS

In some instances, the above recommendations and correction of errors will adjust the number of positions in the FY 2011-12 Proposed Budget. The adjustments included in this memorandum increase the total number of recommended positions by 54 to 26,514. This is 1,139 positions less than authorized in FY 2010-11, more than 500 of which are vacant.

Attachments

mayor05211

ANIMAL SERVICES

Attachment A

DIRECTOR'S OFFICE

- Oversees all departmental activities, including veterinary services, code enforcement, marketing, outreach, and personnel; develops and implements programs and services relating to animal services throughout Miami-Dade County

FY 10-11
2

FY 11-12
2

CUSTOMER SERVICE

- Coordinates customer service functions, such as adoptions, working with rescue groups, lost and found, and processing financial transactions at the service counter; oversees outreach, the volunteer program, and public and media relations

FY 10-11
12

FY 11-12
13

BUDGET AND FINANCE

- Oversees budget and finance, accounts payable/receivable, collections, data entry, information technology, purchasing, inventory control, building and facility maintenance, and human resources

FY 10-11
16

FY 11-12
16

CODE ENFORCEMENT

- Ensures compliance with Chapter 5 of the County Code and Chapter 828 of the Florida Statutes; coordinates regulatory and enforcement activities; and oversees field operations and dispatching, the issuance of uniform civil citations, and investigations

FY 10-11
35

FY 11-12
29

VETERINARY CLINIC

- Oversees all veterinary services, including surgeries, rabies vaccinations, medical treatments, and euthanasia of shelter animals

FY 10-11
17

FY 11-12
17

KENNEL

- Cares for shelter animals, including cleaning and feeding; assists constituents interested in adoption; and assists constituents who have lost their pets

FY 10-11
34

FY 11-12
34

AUDIT AND MANAGEMENT SERVICES

Attachment A

AUDIT SERVICES

- Performs audits to improve performance and foster accountability, while promoting a more efficient, effective, and ethical County government

FY 10-11
43

FY 11-12
43

ADMINISTRATIVE SUPPORT SERVICES

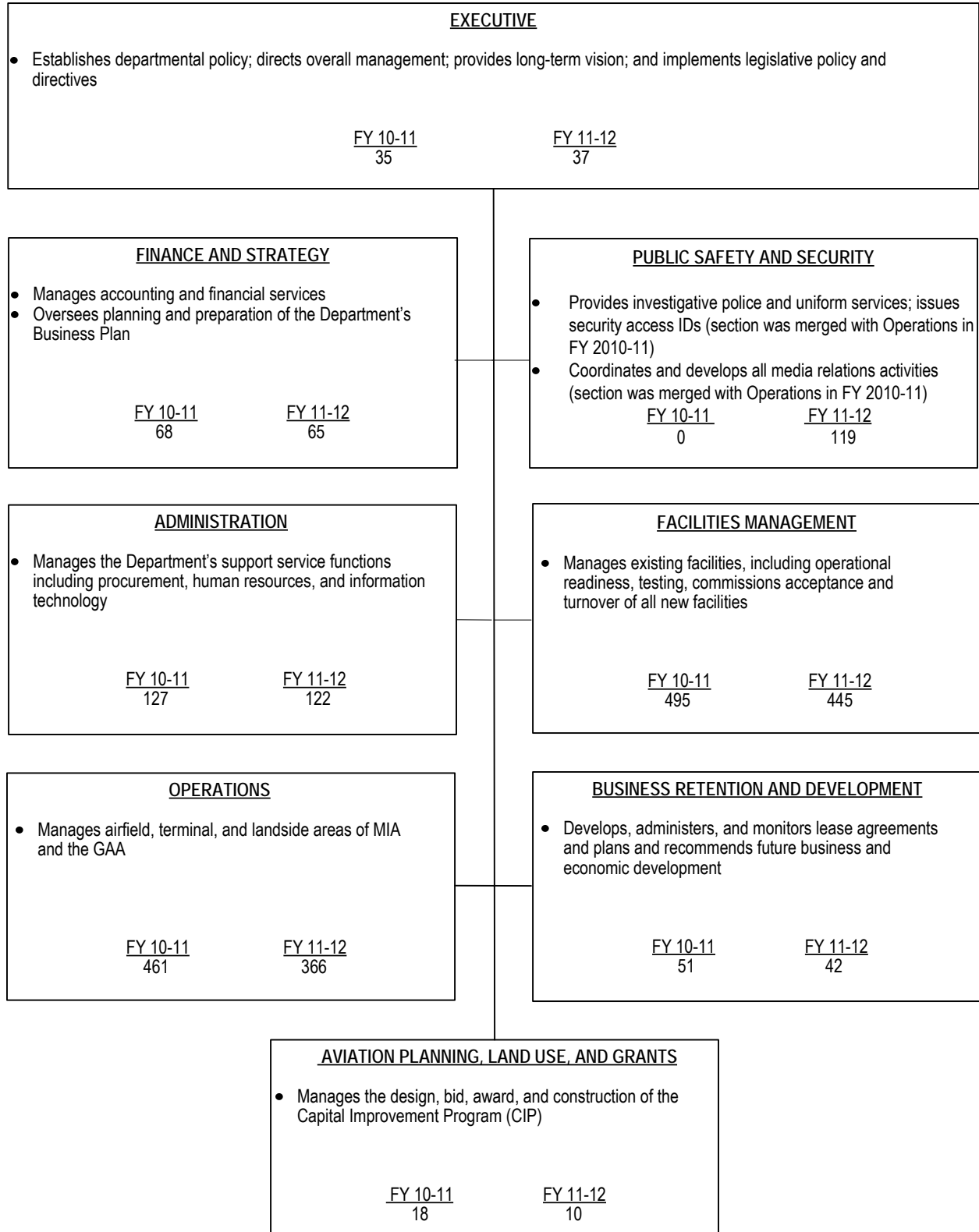
- Provides departmental support primarily in the areas of budget preparation and fiscal management, procurement, personnel administration, audit report processing, inventory/file management, and information technology

FY 10-11
6

FY 11-12
5

AVIATION

Attachment A



BOARD OF COUNTY COMMISSIONERS

Attachment A

COUNTY COMMISSION

- Comprised of 13 single-member districts that reflect the diversity and unique demographics of one of the nation's largest metropolitan areas
- Establishes regulations, laws, and fiscal policies that best serve the interests of our community and visitors
- Oversees essential public services, including planning and zoning and fiscal administration, and ensures citizen participation and interaction at every level of local government
- Develops framework for promulgating legislative and policy priorities to ensure accountability, transparency, and efficiency

FY 10-11
120

FY 11-12
116

OFFICE OF THE CHAIR

- Serves as chief presiding officer of the legislative and governing body of County government
- Establishes Committee System
- Appoints members to all Commission Committees and Subcommittees
- Provides guidance/leadership to Commission Committees on legislative issues of countywide significance
- Oversees process for appointing members to advisory boards, authorities, trusts, and committees
- Coordinates Commission and Committee calendars
- Presides over all Board of County Commissioners meetings
- Oversees Commission Sergeants-at-Arms, Support, Employee Recognition, and Protocol staffs

FY 10-11
6

FY 11-12
3

OFFICE OF COMMISSION AUDITOR AND LEGISLATIVE ANALYSIS

- Provides independent budgetary, audit, management, revenue forecasting, and fiscal analysis of Board policies, County services, and contracts
- Provides objective and critical analysis of proposed legislation for Board consideration
- Conducts research and policy analysis and assists in formulating and developing legislation

FY 10-11
31

FY 11-12
28

OFFICE OF INTERGOVERNMENTAL AFFAIRS

- Coordinates the County's intergovernmental relations at the local, state, and federal levels

FY 10-11
8

FY 11-12
7

PROTOCOL

- Coordinates all protocol and employee recognition functions for the Office of the Chair and Members of the BCC
- Coordinates Commission protocol, dignitary visits, Consular Corps, and Intergovernmental Visits and promotes the Sister Cities program

FY 10-11
6

FY 11-12
3

OFFICE OF AGENDA COORDINATION

- Prepares County Commission, Committee, Subcommittee, and workshop agendas and coordinates meetings

FY 10-11
4

FY 11-12
4

OFFICE OF COMMUNITY ADVOCACY

- Promotes the expansion and replication of Community Relations Board (CRB) initiatives at the municipal level
- Provides administrative support to the CRB, Asian Affairs Advisory Board, Black Affairs Advisory Board, Hispanic Affairs Advisory Board, and the Commission for Women

FY 10-11
9

FY 11-12
9

SUPPORT STAFF SERVICES

- Provides support staff to the Chairman and BCC
- Coordinates with Sergeants-at-Arms to maintain decorum at meetings and security for Commissioners

FY 10-11
16

FY 11-12
15

BCC MEDIA

- Produces bi-annual Commission e-newsletter
- Produces, coordinates, and schedules radio and TV programs, and events
- Prepares media kits and informational/educational materials

FY 10-11
4

FY 11-12
3

OFFICE OF THE CLERK

Attachment A

OFFICE OF THE CLERK *

- Performs the constitutional and statutory responsibilities of the Circuit and County Court Clerk; acts as ex-officio County Clerk, County Auditor, County Recorder, and Custodian of County funds and records

FY 10-11
1

FY 11-12
1

COURT OPERATIONS **

- Executes the plans and policies of the Clerk; directs and coordinates Civil, Family, Juvenile, and Probate Court operations and the parking violations bureau; and coordinates court activities with the Administrative Office of the Courts and Judiciary, State Attorney, Public Defender, and other justice agencies

FY 10-11
0

FY 11-12
1

COURTS/RECORDING/EX-OFFICIO *

- Manages and directs the Criminal Courts, Traffic and Misdemeanor Courts, and District Courts divisions, as well as the County Recorder, and SPIRIT project; coordinates court activities with the Administrative Office of the Courts, Judiciary, State Attorney, Public Defender, and other justice agencies; provides overall direction, coordination, and management to the Clerk's ex-officio duties as they pertain to the administration of the Value Adjustment Board (VAB) and Code Enforcement

FY 10-11
109

FY 11-12
109

COMPTROLLER *

- Accounts for financial activities; prepares and monitors the budget; serves as liaison with County's Finance Department; performs operational and compliance audits with established procedures and internal controls; and maintains the central depository and child support/alimony disbursements

FY 10-11
4

FY 11-12
4

OFFICE OF HUMAN RESOURCES AND ADMINISTRATIVE SERVICES *

- Administers all procurement and personnel-related matters and provides guidance on the training and development of employees; provides overall direction to the County's Record Center

FY 10-11
29

FY 11-12
29

CLERK OF THE BOARD ***

- Manages the official files of action taken by the Board of County Commission (BCC) including contracts, members of advisory boards, indices of resolutions, and ordinances; manages lobbyist registrations; serves as the keeper of the County seal; supports the bid protest hearing process; and produces minutes of the BCC

FY 10-11
23

FY 11-12
23

CHIEF INFORMATION OFFICER *

- Manages the Clerk's Information Systems in cooperation with the Administrative Office of the Courts, the Judiciary, ETSD and other County and State agencies; coordinates ETSD's support for mainframe-based court and non-court IT applications; and IT security policies on behalf of the Clerk; and provides user support for Clerk staff

FY 10-11
6

FY 11-12
6

* Positions funded from both Clerk and County fees, fines and service charges

** Positions fully funded from Clerk fees, fines and service charges

*** Positions funded from both County fees, fines and service charges and CW General Fund

COMMUNITY ACTION AND HUMAN SERVICES

OFFICE OF THE DIRECTOR

- Provides overall direction and coordination of departmental functions

| | |
|----------------------------------|----------------------------------|
| Adopted <u>FY 10-11</u> 10 | Proposed <u>FY 11-12</u> 8 |
|----------------------------------|----------------------------------|

ADMINISTRATION

- Administers fiscal and budgetary operations, including purchasing, reporting, accounts payable/receivable, and grant monitoring; provides technical assistance in preparation of grants

| | |
|----------------------------------|-----------------------------------|
| Adopted <u>FY 10-11</u> 52 | Proposed <u>FY 11-12</u> 33 |
|----------------------------------|-----------------------------------|

HEAD START/EARLY HEAD START

- Provides a comprehensive child development program for children (newborn to five years of age) from low-income families

| | |
|-----------------------------------|-----------------------------------|
| Adopted <u>FY 10-11</u> 478 | Proposed <u>FY 11-12</u> 78 |
|-----------------------------------|-----------------------------------|

SELF HELP

- Assists low-income families and communities toward self-sufficiency through programs, including LIHEAP, information referral, and support of 16 Community Advisory Communities (CAC)

| | |
|----------------------------------|-----------------------------------|
| Adopted <u>FY 10-11</u> 78 | Proposed <u>FY 11-12</u> 84 |
|----------------------------------|-----------------------------------|

TRANSPORTATION

- Transports children and elders to Head Start and DHS elderly programs respectively

| | |
|----------------------------------|-----------------------------------|
| Adopted <u>FY 10-11</u> 23 | Proposed <u>FY 11-12</u> 21 |
|----------------------------------|-----------------------------------|

ENERGY PROGRAMS

- Administers the Single Family Rehab Program, the Weatherization Program of the Low-Income Home Energy Assistance Program (LIHEAP), Solar Program, and Housing and Community Development (HCD) funded Home Repair Programs

| | |
|----------------------------------|-----------------------------------|
| Adopted <u>FY 10-11</u> 28 | Proposed <u>FY 11-12</u> 28 |
|----------------------------------|-----------------------------------|

GREATER MIAMI SERVICE CORPS

- Administers and operates the National Urban Corps for Greater Miami, which involves young adults (ages 18-23) in the physical and social needs of their community through volunteerism and community service, providing them with structured meaningful work experience and comprehensive educational opportunities

| | |
|----------------------------------|-----------------------------------|
| Adopted <u>FY 10-11</u> 16 | Proposed <u>FY 11-12</u> 11 |
|----------------------------------|-----------------------------------|

HUMAN RIGHTS AND FAIR EMPLOYMENT PRACTICES

- Provides overall direction and coordination of departmental functions

| | |
|----------------------------------|----------------------------------|
| Adopted <u>FY 10-11</u> 11 | Proposed <u>FY 11-12</u> 9 |
|----------------------------------|----------------------------------|

CHILD DEVELOPMENT SERVICES

- Administers child care grants, including school readiness, inclusion and voluntary pre-kindergarten at family day care and child care centers throughout Miami-Dade County

| | |
|-----------------------------------|------------------------------------|
| Adopted <u>FY 10-11</u> 178 | Proposed <u>FY 11-12</u> 150 |
|-----------------------------------|------------------------------------|

ELDERLY, DISABILITY, & VETERANS

- Provides a continuum of services for the elderly, veterans, and individuals with disabilities

| | |
|-----------------------------------|------------------------------------|
| Adopted <u>FY 10-11</u> 174 | Proposed <u>FY 11-12</u> 163 |
|-----------------------------------|------------------------------------|

EMPLOYMENT AND TRAINING

- Provides employment programs for disadvantaged populations such as at-risk youth, farm workers, and refugees

| | |
|----------------------------------|-----------------------------------|
| Adopted <u>FY 10-11</u> 22 | Proposed <u>FY 11-12</u> 16 |
|----------------------------------|-----------------------------------|

REHABILITATIVE SERVICES

- Provides comprehensive treatment for adult substance abusers in Miami-Dade County, including assessment, evaluation, referral, and diversion

| | |
|----------------------------------|-----------------------------------|
| Adopted <u>FY 10-11</u> 63 | Proposed <u>FY 11-12</u> 59 |
|----------------------------------|-----------------------------------|

VIOLENCE PREVENTION AND INTERVENTION

- Provides crisis counseling, safe shelter, transportation, and other services to victims of domestic violence and their immediate family members

| | |
|----------------------------------|-----------------------------------|
| Adopted <u>FY 10-11</u> 68 | Proposed <u>FY 11-12</u> 62 |
|----------------------------------|-----------------------------------|

PSYCHOLOGICAL SERVICES

- Provides professional psychological services to disadvantaged populations, such as low-income children in Head Start

| | |
|---------------------------------|----------------------------------|
| Adopted <u>FY 10-11</u> 1 | Proposed <u>FY 11-12</u> 1 |
|---------------------------------|----------------------------------|

Commission on Ethics and Public Trust

Attachment A

OFFICE OF THE EXECUTIVE DIRECTOR

- Provides administrative support to the Ethics Commission; recommends legislative and policy initiatives that promote ethical government and accountability; reviews ethics opinions recommended by the legal unit

FY 10-11
3

FY 11-12
3

LEGAL UNIT

- Responds to requests for advisory opinions and handles legal matters that may impact the operations of the Ethics Commission

FY 10-11
2

FY 11-12
1

ENFORCEMENT UNIT

- Conducts investigations of official/employee misconduct in County and municipal governments

FY 10-11
8

FY 11-12
8

EDUCATIONAL AND COMMUNITY OUTREACH

- Provides training for government officials and personnel, candidates for office, and the business community regarding ordinances under the purview of the Ethics Commission

FY 10-11
2

FY 11-12
2

DIRECTOR

- Provides overall leadership, direction, and coordination of departmental operations; establishes departmental policies and procedures

FY 10-11
3

FY 11-12
3

311 ANSWER CENTER OPERATIONS & OUTREACH

- Manages the day-to-day operations of the 311 Answer Center, which provides centralized access to government information and service requests; maintains a comprehensive knowledgebase of government information and services through real-time updates; and provides training to call center staff and applies quality assurance measures to improve service delivery

FY 10-11
132

FY 11-12
127

MIAMI-DADE TELEVISION

- Provides gavel-to-gavel television coverage and webcasting of all BCC meetings; produces original programming; provides chambers support for non-broadcast meetings

FY 10-11
15

FY 11-12
11

eGOV SOLUTIONS

- Develops and maintains the portal, self-service and citizen engagement tools, portal search, ServiceStat, alerts and Reverse311, smartphone and mobile applications, and the employee eNet portal

FY 10-11
10

FY 11-12
9

ADMINISTRATIVE SUPPORT SERVICES

- Directs all personnel, procurement, contract management, and budgeting functions; oversees all fiscal activities, internal controls, and performance reporting

FY 10-11
8

FY 11-12
4

DESIGN, ADVERTISING, AND TRANSLATIONS

- Provides translation, interpretation, photography and full service graphic design; coordinates media spending that includes Departmental and enterprise marketing and promotional activities

FY 10-11
13

FY 11-12
11

ONLINE SERVICES/DIGITAL SOLUTIONS

- Manages the web portal and departmental website content; provides enterprise internal and external communication; provides multi-media and public education services; manages online survey tools

FY 10-11
17

FY 11-12
17

OFFICE OF CITIZENS INDEPENDENT
TRANSPORTATION TRUST

EXECUTIVE DIRECTOR'S OFFICE

- Responsible for overall planning, policy development, and administrative oversight of the Department

FY 10-11
3

FY 11-12
3

COMMUNITY OUTREACH

- Coordinates comprehensive public education/community outreach program for the PTP; supports and monitors municipalities to ensure compliance with ordinances and state statutes; monitors Disadvantaged and Community Small Business Enterprise compliance for surtax-funded projects

FY 10-11
2

FY 11-12
2

PROJECT AND FINANCIAL REVIEW

- Provides financial monitoring and analysis of PTP amendments and contracts, including oversight and coordination of audit activities and bond financing of capital projects; serves as project manager for the CITT's financial consultant; oversees the preparation of agenda items

FY 10-11
4

FY 11-12
4

CORRECTIONS AND REHABILITATION

MDCR OFFICE OF THE DIRECTOR

- Formulates all departmental policies and provides overall direction and coordination of department activities relating to the booking, release, classification and incarceration of individuals arrested in Miami-Dade County. Oversees the Professional Compliance Division (Internal Affairs, Accreditation and Inspection, and Security Operations), Medical Services and the Legal Unit

FY 10-11
79

FY 11-12
79

CUSTODY SERVICES

- Provides for the care, custody and control of inmates incarcerated within five detention facilities. Responsible for all inmate intake, classification and release functions. Inmates are classified as adult male and female felons, male and female juveniles, mentally ill male and female inmates, and male and female misdemeanants

FY 10-11
1,765

FY 11-12
2,134

MANAGEMENT SERVICES AND TRAINING

- Supports all administrative requirements of the Department, to include direct employee services and regulatory requirements; this includes budget and finance, personnel management, training, basic training academy, policy and planning, procurement, and legislative issues

FY 10-11
145

FY 11-12
145

SUPPORT SERVICES

- Includes Custody Support Services, Physical Plant Maintenance, Alternatives to Incarceration, and Inmate Programs. Provides court services, inmate transportation and hospital services, food services, facilities management, information systems, pretrial release, materials management, monitored release (house arrest), construction management (capital projects) and community affairs

FY 10-11
901

FY 11-12
619

COUNTY ATTORNEY'S OFFICE

Attachment A

BOARD OF COUNTY COMMISSIONERS

COUNTY ATTORNEY'S OFFICE

- Provides legal representation to the BCC, Mayor, Public Health Trust, various County boards, County Manager, and all County departments and agencies

FY 10-11
134

FY 11-12
119

CULTURAL AFFAIRS

ADMINISTRATION

- Oversees all departmental activities, in coordination with the Cultural Affairs Council and the Art in Public Places Trust; provides administrative oversight over grants and programs

FY 10-11
22

FY 11-12
22

GRANTS AND PROGRAMS *

- Provides integrated investments and technical assistance to the cultural industry, and makes cultural activities more accessible for residents and visitors

FY 10-11
0

FY 11-12
0

SOUTH MIAMI-DADE CULTURAL ARTS CENTER

- Manages, operates, programs and markets this multidisciplinary arts center, showcasing the performing arts

FY 10-11
8

FY 11-12
8

ART IN PUBLIC PLACES

- Improves the quality of public buildings and civic spaces throughout Miami-Dade County with public art

FY 10-11
4

FY 11-12
4

CULTURAL FACILITIES

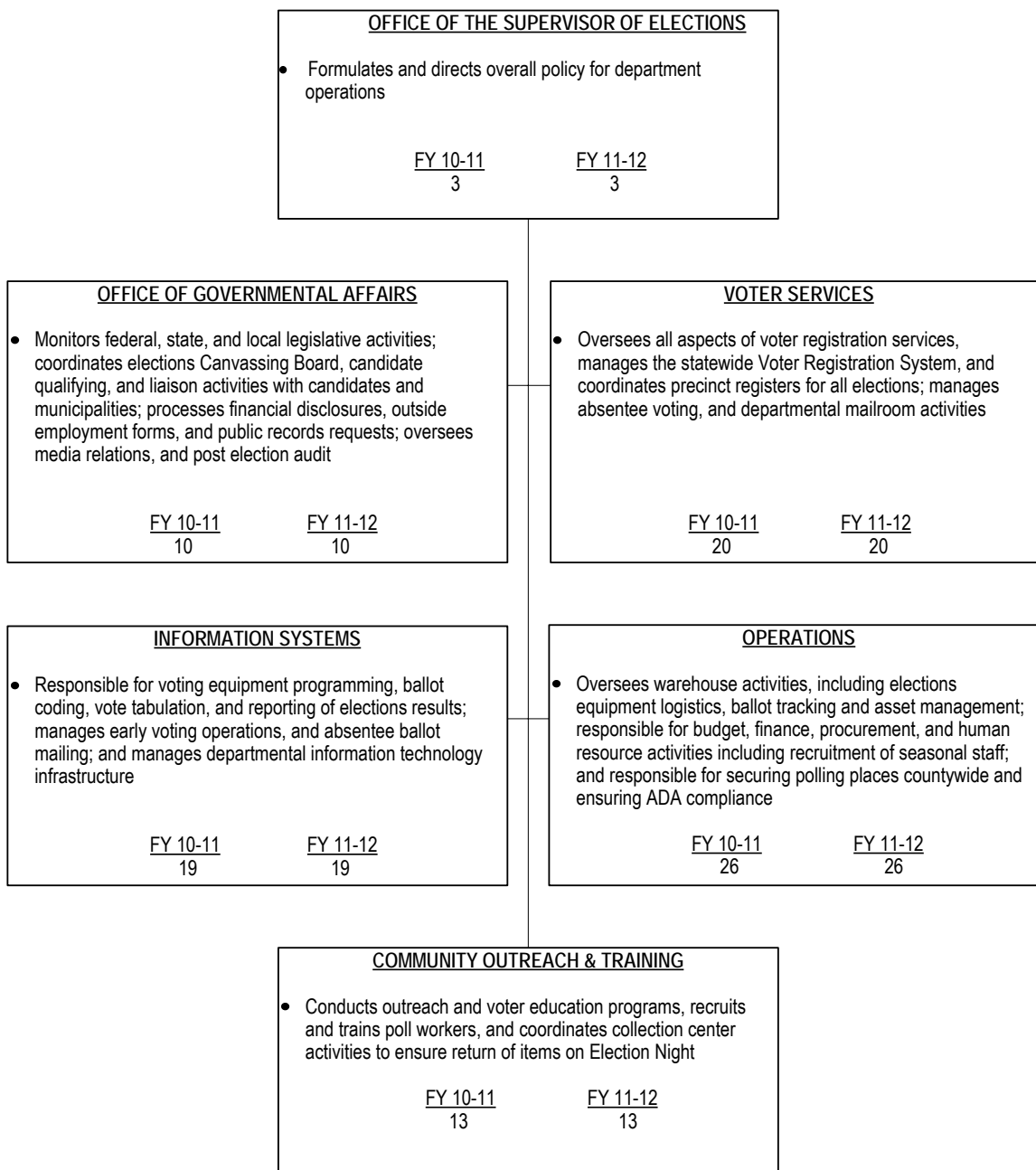
- Provides oversight and management of the Miami-Dade County Auditorium, Joseph Caleb Auditorium, and the African Heritage Cultural Arts Center

FY 10-11
0

FY 11-12
11

* Grants and programs staff are reflected in Administration

ELECTIONS



FINANCE

OFFICE OF THE DIRECTOR

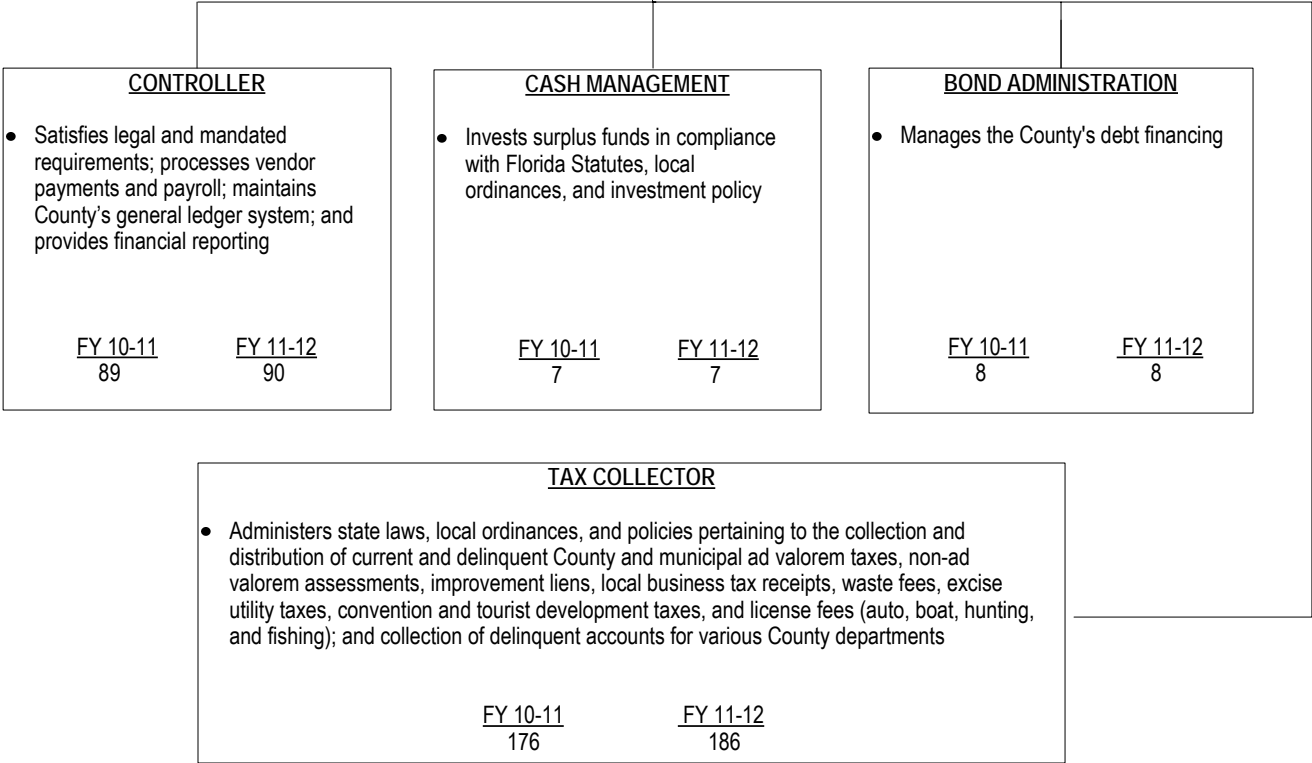
- Formulates and directs overall financial policy of the County

FY 10-11

5

FY 11-12

5



FIRE RESCUE

OFFICE OF THE FIRE CHIEF

- Provides leadership and direction; establishes long-term vision for fire rescue services; formulates departmental policy; provides planning, research, accreditation and quality management for the department

FY 10-11
16

FY 11-12
9

BUDGET/PLANNING/GRANTS/FACILITIES/ ADMINISTRATION

- Oversees capital project development; manages fiscal operations including capital and grants management; directs strategic and organizational planning projects; administers off-duty services; and provides facilities maintenance and construction
- Directs human resources activities; maintains medical records; functions as liaison with elected officials and County administrative offices; oversees policy and procedures development; maintains departmental records; oversees public affairs, management information and computer systems; develops recruitment programs; and oversees procurement management

FY 10-11
149

FY 11-12
112

EMERGENCY MANAGEMENT

- Provides overall leadership, management, and coordination of the County's emergency operations; plans, coordinates, and implements disaster preparedness, response, recovery, and mitigation programs

FY 10-11
20

FY 11-12
15

TECHNICAL/SUPPORT SERVICES

- Provides state and federally mandated minimum standard, career development, and advanced firefighting training, and oversees new program development; provides fire prevention and public education programs; directs fire prevention and building and alarm inspections; manages warehouse and supply, motor pool, and research and development activities; maintains and repairs departmental heavy equipment fleet; dispatches emergency and non-emergency calls for service and coordinates radio frequency allocations

FY 10-11
355

FY 11-12
335

SUPPRESSION AND RESCUE

- Provides fire suppression services, ground and air rescue transport, and medical services to the public; performs specialized protection services such as hazardous materials, water rescue, marine firefighting, and technical rescue training (TRT); performs building inspections, safety surveys, and firefighting and rescue demonstrations; oversees Airport and Seaport fire and rescue services and employee training activities; provides Fire Department personnel and equipment support for special events; maintains Antivenin Bank and administers the anti-venom program; oversees ocean rescue services; provides advanced emergency medical services training, certification maintenance, and hospital liaison services

FY 10-11
2,060

FY 11-12
1,958

HOMELESS TRUST**HOMELESS TRUST**

- Oversees all departmental activities including personnel and budget development; coordinates services for the homeless individuals and families throughout Miami-Dade County

FY 10-11
14

FY 11-12
14

DOMESTIC VIOLENCE OVERSIGHT BOARD (DVOB)

- Coordinates and monitors the construction process and programmatic operations of domestic violence centers in Miami-Dade County; provides administrative support to the DVOB

FY 10-11
1

FY 11-12
1

HOUSING FINANCE AUTHORITY

HOUSING FINANCE AUTHORITY

- Alleviates the shortage of affordable residential housing available for low- to moderate-income families and individuals

FY 10-11
9

FY 11-12
6

INFORMATION TECHNOLOGY

OFFICE OF THE DIRECTOR

- Oversees technical, professional, and management personnel engaged in the provisioning of IT resources and services; oversees and implements the County's cyber-security policies; performs Chief Information Officer (CIO) functions; oversees shared services development

Adopted
FY 10-11
11

Proposed
FY 11-12
11

ENTERPRISE APPLICATION SERVICES

- Provides multi-platform countywide and departmental automated application systems

Adopted
FY 10-11
145

Proposed
FY 11-12
147

ENTERPRISE SOLUTIONS

- Delivers enterprise program services for 311/911, Enterprise Resource Planning (ERP), Geographic Information System (GIS), Enterprise Asset Management System (EAMS), and Electronic Data Management System (EDMS)

Adopted
FY 10-11
62

Proposed
FY 11-12
66

RADIO SERVICES

- Provides local and regional public safety first responders and County departments with efficient, reliable, and secure radio communications services and solutions

Adopted
FY 10-11
57

Proposed
FY 11-12
57

OPERATIONAL SUPPORT SERVICES

- Provides asset management, financial, and administrative support to operations through budget, accounting, and procurement offices; manages personnel activities through the human resource office

Adopted
FY 10-11
28

Proposed
FY 11-12
31

FIELD SERVICES

- Delivers enterprise maintenance, installations, and support for telephone systems, computer peripherals, wireless devices, and networks

Adopted
FY 10-11
94

Proposed
FY 11-12
92

DATA CENTER SERVICES

- Provides 24 X 7 operation, maintenance, and support of the hardware and system software (host and network operating systems software, database, middleware, and distributive systems) that run the County's multi-mainframe, multi-platform computer environment and peripheral devices (storage and print)

Adopted
FY 10-11
84

Proposed
FY 11-12
86

TELECOMMUNICATIONS NETWORK

- Provides Internet Protocol (IP) voice and data network services for County departments

Adopted
FY 10-11
66

Proposed
FY 11-12
62

Office of Inspector General

Attachment A

INSPECTOR GENERAL

- Provides oversight to Miami-Dade County operations by investigating, auditing, and reviewing County programs, projects, and contracts to detect and prevent fraud, mismanagement, waste, and abuse; provides all professional support to these functions including publicly reporting findings; initiates civil, administrative, and criminal legal processes or makes referrals where necessary; communicates the office's accomplishments through report distribution, website communications, and public awareness initiatives

FY 10-11
38

FY 11-12
38

OFFICE OF THE DIRECTOR

- Establishes departmental policies and goals and provides legislative coordination

Adopted
FY 10-11
7

Proposed
FY 11-12
11

FLEET MANAGEMENT

- Maintains the County's light and heavy mobile equipment fleet; provides fuel to County departments, municipalities and other governmental entities; and administers the Vehicle Replacement and Fuel Conservation Programs

Adopted
FY 10-11
271

Proposed
FY 11-12
270

ADMINISTRATIVE AND BUSINESS SERVICES

- Administers departmental personnel, accounting, information technology, the Fixed Assets System and budget coordination; manages parking operations, the County Store and the disposal of County surplus property; provides design, printing, and mail services

Adopted
FY 10-11
104

Proposed
FY 11-12
103

DESIGN AND CONSTRUCTION SERVICES

- Plans, designs, and manages new facility construction and renovations of County facilities; develops countywide construction management standards and policies; and administers the Miscellaneous Construction Contracts 7040 and 7360

Adopted
FY 10-11
116

Proposed
FY 11-12
124

FACILITIES AND UTILITIES MANAGEMENT

- Manages and maintains County operated facilities, administers countywide security and energy performance contracts, regulates elevator equipment in Miami-Dade County, and manages utility use

Adopted
FY 10-11
164

Proposed
FY 11-12
173

PROCUREMENT

- Manages vendor registration and outreach, Architectural & Engineering (A&E) technical certification, prequalification of firms for A&E services and the Miscellaneous Construction Contract Program (MCC), and coordinates vendor information Countywide; Manages the procurement of goods and services purchased through bids, requests for proposals, and other solicitation instruments, including Countywide IT procurements; Administers the Architectural and Engineering (A&E) selection process pursuant to F.S.287.055 and the Equitable Distribution Program (EDP)

Adopted
FY 10-11
92

Proposed
FY 11-12
89

HUMAN RESOURCES

- Formulates human resources policy; develops strategic HR programs and administers the County's employee relations systems and employee benefits; advises departments on personnel issues and appropriate methods of problem resolution; coordinates all recruitment and personnel issues and actions for Miami-Dade County; performs departmental personnel representative functions; and provides general administrative and strategic support, including fiscal management, budget preparation, procurement, records management, and management information systems

Adopted
FY 10-11
106

Proposed
FY 11-12
136

RISK MANAGEMENT

- Administers self-insured workers' compensation and liability programs, and Countywide safety and property/casualty programs

Adopted
FY 10-11
113

Proposed
FY 11-12
93

REAL ESTATE DEVELOPMENT

- administers Countywide joint real estate development, real property lease negotiation and management, property acquisition, and land sales

Adopted
FY 10-11
22

Proposed
FY 11-12
21

JUDICIAL ADMINISTRATION

Attachment A

ELECTORATE

CHIEF JUDGE*

- Directs the Eleventh Judicial Circuit; acts as liaison in all judicial administrative matters with the Chief Justice of the Florida Supreme Court; develops a plan for the administration of all courts within the Circuit; assigns Judges, General Masters, Special Masters, and Hearing Officers to courts and divisions; and oversees the planning for and use of court facilities

FY 10-11
0

FY 11-12
0

COURT ADMINISTRATOR*

- Administers programs and services of the Courts and acts as liaison between the Courts, the legal community, and the citizens of Miami-Dade County as well as local, state, and federal government agencies

FY 10-11
0

FY 11-12
0

ADMINISTRATIVE SERVICES**

- Administers the Court's budget, both County and state; oversees fiscal, legal, and grant operations of the courts; and oversees the Court Information and Procurement Divisions in the purchase of goods and services for the Judiciary and the Administrative Office of the Courts

FY 10-11
9

FY 11-12
9

HUMAN RESOURCES**

- Oversees the Circuit's personnel related activities including employee relations, recruiting, employee benefits, payroll, attendance, training, and the Office of Americans with Disabilities Act (ADA) Coordination

FY 10-11
3

FY 11-12
3

COURT TECHNOLOGY (CITeS)**

- Directs all research and systems analyses, supports all PC and mainframe users Circuit-wide and supports telecommunications services

FY 10-11
30

FY 11-12
31

COURT OPERATIONS**

- Directs the operation and case flow management of the Circuit and County Courts and associated court services programs; and coordinates facilities planning, security, and court activities with the Judiciary, Clerk of Courts, State Attorney, Public Defender, and other justice agencies

FY 10-11
210

FY 11-12
210

STATE ATTORNEY'S OFFICE**

- Responsible for prosecuting or defending all suits, applications, or mediations on behalf of the State

FY 10-11
12

FY 11-12
12

PUBLIC DEFENDER'S OFFICE***

- Represents any indigent defendant charged with a felony or misdemeanor punishable by imprisonment

FY 10-11
0

FY 11-12
0

* Positions fully funded by the State of Florida

** Positions fully funded from County fees, fines, and service charges

*** Positions partially funded from County reimbursements

JUVENILE SERVICES

OFFICE OF THE DIRECTOR

- Provides overall policy, strategy and direction for the Department in order to serve arrested and at-risk juveniles and their families

FY 10-11
11

FY 11-12
2

CARE AND CUSTODY

- Provides centralized booking services and security; assessment of substance abuse, family, and mental health issues; and training of staff

FY 10-11
41

FY 11-12
36

CLINICAL ASSESSMENT AND DIVERSION SERVICES

- Provides assessment and diversion services for juvenile offenders and at-risk youth in the community

FY 10-11
47

FY 11-12
45

OPERATIONAL SUPPORT

- Provides centralized operational support to the department, including fiscal management, facilities management, and records services

FY 10-11
1

FY 11-12
7

COMMUNITY SERVICES

- Provides public policy recommendations based on data analysis; provides outreach and violence intervention services to at-risk communities

FY 10-11
0

FY 11-12
6

GUARDIAN AD LITEM

- Protects the rights of children involved in court proceedings and advocates for their best interest

FY 10-11
7

FY 11-12
7

LIBRARY

OFFICE OF THE DIRECTOR

- Provides overall direction and coordination of departmental operations and management

FY 10-11
3

FY 11-12
3

ADMINISTRATION

- Oversees implementation of departmental policy and manages the departmental budget

FY 10-11
14

FY 11-12
14

SUPPORT SERVICES

- Processes financial transactions and personnel actions; oversees the Library's capital expansion plan; develops and prints educational and promotional materials for the Library System; manages maintenance security, fleet services, and human resources throughout the system

FY 10-11
68

FY 11-12
48

OUTREACH SERVICES

- Develops and implements special events and programs for targeted populations, such as children or patrons with difficulty accessing services at branches

FY 10-11
30

FY 11-12
24

PUBLIC SERVICE

- Provides informational and lending services to users of branch and regional facilities, programs and events to encourage literacy, library usage, and life-long learning; formulates and administers the Collection Development Policy and Materials Budget Plan for the Library System; coordinates all library automation efforts and online services, including short- and long-term technical planning, e-government, web portal initiatives, network infrastructure, network security, and all central site and remote computer equipment and applications, for staff and the general public

FY 10-11
506

FY 11-12
377

MANAGEMENT AND BUDGET

Attachment A

DIRECTOR'S OFFICE

- Establishes and implements departmental policy; reviews and coordinates agenda submissions; manages departmental personnel; and reviews, coordinates, and implements policy enacted by the Board of County Commissioners (BCC) and County Executive Office

Adopted
FY 10-11
7

Proposed
FY 11-12
6

MANAGEMENT PLANNING AND PERFORMANCE ANALYSIS

- Responsible for the implementation of the County's results-oriented government framework, which focuses on planning and accountability through performance measurement

Adopted
FY 10-11
8

Proposed
FY 11-12
6

MANAGEMENT AND BUDGET

- Ensures the financial viability of the County through sound financial management policies

Adopted
FY 10-11
16

Proposed
FY 11-12
13

COMMUNITY REDEVELOPMENT AND MUNICIPAL SERVICES

- Administers and coordinates the Miami-Dade County Tax Increment Financing (TIF) Program; oversees the activities of all Community Redevelopment Areas (CRAs) and supports Unincorporated Municipal Service Area (UMSA) CRAs; and administers and coordinates annexation/incorporation efforts

Adopted
FY 10-11
3

Proposed
FY 11-12
3

GRANTS COORDINATION

- Manages and administers the Ryan White HIV/AIDS Treatment Extension Act of 2009; distributes, monitors, and processes CBO allocations and contracts including Mom and Pop funding; administers the Edward Byrne Memorial Justice Assistance Grant (JAG); provides direct support to the Youth Crime Task Force, CBO Advisory Board, Dade-Miami Criminal Justice Council, and the Addiction Services Board (ASB); maximizes resources and promotes grant opportunities

Adopted
FY 10-11
0

Proposed
FY 11-12
45

BOND ADMINISTRATION

- Administers the Building Better Communities Program (BBC) General Obligation Bond Program, and the Quality Neighborhood Improvement Program (QNIP)

Adopted
FY 10-11
0

Proposed
FY 11-12
8

OFFICE OF COUNTYWIDE HEALTHCARE PLANNING

- Responsible for overall leadership of the County's health services research and plan development; represents the County on key health systems planning initiatives; guides the identification and adaptation of best practice models and develops new approaches to enhance county health systems, residents' health and access to care; develops legislation and regulations affecting health and facilitates community health system reform

FY 10-11
5

FY 11-12
5

OFFICE OF THE MAYOR

OFFICE OF THE MAYOR

- Serves as the elected head of County government, promotes effective government, and determines policy direction to meet community needs; responsible for the management of all administrative departments and for carrying out policies adopted by the Board of County Commissioners

FY 10-11
55

FY 11-12
44

COUNTY DEPARTMENTS

MEDICAL EXAMINER**OFFICE OF THE CHIEF MEDICAL EXAMINER**

- Formulates departmental policies and provides overall direction and coordination to all bureaus; schedules appointments, court appearances, depositions, and speaking engagements

FY 10-11
9

FY 11-12
9

DEATH INVESTIGATION

- Provides statutorily mandated medicolegal death investigative services for the residents of Miami-Dade County; combines the efforts of legal and law enforcement investigations with those of medicine and science to ascertain the facts surrounding deaths, particularly the cause and manner of death, as defined in the Florida Statutes, Chapter 406

FY 10-11
59

FY 11-12
61

PUBLIC INTERMENT PROGRAM

- Supervises indigent body disposal program; ensures maintenance of County cemeteries; schedules and coordinates bureau activity with funeral homes and crematoriums

FY 10-11
1

FY 11-12
1

METROPOLITAN PLANNING ORGANIZATION**METROPOLITAN PLANNING ORGANIZATION**

- Provides overall direction to Departmental operations; administers and coordinates the MPO program

FY 10-11
17

FY 11-12
16

MIAMI-DADE ECONOMIC ADVOCACY TRUST

OFFICE OF THE PRESIDENT/CHIEF EXECUTIVE OFFICER

- Oversees programs, special initiatives, and advocacy activities, that address disparities that exist for Black residents in the areas of housing, economic development, and criminal justice

FY 10-11
3

FY 11-12
3

ADMINISTRATION

- Develops the Department's operating and capital budgets; administers grant funds; performs procurement, personnel, and accounts receivable and payable functions

FY 10-11
3

FY 11-12
3

ECONOMIC DEVELOPMENT

- Promotes economic development in the Black community for business expansion, job creation, and business relocations through advertising, promoting activities and other sales and marketing techniques; and provides support for the Urban Economic Revitalization Task Force (UERTF) Board

FY 10-11
1

FY 11-12
1

TEEN COURT

- Provides an alternative sanctioning program for first-time misdemeanor juvenile offenders

FY 10-11
14

FY 11-12
14

HOUSING ASSISTANCE PROGRAM

- Provides technical and financial assistance to provide homeownership opportunities to low- to moderate-income families

FY 10-11
3

FY 11-12
3

PARKS, RECREATION and OPEN SPACES

Attachment A

OFFICE OF THE DIRECTOR

- Provides overall leadership and direction for departmental operations; coordinates special projects, intergovernmental affairs, marketing, public information, communications, and departmental fundraising efforts; and serves on the board of the Parks Foundation, the Miami-Dade Sports Commission, and the Zoo Oversight Board

Adopted
FY 10-11
10

Proposed
FY 11-12
9

ADMINISTRATION

- Provides business support for the Department including budget, finance, grant management, human resources, employee development, safety administration, procurement of commodities and services, contracts management, financial and performance auditing, strategic planning, information technology and telecommunications, and the formulation of procedures, standards, and practices

Adopted
FY 10-11
52

Proposed
FY 11-12
53

PARK OPERATIONS

- Coordinates operations at parks to include park security, custodial services, basic support services to patrons, rentals and programming partnerships; maintains beaches and ballfields; operates Trail Glades Range, campgrounds, tennis centers, the Tennis Tournament and community events

Adopted
FY 10-11
190

Proposed
FY 11-12
194

MIAMI-DADE ZOOLOGICAL PARK AND GARDENS (ZOO MIAMI)

- Manages and operates the zoo; conducts sales and marketing, public information, and education programs; provides for feeding and care of zoo animals; selects and displays specimens

Adopted
FY 10-11
177

Proposed
FY 11-12
186

PARK PROGRAMMING

- Coordinates and provides recreational programming and manages the Leisure Access Division, which provides sports and recreation activities for persons with disabilities

Adopted
FY 10-11
19

Proposed
FY 11-12
19

DEERING ESTATE AND ATTRACTIONS

- Manages and operates the Charles Deering Estate and Fruit and Spice Park; oversees historical preservation of facilities; manages facilities, grounds, maintenance, and security

Adopted
FY 10-11
31

Proposed
FY 11-12
27

PLANNING AND DEVELOPMENT

- Provides planning, project management, architectural and engineering design, and construction of capital projects; provides contract management and capital program management

Adopted
FY 10-11
84

Proposed
FY 11-12
77

GOLF COURSES

- Operates and manages the five County-owned golf courses: Briar Bay, Country Club of Miami, Crandon, Greynolds, and Palmetto

Adopted
FY 10-11
38

Proposed
FY 11-12
38

GROUPS MAINTENANCE

- Provides grounds maintenance, landscaping services for outside contracts, natural areas management and tree maintenance

Adopted
FY 10-11
201

Proposed
FY 11-12
183

MARINAS

- Manages and operates the six County-owned marinas: Crandon, Haulover, Homestead Bayfront, Pelican Harbor, Black Point, and Matheson

Adopted
FY 10-11
20

Proposed
FY 11-12
20

FACILITY MAINTENANCE

- Provides trade services for new construction and park facilities maintenance; provides facility repair services; maintains departmental heavy and small engine equipment

Adopted
FY 10-11
82

Proposed
FY 11-12
82

POOLS

- Operates and maintains 13 pools; provides support to public swim patrons and group rentals

Adopted
FY 10-11
6

Proposed
FY 11-12
5

LANDSCAPING AND STD MAINTENANCE

- Provides landscaping and grounds maintenance services to internal and external customers, including Special Tax Districts and public rights-of-way

Adopted
FY 10-11
133

Proposed
FY 11-12
128

OFFICE OF THE DIRECTOR

- Provides overall direction for Department operations, formulates departmental policy, inter-governmental coordination, and organizational development initiatives

| | |
|----------------------------|-----------------------------|
| Adopted <u>FY 10-11</u> | Proposed <u>FY 11-12</u> |
| 10 | 10 |

ADMINISTRATION

- Provides administrative support for finance and budgeting, billing and collection, including liens, human resources, and procurement

| | |
|----------------------------|-----------------------------|
| Adopted <u>FY 10-11</u> | Proposed <u>FY 11-12</u> |
| 68 | 68 |

AIR QUALITY PROTECTION

- Regulates sources of pollution and monitors air quality

| | |
|----------------------------|-----------------------------|
| Adopted <u>FY 10-11</u> | Proposed <u>FY 11-12</u> |
| 30 | 31 |

BOARD AND CODE ADMINISTRATION

- Administers licensing of local contractors; reviews and recommends construction products and components; manages the preparation, legal review, and certification of documents related to planning, zoning and development

| | |
|----------------------------|-----------------------------|
| Adopted <u>FY 10-11</u> | Proposed <u>FY 11-12</u> |
| 34 | 34 |

BUILDING CODE SUPPORT

- Issues and processes FBC and unsafe structures violations; manages and enforces local contractor licensing as part of Chapter 10 of the County Code

| | |
|----------------------------|-----------------------------|
| Adopted <u>FY 10-11</u> | Proposed <u>FY 11-12</u> |
| 28 | 28 |

ENVIRONMENTAL EDUCATION AND COMMUNICATION

- Conducts education and outreach

| | |
|----------------------------|-----------------------------|
| Adopted <u>FY 10-11</u> | Proposed <u>FY 11-12</u> |
| 11 | 10 |

ENVIRONMENTAL PLAN REVIEW AND DEVELOPMENT APPROVALS

- Reviews construction and development plans

| | |
|----------------------------|-----------------------------|
| Adopted <u>FY 10-11</u> | Proposed <u>FY 11-12</u> |
| 56 | 58 |

INFORMATION, PERMIT SUPPORT, AND RECORDS MANAGEMENT

- Processes construction permit applications, inspection requests and results, and Certificates of Occupancy; directs computer services, records, and public information

| | |
|----------------------------|-----------------------------|
| Adopted <u>FY 10-11</u> | Proposed <u>FY 11-12</u> |
| 95 | 96 |

NATURAL RESOURCES REGULATION AND RESTORATION

- Conducts environmental resources permitting, monitoring, and restoration

| | |
|----------------------------|-----------------------------|
| Adopted <u>FY 10-11</u> | Proposed <u>FY 11-12</u> |
| 83 | 82 |

NEIGHBORHOOD AND ZONING REGULATIONS

- Ensures all commercial, office, residential, industrial, and agricultural development approvals to all land use regulations and codes, including the processing of Impact fees; provides residential and commercial zoning code enforcement

| | |
|----------------------------|-----------------------------|
| Adopted <u>FY 10-11</u> | Proposed <u>FY 11-12</u> |
| 113 | 91 |

PERMITTING

- Ensures compliance with the FBC and other applicable regulations through review of plans, inspection of construction, and enforcement activities

| | |
|----------------------------|-----------------------------|
| Adopted <u>FY 10-11</u> | Proposed <u>FY 11-12</u> |
| 84 | 83 |

POLLUTION CONTROL

- Facilitates contaminated site remediation to ensure that environmental laws are followed

| | |
|----------------------------|-----------------------------|
| Adopted <u>FY 10-11</u> | Proposed <u>FY 11-12</u> |
| 59 | 59 |

POLLUTION REGULATION AND ENFORCEMENT

- Regulates potential pollution sources

| | |
|----------------------------|-----------------------------|
| Adopted <u>FY 10-11</u> | Proposed <u>FY 11-12</u> |
| 126 | 124 |

STORMWATER MANAGEMENT

- Administers County water management activities

| | |
|----------------------------|-----------------------------|
| Adopted <u>FY 10-11</u> | Proposed <u>FY 11-12</u> |
| 52 | 54 |

OFFICE OF THE DIRECTOR/ADMINISTRATION

- Provides management direction and administration for departmental operations, provides legal counsel

FY 10-11
41

FY 11-12
37

SUPPORT SERVICES

- Provides communications and 911; oversees central records and property and evidence bureaus; responsible for budget, finance, procurement, personnel, grants, legislative coordination, and coordination of training activities; responsible for information systems, fleet, and facilities management; conducts false alarm investigations; responsible for Headquarters security; provides psychological services for employees; disseminates information to the media and the public; provides court security and serves writs; responsible for the drug abuse resistance education (DARE), police athletic league (PAL), and other student programs; manages the school crossing guards program

FY 10-11
1,055

FY 11-12
897

POLICE SERVICES

- Provides uniformed patrol services, responds to calls, investigates offenses, apprehends offenders, provides decentralized general investigative services, and engages in special enforcement for prevention of criminal activities; manages contracted police services with municipalities; provides specialized police functions including aviation, motorcycle, and marine; provides crowd control, hostage negotiation, canine response, bomb disposal, and critical incident response

FY 10-11
2,210

FY 11-12
2,135

INVESTIGATIVE SERVICES

- Provides centralized specialized criminal investigation of robberies, homicides, and sexual, domestic, and economic crimes; responsible for professional compliance and investigation of complaints about departmental employees; conducts public corruption investigations; responsible for homeland security; collects and disseminates criminal intelligence; conducts strategic and specialized investigations; conducts crime scene investigations; provides investigative support in the processing, safekeeping, and preservation of evidence; manages the crime laboratory; conducts crime scene investigations; provides sheriff and specialized services; processes and secures criminal warrants

FY 10-11
1,067

FY 11-12
1,052

PORT OF MIAMI

Attachment A

OFFICE OF THE DIRECTOR

- Formulates departmental policies and procedures and provides overall direction and coordination for all divisions

FY 10-11
4

FY 11-12
4

DEPUTY PORT DIRECTOR

- Responsible for day-to-day operations

FY 10-11
17

FY 11-12
14

SAFETY & SECURITY

- Responsible for the overall security planning and enforcement for the POM at the federal, state, and local levels; and operates POM badging and identification functions

FY 10-11
142

FY 11-12
137

CAPITAL DEVELOPMENT

- Develops and implements all capital related items required by the POM and performs administrative functions to include procurement and management of technology systems

FY 10-11
52

FY 11-12
31

MARITIME SERVICES

- Responsible for cargo and cruise ship operations and associated berthing and terminal management functions

FY 10-11
167

FY 11-12
156

BUSINESS INITIATIVES

- Responsible for Port trade development, advertising, and tariff development

FY 10-11
7

FY 11-12
7

FINANCE

- Responsible for all accounting activities, including cost accounting, reconciliation, accounts payable, financial statements, credit/collection, and billing

FY 10-11
28

FY 11-12
28

OFFICE OF THE PROPERTY APPRAISER

Attachment A

OFFICE OF THE PROPERTY APPRAISER*

- Oversees office budget, personnel, and the production of an annual assessment roll within Florida Department of Revenue (DOR) parameters; and acts as liaison with taxing authorities, municipalities, and DOR

FY 10-11
13

FY 11-12
14

PUBLIC SERVICE

- Disseminates property assessment information using the Office's website, office counter assistance, e-mail, public presentations through various media, and the 311 Answer Center

FY 11-12
14

FY 11-12
14

INFORMATION SERVICES

- Maintains all electronic property record files, monitors changes made to those files, and maintains various computer hardware devices and software utilized by the Office

FY 10-11
18

FY 11-12
20

EXEMPTIONS

- Receives, verifies, and qualifies or disqualifies all applications for statutory exemptions and performs investigations on potentially illegal exemptions

FY 10-11
25

FY 11-12
25

PERSONAL PROPERTY

- Gathers and evaluates data regarding all tangible personal property located within Miami-Dade County; conducts field inspections and taxpayer return verifications in the annual valuation process

FY 10-11
43

FY 11-12
40

VALUE ADJUSTMENT BOARD APPEALS AND LEGAL

- Responsible for the analysis, preparation, and defense of assessment values before the Value Adjustment Board and District Court

FY 10-11
81

FY 11-12
83

REAL ESTATE

- Gathers and evaluates data regarding all real property located within Miami-Dade County; utilizes recognized appraisal techniques in the annual valuation process

FY 10-11
177

FY 11-12
175

* Administrative Services positions are reflected within the Office of the Property Appraiser

PUBLIC HOUSING AND COMMUNITY DEVELOPMENT

OFFICE OF THE EXECUTIVE DIRECTOR

- Provides direction, communication, and coordination of federal and local housing programs to assist extremely low- to moderate-income families and the elderly and disabled; provides management supervision for agency divisions and offices including the Applicant Leasing Center; interacts with public and private stakeholders to ensure attainment of MDHUD's goals and objectives

Adopted
FY 10-11
32

Proposed
FY11-12
33

ADMINISTRATION

- Conducts audits for compliance with US HUD and departmental regulations; oversees administrative functions, including human resources, technical services, procurement, and investigations regarding fair housing complaints; and handles reasonable accommodation requests for tenants and applicants

Adopted
FY 10-11
33

Proposed
FY11-12
33

FINANCE AND ACCOUNTING

- Provides financial support to the Agency and ensures that federal and County requirements are met; oversees budgeting, accounting, financial reporting, accounts payable, and revenue management

Adopted
FY 10-11
34

Proposed
FY11-12
32

CONTRACT ADMINISTRATION

- Administers special Section 8 programs, including Moderate Rehabilitation, Shelter Plus Care, and Single Room Occupancy; and monitors the private contractor for the Housing Choice Voucher Program

Adopted
FY 10-11
17

Proposed
FY11-12
18

FACILITIES AND DEVELOPMENT

- Manages the overall capital improvement and development of quality housing projects, including the HOPE VI revitalization project, American Recovery and Reinvestment Act (ARRA) projects, Building Better Community General Obligation Bond projects, and Infill Housing projects

Adopted
FY 10-11
10

Proposed
FY11-12
13

ASSET MANAGEMENT

- Provides decent, safe, affordable housing for the MDHUD residents; manages the public housing portfolio, which includes over 9,000 units of housing; administers the Substantial Rehabilitation and the New Construction programs

Adopted
FY 10-11
275

Proposed
FY11-12
275

COMMUNITY HOUSING

- Administers federal and state funded programs including the HOME Investment Partnerships Grant (HOME), the Emergency Solutions Grant (ESG), the Neighborhood Stabilization Program (NSP), Documentary Stamp Surtax (Surtax), and State Housing Initiatives Partnership (SHIP) funds designed to develop viable urban communities by providing decent housing and a suitable living environments, principally for low-to-moderate income households.

Adopted
FY 10-11
72

Proposed
FY11-12
79

PUBLIC WORKS AND WASTE MANAGEMENT

OFFICE OF THE DIRECTOR

- Formulates departmental policy and provides overall direction and coordination of departmental operations and management

Adopted
FY 10-11
14

Proposed
FY 11-12
12

TRAFFIC SIGNALS AND SIGNS

- Provides installation, maintenance, and repair of traffic related signs, traffic and pedestrian signals, and school flashers and signs countywide

Adopted
FY 10-11
115

Proposed
FY 11-12
107

STORMWATER UTILITY CANALS AND DRAINS

- Provides countywide chemical and mechanical cleaning and overall maintenance of the secondary canal system

Adopted
FY 10-11
153

Proposed
FY 11-12
149

HIGHWAY AND ENGINEERING

- Administers and coordinates all consultant design contracts for major highway and bridge improvements

Adopted
FY 10-11
22

Proposed
FY 11-12
25

ADMINISTRATION

- Implements departmental policy and provides overall direction on personnel, finance, budget, planning, procurement, information systems, media, outreach, and customer service department-wide; administers the curbside recycling program

Adopted
FY 10-11
131

Proposed
FY 11-12
125

CAUSEWAYS

- Manages the Venetian and Rickenbacker Causeway system

Adopted
FY 10-11
66

Proposed
FY 11-12
65

TRAFFIC ENGINEERING

- Administers traffic engineering functions for the County

Adopted
FY 10-11
38

Proposed
FY 11-12
35

SPECIAL TAXING DISTRICTS ADMINISTRATION

- Creates special taxing districts for street lighting, security, and landscape beautification

Adopted
FY 10-11
26

Proposed
FY 11-12
26

DISPOSAL OPERATIONS

- Disposes of all waste that enters the system and maintains disposal capacity; manages three regional transfer stations, the North and South Dade Landfills, and the Resources Recovery ashfill

Adopted
FY 10-11
273

Proposed
FY 11-12
272

PEOPLE'S TRANSPORTATION PLAN (PTP)

- Plans and coordinates all PTP related functions within the Department

Adopted
FY 10-11
56

Proposed
FY 11-12
52

ROAD AND BRIDGE MAINTENANCE AND MOSQUITO CONTROL

- Provides overall road and bridge maintenance, including Neighborhood Enhancement Action Teams (NEAT), and administers the County mosquito control program

Adopted
FY 10-11
115

Proposed
FY 11-12
110

BBC GOB PROGRAM

- Directs activities related to the Building Better Communities General Obligation Bond (BBC GOB) program

Adopted
FY 10-11
9

Proposed
FY 11-12
8

ENVIRONMENTAL AND TECHNICAL SERVICES

- Maintains capital infrastructure, environmental compliance, fleet, landfills, and the Resources Recovery contract

Adopted
FY 10-11
44

Proposed
FY 11-12
44

LAND DEVELOPMENT

- Reviews and processes tentative and final plans for subdivisions and improvements on public right-of-way properties

Adopted
FY 10-11
9

Proposed
FY 11-12
5

CONSTRUCTION

- Provides engineering technical support to other divisions within Public Works as well as other County departments

Adopted
FY 10-11
131

Proposed
FY 11-12
106

RIGHT OF WAY

- Administers land acquisition services

Adopted
FY 10-11
69

Proposed
FY 11-12
66

COLLECTION OPERATIONS

- Provides residential and commercial garbage and trash collection; operates the neighborhood Trash and Recycling Centers; and provides bulky waste pick-ups and illegal dumping removal

Adopted
FY 10-11
575

Proposed
FY 11-12
583

SUSTAINABILITY, PLANNING AND ECONOMIC ENHANCEMENT

OFFICE OF THE DIRECTOR

- Provides departmental policy and direction of operations

Adopted
FY 10-11
14

Proposed
FY 11-12
13

ADMINISTRATION & FISCAL MANAGEMENT

- Coordinates departmental budget, personnel, procurement, accounting, inventory control, telecommunications, and management information services

Adopted
FY 10-11
18

Proposed
FY 11-12
19

AGRICULTURAL MANAGER

- Promotes and educates the community on the importance and benefits of the local agricultural industries; administers the purchase development rights program

Adopted
FY 10-11
2

Proposed
FY 11-12
1

BUSINESS AFFAIRS & CONSUMER PROTECTION

- Regulates various industries, including private for-hire transportation; provides education and training services to commercial growers, home-owners, and families and youths

Adopted
FY 10-11
106

Proposed
FY 11-12
101

PLANNING

- Manages and administers the CDMP; prepares population projections and economic, demographic, and growth alternatives and conducts collaborative long- and short-range planning programs; coordinates countywide historic preservation activities

Adopted
FY 10-11
47

Proposed
FY 11-12
44

ECONOMIC DEVELOPMENT AND INTERNATIONAL TRADE

- Directs and coordinates activities to increase international trade and represents and promotes the County as a Global Gateway; provides economic policy coordination; promotes Miami-Dade County to the global film and entertainment production industry

Adopted
FY 10-11
11

Proposed
FY 11-12
12

SUSTAINABILITY

- Coordinates and formulates goals, policies, and initiatives for the County's sustainability, energy, and climate programs

Adopted
FY 10-11
5

Proposed
FY 11-12
4

SMALL BUSINESS DEVELOPMENT

- Provides compliance monitoring and enforcement of small business and workforce program goals, and prompt payment and responsible and living wage requirements; administers the review recommendation of small business program measures and certification of small business; provides small business outreach, technical bonding, and financial assistance

Adopted
FY 10-11
29

Proposed
FY 11-12
30

MIAMI DADE TRANSIT DEPARTMENT

Attachment A

OFFICE OF THE DIRECTOR

- Implements policy and establishes direction for all aspects of the organization

FY 10-11
10

FY 11-12
9

OPERATIONAL SUPPORT

- Provides administrative and logistical support for department operations
- Administers customer service functions for citizens that use public transportation services

FY 10-11
495

FY 11-12
497

METROBUS

- Manages operations and maintenance for bus service

FY 10-11
2,019

FY 11-12
2,017

METROMOVER

- Administers Metromover service throughout the Downtown perimeter

FY 10-11
69

FY 11-12
69

METRORAIL

- Manages rail maintenance and operations along 24.6 mile corridor

FY 10-11
426

FY 11-12
472

PARATRANSIT

- Provides administrative support for Special Transportation Services (STS)

FY 10-11
30

FY 11-12
34

ENGINEERING

- Provides project management for capital improvement program and performs transportation system analysis

FY 10-11
150

FY 11-12
137

VIZCAYA MUSEUM AND GARDENS

Attachment A

DIRECTOR

- Establishes and implements departmental policy in conjunction with Vizcaya Museum and Gardens Trust (VMGT); provides management direction and administration to museum operations

FY 10-11
6

FY 11-12
6

FINANCE AND ADMINISTRATION

- Manages financial, budgetary, and procurement activities; manages facilities, garden and grounds maintenance, and security services

FY 10-11
30

FY 11-12
30

LEARNING

- Oversees interpretive efforts for the public including developing and coordinating programs, materials and tours for visitors of all ages; recruiting, training, and managing volunteer guides and school program guides; and developing collaborative partnerships with other County and local organizations

FY 10-11
3

FY 11-12
3

ADVANCEMENT

- Responsible for Museum-sponsored fundraising efforts; works closely with staff, volunteers, and the Vizcayans; manages the Museum's marketing and facilities rental programs

FY 10-11
4

FY 11-12
4

COLLECTIONS & CURATORIAL AFFAIRS

- Responsible for care of historic artifacts and architectural features in buildings and on grounds; manages and tracks collections; oversees Contemporary Arts Project installations, research and interpretation of collections; manages and maintains archives; oversees restoration treatment of historic artifacts and architectural elements

FY 10-11
4

FY 11-12
4

WATER AND SEWER

Attachment A

OFFICE OF THE DIRECTOR

- Formulates and establishes departmental policy and directs overall operations

FY 10-11
39

FY 11-12
40

WASTEWATER COLLECTION AND TREATMENT

- Operates and maintains the wastewater treatment plants and pump stations

FY 10-11
894

FY 11-12
890

WATER PRODUCTION AND DISTRIBUTION

- Operates and maintains the water treatment plants and water pumping stations

FY 10-11
677

FY 11-12
675

SUPPORT SERVICES AND MAINTENANCE

- Oversees department-wide personnel, information technology, security, contract management, and budget coordination

FY 10-11
321

FY 11-12
334

ENGINEERING AND CONSTRUCTION

- Directs design activities and coordinates construction activities

FY 10-11
232

FY 11-12
224

FINANCE AND CUSTOMER SERVICE

- Directs the financial and customer service functions, including the communication center

FY 10-11
415

FY 11-12
417

REGULATORY COMPLIANCE, QUALITY ASSURANCE AND PRIORITY CAPITAL PROJECTS

- Plans water and wastewater system to comply with State and Federal agreements, and provides quality assurance for the Department's Capital Improvement Plan

FY 10-11
46

FY 11-12
44

ANIMAL SERVICES

Attachment B

DIRECTOR'S OFFICE

- Oversees all departmental activities, including veterinary services, code enforcement, marketing, outreach, and personnel; develops and implements programs and services relating to animal services throughout Miami-Dade County

FY 10-11
2

FY 11-12
2

CUSTOMER SERVICE

- Coordinates customer service functions, such as adoptions, working with rescue groups, lost and found, and processing financial transactions at the service counter; oversees outreach, the volunteer program, and public and media relations

FY 10-11
12

FY 11-12
13

BUDGET AND FINANCE

- Oversees budget and finance, accounts payable/receivable, collections, data entry, information technology, purchasing, inventory control, building and facility maintenance, and human resources

FY 10-11
16

FY 11-12
16

CODE ENFORCEMENT

- Ensures compliance with Chapter 5 of the County Code and Chapter 828 of the Florida Statutes; coordinates regulatory and enforcement activities; and oversees field operations and dispatching, the issuance of uniform civil citations, and investigations

FY 10-11
35

FY 11-12
29

VETERINARY CLINIC

- Oversees all veterinary services, including surgeries, rabies vaccinations, medical treatments, and euthanasia of shelter animals

FY 10-11
17

FY 11-12
17

KENNEL

- Cares for shelter animals, including cleaning and feeding; assists constituents interested in adoption; and assists constituents who have lost their pets

FY 10-11
34

FY 11-12
34

AUDIT AND MANAGEMENT SERVICES

Attachment B

AUDIT SERVICES

- Performs audits to improve performance and foster accountability, while promoting a more efficient, effective, and ethical County government

FY 10-11
43

FY 11-12
43

ADMINISTRATIVE SUPPORT SERVICES

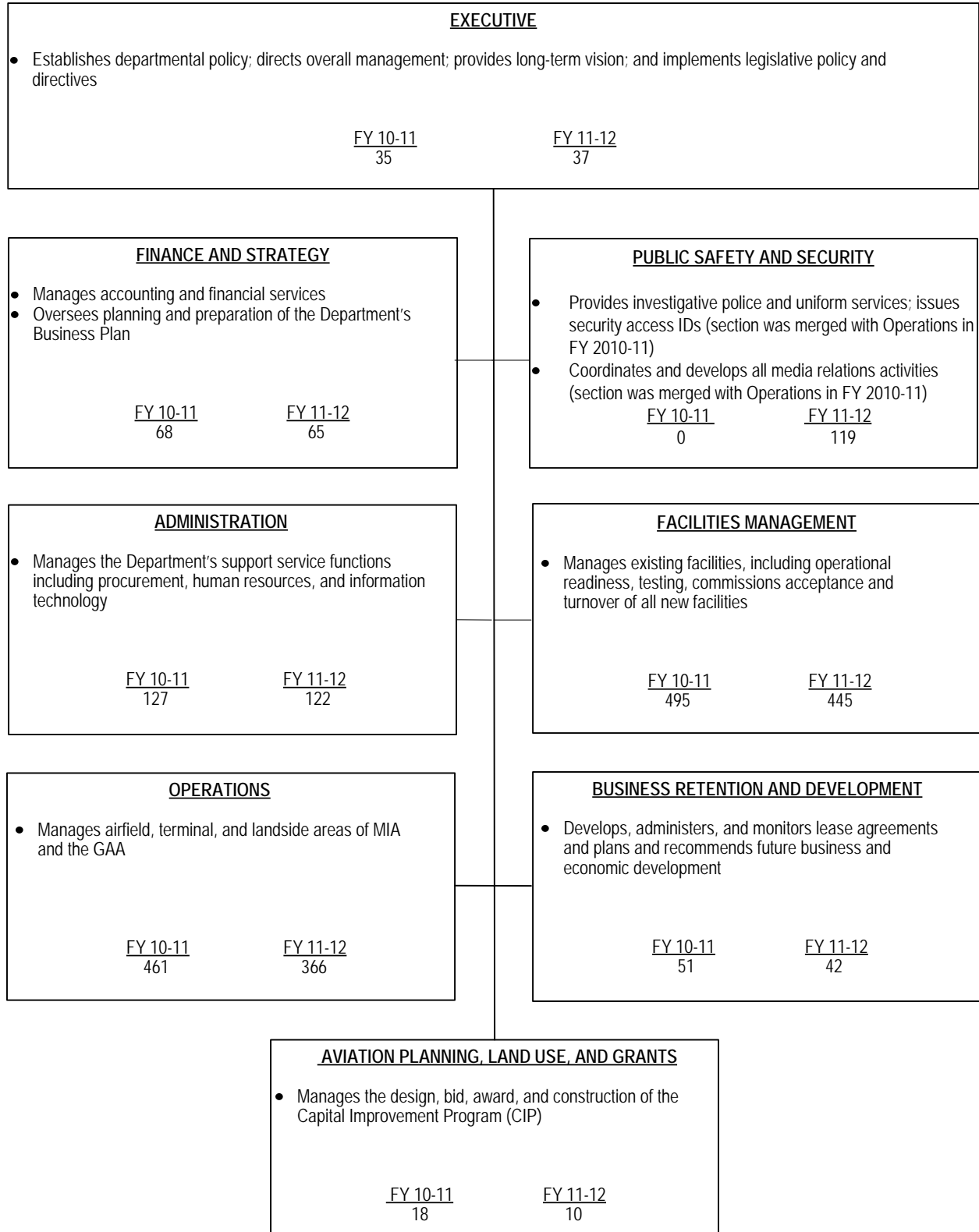
- Provides departmental support primarily in the areas of budget preparation and fiscal management, procurement, personnel administration, audit report processing, inventory/file management, and information technology

FY 10-11
6

FY 11-12
5

AVIATION

Attachment B



BOARD OF COUNTY COMMISSIONERS

Attachment B

COUNTY COMMISSION

- Comprised of 13 single-member districts that reflect the diversity and unique demographics of one of the nation's largest metropolitan areas
- Establishes regulations, laws, and fiscal policies that best serve the interests of our community and visitors
- Oversees essential public services, including planning and zoning and fiscal administration, and ensures citizen participation and interaction at every level of local government
- Develops framework for promulgating legislative and policy priorities to ensure accountability, transparency, and efficiency

FY 10-11
120

FY 11-12
116

OFFICE OF THE CHAIR

- Serves as chief presiding officer of the legislative and governing body of County government
- Establishes Committee System
- Appoints members to all Commission Committees and Subcommittees
- Provides guidance/leadership to Commission Committees on legislative issues of countywide significance
- Oversees process for appointing members to advisory boards, authorities, trusts, and committees
- Coordinates Commission and Committee calendars
- Presides over all Board of County Commissioners meetings
- Oversees Commission Sergeants-at-Arms, Support, Employee Recognition, and Protocol staffs

FY 10-11
6

FY 11-12
3

PROTOCOL

- Coordinates all protocol and employee recognition functions for the Office of the Chair and Members of the BCC
- Coordinates Commission protocol, dignitary visits, Consular Corps, and Intergovernmental Visits and promotes the Sister Cities program

FY 10-11
6

FY 11-12
3

OFFICE OF COMMUNITY ADVOCACY

- Promotes the expansion and replication of Community Relations Board (CRB) initiatives at the municipal level
- Provides administrative support to the CRB, Asian Affairs Advisory Board, Black Affairs Advisory Board, Hispanic Affairs Advisory Board, and the Commission for Women

FY 10-11
9

FY 11-12
9

OFFICE OF COMMISSION AUDITOR AND LEGISLATIVE ANALYSIS

- Provides independent budgetary, audit, management, revenue forecasting, and fiscal analysis of Board policies, County services, and contracts
- Provides objective and critical analysis of proposed legislation for Board consideration
- Conducts research and policy analysis and assists in formulating and developing legislation

FY 10-11
31

FY 11-12
28

OFFICE OF INTERGOVERNMENTAL AFFAIRS

- Coordinates the County's intergovernmental relations at the local, state, and federal levels

FY 10-11
8

FY 11-12
7

OFFICE OF AGENDA COORDINATION

- Prepares County Commission, Committee, Subcommittee, and workshop agendas and coordinates meetings

FY 10-11
4

FY 11-12
4

SUPPORT STAFF SERVICES

- Provides support staff to the Chairman and BCC
- Coordinates with Sergeants-at-Arms to maintain decorum at meetings and security for Commissioners

FY 10-11
16

FY 11-12
15

BCC MEDIA

- Produces bi-annual Commission e-newsletter
- Produces, coordinates, and schedules radio and TV programs, and events
- Prepares media kits and informational/educational materials

FY 10-11
4

FY 11-12
3

BUILDING AND NEIGHBORHOOD COMPLIANCE

*OFFICE OF THE DIRECTOR

- Formulates departmental policy, provides overall direction for Department operations, serves as Building Official for Miami-Dade County and enforces the Florida Building Code (FBC) and other regulations applicable to the construction and maintenance of buildings

FY 10-11
3

FY 11-12
3

*ADMINISTRATIVE SERVICES

- Provides administrative support including the preparation and monitoring of the operating budget, personnel and labor management, billing, procurement, collection, and disbursement of revenue, including liens

FY 10-11
45

FY 11-12
41

BOARD AND CODE ADMINISTRATION

- Administers the licensing of local contractors pursuant to Chapter 10 of the County Code; reviews and recommends construction products and components to be used throughout Miami-Dade County per the FBC; provides technical and supervisory assistance to 34 municipal building departments to ensure uniformity in the enforcement and interpretation of the FBC and Chapter 8 of the County Code

FY 10-11
34

FY 11-12
34

BUILDING CODE SUPPORT

- Issues and processes FBC and unsafe structures violations; manages and enforces local contractor licensing as part of Chapter 10 of the County Code

FY 10-11
28

FY 11-12
28

INFORMATION AND PERMIT SUPPORT

- Receives and processes construction permit applications, inspection requests and results, and Certificates of Occupancy; directs computer services, communication and public information

FY 10-11
53

FY 11-12
54

NEIGHBORHOOD REGULATION

- Provides residential and commercial code enforcement; promotes resident education and voluntary compliance; areas of oversight include nuisance abatement, zoning violations and other maintenance regulations to enhance the safety and aesthetics of the community

FY 10-11
66

FY 11-12
49

PERMITTING

- Ensures compliance with the FBC and other applicable regulations through review of plans, inspection of construction, and enforcement activities

FY 10-11
84

FY 11-12
81

*In the Table of Organization, Administrative Services and the Office of the Director are reflected as Administration in the Financial Summary

OFFICE OF CAPITAL IMPROVEMENTS

DIRECTOR'S OFFICE

- Facilitates, monitors, standardizes, and expedites County capital construction projects

FY 10-11
4

FY 11-12
4

PROFESSIONAL SERVICES DIVISION

- Administers the Architectural and Engineering (A&E) selection process pursuant to F.S.287.055 and the Equitable Distribution Program (EDP)

FY 10-11
6

FY 11-12
6

BOND PROGRAMS AND CONSTRUCTION DIVISION

- Administers the Building Better Communities Program (BBC) General Obligation Bond Program, the County's Economic Stimulus Plan (ESP), the Safe Neighborhood Parks (SNP) Bond Program, and the Quality Neighborhood Improvement Program (QNIP); develops countywide construction management standards and policies; and administers the Miscellaneous Construction Contracts 7040 and 7360

FY 10-11
15

FY 11-12
13

OFFICE OF THE CLERK

Attachment B

OFFICE OF THE CLERK *

- Performs the constitutional and statutory responsibilities of the Circuit and County Court Clerk; acts as ex-officio County Clerk, County Auditor, County Recorder, and Custodian of County funds and records

FY 10-11
1

FY 11-12
1

COURT OPERATIONS **

- Executes the plans and policies of the Clerk; directs and coordinates Civil, Family, Juvenile, and Probate Court operations and the parking violations bureau; and coordinates court activities with the Administrative Office of the Courts and Judiciary, State Attorney, Public Defender, and other justice agencies

FY 10-11
0

FY 11-12
1

COURTS/RECORDING/EX-OFFICIO *

- Manages and directs the Criminal Courts, Traffic and Misdemeanor Courts, and District Courts divisions, as well as the County Recorder, and SPIRIT project; coordinates court activities with the Administrative Office of the Courts, Judiciary, State Attorney, Public Defender, and other justice agencies; provides overall direction, coordination, and management to the Clerk's ex-officio duties as they pertain to the administration of the Value Adjustment Board (VAB) and Code Enforcement

FY 10-11
109

FY 11-12
109

COMPTROLLER *

- Accounts for financial activities; prepares and monitors the budget; serves as liaison with County's Finance Department; performs operational and compliance audits with established procedures and internal controls; and maintains the central depository and child support/alimony disbursements

FY 10-11
4

FY 11-12
4

OFFICE OF HUMAN RESOURCES AND ADMINISTRATIVE SERVICES *

- Administers all procurement and personnel-related matters and provides guidance on the training and development of employees; provides overall direction to the County's Record Center

FY 10-11
29

FY 11-12
29

CLERK OF THE BOARD ***

- Manages the official files of action taken by the Board of County Commission (BCC) including contracts, members of advisory boards, indices of resolutions, and ordinances; manages lobbyist registrations; serves as the keeper of the County seal; supports the bid protest hearing process; and produces minutes of the BCC

FY 10-11
23

FY 11-12
23

CHIEF INFORMATION OFFICER *

- Manages the Clerk's Information Systems in cooperation with the Administrative Office of the Courts, the Judiciary, ETSD and other County and State agencies; coordinates ETSD's support for mainframe-based court and non-court IT applications; and IT security policies on behalf of the Clerk; and provides user support for Clerk staff

FY 10-11
6

FY 11-12
6

* Positions funded from both Clerk and County fees, fines and service charges

** Positions fully funded from Clerk fees, fines and service charges

*** Positions funded from both County fees, fines and service charges and CW General Fund

**OFFICE OF CITIZENS INDEPENDENT
TRANSPORTATION TRUST**

EXECUTIVE DIRECTOR'S OFFICE

- Responsible for overall planning, policy development, and administrative oversight of the Department

FY 10-11
3

FY 11-12
3

COMMUNITY OUTREACH

- Coordinates comprehensive public education/community outreach program for the PTP; supports and monitors municipalities to ensure compliance with ordinances and state statutes; monitors Disadvantaged and Community Small Business Enterprise compliance for surtax-funded projects

FY 10-11
2

FY 11-12
2

PROJECT AND FINANCIAL REVIEW

- Provides financial monitoring and analysis of PTP amendments and contracts, including oversight and coordination of audit activities and bond financing of capital projects; serves as project manager for the CITT's financial consultant; oversees the preparation of agenda items

FY 10-11
4

FY 11-12
4

COMMUNITY ACTION AGENCY

OFFICE OF THE DIRECTOR

- Formulates policies and provides overall direction and coordination of departmental functions; provides staff support to the Community Action Agency Board; performs all personnel functions

FY 10-11
14

FY 11-12
15

FISCAL MANAGEMENT

- Administers fiscal and budgetary operations, including purchasing, reporting, accounts payable/receivable, and grant monitoring; provides technical assistance in preparation of grants

FY 10-11
17

FY 11-12
17

ENERGY PROGRAMS

- Provides services and administration of the Single Family Rehab Program, the Weatherization Program of the Low-Income Home Energy Assistance Program (LIHEAP), Solar Program, and Housing and Community Development (HCD) funded Home Repair Programs

FY 10-11
28

FY 11-12
28

HEAD START/EARLY HEAD START

- Provides a comprehensive child development program for children (newborn to five years of age) from low-income families

FY 10-11
478

FY 11-12
78

GREATER MIAMI SERVICE CORPS

- Administers and operates the National Urban Corps for Greater Miami, which involves young adults (ages 18-23) in the physical and social needs of their community through volunteerism and community service, while providing them with structured meaningful work experience and comprehensive educational opportunities

FY 10-11
16

FY 11-12
11

SELF HELP DIVISION

- Provides services through the CSBG to assist low-income families and communities toward self-sufficiency, including family and community development, the Utility Assistance Program of LIHEAP, information referral, computer training, teen parent assistance, emergency assistance, youth intervention, job training and placement, and the Fathers Program; provides transportation services; and provides staff support to 16 Community Advisory Committees (CAC)

FY 10-11
101

FY 11-12
99

COMMUNITY INFORMATION AND OUTREACH

Attachment B

DIRECTOR

- Provides overall leadership, direction, and coordination of departmental operations; establishes departmental policies and procedures

FY 10-11
3

FY 11-12
3

311 ANSWER CENTER OPERATIONS & OUTREACH

- Manages the day-to-day operations of the 311 Answer Center, which provides centralized access to government information and service requests; maintains a comprehensive knowledgebase of government information and services through real-time updates; and provides training to call center staff and applies quality assurance measures to improve service delivery

FY 10-11
132

FY 11-12
127

MIAMI-DADE TELEVISION

- Provides gavel-to-gavel television coverage and webcasting of all BCC meetings; produces original programming; provides chambers support for non-broadcast meetings

FY 10-11
15

FY 11-12
11

eGOV SOLUTIONS

- Develops and maintains the portal, self-service and citizen engagement tools, portal search, ServiceStat, alerts and Reverse311, smartphone and mobile applications, and the employee eNet portal

FY 10-11
10

FY 11-12
9

ADMINISTRATIVE SUPPORT SERVICES

- Directs all personnel, procurement, contract management, and budgeting functions; oversees all fiscal activities, internal controls, and performance reporting

FY 10-11
8

FY 11-12
4

DESIGN, ADVERTISING, AND TRANSLATIONS

- Provides translation, interpretation, photography and full service graphic design; coordinates media spending that includes Departmental and enterprise marketing and promotional activities

FY 10-11
13

FY 11-12
11

ONLINE SERVICES/DIGITAL SOLUTIONS

- Manages the web portal and departmental website content; provides enterprise internal and external communication; provides multi-media and public education services; manages online survey tools

FY 10-11
17

FY 11-12
17

CONSUMER SERVICES

OFFICE OF THE DIRECTOR

- Provides overall leadership, direction, administration, and coordination of departmental operations including personnel, finance, information technology, purchasing, public information, and collections

FY 10-11
11

FY 11-12
10

CONSUMER PROTECTION

- Licenses and regulates locksmith, towing, motor vehicle repair, moving, vehicle immobilization, motor vehicle title loan, and water re-metering industries; mediates consumer complaints; enforces consumer protection laws; registers telecommunication providers and issues domestic partnership certificates

FY 10-11
36

FY 11-12
33

PASSENGER TRANSPORTATION REGULATION

- Regulates the for-hire industry and private/public ambulance providers; assures compliance with code requirements relating to ambulance service, non-emergency medical transportation, taxicabs, limousines, passenger motor carriers including jitneys, and Special Transportation Services (STS) carriers; performs vehicle inspections including private school buses; and conducts chauffeur training

FY 10-11
46

FY 11-12
45

COOPERATIVE EXTENSION

- Provides education in commercial agriculture, home gardening, marine science, consumer and family science, resource management, family health, entrepreneurship, and 4-H youth opportunities

FY 10-11
19

FY 11-12
17

AGRICULTURAL MANAGER

- Promotes the importance and benefits of the agricultural industry, and conserves farmlands through the administration of the Purchase Development Rights program; develops and implements marketing strategies to retain and expand the agricultural industry

FY 10-11
2

FY 11-12
1

CORRECTIONS AND REHABILITATION

MDCR OFFICE OF THE DIRECTOR

- Formulates all departmental policies and provides overall direction and coordination of department activities relating to the booking, release, classification and incarceration of individuals arrested in Miami-Dade County. Oversees the Professional Compliance Division (Internal Affairs, Accreditation and Inspection, and Security Operations), Medical Services and the Legal Unit

FY 10-11
79

FY 11-12
79

CUSTODY SERVICES

- Provides for the care, custody and control of inmates incarcerated within five detention facilities. Responsible for all inmate intake, classification and release functions. Inmates are classified as adult male and female felons, male and female juveniles, mentally ill male and female inmates, and male and female misdemeanants

FY 10-11
1,765

FY 11-12
2,134

MANAGEMENT SERVICES AND TRAINING

- Supports all administrative requirements of the Department, to include direct employee services and regulatory requirements; this includes budget and finance, personnel management, training, basic training academy, policy and planning, procurement, and legislative issues

FY 10-11
145

FY 11-12
145

SUPPORT SERVICES

- Includes Custody Support Services, Physical Plant Maintenance, Alternatives to Incarceration, and Inmate Programs. Provides court services, inmate transportation and hospital services, food services, facilities management, information systems, pretrial release, materials management, monitored release (house arrest), construction management (capital projects) and community affairs

FY 10-11
901

FY 11-12
619

COUNTY ATTORNEY'S OFFICE

Attachment B

BOARD OF COUNTY COMMISSIONERS

COUNTY ATTORNEY'S OFFICE

- Provides legal representation to the BCC, Mayor, Public Health Trust, various County boards, County Manager, and all County departments and agencies

FY 10-11
134

FY 11-12
119

Cultural Affairs

ADMINISTRATION

- Oversees all departmental activities, in coordination with the Cultural Affairs Council and the Art in Public Places Trust; provides administrative oversight over grants and programs

FY 10-11
22

FY 11-12
22

GRANTS AND PROGRAMS *

- Provides integrated investments and technical assistance to the cultural industry, and makes cultural activities more accessible for residents and visitors

FY 10-11
0

FY 11-12
0

SOUTH MIAMI-DADE CULTURAL ARTS CENTER

- Manages, operates, programs and markets this multidisciplinary arts center, showcasing the performing arts

FY 10-11
8

FY 11-12
8

ART IN PUBLIC PLACES

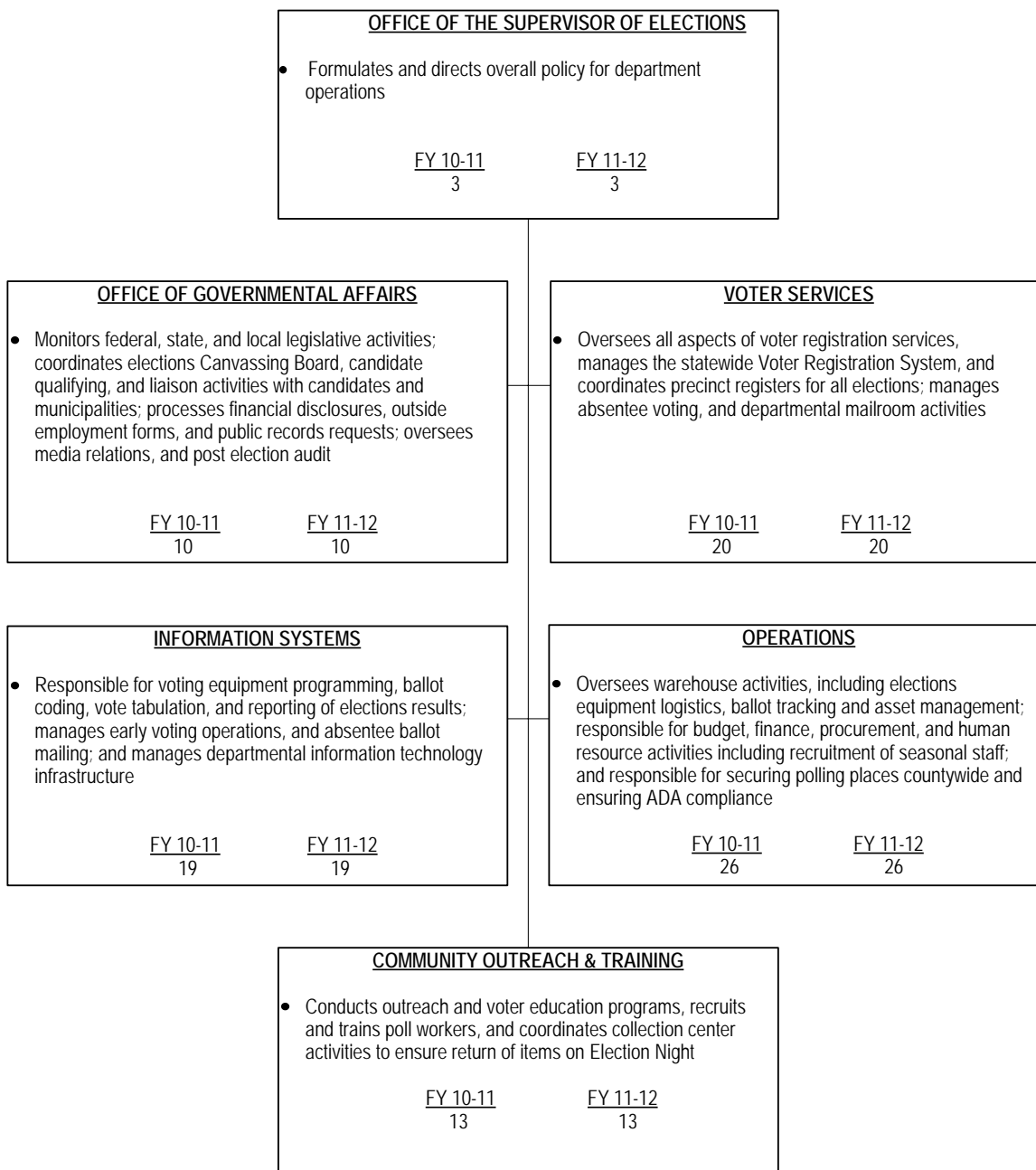
- Improves the quality of public buildings and civic spaces throughout Miami-Dade County with public art

FY 10-11
4

FY 11-12
4

* Grants and programs staff are reflected in Administration

ELECTIONS



| |
|---|
| OFFICE OF ECONOMIC DEVELOPMENT AND INTERNATIONAL TRADE |
|---|

| |
|---|
| <u>ECONOMIC DEVELOPMENT AND INTERNATIONAL TRADE</u> |
|---|

- | |
|--|
| <ul style="list-style-type: none">• Represents and promotes Miami-Dade County as a Global Gateway and a platform for trade; provides overall direction and coordination of activities related to increasing international trade and economic development for the County; fosters international relations with members of the Consular Corps and with visiting foreign dignitaries; provides Economic Policy Coordination; and administers the Sister Cities, Qualified Target Industry, and Targeted Jobs Incentive Fund programs; represents and promotes Miami-Dade County to the global film and entertainment production industry; administers the film permit process |
|--|

| |
|-----------------------|
| <u>FY 10-11</u> 14 |
|-----------------------|

| |
|-----------------------|
| <u>FY 11-12</u> 16 |
|-----------------------|

EMERGENCY MANAGEMENT

EMERGENCY MANAGEMENT

- Provides overall leadership, management, and coordination of the Department; manages the County's emergency operations; plans, coordinates, and implements disaster preparedness, response, recovery, and mitigation programs

FY 10-11
20

FY 11-12
15

OFFICE OF THE DIRECTOR

- Oversees technical, professional, and management personnel engaged in the provisioning of IT resources and services; oversees and implements the County's cyber-security policies; performs Chief Information Officer (CIO) functions; oversees shared services development

FY 10-11
11

FY 11-12
11

ENTERPRISE APPLICATION SERVICES

- Provides multi-platform countywide and departmental automated application systems

FY 10-11
145

FY 11-12
147

ENTERPRISE SOLUTIONS

- Delivers enterprise program services for 311/911, Enterprise Resource Planning (ERP), Geographic Information System (GIS), Enterprise Asset Management System (EAMS), and Electronic Data Management System (EDMS)

FY 10-11
62

FY 11-12
66

RADIO SERVICES

- Provides local and regional public safety first responders and County departments with efficient, reliable, and secure radio communications services and solutions

FY 10-11
57

FY 11-12
57

OPERATIONAL SUPPORT SERVICES

- Provides asset management, financial, and administrative support to operations through budget, accounting, and procurement offices; manages personnel activities through the human resource office

FY 10-11
28

FY 11-12
31

FIELD SERVICES

- Delivers enterprise maintenance, installations, and support for telephone systems, computer peripherals, wireless devices, and networks

FY 10-11
94

FY 11-12
92

DATA CENTER SERVICES

- Provides 24 X 7 operation, maintenance, and support of the hardware and system software (host and network operating systems software, database, middleware, and distributive systems) that run the County's multi-mainframe, multi-platform computer environment and peripheral devices (storage and print)

FY 10-11
84

FY 11-12
86

TELECOMMUNICATIONS NETWORK

- Provides Internet Protocol (IP) voice and data network services for County departments

FY 10-11
66

FY 11-12
62

ENVIRONMENTAL RESOURCE MANAGEMENT

Attachment B

OFFICE OF THE DIRECTOR

- Provides overall leadership to the Department, inter-governmental coordination, and organizational development initiatives

FY 10-11
7

FY 11-12
7

ADMINISTRATION

- Administers human resources, training and financial support

FY 10-11
21

FY 11-12
21

NATURAL RESOURCES REGULATION AND RESTORATION

- Conducts environmental resources permitting, monitoring, and restoration

FY 10-11
83

FY 11-12
82

INFORMATION TECHNOLOGY AND RECORDS MANAGEMENT

- Administers and manages information technology support and records

FY 10-11
40

FY 11-12
40

PLAN REVIEW AND DEVELOPMENT APPROVALS

- Reviews construction and development plans

FY 10-11
56

FY 11-12
56

ENVIRONMENTAL EDUCATION AND COMMUNICATION

- Conducts education and outreach

FY 10-11
11

FY 11-12
10

POLLUTION REGULATION AND ENFORCEMENT

- Regulates potential pollution sources

FY 10-11
126

FY 11-12
124

AIR QUALITY PROTECTION

- Regulates sources of pollution and monitors air quality

FY 10-11
30

FY 11-12
31

POLLUTION CONTROL

- Facilitates contaminated site remediation to ensure that County, State, and Federal environmental laws are followed

FY 10-11
59

FY 11-12
59

STORMWATER MANAGEMENT

- Administers County water management activities

FY 10-11
52

FY 11-12
52

FINANCE

OFFICE OF THE DIRECTOR

- Formulates and directs overall financial policy of the County

FY 10-11
5

FY 11-12
5

CONTROLLER

- Satisfies legal and mandated requirements; processes vendor payments and payroll; maintains County's general ledger system; and provides financial reporting

FY 10-11
89

FY 11-12
90

CASH MANAGEMENT

- Invests surplus funds in compliance with Florida Statutes, local ordinances, and investment policy

FY 10-11
7

FY 11-12
7

BOND ADMINISTRATION

- Manages the County's debt financing

FY 10-11
8

FY 11-12
8

TAX COLLECTOR

- Administers state laws, local ordinances, and policies pertaining to the collection and distribution of current and delinquent County and municipal ad valorem taxes, non-ad valorem assessments, improvement liens, local business tax receipts, waste fees, excise utility taxes, convention and tourist development taxes, and license fees (auto, boat, hunting, and fishing); and collection of delinquent accounts for various County departments

FY 10-11
176

FY 11-12
186

OFFICE OF THE FIRE CHIEF

- Provides leadership and direction; establishes long-term vision for fire rescue services; formulates departmental policy; provides planning, research, accreditation and quality management for the department

FY 10-11
16

FY 11-12
9

TECHNICAL/SUPPORT SERVICES

- Provides state and federally mandated minimum standard, career development, and advanced firefighting training, and oversees new program development; provides fire prevention and public education programs; directs fire prevention and building and alarm inspections; manages warehouse and supply, motor pool, and research and development activities; maintains and repairs departmental heavy equipment fleet; dispatches emergency and non-emergency calls for service and coordinates radio frequency allocations

FY 10-11
355

FY 11-12
335

SUPPRESSION AND RESCUE

- Provides fire suppression services, ground and air rescue transport, and medical services to the public; performs specialized protection services such as hazardous materials, water rescue, marine firefighting, and technical rescue training (TRT); performs building inspections, safety surveys, and firefighting and rescue demonstrations; oversees Airport and Seaport fire and rescue services and employee training activities; provides Fire Department personnel and equipment support for special events; maintains Antivenin Bank and administers the anti-venom program; oversees ocean rescue services; provides advanced emergency medical services training, certification maintenance, and hospital liaison services

FY 10-11
2,060

FY 11-12
1,958

BUDGET/PLANNING/GRANTS/FACILITIES/ADMINISTRATION

- Oversees capital project development; manages fiscal operations including capital and grants management, directs strategic and organizational planning projects; administers off-duty services; and provides facilities maintenance and construction
- Directs human resources activities; maintains medical records; functions as liaison with elected officials and County administrative offices; oversees policy and procedures development; maintains departmental records; oversees public affairs, management information and computer systems; develops recruitment programs; and oversees procurement management

FY 10-11
149

FY 11-12
112

GENERAL SERVICES ADMINISTRATION

OFFICE OF THE DIRECTOR

- Establishes departmental policies and goals and provides legislative coordination

FY 10-11
7

FY 11-12
7

FLEET MANAGEMENT

- Maintains the County's light and heavy mobile equipment fleet; provides fuel to County departments, municipalities and other governmental entities; and administers the Vehicle Replacement and Fuel Conservation Programs

FY 10-11
271

FY 11-12
270

ADMINISTRATIVE AND BUSINESS SERVICES

- Administers departmental personnel, accounting, information technology, the Fixed Assets System and budget coordination; manages parking operations, the County Store and the disposal of County surplus property; provides design, printing, and mail services

FY 10-11
104

FY 11-12
105

DESIGN AND CONSTRUCTION SERVICES

- Plans, designs, and manages new facility construction and renovations of County facilities

FY 10-11
116

FY 11-12
116

FACILITIES AND UTILITIES MANAGEMENT

- Manages and maintains County operated facilities, administers countywide security and energy performance contracts, regulates elevator equipment in Miami-Dade County, and manages utility use

FY 10-11
164

FY 11-12
173

REAL ESTATE DEVELOPMENT

- Administers Countywide joint real estate development, real property lease negotiation and management, property acquisition, and land sales

FY 10-11
22

FY 11-12
22

RISK MANAGEMENT

- Administers self-insured workers' compensation and liability programs, employee benefits, and Countywide safety and property/casualty programs

FY 10-11
113

FY 11-12
113

OFFICE OF GRANTS COORDINATION

EXECUTIVE OFFICE

- Establishes departmental policy, manages overall operations, provides leadership, and monitors resources allocated to CBOs and the Mom and Pop Small Business Grant Program; performs all departmental human resource, fiscal, budgetary, procurement, business planning, agenda coordination, and performance management functions

FY 10-11
5

FY 11-12
5

CONTRACTS AND GRANTS MANAGEMENT

- Distributes and monitors CBO allocations and contracts including Mom and Pop funding; processes and manages timely and accurate reimbursements for CBOs; administers the Edward Byrne Memorial Justice Assistance Grant (JAG); provides direct support to the Youth Crime Task Force, CBO Advisory Board, Dade-Miami Criminal Justice Council, and the Addiction Services Board (ASB)

FY 10-11
25

FY 11-12
25

RYAN WHITE PROGRAM

- Manages and administers the Ryan White HIV/AIDS Treatment Extension Act of 2009, which offers health and support services to low-income residents who are living with HIV or AIDS; provides direct support to the Miami-Dade HIV/AIDS Partnership (planning council)

FY 10-11
11

FY 11-12
11

REVENUE MAXIMIZATION

- Maximizes resources and promotes grant opportunities, including grant writing; pursues alternative funding through sponsorships and/or donations for County initiatives and projects; provides grant-related training and technical assistance

FY 10-11
5

FY 11-12
4

| |
|---------------------------------------|
| Commission on Ethics and Public Trust |
|---------------------------------------|

| | | | | | |
|--|--|-----------------|-----------------|---|---|
| <table border="1"> <tr> <td> <p><u>OFFICE OF THE EXECUTIVE DIRECTOR</u></p> <ul style="list-style-type: none"> Provides administrative support to the Ethics Commission; recommends legislative and policy initiatives that promote ethical government and accountability; reviews ethics opinions recommended by the legal unit <table> <tr> <td><u>FY 10-11</u></td> <td><u>FY 11-12</u></td> </tr> <tr> <td>3</td> <td>3</td> </tr> </table> </td> </tr> </table> | <p><u>OFFICE OF THE EXECUTIVE DIRECTOR</u></p> <ul style="list-style-type: none"> Provides administrative support to the Ethics Commission; recommends legislative and policy initiatives that promote ethical government and accountability; reviews ethics opinions recommended by the legal unit <table> <tr> <td><u>FY 10-11</u></td> <td><u>FY 11-12</u></td> </tr> <tr> <td>3</td> <td>3</td> </tr> </table> | <u>FY 10-11</u> | <u>FY 11-12</u> | 3 | 3 |
| <p><u>OFFICE OF THE EXECUTIVE DIRECTOR</u></p> <ul style="list-style-type: none"> Provides administrative support to the Ethics Commission; recommends legislative and policy initiatives that promote ethical government and accountability; reviews ethics opinions recommended by the legal unit <table> <tr> <td><u>FY 10-11</u></td> <td><u>FY 11-12</u></td> </tr> <tr> <td>3</td> <td>3</td> </tr> </table> | <u>FY 10-11</u> | <u>FY 11-12</u> | 3 | 3 | |
| <u>FY 10-11</u> | <u>FY 11-12</u> | | | | |
| 3 | 3 | | | | |

| | | | | | |
|---|---|-----------------|-----------------|---|---|
| <table border="1"> <tr> <td> <p><u>LEGAL UNIT</u></p> <ul style="list-style-type: none"> Responds to requests for advisory opinions and handles legal matters that may impact the operations of the Ethics Commission <table> <tr> <td><u>FY 10-11</u></td> <td><u>FY 11-12</u></td> </tr> <tr> <td>2</td> <td>1</td> </tr> </table> </td> </tr> </table> | <p><u>LEGAL UNIT</u></p> <ul style="list-style-type: none"> Responds to requests for advisory opinions and handles legal matters that may impact the operations of the Ethics Commission <table> <tr> <td><u>FY 10-11</u></td> <td><u>FY 11-12</u></td> </tr> <tr> <td>2</td> <td>1</td> </tr> </table> | <u>FY 10-11</u> | <u>FY 11-12</u> | 2 | 1 |
| <p><u>LEGAL UNIT</u></p> <ul style="list-style-type: none"> Responds to requests for advisory opinions and handles legal matters that may impact the operations of the Ethics Commission <table> <tr> <td><u>FY 10-11</u></td> <td><u>FY 11-12</u></td> </tr> <tr> <td>2</td> <td>1</td> </tr> </table> | <u>FY 10-11</u> | <u>FY 11-12</u> | 2 | 1 | |
| <u>FY 10-11</u> | <u>FY 11-12</u> | | | | |
| 2 | 1 | | | | |

| | | | | | |
|--|--|-----------------|-----------------|---|---|
| <table border="1"> <tr> <td> <p><u>ENFORCEMENT UNIT</u></p> <ul style="list-style-type: none"> Conducts investigations of official/employee misconduct in County and municipal governments <table> <tr> <td><u>FY 10-11</u></td> <td><u>FY 11-12</u></td> </tr> <tr> <td>8</td> <td>8</td> </tr> </table> </td> </tr> </table> | <p><u>ENFORCEMENT UNIT</u></p> <ul style="list-style-type: none"> Conducts investigations of official/employee misconduct in County and municipal governments <table> <tr> <td><u>FY 10-11</u></td> <td><u>FY 11-12</u></td> </tr> <tr> <td>8</td> <td>8</td> </tr> </table> | <u>FY 10-11</u> | <u>FY 11-12</u> | 8 | 8 |
| <p><u>ENFORCEMENT UNIT</u></p> <ul style="list-style-type: none"> Conducts investigations of official/employee misconduct in County and municipal governments <table> <tr> <td><u>FY 10-11</u></td> <td><u>FY 11-12</u></td> </tr> <tr> <td>8</td> <td>8</td> </tr> </table> | <u>FY 10-11</u> | <u>FY 11-12</u> | 8 | 8 | |
| <u>FY 10-11</u> | <u>FY 11-12</u> | | | | |
| 8 | 8 | | | | |

| | | | | | |
|--|--|-----------------|-----------------|---|---|
| <table border="1"> <tr> <td> <p><u>EDUCATIONAL AND COMMUNITY OUTREACH</u></p> <ul style="list-style-type: none"> Provides training for government officials and personnel, candidates for office, and the business community regarding ordinances under the purview of the Ethics Commission <table> <tr> <td><u>FY 10-11</u></td> <td><u>FY 11-12</u></td> </tr> <tr> <td>2</td> <td>2</td> </tr> </table> </td> </tr> </table> | <p><u>EDUCATIONAL AND COMMUNITY OUTREACH</u></p> <ul style="list-style-type: none"> Provides training for government officials and personnel, candidates for office, and the business community regarding ordinances under the purview of the Ethics Commission <table> <tr> <td><u>FY 10-11</u></td> <td><u>FY 11-12</u></td> </tr> <tr> <td>2</td> <td>2</td> </tr> </table> | <u>FY 10-11</u> | <u>FY 11-12</u> | 2 | 2 |
| <p><u>EDUCATIONAL AND COMMUNITY OUTREACH</u></p> <ul style="list-style-type: none"> Provides training for government officials and personnel, candidates for office, and the business community regarding ordinances under the purview of the Ethics Commission <table> <tr> <td><u>FY 10-11</u></td> <td><u>FY 11-12</u></td> </tr> <tr> <td>2</td> <td>2</td> </tr> </table> | <u>FY 10-11</u> | <u>FY 11-12</u> | 2 | 2 | |
| <u>FY 10-11</u> | <u>FY 11-12</u> | | | | |
| 2 | 2 | | | | |

HOMELESS TRUST**HOMELESS TRUST**

- Oversees all departmental activities including personnel and budget development; coordinates services for the homeless individuals and families throughout Miami-Dade County

FY 10-11
14

FY 11-12
14

DOMESTIC VIOLENCE OVERSIGHT BOARD (DVOB)

- Coordinates and monitors the construction process and programmatic operations of domestic violence centers in Miami-Dade County; provides administrative support to the DVOB

FY 10-11
1

FY 11-12
1

| | | | |
|---|--|--|--|
| <p style="text-align: center;"><u>OFFICE OF THE DIRECTOR</u></p> <ul style="list-style-type: none"> Provides overall leadership and oversight of departmental operations, including coordination with the Community Action Agency for the provision of back office support, and oversees financial, fiscal, and accounting controls <div style="display: flex; justify-content: space-around;"> <div style="text-align: center;"> <u>FY 10-11</u> 6 </div> <div style="text-align: center;"> <u>FY 11-12</u> 6 </div> </div> | | | |
| <p style="text-align: center;"><u>CONTRACT COMPLIANCE AND QUALITY ASSURANCE</u></p> <ul style="list-style-type: none"> Enforces the federal, state, and local program requirements and addresses audits; coordinates the update and dissemination of program requirements and conducts comprehensive compliance reviews <div style="display: flex; justify-content: space-around;"> <div style="text-align: center;"> <u>FY 10-11</u> 8 </div> <div style="text-align: center;"> <u>FY 11-12</u> 8 </div> </div> | | <p style="text-align: center;"><u>COMMUNITY AND HOUSING MANAGEMENT DIVISION</u></p> <ul style="list-style-type: none"> Administers and monitors federal, state, and local programs to promote affordable housing development, economic development, historical preservation, housing rehabilitation, capital improvements to public facilities, and public services through community based organizations, developers, and County departments <div style="display: flex; justify-content: space-around;"> <div style="text-align: center;"> <u>FY 10-11</u> 20 </div> <div style="text-align: center;"> <u>FY 11-12</u> 18 </div> </div> | |
| <p style="text-align: center;"><u>COMMUNITY PLANNING AND OUTREACH DIVISION</u></p> <ul style="list-style-type: none"> Develops policy paper, review Request For Applications (RFA) for the Community Development Block Grant, HOME Investment Partnerships, and Emergency Solutions Grants; submits Action Plan to the US Department of Housing and Urban Development; prepares the Consolidated Annual Performance and Evaluation Report (CAPER) and all environmental reviews; develops the 5 Year Consolidated Plan. Prepare and coordinate the recapture and reallocation of federal, state, and local funds <div style="display: flex; justify-content: space-around;"> <div style="text-align: center;"> <u>FY 10-11</u> 9 </div> <div style="text-align: center;"> <u>FY 11-12</u> 9 </div> </div> | | <p style="text-align: center;"><u>LOAN PROCESSING AND SERVICING DIVISION</u></p> <ul style="list-style-type: none"> Offers and services loans for home purchase and rehabilitation to low-to-moderate income families; provides construction financing that expands the inventory of affordable housing for renters and homebuyers throughout Miami-Dade County; imparts oversight of County owned Section 8 New Construction and Affordable Housing developments managed by private firms, as well as the land inventory designated to low-to-moderate income beneficiaries; provides underwriting, closing, and servicing of the total loan portfolio <div style="display: flex; justify-content: space-around;"> <div style="text-align: center;"> <u>FY 10-11</u> 29 </div> <div style="text-align: center;"> <u>FY 11-12</u> 29 </div> </div> | |

This footnote explains the difference between the TO above and the position count in the Financial Summary on the next page which was product of the reorganization that DHCD underwent in FY2010-11.

- 1) Community and Economic Development activity was divided into Community and Housing Management and Community Planning and Outreach activities
- 2) Contract Compliance and Quality Assurance activity has been defined as part of this year's reorganization. The function had been done previously throughout the Department of Housing and Community Development. As a stand alone activity, it brings a higher level of accountability for these keys functions
- 3) Federally Funded Projects activity is the same activity as Projects in the FY 2010-11 Adopted Budget. The change in name was made to clarify the funding source of the activity
- 4) Loan Processing and Servicing activity took on the administration of the SHIP and Surtax Projects as well as that of the Housing Asset Projects
- 5) SHIP and Surtax Projects activity encapsulate exclusively the funding component of the prior Housing Development activity
- 6) Housing Asset Projects activity encapsulate exclusively the funding component of the prior Special Project activity

HOUSING FINANCE AUTHORITY

HOUSING FINANCE AUTHORITY

- Alleviates the shortage of affordable residential housing available for low- to moderate-income families and individuals

FY 10-11
9

FY 11-12
6

HUMAN RIGHTS AND FAIR EMPLOYMENT PRACTICES

HUMAN RIGHTS AND FAIR EMPLOYMENT PRACTICES

- Manages and oversees all policies and practices related to equality and discrimination
- Promotes equal employment policies and practices, investigates complaints of discrimination, and facilitates conflict related mediation
- Plans and coordinates all functions to enforce the County's Anti-Discrimination Ordinance and provides professional support to the Commission on Human Rights

FY 10-11
11

FY 11-12
9

HUMAN RESOURCES

OFFICE OF THE DIRECTOR

- Formulates human resources policy; develops strategic HR programs and administers the County's employee relations systems; advises departments on personnel issues and appropriate methods of problem resolution; coordinates all recruitment and personnel issues and actions for Miami-Dade County; performs departmental personnel representative functions; and provides general administrative and strategic support, including fiscal management, budget preparation, procurement, records management, and management information systems

FY 10-11

7

FY 11-12

9

PAYROLL AND INFORMATION MANAGEMENT

- Processes payroll, leave, time and attendance transactions for all County employees; maintains central personnel and media files, including the Employee Master File and County Table of Organization; provides employment verification; processes employee tuition reimbursements and salary deductions; provides HR reporting and business intelligence; and administers various benefits programs including the Departure Incentive and Deferred Retirement Option Programs, and the Florida Retirement System

FY 10-11

50

FY 11-12

50

RECRUITMENT, TESTING, AND CAREER DEVELOPMENT*

- Assists departments in processing and selecting qualified job applicants; develops, administers, and validates recruitment methods including competitive examination programs and all related functions; processes new hires; oversees background checks and criminal history records; promotes and implements apprenticeships and internship programs; provides career counseling and information on personnel issues; administers layoff procedures; coordinates transfers, reinstatements, and interagency internal placement activities

FY 10-11

43

FY 11-12

32

LABOR MANAGEMENT AND COMPENSATION

- Plans, negotiates and administers all County collective bargaining agreements in accordance with Florida Statutes; processes, coordinates and conducts discipline appeals, classification appeals, career service grievances, performance evaluation appeals, job abandonment appeals, short-term disability leave appeals, unemployment compensation appeals, and name clearing hearings; administers the County employment physical examination and drug testing program; maintains the County leave manual; develops and administers the County's classification and pay plan

FY 10-11

6

FY 11-12

15

* The Employee Development Division was merged under Recruitment during FY 2010-11

HUMAN SERVICES

OFFICE OF THE DIRECTOR

- Formulates policies and provides overall direction and coordination of departmental functions

FY 10-11
7

FY 11-12
6

ADMINISTRATION

- Provides administrative support including personnel services, contract and financial management, and procurement; develops and maintains information systems; coordinates Board of County Commissioners agenda items; manages leases for DHS facilities

FY 10-11
24

FY 11-12
13

CHILD DEVELOPMENT SERVICES

- Administers child care services, including school readiness, inclusion and voluntary pre-kindergarten at family day care and child care centers throughout Miami-Dade County; provides community outreach services to children from infancy to 13 years of age and their families

FY 10-11
178

FY 11-12
150

REHABILITATIVE SERVICES

- Administers comprehensive treatment system for adult substance abusers in Miami-Dade County; services include prevention, central intake, and residential/outpatient services; provides specialized services for the Eleventh Judicial Circuit including assessment, evaluation, referral, and diversion

FY 10-11
63

FY 11-12
59

ELDERLY, DISABILITY, AND VETERAN SERVICES

- Provides a continuum of services for the elderly, veterans, and individuals with disabilities

FY 10-11
174

FY 11-12
164

TARGETED SERVICES

- Administers and coordinates clinical intervention services to families in distress, including shelter services for victims of domestic violence and treatment for batterers; administers vocational, employment, and support services for refugees, farm workers, migrants, youth, and families; and provides psychosocial assessments for children in Head Start

FY 10-11
97

FY 11-12
85

Office of Inspector General

Attachment B

INSPECTOR GENERAL

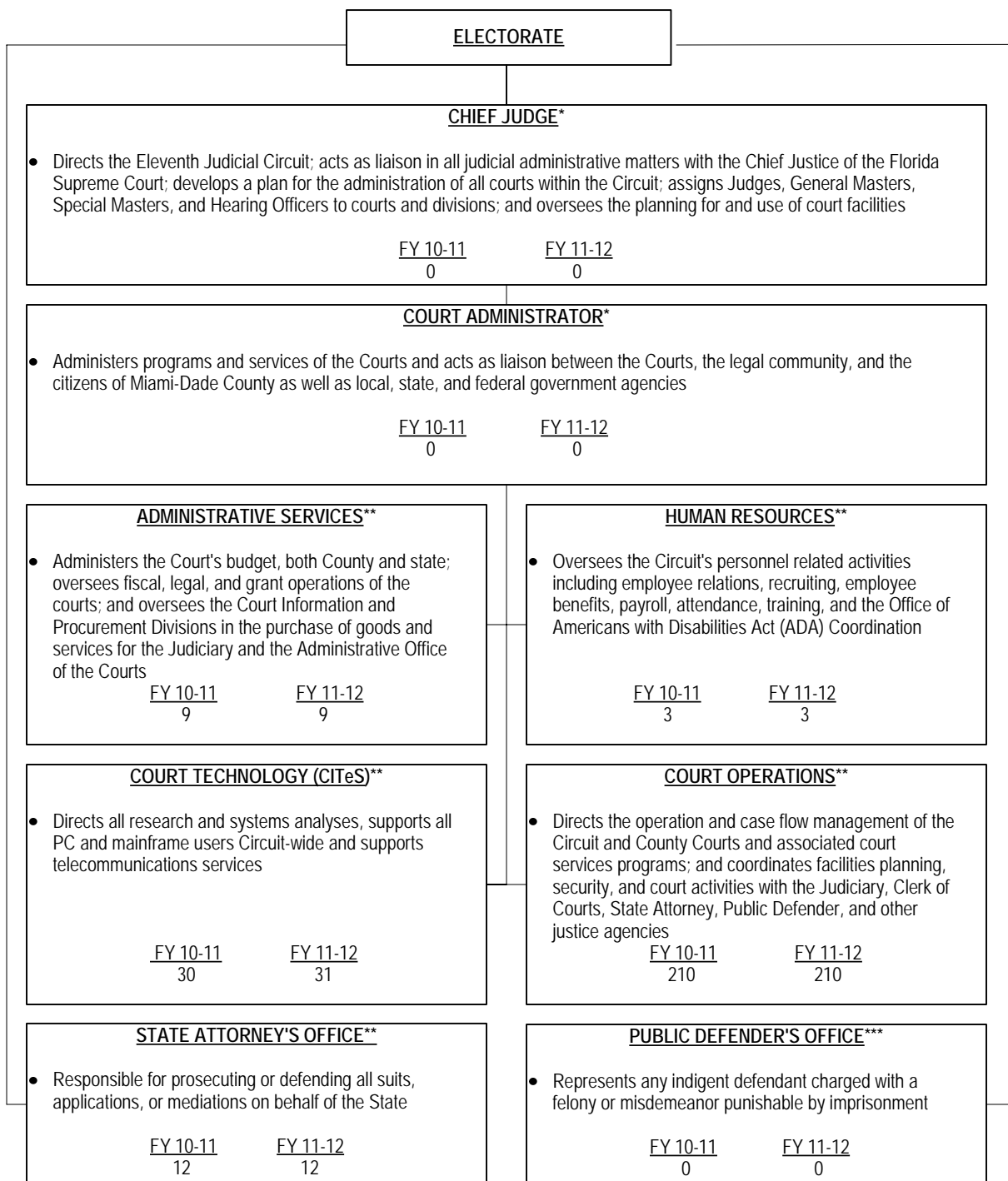
- Provides oversight to Miami-Dade County operations by investigating, auditing, and reviewing County programs, projects, and contracts to detect and prevent fraud, mismanagement, waste, and abuse; provides all professional support to these functions including publicly reporting findings; initiates civil, administrative, and criminal legal processes or makes referrals where necessary; communicates the office's accomplishments through report distribution, website communications, and public awareness initiatives

FY 10-11
38

FY 11-12
38

JUDICIAL ADMINISTRATION

Attachment B



* Positions fully funded by the State of Florida

** Positions fully funded from County fees, fines, and service charges

*** Positions partially funded from County reimbursements

JUVENILE SERVICES

OFFICE OF THE DIRECTOR

- Provides overall policy, strategy and direction for the Department in order to serve arrested and at-risk juveniles and their families

FY 10-11
11

FY 11-12
2

CARE AND CUSTODY

- Provides centralized booking services and security; assessment of substance abuse, family, and mental health issues; and training of staff

FY 10-11
41

FY 11-12
36

CLINICAL ASSESSMENT AND DIVERSION SERVICES

- Provides assessment and diversion services for juvenile offenders and at-risk youth in the community

FY 10-11
47

FY 11-12
45

OPERATIONAL SUPPORT

- Provides centralized operational support to the department, including fiscal management, facilities management, and records services

FY 10-11
1

FY 11-12
7

COMMUNITY SERVICES

- Provides public policy recommendations based on data analysis; provides outreach and violence intervention services to at-risk communities

FY 10-11
0

FY 11-12
6

GUARDIAN AD LITEM

- Protects the rights of children involved in court proceedings and advocates for their best interest

FY 10-11
7

FY 11-12
7

LIBRARY

OFFICE OF THE DIRECTOR

- Provides overall direction and coordination of departmental operations and management

FY 10-11
3

FY 11-12
3

ADMINISTRATION

- Oversees implementation of departmental policy and manages the departmental budget

FY 10-11
14

FY 11-12
14

SUPPORT SERVICES

- Processes financial transactions and personnel actions; oversees the Library's capital expansion plan; develops and prints educational and promotional materials for the Library System; manages maintenance security, fleet services, and human resources throughout the system

FY 10-11
68

FY 11-12
48

OUTREACH SERVICES

- Develops and implements special events and programs for targeted populations, such as children or patrons with difficulty accessing services at branches

FY 10-11
30

FY 11-12
24

PUBLIC SERVICE

- Provides informational and lending services to users of branch and regional facilities, programs and events to encourage literacy, library usage, and life-long learning; formulates and administers the Collection Development Policy and Materials Budget Plan for the Library System; coordinates all library automation efforts and online services, including short- and long-term technical planning, e-government, web portal initiatives, network infrastructure, network security, and all central site and remote computer equipment and applications, for staff and the general public

FY 10-11
506

FY 11-12
377

MANAGEMENT AND BUDGET

DIRECTOR'S OFFICE

- Establishes and implements departmental policy; reviews and coordinates agenda submissions; manages departmental personnel; and reviews, coordinates, and implements policy enacted by the Board of County Commissioners (BCC) and County Executive Office

FY 10-11
7

FY 11-12
6

MANAGEMENT PLANNING AND PERFORMANCE ANALYSIS

- Responsible for the implementation of the County's results-oriented government framework, which focuses on planning and accountability through performance measurement

FY 10-11
8

FY 11-12
6

MANAGEMENT AND BUDGET

- Ensures the financial viability of the County through sound financial management policies

FY 10-11
16

FY 11-12
13

COMMUNITY REDEVELOPMENT AND MUNICIPAL SERVICES

- Administers and coordinates the Miami-Dade County Tax Increment Financing (TIF) Program; oversees the activities of all Community Redevelopment Areas (CRAs) and supports Unincorporated Municipal Service Area (UMSA) CRAs; and administers and coordinates annexation/incorporation efforts

FY 10-11
3

FY 11-12
3

OFFICE OF THE MAYOR

OFFICE OF THE MAYOR

- Serves as the elected head of County government, promotes effective government, and determines policy direction to meet community needs; responsible for the management of all administrative departments and for carrying out policies adopted by the Board of County Commissioners

FY 10-11
55

FY 11-12
44

COUNTY DEPARTMENTS

MEDICAL EXAMINER**OFFICE OF THE CHIEF MEDICAL EXAMINER**

- Formulates departmental policies and provides overall direction and coordination to all bureaus; schedules appointments, court appearances, depositions, and speaking engagements

FY 10-11
9

FY 11-12
9

DEATH INVESTIGATION

- Provides statutorily mandated medicolegal death investigative services for the residents of Miami-Dade County; combines the efforts of legal and law enforcement investigations with those of medicine and science to ascertain the facts surrounding deaths, particularly the cause and manner of death, as defined in the Florida Statutes, Chapter 406

FY 10-11
59

FY 11-12
61

PUBLIC INTERMENT PROGRAM

- Supervises indigent body disposal program; ensures maintenance of County cemeteries; schedules and coordinates bureau activity with funeral homes and crematoriums

FY 10-11
1

FY 11-12
1

METROPOLITAN PLANNING ORGANIZATION**METROPOLITAN PLANNING ORGANIZATION**

- Provides overall direction to Departmental operations; administers and coordinates the MPO program

FY 10-11
17

FY 11-12
16

MIAMI-DADE ECONOMIC ADVOCACY TRUST

OFFICE OF THE PRESIDENT/CHIEF EXECUTIVE OFFICER

- Oversees programs, special initiatives, and advocacy activities, that address disparities that exist for Black residents in the areas of housing, economic development, and criminal justice

FY 10-11
3

FY 11-12
3

ADMINISTRATION

- Develops the Department's operating and capital budgets; administers grant funds; performs procurement, personnel, and accounts receivable and payable functions

FY 10-11
3

FY 11-12
3

ECONOMIC DEVELOPMENT

- Promotes economic development in the Black community for business expansion, job creation, and business relocations through advertising, promoting activities and other sales and marketing techniques; and provides support for the Urban Economic Revitalization Task Force (UERTF) Board

FY 10-11
1

FY 11-12
1

TEEN COURT

- Provides an alternative sanctioning program for first-time misdemeanor juvenile offenders

FY 10-11
14

FY 11-12
14

HOUSING ASSISTANCE PROGRAM

- Provides technical and financial assistance to provide homeownership opportunities to low- to moderate-income families

FY 10-11
3

FY 11-12
3

PARK AND RECREATION

OFFICE OF THE DIRECTOR

- Provides overall leadership and direction for departmental operations; coordinates special projects, intergovernmental affairs, marketing, public information, communications, and departmental fundraising efforts; and serves on the board of the Parks Foundation, the Miami-Dade Sports Commission, and the Zoo Oversight Board

FY 10-11
10

FY 11-12
9

ADMINISTRATION

- Provides business support for the Department including budget, finance, grant management, human resources, employee development, safety administration, procurement of commodities and services, contracts management, financial and performance auditing, strategic planning, information technology and telecommunications, and the formulation of procedures, standards, and practices

FY 10-11
52

FY 11-12
53

PARK OPERATIONS

- Coordinates operations at parks to include park security, custodial services, basic support services to patrons, rentals and programming partnerships; maintains beaches and ballfields; operates Trail Glades Range, campgrounds, tennis centers, the Tennis Tournament and community events

FY 10-11
190

FY 11-12
190

ARTS AND CULTURE

- Manages and operates the Joseph Caleb and Miami-Dade County auditoriums, African Heritage Cultural Arts Center, and the Women's Park; provides a variety of cultural arts programs including instrumental and choral music, dance, drama, manual arts and puppetry

FY 10-11
13

FY 11-12
15

PARK PROGRAMMING

- Coordinates and provides recreational programming and manages the Leisure Access Division, which provides sports and recreation activities for persons with disabilities

FY 10-11
19

FY 11-12
19

DEERING ESTATE AND ATTRACTIONS

- Manages and operates the Charles Deering Estate and Fruit and Spice Park; oversees historical preservation of facilities; manages facilities, grounds, maintenance, and security

FY 10-11
31

FY 11-12
27

PLANNING AND DEVELOPMENT

- Provides planning, project management, architectural and engineering design, and construction of capital projects; provides contract management and capital program management

FY 10-11
84

FY 11-12
77

GOLF COURSES

- Operates and manages the five County-owned golf courses: Briar Bay, Country Club of Miami, Crandon, Greynolds, and Palmetto

FY 10-11
38

FY 11-12
38

GROUNDS MAINTENANCE

- Provides grounds maintenance, landscaping services for outside contracts, natural areas management and tree maintenance

FY 10-11
201

FY 11-12
201

MARINAS

- Manages and operates the six County-owned marinas: Crandon, Haulover, Homestead Bayfront, Pelican Harbor, Black Point, and Matheson

FY 10-11
20

FY 11-12
20

FACILITY MAINTENANCE

- Provides trade services for new construction and park facilities maintenance; provides facility repair services; maintains departmental heavy and small engine equipment

FY 10-11
82

FY 11-12
82

POOLS

- Operates and maintains 13 pools; provides support to public swim patrons and group rentals

FY 10-11
6

FY 11-12
5

SPECIAL TAX DISTRICT

- Provides multi-purpose services to established Special Tax Districts; services include landscape maintenance, tree trimming, lake maintenance, fountain maintenance, irrigation, etc.

FY 10-11
80

FY 11-12
80

MIAMI-DADE ZOOLOGICAL PARK AND GARDENS (ZOO MIAMI)

- Manages and operates the zoo; conducts sales and marketing, public information, and education programs; provides for feeding and care of zoo animals; selects and displays specimens

FY 10-11
177

FY 11-12
186

PLANNING AND ZONING

Attachment B

OFFICE OF THE DIRECTOR AND ADMINISTRATION

- Provides overall direction to departmental operations and is responsible for preparing and implementing the Comprehensive Development Master Plan (CDMP) and zoning laws of Miami-Dade County; and provides information technology, geographic information, personnel, accounting, budgeting, and procurement services

FY 10-11
16

FY 11-12
16

PLANNING

- Manages the preparation, update, and interpretation of the CDMP; prepares population projections and economic, demographic, and growth alternatives for Miami-Dade County and conducts collaborative long- and short-range planning programs

FY 10-11
44

FY 11-12
41

AGENDA COORDINATION/COMMUNITY ZONING APPEALS BOARDS

- Manages the preparation, legal review, and certification of documents related to planning, zoning and development, and legislation, and Development of Regional Impact (DRI) development orders; provides support to Development Impact Committee (DIC) Executive Council and the Community Zoning Appeals Boards

FY 10-11
5

FY 11-12
5

OFFICE OF HISTORIC PRESERVATION AND ARCHAEOLOGICAL RESOURCES

- Coordinates countywide historic preservation activities and carries out requirements of Miami-Dade County's Historic Preservation ordinance; designates historic and archaeological sites; reviews proposed alterations, tax abatement, and other financial incentive applications for designated properties

FY 10-11
3

FY 11-12
3

ZONING

- Ensures all commercial, office, residential, industrial and agricultural development approvals conform to all the land use regulations in accordance with Chapter 33 of the Code of Miami-Dade County including the processing of Impact Fees

FY 10-11
42

FY 11-12
41

OFFICE OF COUNTYWIDE HEALTHCARE PLANNING

- Responsible for overall leadership of the County's health services research and plan development; represents the County on key health systems planning initiatives; guides the identification and adaptation of best practice models and develops new approaches to enhance county health systems, residents' health and access to care; develops legislation and regulations affecting health and facilitates community health system reform

FY 10-11
5

FY 11-12
5

OFFICE OF THE DIRECTOR/ADMINISTRATION

- Provides management direction and administration for departmental operations, provides legal counsel

FY 10-11
41

FY 11-12
37

SUPPORT SERVICES

- Provides communications and 911; oversees central records and property and evidence bureaus; responsible for budget, finance, procurement, personnel, grants, legislative coordination, and coordination of training activities; responsible for information systems, fleet, and facilities management; conducts false alarm investigations; responsible for Headquarters security; provides psychological services for employees; disseminates information to the media and the public; provides court security and serves writs; responsible for the drug abuse resistance education (DARE), police athletic league (PAL), and other student programs; manages the school crossing guards program

FY 10-11
1,055

FY 11-12
897

POLICE SERVICES

- Provides uniformed patrol services, responds to calls, investigates offenses, apprehends offenders, provides decentralized general investigative services, and engages in special enforcement for prevention of criminal activities; manages contracted police services with municipalities; provides specialized police functions including aviation, motorcycle, and marine; provides crowd control, hostage negotiation, canine response, bomb disposal, and critical incident response

FY 10-11
2,210

FY 11-12
2,135

INVESTIGATIVE SERVICES

- Provides centralized specialized criminal investigation of robberies, homicides, and sexual, domestic, and economic crimes; responsible for professional compliance and investigation of complaints about departmental employees; conducts public corruption investigations; responsible for homeland security; collects and disseminates criminal intelligence; conducts strategic and specialized investigations; conducts crime scene investigations; provides investigative support in the processing, safekeeping, and preservation of evidence; manages the crime laboratory; conducts crime scene investigations; provides sheriff and specialized services; processes and secures criminal warrants

FY 10-11
1,067

FY 11-12
1,052

PORT OF MIAMI

Attachment B

OFFICE OF THE DIRECTOR

- Formulates departmental policies and procedures and provides overall direction and coordination for all divisions

FY 10-11
4

FY 11-12
4

DEPUTY PORT DIRECTOR

- Responsible for day-to-day operations

FY 10-11
17

FY 11-12
14

SAFETY & SECURITY

- Responsible for the overall security planning and enforcement for the POM at the federal, state, and local levels; and operates POM badging and identification functions

FY 10-11
142

FY 11-12
137

CAPITAL DEVELOPMENT

- Develops and implements all capital related items required by the POM and performs administrative functions to include procurement and management of technology systems

FY 10-11
52

FY 11-12
31

MARITIME SERVICES

- Responsible for cargo and cruise ship operations and associated berthing and terminal management functions

FY 10-11
167

FY 11-12
156

BUSINESS INITIATIVES

- Responsible for Port trade development, advertising, and tariff development

FY 10-11
7

FY 11-12
7

FINANCE

- Responsible for all accounting activities, including cost accounting, reconciliation, accounts payable, financial statements, credit/collection, and billing

FY 10-11
28

FY 11-12
28

OFFICE OF THE DIRECTOR

- Provides executive direction and management of the daily operations of the Department; establishes departmental policy, develops and improves countywide procurement policies and procedures and serves as a strategic purchasing partner between departments and vendors

FY 10-11
5

FY 11-12
5

ADMINISTRATIVE AND FISCAL

- Responsible for departmental budget, finance, purchasing, information technology, strategic planning and reporting, and human resources; administers the County's User Access Program (UAP)

FY 10-11
10

FY 11-12
9

VENDOR SERVICES

- Manages vendor registration and outreach, Architectural & Engineering (A&E) technical certification, prequalification of firms for A&E services and the Miscellaneous Construction Contract Program (MCC), and coordinates vendor information Countywide

FY 10-11
10

FY 11-12
10

PURCHASING

- Manages the procurement of goods and services purchased through bids, requests for proposals, and other solicitation instruments, including Countywide IT procurements

FY 10-11
67

FY 11-12
67

OFFICE OF THE PROPERTY APPRAISER

Attachment B

OFFICE OF THE PROPERTY APPRAISER*

- Oversees office budget, personnel, and the production of an annual assessment roll within Florida Department of Revenue (DOR) parameters; and acts as liaison with taxing authorities, municipalities, and DOR

FY 10-11
13

FY 11-12
14

PUBLIC SERVICE

- Disseminates property assessment information using the Office's website, office counter assistance, e-mail, public presentations through various media, and the 311 Answer Center

FY 11-12
14

FY 11-12
14

INFORMATION SERVICES

- Maintains all electronic property record files, monitors changes made to those files, and maintains various computer hardware devices and software utilized by the Office

FY 10-11
18

FY 11-12
20

EXEMPTIONS

- Receives, verifies, and qualifies or disqualifies all applications for statutory exemptions and performs investigations on potentially illegal exemptions

FY 10-11
25

FY 11-12
25

PERSONAL PROPERTY

- Gathers and evaluates data regarding all tangible personal property located within Miami-Dade County; conducts field inspections and taxpayer return verifications in the annual valuation process

FY 10-11
43

FY 11-12
40

VALUE ADJUSTMENT BOARD APPEALS AND LEGAL

- Responsible for the analysis, preparation, and defense of assessment values before the Value Adjustment Board and District Court

FY 10-11
81

FY 11-12
83

REAL ESTATE

- Gathers and evaluates data regarding all real property located within Miami-Dade County; utilizes recognized appraisal techniques in the annual valuation process

FY 10-11
177

FY 11-12
175

* Administrative Services positions are reflected within the Office of the Property Appraiser

Miami-Dade Public Housing Agency

OFFICE OF THE EXECUTIVE DIRECTOR

- Provides direction, communication, and coordination of federal and local housing programs to assist extremely low- to moderate-income families and the elderly and disabled; provides management supervision for agency divisions and offices including the Applicant Leasing Center; interacts with public and private stakeholders to ensure attainment of MDPHA's goals and objectives

FY 10-11
32

FY 11-12
33

ADMINISTRATION

- Conducts audits for compliance with US HUD and departmental regulations; oversees administrative functions, including human resources, technical services, procurement, and investigations regarding fair housing complaints; and handles reasonable accommodation requests for tenants and applicants

FY 10-11
33

FY 11-12
32

FINANCE AND ACCOUNTING

- Provides financial support to the Agency and ensures that federal and County requirements are met; oversees budgeting, accounting, financial reporting, accounts payable, and revenue management

FY 10-11
34

FY 11-12
30

CONTRACT ADMINISTRATION

- Administers special Section 8 programs, including Moderate Rehabilitation, Shelter Plus Care, and Single Room Occupancy; and monitors the private contractor for the Housing Choice Voucher Program

FY 10-11
17

FY 11-12
18

FACILITIES AND DEVELOPMENT

- Manages the overall capital improvement and development of quality housing projects, including the HOPE VI revitalization project, American Recovery and Reinvestment Act (ARRA) projects, and Building Better Community General Obligation Bond projects

FY 10-11
10

FY 11-12
13

ASSET MANAGEMENT

- Provides decent, safe, affordable housing for the MDPHA residents; manages the public housing portfolio, which includes over 9,000 units of housing; administers the Substantial Rehabilitation and the New Construction programs

FY 10-11
275

FY 11-12
275

OFFICE OF THE DIRECTOR

- Provides overall leadership and direction for operations and legislative coordination

FY 10-11
10

FY 11-12
9

TRAFFIC SIGNALS AND SIGNS

- Provides installation, maintenance, and repair of traffic related signs, traffic and pedestrian signals, and school flashers and signs countywide

FY 10-11
115

FY 11-12
107

**RIGHT-OF-WAY ASSETS
AND AESTHETICS MANAGEMENT
AND MOSQUITO CONTROL**

- Manages roadside and median maintenance, as well as tree health and fertilization, and administers the County mosquito control program

FY 10-11
50

FY 11-12
49

ADMINISTRATION

- Manages finance and budget; provides personnel and central services; and administers the Department's information technology systems

FY 10-11
33

FY 11-12
33

TRAFFIC ENGINEERING

- Administers traffic engineering functions for the County

FY 10-11
38

FY 11-12
35

CAUSEWAYS

- Manages the Venetian and Rickenbacker Causeway system

FY 10-11
65

FY 11-12
64

**PEOPLE'S TRANSPORTATION PLAN
(PTP)**

- Plans and coordinates all PTP related functions within the Department

FY 10-11
56

FY 11-12
52

HIGHWAY AND ENGINEERING

- Administers and coordinates all consultant design contracts for major highway and bridge improvements

FY 10-11
21

FY 11-12
24

**STORMWATER UTILITY
CANALS AND DRAINS**

- Provides countywide chemical and mechanical cleaning and overall maintenance of the secondary canal system

FY 10-11
152

FY 11-12
148

LAND DEVELOPMENT

- Reviews and processes tentative and final plans for subdivisions and improvements on public right-of-way properties

FY 10-11
9

FY 11-12
5

ROAD AND BRIDGE MAINTENANCE

- Provides overall road and bridge maintenance, including Neighborhood Enhancement Action Teams (NEAT)

FY 10-11
93

FY 11-12
91

CONSTRUCTION

- Provides engineering technical support to other divisions within Public Works as well as other County departments

FY 10-11
131

FY 11-12
106

BBC GOB PROGRAM

- Directs activities related to the Building Better Communities General Obligation Bond (BBC GOB) program

FY 10-11
9

FY 11-12
8

RIGHT OF WAY

- Administers land acquisition services

FY 10-11
69

FY 11-12
66

**SPECIAL TAXING DISTRICTS
ADMINISTRATION**

- Creates special taxing districts for street lighting, security, and landscape beautification

FY 10-11
26

FY 11-12
26

SMALL BUSINESS DEVELOPMENT

OFFICE OF THE DIRECTOR

- Provides departmental policy and direction; coordinates the County's selection committee process; and provides staff support for the Living Wage Commission, Small Business Enterprise (SBE) and Community Small Business Enterprise (CSBE) Advisory Boards

FY 10-11
3

FY 11-12
3

BUSINESS OPPORTUNITY SERVICES

- Analyzes construction, architecture and engineering, goods and services projects for small business program and workforce goals; analyzes bid/proposal documents; disseminates program requirements at pre-bid and pre-proposal conferences; reviews projects to identify opportunities for small business enterprise participation; coordinates and administers the County's debarment process; conducts compliance and administrative appeals, administers the County's Anti-Discrimination ordinance to prevent discrimination in contracting, procurement, bonding, and the financial services industries; administers bonding and financial assistance, management, and technical assistance programs; monitors and reports Countywide usage of Micro-Enterprises; supports Review Committee

FY 10-11
21

FY 11-12
19

ADMINISTRATION AND FINANCIAL MANAGEMENT

- Coordinates departmental budget, personnel, procurement, accounting, inventory control, telecommunications, and management information services; provides quarterly, annual, and ad hoc reports; tracks and monitors all County change orders in accordance with Resolution R-754-97; coordinates departmental in-service training and special assignments

FY 10-11
4

FY 11-12
3

CONTRACT MONITORING AND COMPLIANCE

- Administers and enforces Responsible Wages and Benefits and Living Wage ordinance requirements; administers and enforces compliance with small business programs; coordinates and mediates dispute resolutions for small businesses; conducts comprehensive compliance reviews; coordinates the update and dissemination of trade union wage schedules for all County-funded construction projects; disseminates program requirements at pre-bid and pre-construction meetings

FY 10-11
8

FY 11-12
8

SOLID WASTE MANAGEMENT

Attachment B

OFFICE OF THE DIRECTOR

- Formulates departmental policy and provides overall direction and coordination of departmental operations and management

FY 10-11
8

FY 11-12
7

COLLECTION OPERATIONS

- Provides residential and commercial garbage and trash collection; operates the neighborhood Trash and Recycling Centers; and provides bulky waste pick-ups and illegal dumping removal

FY 10-11
575

FY 11-12
583

DISPOSAL OPERATIONS

- Disposes of all waste that enters the system and maintains disposal capacity; manages three regional transfer stations, the North and South Dade Landfills, and the Resources Recovery ashfill

FY 10-11
273

FY 11-12
272

ADMINISTRATION

- Implements departmental policy and provides overall direction on personnel, finance, budget, planning, procurement, information systems, media, outreach, and customer service department-wide; administers the curbside recycling program

FY 10-11
97

FY 11-12
91

ENVIRONMENTAL AND TECHNICAL SERVICES

- Maintains capital infrastructure, environmental compliance, fleet, landfills, and the Resources Recovery contract

FY 10-11
44

FY 11-12
44

OFFICE OF SUSTAINABILITY

OFFICE OF SUSTAINABILITY

- Coordinates and formulates goals, policies, and initiatives for the County's sustainability, energy, and climate programs

FY 10-11
6

FY 11-12
5

MIAMI DADE TRANSIT DEPARTMENT

Attachment B

OFFICE OF THE DIRECTOR

- Implements policy and establishes direction for all aspects of the organization

FY 10-11
10

FY 11-12
9

OPERATIONAL SUPPORT

- Provides administrative and logistical support for department operations
- Administers customer service functions for citizens that use public transportation services

FY 10-11
495

FY 11-12
497

METROBUS

- Manages operations and maintenance for bus service

FY 10-11
2,019

FY 11-12
2,017

METROMOVER

- Administers Metromover service throughout the Downtown perimeter

FY 10-11
69

FY 11-12
69

METRORAIL

- Manages rail maintenance and operations along 24.6 mile corridor

FY 10-11
426

FY 11-12
472

PARATRANSIT

- Provides administrative support for Special Transportation Services (STS)

FY 10-11
30

FY 11-12
34

ENGINEERING

- Provides project management for capital improvement program and performs transportation system analysis

FY 10-11
150

FY 11-12
137

VIZCAYA MUSEUM AND GARDENS

Attachment B

DIRECTOR

- Establishes and implements departmental policy in conjunction with Vizcaya Museum and Gardens Trust (VMGT); provides management direction and administration to museum operations

FY 10-11
6

FY 11-12
6

FINANCE AND ADMINISTRATION

- Manages financial, budgetary, and procurement activities; manages facilities, garden and grounds maintenance, and security services

FY 10-11
30

FY 11-12
30

LEARNING

- Oversees interpretive efforts for the public including developing and coordinating programs, materials and tours for visitors of all ages; recruiting, training, and managing volunteer guides and school program guides; and developing collaborative partnerships with other County and local organizations

FY 10-11
3

FY 11-12
3

ADVANCEMENT

- Responsible for Museum-sponsored fundraising efforts; works closely with staff, volunteers, and the Vizcayans; manages the Museum's marketing and facilities rental programs

FY 10-11
4

FY 11-12
4

COLLECTIONS & CURATORIAL AFFAIRS

- Responsible for care of historic artifacts and architectural features in buildings and on grounds; manages and tracks collections; oversees Contemporary Arts Project installations, research and interpretation of collections; manages and maintains archives; oversees restoration treatment of historic artifacts and architectural elements

FY 10-11
4

FY 11-12
4

WATER AND SEWER

Attachment B

OFFICE OF THE DIRECTOR

- Formulates and establishes departmental policy and directs overall operations

FY 10-11
39

FY 11-12
40

WASTEWATER COLLECTION AND TREATMENT

- Operates and maintains the wastewater treatment plants and pump stations

FY 10-11
894

FY 11-12
890

WATER PRODUCTION AND DISTRIBUTION

- Operates and maintains the water treatment plants and water pumping stations

FY 10-11
677

FY 11-12
675

SUPPORT SERVICES AND MAINTENANCE

- Oversees department-wide personnel, information technology, security, contract management, and budget coordination

FY 10-11
321

FY 11-12
334

ENGINEERING AND CONSTRUCTION

- Directs design activities and coordinates construction activities

FY 10-11
232

FY 11-12
224

FINANCE AND CUSTOMER SERVICE

- Directs the financial and customer service functions, including the communication center

FY 10-11
415

FY 11-12
417

REGULATORY COMPLIANCE, QUALITY ASSURANCE AND PRIORITY CAPITAL PROJECTS

- Plans water and wastewater system to comply with State and Federal agreements, and provides quality assurance for the Department's Capital Improvement Plan

FY 10-11
46

FY 11-12
44

FY 2011-12 CBO Continuation Funding By Name

| | | | | | RFP | | Continuation Funding | |
|---|--|-------------------------------------|------------------|---------------------------|------------------------|---------------------------------|-----------------------------|----------------|
| NAME OF PROPOSING ORGANIZATION | PROGRAM NAME / ACTIVITY TITLE | CATEGORY | AMOUNT REQUESTED | PRIOR YEAR FUNDING AMOUNT | RFP AMOUNT RECOMMENDED | Proposed FY 2011-12 by Category | PROPOSED FUNDING FY 2011-12 | FUNDING AMOUNT |
| Abilities, Inc. of Florida | Successful Transitions | Children & Adults with Disabilities | \$ 296,350 | \$ - | \$ 168,919 | \$ 168,919 | \$ - | \$ - |
| Abstinence Between Strong Teens International, Inc. | Closing the Gap | Children, Youth, & Families | \$ - | \$ 24,395 | \$ - | \$ - | \$ 24,395 | \$ 24,395 |
| Abstinence Between Strong Teens International, Inc. | Closing the Gap | N/A | \$ - | \$ - | \$ - | \$ - | \$ - | \$ - |
| Abundant Living Citi Church, Inc. | Citi Resource Center | Basic Needs | \$ 135,922 | \$ - | \$ 45,883 | \$ 45,883 | \$ - | \$ - |
| Abundant Living Citi Church, Inc. | 180 Youth Program | Children, Youth, & Families | \$ 75,837 | \$ - | \$ - | \$ - | \$ - | \$ - |
| Abundant Living Citi Church, Inc. | P.H.R.E.S.H.! | Children, Youth, & Families | \$ 102,079 | \$ - | \$ - | \$ - | \$ - | \$ - |
| Abundant Living Citi Church, Inc. | City Learning Center | Workforce Development | \$ 38,782 | \$ - | \$ 14,930 | \$ 7,465 | \$ - | \$ - |
| Abundant Living City Church, Inc. | Citi Bistro | Workforce Development | \$ 92,906 | \$ - | \$ - | \$ - | \$ - | \$ - |
| Action Community Center, Inc. | Transportation Services for Elderly and Handicapped | Elder Needs | \$ 40,000 | \$ 39,200 | \$ - | \$ - | \$ 39,200 | \$ 39,200 |
| Adgam, Inc. | Parenting Services/ Child Neglect | Children, Youth, & Families | \$ 50,000 | \$ - | \$ - | \$ - | \$ - | \$ - |
| Adgam, Inc. | Substance Abuse Prevention & Intervention | Children, Youth, & Families | \$ - | \$ 11,900 | \$ - | \$ - | \$ 11,900 | \$ 11,900 |
| Adgam, Inc. | Family Empowerment Program | Criminal Justice | \$ 136,800 | \$ 56,525 | \$ - | \$ - | \$ 56,525 | \$ 56,525 |
| Adgam, Inc. | SAMS | Criminal Justice | \$ 225,000 | \$ - | \$ - | \$ - | \$ - | \$ - |
| Adgam, Inc. | HIV/AIDS Prevention | Health | \$ 58,000 | \$ 14,875 | \$ - | \$ - | \$ 7,438 | \$ 7,438 |
| Adgam, Inc. | HIV/AIDS Risk Reduction | Health | \$ - | \$ 26,775 | \$ - | \$ - | \$ 13,388 | \$ 13,388 |
| Adgam, Inc. | Access to Academic & Vocational Training | Immigrants/New Entrants | \$ 53,000 | \$ - | \$ - | \$ - | \$ - | \$ - |
| Adgam, Inc. | HIV/AIDS Risk Reduction | N/A | \$ - | \$ - | \$ - | \$ - | \$ - | \$ - |
| Adgam, Inc. | Substance Abuse Prevention & Intervention | N/A | \$ - | \$ - | \$ - | \$ - | \$ - | \$ - |
| Adults Mankind Organization, Inc. | Youth CAP | Children, Youth, & Families | \$ 86,670 | \$ 163,625 | \$ - | \$ - | \$ 163,625 | \$ 163,625 |
| Adults Mankind Organization, Inc. | RET Resource Room | Immigrants/New Entrants | \$ 43,766 | \$ 8,925 | \$ - | \$ - | \$ 4,463 | \$ 4,463 |
| Adults Mankind Organization, Inc. | Employment Services | Workforce Development | \$ 384,564 | \$ 89,250 | \$ - | \$ - | \$ 44,625 | \$ 44,625 |
| AID AMERICA, Inc. | "Think Life" Day Training Program | Children & Adults with Disabilities | \$ 333,498 | \$ - | \$ - | \$ - | \$ - | \$ - |
| AIDS Healthcare Foundation | Men's Wellness Center | Health | \$ 13,868 | \$ - | \$ - | \$ - | \$ - | \$ - |
| AIDS Healthcare Foundation | Mobile Testing Unit | Health | \$ 85,423 | \$ - | \$ 41,003 | \$ 20,502 | \$ - | \$ - |
| AIDS Healthcare Foundation | Out of the Closet Storefront Testing Site | Health | \$ 89,469 | \$ - | \$ - | \$ - | \$ - | \$ - |
| ALERT Health, Inc. | Preventive Health Home | Health | \$ 410,514 | \$ - | \$ - | \$ - | \$ - | \$ - |
| Alhambra Heights Residential Force Inc. | School Readiness, Academic Performance Improvement Services | Children, Youth, & Families | \$ 130,720 | \$ 14,875 | \$ - | \$ - | \$ 14,875 | \$ 14,875 |
| Alhambra Heights Residential Force, Inc. | Summer Program | Children, Youth, & Families | \$ 72,000 | \$ - | \$ - | \$ - | \$ - | \$ - |
| Allapattah Community Action, Inc. | Congregate Meals | Elder Needs | \$ 42,500 | \$ 51,000 | \$ 27,119 | \$ 27,119 | \$ 51,000 | \$ 51,000 |
| Allapattah Community Action, Inc. | Homebound Meals | Elder Needs | \$ 51,000 | \$ 42,500 | \$ - | \$ - | \$ 42,500 | \$ 42,500 |
| Alliance for Aging, Inc. | Local Funding Match | Elder Needs | \$ - | \$ 167,344 | \$ - | \$ - | \$ 167,344 | \$ 167,344 |
| Alliance for Musical Arts Productions, Inc. | Family Initiative | Children, Youth, & Families | \$ 162,000 | \$ 5,950 | \$ - | \$ - | \$ 5,950 | \$ 5,950 |
| Alzheimer's Disease and Related Disorder Association, Southeast Florida Chapter, Inc. | 2011 Regional Education Conference to Educate the Community on Dementia, Specific Health Literacy and How to Access Dementia Specific Services | Health | \$ 25,000 | \$ - | \$ - | \$ - | \$ - | \$ - |
| American Children's Orchestras for Peace, Inc. | American Children's Orchestras | Children, Youth, & Families | \$ 344,845 | \$ - | \$ - | \$ - | \$ - | \$ - |
| American Diabetes Association | Live Empowered | Health | \$ 45,000 | \$ - | \$ - | \$ - | \$ - | \$ - |
| American Diabetes Association | Por Tu Familia | Health | \$ 44,000 | \$ - | \$ - | \$ - | \$ - | \$ - |
| American Diabetes Association | Stop Diabetes | Other | \$ 103,750 | \$ - | \$ - | \$ - | \$ - | \$ - |
| American Fraternity Inc. | Helping Hands | Basic Needs | \$ 250,000 | \$ - | \$ 84,392 | \$ 84,392 | \$ - | \$ - |
| American Fraternity Inc. | Building A Bright Future | Children, Youth, & Families | \$ 80,000 | \$ - | \$ - | \$ - | \$ - | \$ - |
| American Fraternity Inc. | Immigration Services | Immigrants/New Entrants | \$ 120,000 | \$ 48,475 | \$ - | \$ - | \$ 24,238 | \$ 24,238 |
| American Fraternity Inc. | Social Services for the Immigration Services | Immigrants/New Entrants | \$ - | \$ 31,500 | \$ - | \$ - | \$ 15,750 | \$ 15,750 |
| American Fraternity Inc. | Social Services for the Immigration Services | N/A | \$ - | \$ - | \$ - | \$ - | \$ - | \$ - |
| * American Red Cross Greater Miami & The Keys | Emergency Services | Basic Needs | \$ - | \$ - | \$ - | \$ - | \$ - | \$ 148,750 |
| American Red Cross Greater Miami & The Keys | Emergency Services | Other | \$ 250,000 | \$ 148,750 | \$ 23,498 | \$ 11,749 | \$ - | \$ - |
| Amigos Together For Kids, Inc. DBA Amigos For Kids | Amigos For Kids Out of School Program | Children, Youth, & Families | \$ 286,747 | \$ 52,500 | \$ 90,421 | \$ 90,421 | \$ 52,500 | \$ 52,500 |
| Amigos Together For Kids, Inc. DBA Amigos For Kids | Amigos Strengthens Families and Communities | Other | \$ 155,185 | \$ - | \$ 23,498 | \$ 11,749 | \$ - | \$ - |
| Antioch Carol City Community Development Corp. | Antioch Summer Camp / After-care | Children, Youth, & Families | \$ 174,894 | \$ - | \$ - | \$ - | \$ - | \$ - |
| Art Works For Us, Inc. | Therapeutic Dance and Music Program | Children, Youth, & Families | \$ 10,000 | \$ 5,250 | \$ - | \$ - | \$ 5,250 | \$ 5,250 |
| Artz-N-The Hood, Inc. | Kidz @ Play Art Education Program | Children, Youth, & Families | \$ 14,797 | \$ 11,900 | \$ - | \$ - | \$ 11,900 | \$ 11,900 |
| Ascension Community Development Corporation, Inc. | Fathers and Mothers Inspiring Leading Youth (FAMILY) | Children, Youth, & Families | \$ 54,500 | \$ - | \$ - | \$ - | \$ - | \$ - |
| Ascension Community Development Corporation, Inc. | Elder Home Repair | Elder Needs | \$ 141,431 | \$ - | \$ - | \$ - | \$ - | \$ - |
| Ascension Community Development Corporation, Inc. | Ascension Health Education Leadership Program (Ascension HELP) | Health | \$ 108,264 | \$ - | \$ - | \$ - | \$ - | \$ - |
| Aspira of Florida, Inc. | Academic Support | Children, Youth, & Families | \$ - | \$ 47,600 | \$ - | \$ - | \$ 47,600 | \$ 47,600 |
| * Aspira of Florida, Inc. | Parent Child Literacy Intervention Program (PCLIP) | Children, Youth, & Families | \$ - | \$ 38,675 | \$ - | \$ - | \$ 19,338 | \$ 38,675 |
| Aspira of Florida, Inc. | Stay in School Program | Children, Youth, & Families | \$ - | \$ 46,113 | \$ - | \$ - | \$ 46,113 | \$ 46,113 |
| Aspira of Florida, Inc. | Youth Sanctuary Program | Children, Youth, & Families | \$ 220,251 | \$ - | \$ 70,234 | \$ 70,234 | \$ - | \$ - |
| Aspira of Florida, Inc. | Crime Prevention Program | Criminal Justice | \$ - | \$ 44,625 | \$ - | \$ - | \$ 44,625 | \$ 44,625 |
| Aspira of Florida, Inc. | Neighborhood Empowerment Program | Criminal Justice | \$ - | \$ 50,575 | \$ - | \$ - | \$ 50,575 | \$ 50,575 |
| Aspira of Florida, Inc. | SAMS | Criminal Justice | \$ 60,000 | \$ - | \$ 50,000 | \$ 50,000 | \$ - | \$ - |
| * Aspira of Florida, Inc. | Youth Sanctuary Program | Criminal Justice | \$ - | \$ 24,395 | \$ - | \$ - | \$ 24,395 | \$ 24,395 |
| Aspira of Florida, Inc. | Parent Child Literacy Intervention Program (PCLIP) | Immigrants/New Entrants | \$ 77,741 | \$ - | \$ 57,917 | \$ 28,959 | \$ - | \$ - |
| Aspira of Florida, Inc. | Academic Support | N/A | \$ - | \$ - | \$ - | \$ - | \$ - | \$ - |
| Aspira of Florida, Inc. | Crime Prevention Program | N/A | \$ - | \$ - | \$ - | \$ - | \$ - | \$ - |
| Aspira of Florida, Inc. | Neighborhood Empowerment Program | N/A | \$ - | \$ - | \$ - | \$ - | \$ - | \$ - |

FY 2011-12 CBO Continuation Funding By Name

| | | | | | RFP | | Continuation Funding | |
|---|--|-------------------------------------|------------------|---------------------------|------------------------|---------------------------------|-----------------------------|----------------|
| NAME OF PROPOSING ORGANIZATION | PROGRAM NAME / ACTIVITY TITLE | CATEGORY | AMOUNT REQUESTED | PRIOR YEAR FUNDING AMOUNT | RFP AMOUNT RECOMMENDED | Proposed FY 2011-12 by Category | PROPOSED FUNDING FY 2011-12 | FUNDING AMOUNT |
| Aspira of Florida, Inc. | Stay in School Program | N/A | \$ - | \$ - | \$ - | \$ - | \$ - | \$ - |
| Association for Retarded Citizens, The South Florida, Inc. | Project Find | Children & Adults with Disabilities | \$ - | \$ 23,800 | \$ - | \$ - | \$ 23,800 | \$ 23,800 |
| Association for Retarded Citizens, The South Florida, Inc. | Project Find | N/A | \$ - | \$ - | \$ - | \$ - | \$ - | \$ - |
| Ayuda Battered Women Resource Center, Inc. | Ayuda Resource Center (ARC) | Special Needs | \$ 386,614 | \$ - | \$ - | \$ - | \$ - | \$ - |
| Ayuda, Inc. | Making Parenting a Pleasure | Children, Youth, & Families | \$ 261,556 | \$ 24,395 | \$ 82,774 | \$ 82,774 | \$ 24,395 | \$ 24,395 |
| Ayuda, Inc. | Family Empowerment Program | Criminal Justice | \$ 360,000 | \$ 56,525 | \$ - | \$ - | \$ 56,525 | \$ 56,525 |
| Ayuda, Inc. | Home-based Services For the Frail Elderly | Elder Needs | \$ 306,629 | \$ 42,500 | \$ - | \$ - | \$ 42,500 | \$ 42,500 |
| Barry University, Inc. | Cross Training for Providers (Elder Needs) | Elder Needs | \$ 63,176 | \$ 59,500 | \$ 40,290 | \$ 40,290 | \$ 59,500 | \$ 59,500 |
| Barry University, Inc. | Barry University Social & Economic Development | Other | \$ 153,356 | \$ 59,500 | \$ - | \$ - | \$ 29,750 | \$ 29,750 |
| Barry University, Inc. | Cross Training for Providers | Special Needs | \$ 63,176 | \$ 41,650 | \$ 60,017 | \$ 30,009 | \$ 20,825 | \$ 20,825 |
| Bayview Center for Mental Health, Inc. | Food Service and Word Processing Program | Children & Adults with Disabilities | \$ - | \$ 17,850 | \$ - | \$ - | \$ 17,850 | \$ 17,850 |
| Bayview Center for Mental Health, Inc. | Food Service and Word Processing Program | N/A | \$ - | \$ - | \$ - | \$ - | \$ - | \$ - |
| Belafonte Tacolcy Center, Inc. | FAST (Families Against Suspension Termination) and Freedom School | Children, Youth, & Families | \$ 50,000 | \$ 41,965 | \$ 18,548 | \$ 18,548 | \$ 41,965 | \$ 41,965 |
| Bertha Abess Children's Center, Inc. | With It Project | Children & Adults with Disabilities | \$ - | \$ 46,410 | \$ - | \$ - | \$ 46,410 | \$ 46,410 |
| Bertha Abess Children's Center, Inc. | With It Project | N/A | \$ - | \$ - | \$ - | \$ - | \$ - | \$ - |
| Best Buddies International, Inc. | Friendship Program for Adults and Youth with Dev. Disabilities | Children & Adults with Disabilities | \$ 103,666 | \$ 100,100 | \$ 62,200 | \$ 62,200 | \$ 100,100 | \$ 100,100 |
| Beta Tau Zeta Royal Association, Inc. | ROYAL After School Tutoring | Children, Youth, & Families | \$ 99,366 | \$ 45,850 | \$ - | \$ - | \$ 45,850 | \$ 45,850 |
| Bethel Family Enrichment Center | Bethel Intergenerational Strengthening Families Intervention | Children, Youth, & Families | \$ 250,000 | \$ - | \$ - | \$ - | \$ - | \$ - |
| Bethel Family Enrichment Center | Bethel Intergenerational Strengthening Families (Elder Needs) Intervention | Elder Needs | \$ 100,000 | \$ - | \$ - | \$ - | \$ - | \$ - |
| Better Way of Miami | Assistance with Identification and Personal Documents | Special Needs | \$ 8,000 | \$ - | \$ - | \$ - | \$ - | \$ - |
| Better Way of Miami | Workforce Development | Workforce Development | \$ 100,000 | \$ 46,827 | \$ - | \$ - | \$ 23,414 | \$ 23,414 |
| Bezerra de Menezes Kardecian Spiritist Association, Inc. | Food Pantry | Basic Needs | \$ 30,000 | \$ - | \$ 10,127 | \$ 10,127 | \$ - | \$ - |
| Bezerra de Menezes Kardecian Spiritist Association, Inc. | Caravan of Love | Elder Needs | \$ 30,000 | \$ - | \$ - | \$ - | \$ - | \$ - |
| Big Brothers Big Sisters of Greater Miami | Bigs in Schools/Sites (BISS) | Children, Youth, & Families | \$ 150,516 | \$ 38,675 | \$ - | \$ - | \$ 38,675 | \$ 38,675 |
| Big Brothers Big Sisters of Greater Miami | Group Mentoring | Children, Youth, & Families | \$ 100,399 | \$ - | \$ 33,848 | \$ 33,848 | \$ - | \$ - |
| Big Brothers Big Sisters of Greater Miami | School-to-Work-"The Perfect 10" | Workforce Development | \$ 150,481 | \$ - | \$ 51,113 | \$ 25,557 | \$ - | \$ - |
| Black Door Dance Ensemble, Inc. | Programmatic Support-Dance Workshop | Children, Youth, & Families | \$ - | \$ 2,433 | \$ - | \$ - | \$ 2,433 | \$ 2,433 |
| Black Door Dance Ensemble, Inc. | Programmatic Support-Dance Workshop | N/A | \$ - | \$ - | \$ - | \$ - | \$ - | \$ - |
| Borinquen Health Care Center, Inc. | The Health Connection | Health | \$ 179,201 | \$ 82,250 | \$ 86,017 | \$ 43,009 | \$ 41,125 | \$ 41,125 |
| Boys & Girls Clubs of Miami Dade, Inc. | Out-of-School Programs | Children, Youth, & Families | \$ 230,000 | \$ 139,650 | \$ 73,194 | \$ 73,194 | \$ 139,650 | \$ 139,650 |
| * Brownsville Community Development Corporation | Criminal Justice - Delinquency Prevention Services | Criminal Justice | \$ - | \$ 11,900 | \$ - | \$ - | \$ 11,900 | |
| Brownsville Community Development Corporation | Criminal Justice - Delinquency Prevention Services | N/A | \$ - | \$ - | \$ - | \$ - | \$ - | \$ - |
| Brownsville Community Development Corporation | Housing Counseling Program | N/A | \$ - | \$ - | \$ - | \$ - | \$ - | \$ - |
| * Brownsville Community Development Corporation | Housing Counseling Program | Special Needs | \$ - | \$ 28,000 | \$ - | \$ - | \$ 14,000 | \$ - |
| Bunche Park Sports & Community Club, Inc. | Sports Programmatic Support | Children, Youth, & Families | \$ - | \$ 4,200 | \$ - | \$ - | \$ 4,200 | \$ 4,200 |
| Bunche Park Sports & Community Club, Inc. | Sports Programmatic Support | N/A | \$ - | \$ - | \$ - | \$ - | \$ - | \$ - |
| Camille & Sulette Merilus Foundation for Haiti Development Inc. | School Readiness and Academic Performance Improvement Services | Children, Youth, & Families | \$ 60,760 | \$ 8,925 | \$ - | \$ - | \$ 8,925 | \$ 8,925 |
| Camillus Health Concern, Inc. | Patient Navigator Program | Health | \$ 47,527 | \$ - | \$ 22,813 | \$ 11,407 | \$ - | \$ - |
| Camillus House, Inc. | Camillus House Education Empowerment Resources (CHEER) | Children, Youth, & Families | \$ 80,049 | \$ - | \$ 27,670 | \$ 27,670 | \$ - | \$ - |
| Camillus House, Inc. | Case Management Program for Women | N/A | \$ - | \$ - | \$ - | \$ - | \$ - | \$ - |
| Camillus House, Inc. | Homeless Prevention Case Management | N/A | \$ - | \$ - | \$ - | \$ - | \$ - | \$ - |
| Camillus House, Inc. | Camillus Courtyard | Special Needs | \$ 149,326 | \$ - | \$ 141,860 | \$ 70,930 | \$ - | \$ - |
| * Camillus House, Inc. | Case Management Program for Women | Children, Youth, & Families | \$ - | \$ 51,408 | \$ - | \$ - | \$ 25,704 | \$ 51,408 |
| Camillus House, Inc. | Homeless Prevention Case Management | Basic Needs | \$ - | \$ 26,775 | \$ - | \$ - | \$ 13,388 | \$ 26,775 |
| * Care Resources Group, LLC | HIV/AIDS Risk Reduction: Children, Youth, and Families | Health | \$ - | \$ 50,575 | \$ - | \$ - | \$ 25,288 | \$ - |
| Care Resources Group, LLC | HIV/AIDS Risk Reduction: Children, Youth, and Families | N/A | \$ - | \$ - | \$ - | \$ - | \$ - | \$ - |
| Caring for Miami, Inc. | Project Reach | Special Needs | \$ 293,866 | \$ - | \$ 223,338 | \$ 111,669 | \$ - | \$ - |
| * Carrfour Supporting Housing, Inc. | Rivermont | Other | \$ - | \$ 23,800 | \$ - | \$ - | \$ 11,900 | \$ 11,900 |
| Carrfour Supporting Housing, Inc. | Del Prado | Special Needs | \$ 79,449 | \$ - | \$ 69,518 | \$ 34,759 | \$ - | \$ - |
| Carrfour Supporting Housing, Inc. | Rivermont | Special Needs | \$ 57,553 | \$ - | \$ 50,359 | \$ 25,180 | \$ - | \$ - |
| Carrfour Supporting Housing, Inc. | Villa Aurora | Special Needs | \$ 239,660 | \$ - | \$ 191,828 | \$ 95,914 | \$ - | \$ - |
| Casa Valentina Inc. | Affordable Housing & Life Skills Program | Children, Youth, & Families | \$ 75,000 | \$ - | \$ - | \$ - | \$ - | \$ - |
| Catholic Charities of the Archdiocese of Miami, Inc. | Centro Hispano Catolico | Children, Youth, & Families | \$ 60,000 | \$ - | \$ - | \$ - | \$ - | \$ - |
| Catholic Charities of the Archdiocese of Miami, Inc. | Children's Access to Health Care | Children, Youth, & Families | \$ - | \$ 25,823 | \$ - | \$ - | \$ 25,823 | \$ 25,823 |
| Catholic Charities of the Archdiocese of Miami, Inc. | Haitian Family Strengthening | Children, Youth, & Families | \$ 120,318 | \$ 41,650 | \$ 39,895 | \$ 39,895 | \$ 41,650 | \$ 41,650 |
| Catholic Charities of the Archdiocese of Miami, Inc. | Infants and Toddlers Enhancement Program | Children, Youth, & Families | \$ - | \$ 29,750 | \$ - | \$ - | \$ 29,750 | \$ 29,750 |
| Catholic Charities of the Archdiocese of Miami, Inc. | Preschool Inclusion Enhancement Program | Children, Youth, & Families | \$ - | \$ 35,700 | \$ - | \$ - | \$ 35,700 | \$ 35,700 |
| Catholic Charities of the Archdiocese of Miami, Inc. | Sagrada Familia | Children, Youth, & Families | \$ 60,000 | \$ - | \$ - | \$ - | \$ - | \$ - |
| Catholic Charities of the Archdiocese of Miami, Inc. | South Dade Child Care | Children, Youth, & Families | \$ 44,465 | \$ - | \$ - | \$ - | \$ - | \$ - |

FY 2011-12 CBO Continuation Funding By Name

| | | | | | RFP | | Continuation Funding | |
|---|---|-------------------------------------|------------------|---------------------------|------------------------|---------------------------------|-----------------------------|----------------|
| NAME OF PROPOSING ORGANIZATION | PROGRAM NAME / ACTIVITY TITLE | CATEGORY | AMOUNT REQUESTED | PRIOR YEAR FUNDING AMOUNT | RFP AMOUNT RECOMMENDED | Proposed FY 2011-12 by Category | PROPOSED FUNDING FY 2011-12 | FUNDING AMOUNT |
| * Catholic Charities of the Archdiocese of Miami, Inc. | Transitional Shelter Program for Homeless Families | Children, Youth, & Families | \$ - | \$ 23,800 | \$ - | \$ - | \$ 11,900 | \$ 23,800 |
| Catholic Charities of the Archdiocese of Miami, Inc. | Services to the Elderly | Elder Needs | \$ 156,350 | \$ 165,750 | \$ 99,642 | \$ 99,642 | \$ 165,750 | \$ 165,750 |
| Catholic Charities of the Archdiocese of Miami, Inc. | Home Visiting Program | Health | \$ 50,000 | \$ 44,625 | \$ - | \$ - | \$ 22,313 | \$ 22,313 |
| Catholic Charities of the Archdiocese of Miami, Inc. | Haitian Guardian Program | Immigrants/New Entrants | \$ 167,278 | \$ 35,700 | \$ 141,350 | \$ 70,675 | \$ 17,850 | \$ 17,850 |
| Catholic Charities of the Archdiocese of Miami, Inc. | Children's Access to Health Care | N/A | \$ - | \$ - | \$ - | \$ - | \$ - | \$ - |
| Catholic Charities of the Archdiocese of Miami, Inc. | Infants and Toddlers Enhancement Program | N/A | \$ - | \$ - | \$ - | \$ - | \$ - | \$ - |
| Catholic Charities of the Archdiocese of Miami, Inc. | Positive Youth Development Program | N/A | \$ - | \$ - | \$ - | \$ - | \$ - | \$ - |
| Catholic Charities of the Archdiocese of Miami, Inc. | Preschool Inclusion Enhancement Program | N/A | \$ - | \$ - | \$ - | \$ - | \$ - | \$ - |
| Catholic Charities of the Archdiocese of Miami, Inc. | Transitional Shelter Program for Homeless Families | N/A | \$ - | \$ - | \$ - | \$ - | \$ - | \$ - |
| * Catholic Charities of the Archdiocese of Miami, Inc. | Positive Youth Development Program | Other | \$ - | \$ 26,775 | \$ - | \$ - | \$ 13,388 | \$ 13,388 |
| Catholic Charities of the Archdiocese of Miami, Inc. | Emergency Services | Special Needs | \$ 155,338 | \$ - | \$ 135,921 | \$ 67,961 | \$ - | \$ - |
| Catholic Charities of the Archdiocese of Miami, Inc. | New Life Family Center | Special Needs | \$ 144,403 | \$ - | \$ 126,353 | \$ 63,177 | \$ - | \$ - |
| Catholic Hospice, Inc. | Caregiver Support Program | N/A | \$ - | \$ - | \$ - | \$ - | \$ - | \$ - |
| Catholic Hospice, Inc. | Caregiver Support Program | Special Needs | \$ - | \$ 59,500 | \$ - | \$ - | \$ 29,750 | \$ 29,750 |
| Catholic Legal Services, | Legal Services for Special Needs Immigrants | Immigrants/New Entrants | \$ 85,000 | \$ - | \$ 63,325 | \$ 31,663 | \$ - | \$ - |
| Center for Family and Child Enrichment | Teen Parenting Skills and Development | Children, Youth, & Families | \$ 176,714 | \$ - | \$ - | \$ - | \$ - | \$ - |
| Center for Haitian Studies, Health and Human Services, Inc. | Little Haiti/Little River | Health | \$ 258,900 | \$ - | \$ - | \$ - | \$ - | \$ - |
| Center For Independent Living, Inc | DASH - Disaster and Survival Help Planning, Prep. & Supplies | Basic Needs | \$ 44,485 | \$ - | \$ 31,140 | \$ 31,140 | \$ - | \$ - |
| Center For Independent Living, Inc | TREAD-Therapeutic Recreation & Exercise for Adults w/Disabilities | Children, Youth, & Families | \$ 7,865 | \$ - | \$ 5,756 | \$ 5,756 | \$ - | \$ - |
| * Center For Independent Living, Inc | TREAD-Therapeutic Recreation & Exercise for Adults w/Disabilities | Children, Youth, & Families | \$ - | \$ 5,250 | \$ - | \$ - | \$ 5,250 | \$ 5,250 |
| * Center For Independent Living, Inc | Workforce Development Program | Children & Adults with Disabilities | \$ 323,000 | \$ 192,185 | \$ 45,831 | \$ 22,916 | \$ 96,093 | \$ 192,185 |
| Center for Independent Living, Inc. | ASL Interpreter Services | Children & Adults with Disabilities | \$ - | \$ 52,500 | \$ - | \$ - | \$ 52,500 | \$ 52,500 |
| Center for Independent Living, Inc. | Community Awareness | Children & Adults with Disabilities | \$ - | \$ 29,750 | \$ - | \$ - | \$ 29,750 | \$ 29,750 |
| Center for Independent Living, Inc. | Living Skills Training | Children & Adults with Disabilities | \$ - | \$ 29,066 | \$ - | \$ - | \$ 29,066 | \$ 29,066 |
| Center for Independent Living, Inc. | On a Roll | Children & Adults with Disabilities | \$ 86,555 | \$ 14,875 | \$ - | \$ - | \$ 14,875 | \$ 14,875 |
| Center for Independent Living, Inc. | ASL Interpreter Services | N/A | \$ - | \$ - | \$ - | \$ - | \$ - | \$ - |
| Center for Independent Living, Inc. | Community Awareness | N/A | \$ - | \$ - | \$ - | \$ - | \$ - | \$ - |
| Center for Independent Living, Inc. | Living Skills Training | N/A | \$ - | \$ - | \$ - | \$ - | \$ - | \$ - |
| Center for Independent Living, Inc. | Women with Disabilities Can't Be Beat | Special Needs | \$ 50,000 | \$ - | \$ 40,100 | \$ 20,050 | \$ - | \$ - |
| Center of Information and Orientation, Inc | Child Abuse Prevention | Children, Youth, & Families | \$ 60,980 | \$ - | \$ 21,881 | \$ 21,881 | \$ - | \$ - |
| Center of Information and Orientation, Inc | Social Services & Academic | Immigrants/New Entrants | \$ 51,862 | \$ - | \$ 38,637 | \$ 19,319 | \$ - | \$ - |
| Center of Information and Orientation, Inc. | HIV/AIDS Outreach Services | Health | \$ 52,850 | \$ - | \$ 25,368 | \$ 12,684 | \$ - | \$ - |
| Center of Information and Orientation, Inc. | Domestic Violence Prevention Program | N/A | \$ - | \$ - | \$ - | \$ - | \$ - | \$ - |
| Center of Information and Orientation, Inc. | Domestic Violence Prevention Program | Special Needs | \$ - | \$ 12,880 | \$ - | \$ - | \$ 6,440 | \$ 6,440 |
| Center of Information and Orientation, Inc. | Family Violence Prevention | Special Needs | \$ 58,060 | \$ - | \$ 44,126 | \$ 22,063 | \$ - | \$ - |
| Center of Information and Orientation, Inc. | Employment Services | Workforce Development | \$ 56,064 | \$ - | \$ 21,831 | \$ 10,916 | \$ - | \$ - |
| Centro de Orientacion del Inmigrante, Inc | Services to Immigrants and New Entrants who are not Currently Eligible to Receive Federally-Funded Services | Immigrants/New Entrants | \$ 118,380 | \$ - | \$ - | \$ - | \$ - | \$ - |
| Centro Mater Child Care Services, Inc. | Centro Mater Child Care Services, Inc. | Children, Youth, & Families | \$ 485,040 | \$ 68,425 | \$ 125,000 | \$ 125,000 | \$ 68,425 | \$ 68,425 |
| CHARLEE of Dade County, Inc. | Court Services for Foster Children | Children, Youth, & Families | \$ 135,421 | \$ 75,110 | \$ - | \$ - | \$ 75,110 | \$ 75,110 |
| Cherry Blossom Learning Center | Health Education for Children | Health | \$ 66,159 | \$ - | \$ - | \$ - | \$ - | \$ - |
| Children and Youth Life Foundation | Children and Youth Life Pediatric Clinic and Whole Family Center | Health | \$ 1,000,000 | \$ - | \$ - | \$ - | \$ - | \$ - |
| Children Bereavement Center, Inc | Peer Support Groups | Children, Youth, & Families | \$ 24,344 | \$ - | \$ - | \$ - | \$ - | \$ - |
| Children's Home Society of Florida | Special Needs Childcare | Children, Youth, & Families | \$ - | \$ 41,650 | \$ - | \$ - | \$ 41,650 | \$ 41,650 |
| Children's Home Society of Florida | Special Needs Childcare | N/A | \$ - | \$ - | \$ - | \$ - | \$ - | \$ - |
| Chinto Martial Arts, Inc. | Creative Curriculum | Other | \$ 422,421 | \$ - | \$ - | \$ - | \$ - | \$ - |
| Christian Community Service Agency | Miami's Pro Careers | Workforce Development | \$ 443,229 | \$ - | \$ - | \$ - | \$ - | \$ - |
| Church of the Rock Jesus Christ, Inc | School Readiness Foster Care Youth | Children, Youth, & Families | \$ 521,588 | \$ - | \$ - | \$ - | \$ - | \$ - |
| Citizens for a Better South Florida, Inc. | Neighbors Replanting Neighborhoods: Trees for Health; Trees for Life | Health | \$ 98,403 | \$ - | \$ - | \$ - | \$ - | \$ - |
| Citrus Health Network, Inc. | Kiva Safe Haven | Special Needs | \$ 77,116 | \$ 23,800 | \$ 67,477 | \$ 33,739 | \$ 11,900 | \$ 11,900 |
| Citrus Health Network, Inc. | Shaman Housing | Special Needs | \$ 19,431 | \$ 23,800 | \$ 17,002 | \$ 8,501 | \$ 11,900 | \$ 11,900 |
| City of Miami | City of Miami Homeless Assistance Program | N/A | \$ - | \$ - | \$ - | \$ - | \$ - | \$ - |
| City of Miami | City of Miami Homeless Assistance Program | Special Needs | \$ - | \$ 23,800 | \$ - | \$ - | \$ 11,900 | \$ 11,900 |
| City of North Miami Beach | Parks and Recreation Department Sports Program | Children, Youth, & Families | \$ - | \$ 11,200 | \$ - | \$ - | \$ 11,200 | \$ 11,200 |
| City of North Miami Beach | Parks and Recreation Department Sports Program | N/A | \$ - | \$ - | \$ - | \$ - | \$ - | \$ - |
| City of Opa Locka | Crime Prevention Program | Criminal Justice | \$ - | \$ 41,650 | \$ - | \$ - | \$ 41,650 | \$ 41,650 |
| City of Opa Locka | Crime Prevention Program | N/A | \$ - | \$ - | \$ - | \$ - | \$ - | \$ - |
| City of South Miami | The Afterschool House (Tutoring) | Children, Youth, & Families | \$ - | \$ 26,775 | \$ - | \$ - | \$ 26,775 | \$ 26,775 |
| City of South Miami | Elderly Services - South Miami Senior Meals | Elder Needs | \$ - | \$ 18,400 | \$ - | \$ - | \$ 18,400 | \$ 18,400 |
| City of South Miami | Elderly Services - South Miami Senior Meals | N/A | \$ - | \$ - | \$ - | \$ - | \$ - | \$ - |
| City of South Miami | The Afterschool House (Tutoring) | N/A | \$ - | \$ - | \$ - | \$ - | \$ - | \$ - |
| City of Sweetwater | Sweetwater Meeting Needs Program I | Children, Youth, & Families | \$ - | \$ 22,400 | \$ - | \$ - | \$ 22,400 | \$ 22,400 |
| City of Sweetwater | Sweetwater Meeting Needs Program II | Children, Youth, & Families | \$ - | \$ 14,875 | \$ - | \$ - | \$ 14,875 | \$ 14,875 |

FY 2011-12 CBO Continuation Funding By Name

| | | | | | RFP | | Continuation Funding | |
|--|---|-------------------------------------|------------------|---------------------------|------------------------|---------------------------------|-----------------------------|----------------|
| NAME OF PROPOSING ORGANIZATION | PROGRAM NAME / ACTIVITY TITLE | CATEGORY | AMOUNT REQUESTED | PRIOR YEAR FUNDING AMOUNT | RFP AMOUNT RECOMMENDED | Proposed FY 2011-12 by Category | PROPOSED FUNDING FY 2011-12 | FUNDING AMOUNT |
| City of Sweetwater | Elderly Services - Sweetwater Elderly Services Program | Elder Needs | \$ - | \$ 52,500 | \$ - | \$ - | \$ 52,500 | \$ 52,500 |
| City of Sweetwater | Elderly Services - Sweetwater Elderly Services Program | N/A | \$ - | \$ - | \$ - | \$ - | \$ - | \$ - |
| City of Sweetwater | Sweetwater Meeting Needs Program I | N/A | \$ - | \$ - | \$ - | \$ - | \$ - | \$ - |
| City of Sweetwater | Sweetwater Meeting Needs Program II | N/A | \$ - | \$ - | \$ - | \$ - | \$ - | \$ - |
| CMB Visions Unlimited, Inc. | HUD After School Program | Children, Youth, & Families | \$ 342,217 | \$ - | \$ - | \$ - | \$ - | \$ - |
| Coalition of Florida Farmworkers Organization, Inc. (COFFO) | COFFO Emergency Food Distribution Program | Basic Needs | \$ 110,303 | \$ - | \$ 77,212 | \$ 77,212 | \$ - | \$ - |
| Coalition of Florida Farmworkers Organization, Inc. (COFFO) | Food Recovery and Distribution | Basic Needs | \$ - | \$ 29,750 | \$ - | \$ - | \$ 29,750 | \$ 29,750 |
| Coalition of Florida Farmworkers Organization, Inc. (COFFO) | COFFO Positive Youth Development & Afterschool Program | Children, Youth, & Families | \$ 153,584 | \$ 38,675 | \$ 49,995 | \$ 49,995 | \$ 38,675 | \$ 38,675 |
| Coalition of Florida Farmworkers Organization, Inc. (COFFO) | Keeping Children Smart and Safe After School Program | Children, Youth, & Families | \$ - | \$ 29,750 | \$ - | \$ - | \$ 29,750 | \$ 29,750 |
| Coalition of Florida Farmworkers Organization, Inc. (COFFO) | Teen Pregnancy Prevention | Children, Youth, & Families | \$ - | \$ 44,625 | \$ - | \$ - | \$ 44,625 | \$ 44,625 |
| Coalition of Florida Farmworkers Organization, Inc. (COFFO) | COFFO Health Family Program | Health | \$ 174,194 | \$ - | \$ - | \$ - | \$ - | \$ - |
| Coalition of Florida Farmworkers Organization, Inc. (COFFO) | COFFO Immigration Project | Immigrants/New Entrants | \$ 184,723 | \$ 59,500 | \$ 156,091 | \$ 78,046 | \$ 29,750 | \$ 29,750 |
| Coalition of Florida Farmworkers Organization, Inc. (COFFO) | Food Recovery and Distribution | N/A | \$ - | \$ - | \$ - | \$ - | \$ - | \$ - |
| Coalition of Florida Farmworkers Organization, Inc. (COFFO) | Keeping Children Smart and Safe After School Program | N/A | \$ - | \$ - | \$ - | \$ - | \$ - | \$ - |
| Coalition of Florida Farmworkers Organization, Inc. (COFFO) | Teen Pregnancy Prevention | N/A | \$ - | \$ - | \$ - | \$ - | \$ - | \$ - |
| Coalition of Florida Farmworkers Organization, Inc. (COFFO) | COFFO Workforce Development | Workforce Development | \$ 333,193 | \$ - | \$ 22,581 | \$ 11,291 | \$ - | \$ - |
| Coconut Grove Cares Inc. | After School and Summer Camp Program | Children, Youth, & Families | \$ 40,000 | \$ 14,875 | \$ 15,512 | \$ 15,512 | \$ 14,875 | \$ 14,875 |
| College Summit Florida | School Readiness and Academic Performance Improvement Services | Children, Youth, & Families | \$ 165,000 | \$ - | \$ 53,460 | \$ 53,460 | \$ - | \$ - |
| Colombian American Chamber of Commerce of Greater Miami, Inc. | Trade and Commerce Economic Development Activities | Chambers | \$ - | \$ 39,047 | \$ - | \$ - | \$ 19,523 | \$ 19,523 |
| Colombian American National Coalition, Inc. | ICARE | Immigrants/New Entrants | \$ 200,000 | \$ 39,375 | \$ - | \$ - | \$ 19,688 | \$ 19,688 |
| Colombian American National Coalition, Inc. | Domestic Violence Immigrant, Counseling, Assistance, Referral, and Education (DV ICARE) | Immigrants/New Entrants | \$ - | \$ 35,700 | \$ - | \$ - | \$ 17,850 | \$ 17,850 |
| Colombian American National Coalition, Inc. | Immigrants & New Entrants | Immigrants/New Entrants | \$ 348,892 | \$ 71,400 | \$ - | \$ - | \$ 35,700 | \$ 35,700 |
| Colombian American National Coalition, Inc. | Domestic Violence Immigrant, Counseling, Assistance, Referral, and Education (DV ICARE) | N/A | \$ - | \$ - | \$ - | \$ - | \$ - | \$ - |
| Communities In Schools of Miami, Inc | Arts Enrichment Program | Children, Youth, & Families | \$ - | \$ 4,200 | \$ - | \$ - | \$ 4,200 | \$ 4,200 |
| Communities In Schools of Miami, Inc | NFL Youth Education Town Center | Children, Youth, & Families | \$ - | \$ 28,263 | \$ - | \$ - | \$ 28,263 | \$ 28,263 |
| Communities In Schools of Miami, Inc | School-based and Out-of-School Literacy Building Program | Children, Youth, & Families | \$ 51,439 | \$ - | \$ 18,984 | \$ 18,984 | \$ - | \$ - |
| Communities In Schools of Miami, Inc | Stay In School Dropout Prevention | Children, Youth, & Families | \$ 55,839 | \$ - | \$ 20,320 | \$ 20,320 | \$ - | \$ - |
| Communities In Schools of Miami, Inc | Arts Enrichment Program | N/A | \$ - | \$ - | \$ - | \$ - | \$ - | \$ - |
| Communities In Schools of Miami, Inc | NFL Youth Education Town Center | N/A | \$ - | \$ - | \$ - | \$ - | \$ - | \$ - |
| Communities Receiving Support, Inc. | CRS Work Readiness Program | Workforce Development | \$ 400,000 | \$ - | \$ - | \$ - | \$ - | \$ - |
| Communities United, Inc. | Seniors First Disaster Hurricane Preparedness Program | Elder Needs | \$ 150,671 | \$ 85,000 | \$ - | \$ - | \$ 85,000 | \$ 85,000 |
| Community AIDS Resource, Inc. | Incarcerated Youth Health Education Project (IYHEP) | Children, Youth, & Families | \$ 52,905 | \$ - | \$ 19,430 | \$ 19,430 | \$ - | \$ - |
| Community Coalition, Inc | Senior Link | Elder Needs | \$ 290,170 | \$ 87,500 | \$ - | \$ - | \$ 87,500 | \$ 87,500 |
| Community Coalition, Inc | Employment & Training Program | Workforce Development | \$ 118,920 | \$ 148,750 | \$ 31,072 | \$ 15,536 | \$ 74,375 | \$ 74,375 |
| Community Committee for Developmental Handicaps, d/b/a CCDH Incorporated | Family Support and Educational Services | Children & Adults with Disabilities | \$ - | \$ 110,075 | \$ - | \$ - | \$ 110,075 | \$ 110,075 |
| Community Committee for Developmental Handicaps, d/b/a CCDH Incorporated | Family Supports for Individuals with Disabilities | Children & Adults with Disabilities | \$ 499,812 | \$ - | \$ 284,893 | \$ 284,893 | \$ - | \$ - |
| Community Committee for Developmental Handicaps, d/b/a CCDH Incorporated | In-home Support | Children & Adults with Disabilities | \$ - | \$ 94,427 | \$ - | \$ - | \$ 94,427 | \$ 94,427 |
| Community Committee for Developmental Handicaps, d/b/a CCDH Incorporated | Therapies for Children and Adults w/ Developmental Disabilities | Children & Adults with Disabilities | \$ - | \$ 46,113 | \$ - | \$ - | \$ 46,113 | \$ 46,113 |
| Community Committee for Developmental Handicaps, d/b/a CCDH Incorporated | Family Support and Educational Services | N/A | \$ - | \$ - | \$ - | \$ - | \$ - | \$ - |
| Community Committee for Developmental Handicaps, d/b/a CCDH Incorporated | In-home Support | N/A | \$ - | \$ - | \$ - | \$ - | \$ - | \$ - |
| Community Committee for Developmental Handicaps, d/b/a CCDH Incorporated | Therapies for Children and Adults w/ Developmental Disabilities | N/A | \$ - | \$ - | \$ - | \$ - | \$ - | \$ - |
| Community Crusade Against Drugs (CCAD) | CCAD/YVPC Youth & Family | Children, Youth, & Families | \$ 577,400 | \$ - | \$ - | \$ - | \$ - | \$ - |
| Community Health of South Florida Inc. | Offering Preventive Health and Promoting Access to Health Services | Health | \$ 382,886 | \$ - | \$ 100,000 | \$ 50,000 | \$ - | \$ - |
| Community Outreach of North Miami Beach, Inc. | Gang Prevention & Intervention Program/Youth Gang Resource Center | Criminal Justice | \$ 353,282 | \$ - | \$ - | \$ - | \$ - | \$ - |
| Community Partnership for Homeless | Medical and Oral Health Care | Health | \$ 337,195 | \$ - | \$ 82,220 | \$ 41,110 | \$ - | \$ - |
| Community Service Outreach | Soccer Program | Children, Youth, & Families | \$ 70,529 | \$ 14,875 | \$ - | \$ - | \$ 14,875 | \$ 14,875 |
| Compassionate Care Center, Inc. | Connecting Underserved People Living with HIV/AIDS in South Miami-Dade County to Care | Health | \$ 916,734 | \$ - | \$ - | \$ - | \$ - | \$ - |
| Concept House, Inc. | Multi Dimensional Family Therapy (FIS/MDFT) | Criminal Justice | \$ 391,224 | \$ - | \$ - | \$ - | \$ - | \$ - |
| Concerned African Women, Inc. | After School & Summer Camp | Children, Youth, & Families | \$ 305,348 | \$ - | \$ 96,068 | \$ 96,068 | \$ - | \$ - |
| Concerned African Women, Inc. | Independent Parent Council | Children, Youth, & Families | \$ 500,000 | \$ - | \$ 125,000 | \$ 125,000 | \$ - | \$ - |

FY 2011-12 CBO Continuation Funding By Name

| | | | | | RFP | | Continuation Funding | |
|---|--|-------------------------------------|------------------|---------------------------|------------------------|---------------------------------|-----------------------------|----------------|
| NAME OF PROPOSING ORGANIZATION | PROGRAM NAME / ACTIVITY TITLE | CATEGORY | AMOUNT REQUESTED | PRIOR YEAR FUNDING AMOUNT | RFP AMOUNT RECOMMENDED | Proposed FY 2011-12 by Category | PROPOSED FUNDING FY 2011-12 | FUNDING AMOUNT |
| Concerned African Women, Inc. | New Dimensions in Community Education | Children, Youth, & Families | \$ - | \$ 44,625 | \$ - | \$ - | \$ 44,625 | \$ 44,625 |
| Concerned African Women, Inc. | Public Awareness | Children, Youth, & Families | \$ - | \$ 16,800 | \$ - | \$ - | \$ 16,800 | \$ 16,800 |
| Concerned African Women, Inc. | Stay in School | Children, Youth, & Families | \$ 536,230 | \$ - | \$ - | \$ - | \$ - | \$ - |
| Concerned African Women, Inc. | Family Empowerment Program | Criminal Justice | \$ 180,000 | \$ 56,525 | \$ - | \$ - | \$ 56,525 | \$ 56,525 |
| Concerned African Women, Inc. | Improving Community Control | Criminal Justice | \$ - | \$ - | \$ - | \$ - | \$ - | \$ - |
| Concerned African Women, Inc. | Improving Community Control | Criminal Justice | \$ 225,000 | \$ 122,500 | \$ 187,500 | \$ 187,500 | \$ 122,500 | \$ 122,500 |
| Concerned African Women, Inc. | New Dimensions in Community Education | N/A | \$ - | \$ - | \$ - | \$ - | \$ - | \$ - |
| Concerned African Women, Inc. | Public Awareness | N/A | \$ - | \$ - | \$ - | \$ - | \$ - | \$ - |
| Concerned African Women, Inc. | Youth Works | Workforce Development | \$ 471,075 | \$ - | \$ - | \$ - | \$ - | \$ - |
| Contractors Resource Center, Inc. | Contractors Technical Assistance Program | Other | \$ 150,000 | \$ 73,500 | \$ 23,498 | \$ 11,749 | \$ 36,750 | \$ 36,750 |
| Cool Kids Learn, Inc. | CKL Academy | Children, Youth, & Families | \$ 1,000,000 | \$ - | \$ - | \$ - | \$ - | \$ - |
| Coral Estates Soccer Club, Inc. | Sports Programmatic Support | Children, Youth, & Families | \$ - | \$ 4,200 | \$ - | \$ - | \$ 4,200 | \$ 4,200 |
| Coral Estates Soccer Club, Inc. | Sports Programmatic Support | N/A | \$ - | \$ - | \$ - | \$ - | \$ - | \$ - |
| Creative Children Therapy, Inc. | Community Connections | Children & Adults with Disabilities | \$ 200,506 | \$ - | \$ - | \$ - | \$ - | \$ - |
| Creative Children Therapy, Inc. | Creative Adventures Summer Camp | Children, Youth, & Families | \$ 114,714 | \$ - | \$ 38,194 | \$ 38,194 | \$ - | \$ - |
| Creative Children Therapy, Inc. | Creative After School | Children, Youth, & Families | \$ 86,538 | \$ - | \$ 29,640 | \$ 29,640 | \$ - | \$ - |
| Creative Children Therapy, Inc. | Healthy Habits for All | Health | \$ 598,242 | \$ - | \$ - | \$ - | \$ - | \$ - |
| Curley's House of Style Inc. | Curley's House | Elder Needs | \$ 19,288 | \$ - | \$ - | \$ - | \$ - | \$ - |
| Curley's House of Style Inc. | Curley's House | Workforce Development | \$ 13,806 | \$ - | \$ - | \$ - | \$ - | \$ - |
| * Curley's House of Style Inc. | Hope Relief Food Bank | Basic Needs | \$ 74,906 | \$ - | \$ 25,286 | \$ 25,286 | \$ - | \$ 25,286 |
| Dade County Bar Association Legal Aid Society | South Dade Domestic Violence Legal Assistance Project | Basic Needs | \$ - | \$ 38,675 | \$ - | \$ - | \$ 38,675 | \$ 38,675 |
| Dade County Bar Association Legal Aid Society | South Dade Domestic Violence Legal Assistance Project | N/A | \$ - | \$ - | \$ - | \$ - | \$ - | \$ - |
| Dade County Dental Research Clinic | Creating Smiles - Oral Health Care for Low-Income, Uninsured | Health | \$ 174,696 | \$ - | \$ 83,854 | \$ 41,927 | \$ - | \$ - |
| Datsun Tu Kerious, Inc. | Neighborhood Based Elder Care Services | Elder Needs | \$ 482,960 | \$ - | \$ - | \$ - | \$ - | \$ - |
| De Hostos Senior Center, Inc. | Senior Meals Program | Basic Needs | \$ 209,225 | \$ - | \$ 146,458 | \$ 146,458 | \$ - | \$ - |
| De Hostos Senior Center, Inc. | Elder Care Program | Elder Needs | \$ 229,610 | \$ - | \$ 146,308 | \$ 146,308 | \$ - | \$ - |
| De Hostos Senior Center, Inc. | Elderly Services - Activity Program | Elder Needs | \$ - | \$ 75,000 | \$ - | \$ - | \$ 75,000 | \$ 75,000 |
| De Hostos Senior Center, Inc. | Elderly Services - Congregate Meals | Elder Needs | \$ - | \$ 55,250 | \$ - | \$ - | \$ 55,250 | \$ 55,250 |
| De Hostos Senior Center, Inc. | Elderly Services - Homebound Meals | Elder Needs | \$ - | \$ 63,750 | \$ - | \$ - | \$ 63,750 | \$ 63,750 |
| De Hostos Senior Center, Inc. | Elderly Services - Activity Program | N/A | \$ - | \$ - | \$ - | \$ - | \$ - | \$ - |
| De Hostos Senior Center, Inc. | Elderly Services - Congregate Meals | N/A | \$ - | \$ - | \$ - | \$ - | \$ - | \$ - |
| De Hostos Senior Center, Inc. | Elderly Services - Homebound Meals | N/A | \$ - | \$ - | \$ - | \$ - | \$ - | \$ - |
| Deering Estate Foundation, Inc. | Programmatic Support | Children, Youth, & Families | \$ - | \$ 2,800 | \$ - | \$ - | \$ 2,800 | \$ 2,800 |
| Deering Estate Foundation, Inc. | Programmatic Support | N/A | \$ - | \$ - | \$ - | \$ - | \$ - | \$ - |
| Disability Independence Group, Inc. | Know Your Legal Rights | Children & Adults with Disabilities | \$ 90,158 | \$ - | \$ 51,390 | \$ 51,390 | \$ - | \$ - |
| Dominican American National Foundation, CDC | Neighborhood Information and Referral Services Project | Basic Needs | \$ - | \$ 10,413 | \$ - | \$ - | \$ 10,413 | \$ 10,413 |
| Dominican American National Foundation, CDC | Academic and Vocational Program | Children, Youth, & Families | \$ - | \$ 10,413 | \$ - | \$ - | \$ 10,413 | \$ 10,413 |
| Dominican American National Foundation, CDC | Child/Parent Literacy Program | Children, Youth, & Families | \$ - | \$ 24,395 | \$ - | \$ - | \$ 24,395 | \$ 24,395 |
| Dominican American National Foundation, CDC | Computer Training | Children, Youth, & Families | \$ - | \$ 23,800 | \$ - | \$ - | \$ 23,800 | \$ 23,800 |
| Dominican American National Foundation, CDC | Early Riser After School | Children, Youth, & Families | \$ 80,590 | \$ - | \$ - | \$ - | \$ - | \$ - |
| Dominican American National Foundation, CDC | Martial Arts/After School Program | Children, Youth, & Families | \$ - | \$ 19,600 | \$ - | \$ - | \$ 19,600 | \$ 19,600 |
| Dominican American National Foundation, CDC | Parenting Services | Children, Youth, & Families | \$ 107,144 | \$ - | \$ - | \$ - | \$ - | \$ - |
| Dominican American National Foundation, CDC | Positive Youth Development | Children, Youth, & Families | \$ 70,000 | \$ - | \$ - | \$ - | \$ - | \$ - |
| Dominican American National Foundation, CDC | Family Empowerment Crime Prevention | Criminal Justice | \$ - | \$ 29,750 | \$ - | \$ - | \$ 29,750 | \$ 29,750 |
| Dominican American National Foundation, CDC | Academic and Vocational Program | N/A | \$ - | \$ - | \$ - | \$ - | \$ - | \$ - |
| Dominican American National Foundation, CDC | Child/Parent Literacy Program | N/A | \$ - | \$ - | \$ - | \$ - | \$ - | \$ - |
| Dominican American National Foundation, CDC | Computer Training | N/A | \$ - | \$ - | \$ - | \$ - | \$ - | \$ - |
| Dominican American National Foundation, CDC | Family Empowerment Crime Prevention | N/A | \$ - | \$ - | \$ - | \$ - | \$ - | \$ - |
| Dominican American National Foundation, CDC | Martial Arts/After School Program | N/A | \$ - | \$ - | \$ - | \$ - | \$ - | \$ - |
| Dominican American National Foundation, CDC | Neighborhood Information and Referral Services Project | N/A | \$ - | \$ - | \$ - | \$ - | \$ - | \$ - |
| Douglas Gardens Community Mental Health Center of Miami Beach, Inc. | Aftercare Case Management | Special Needs | \$ 56,938 | \$ 31,982 | \$ 43,273 | \$ 21,637 | \$ 15,991 | \$ 15,991 |
| Douglas Gardens Community Mental Health Center of Miami Beach, Inc. | Elderly Psychiatric Outreach | Special Needs | \$ 188,467 | \$ - | \$ 143,235 | \$ 71,618 | \$ - | \$ - |
| Douglas Gardens Community Mental Health Center of Miami Beach, Inc. | Supporting Housing | Special Needs | \$ 60,000 | \$ - | \$ 45,600 | \$ 22,800 | \$ - | \$ - |
| Dr. Barbara Seniors Harkins Foundation | After School | Children, Youth, & Families | \$ 188,161 | \$ - | \$ - | \$ - | \$ - | \$ - |
| Drug Free Youth in Town (DFYIT) Inc. | DFYIT | Children, Youth, & Families | \$ 250,000 | \$ 126,140 | \$ 79,265 | \$ 79,265 | \$ 126,140 | \$ 126,140 |
| Dynamic Community Development Corp. | Youth Entrepreneur Program | Children, Youth, & Families | \$ 165,000 | \$ - | \$ - | \$ - | \$ - | \$ - |
| Dynamic Community Development Corp. | Dynamic Job Creation | Other | \$ 145,000 | \$ - | \$ - | \$ - | \$ - | \$ - |
| Eagles of Hope, Inc. | Hope Learning Center | Children, Youth, & Families | \$ 1,033,500 | \$ - | \$ - | \$ - | \$ - | \$ - |
| Easter Seals South Florida | Community Based Services | Children & Adults with Disabilities | \$ 100,000 | \$ - | \$ 57,000 | \$ 57,000 | \$ - | \$ - |
| Easter Seals South Florida | Job Training for Adults with Autism Spectrum Disorders | Children & Adults with Disabilities | \$ 100,000 | \$ - | \$ 57,000 | \$ 57,000 | \$ - | \$ - |
| Easter Seals South Florida | Transportation for Children with Disabilities | Children & Adults with Disabilities | \$ 39,540 | \$ - | \$ 22,538 | \$ 22,538 | \$ - | \$ - |
| Easter Seals South Florida | School Advocacy and Mentoring Service (SAMS) | Criminal Justice | \$ 45,000 | \$ - | \$ 45,000 | \$ 45,000 | \$ - | \$ - |
| Easter Seals South Florida | Stay-in-School/Crime Prevention | Criminal Justice | \$ - | \$ 44,625 | \$ - | \$ - | \$ 44,625 | \$ 44,625 |
| Easter Seals South Florida | Extended Day and Saturday Adult Day Care | Elder Needs | \$ 100,000 | \$ 72,250 | \$ 63,747 | \$ 63,747 | \$ 72,250 | \$ 72,250 |

FY 2011-12 CBO Continuation Funding By Name

| NAME OF PROPOSING ORGANIZATION | PROGRAM NAME / ACTIVITY TITLE | CATEGORY | AMOUNT REQUESTED | PRIOR YEAR FUNDING AMOUNT | RFP | | Continuation Funding | |
|--|--|-------------------------------------|------------------|---------------------------|------------------------|---------------------------------|-----------------------------|----------------|
| | | | | | RFP AMOUNT RECOMMENDED | Proposed FY 2011-12 by Category | PROPOSED FUNDING FY 2011-12 | FUNDING AMOUNT |
| Easter Seals South Florida | In-Home Respite Services for Adults with Disabilities and Frail Elders | Health | \$ 88,686 | \$ - | \$ 42,569 | \$ 21,285 | \$ - | \$ - |
| Easter Seals South Florida | Stay-in-School/Crime Prevention | N/A | \$ - | \$ - | \$ - | \$ - | \$ - | \$ - |
| Ebenezer Community Development Corporation, Inc. (ECDC) | Ebenezer Youth Executive Leadership Program | Children, Youth, & Families | \$ 246,177 | \$ - | \$ - | \$ - | \$ - | \$ - |
| Economic Development Foundation of South Miami Dade, Inc. | Community Economic Development | Other | \$ 177,554 | \$ - | \$ - | \$ - | \$ - | \$ - |
| Economic Development of South Miami Dade, Inc. | Programmatic Support- Economic Development Contacts | Chambers | \$ - | \$ 71,846 | \$ - | \$ - | \$ 35,923 | \$ 35,923 |
| Educate Tomorrow | Mentor Miami | Children, Youth, & Families | \$ 60,000 | \$ - | \$ 21,583 | \$ 21,583 | \$ - | \$ - |
| Eleventh Judicial Circuit of Florida Administrative Office of the Courts | Juvenile Drug Court | Children, Youth, & Families | \$ - | \$ 87,500 | \$ - | \$ - | \$ 87,500 | \$ 87,500 |
| Eleventh Judicial Circuit of Florida Administrative Office of the Courts | Juvenile Drug Court | N/A | \$ - | \$ - | \$ - | \$ - | \$ - | \$ - |
| Elijah Network Family and Community Alliance, Inc. | Etwal Dirje (Guiding Light) | Immigrants/New Entrants | \$ 702,392 | \$ - | \$ - | \$ - | \$ - | \$ - |
| Embrace Girls Foundation, Inc., The, d/b/a Embrace Foundation | Embrace Girl Power! After School Programs and Camps. | Children, Youth, & Families | \$ - | \$ 5,950 | \$ - | \$ - | \$ 5,950 | \$ 5,950 |
| Embrace Girls Foundation, Inc., The, d/b/a Embrace Foundation | Embrace Girl Power! After School Programs and Camps. | N/A | \$ - | \$ - | \$ - | \$ - | \$ - | \$ - |
| Empower U, Inc. | Greater than AIDS | Health | \$ 192,951 | \$ - | \$ - | \$ - | \$ - | \$ - |
| Empower U, Inc. | HIV/AIDS Risk Reduction - Children, Youth, and Families | Health | \$ - | \$ 29,750 | \$ - | \$ - | \$ 14,875 | \$ 14,875 |
| Empower U, Inc. | M3 T.R.I.B.E. | Health | \$ 173,147 | \$ - | \$ - | \$ - | \$ - | \$ - |
| Empower U, Inc. | HIV/AIDS Risk Reduction - Children, Youth, and Families | N/A | \$ - | \$ - | \$ - | \$ - | \$ - | \$ - |
| Empowerment Christian Community Corp. | Moving Beyond Project | Special Needs | \$ 329,705 | \$ - | \$ - | \$ - | \$ - | \$ - |
| Epilepsy Foundation of Florida | Epilepsy Services | Children & Adults with Disabilities | \$ - | \$ 41,650 | \$ - | \$ - | \$ 41,650 | \$ 41,650 |
| Epilepsy Foundation of Florida | Support Groups Program/Youth Council | Children & Adults with Disabilities | \$ 37,856 | \$ - | \$ 18,928 | \$ 18,928 | \$ - | \$ - |
| Epilepsy Foundation of Florida | Prevention and Education /Case Management Program | Health | \$ 60,679 | \$ - | \$ 29,126 | \$ 14,563 | \$ - | \$ - |
| Epilepsy Foundation of Florida | Immigration | Immigrants/New Entrants | \$ 60,288 | \$ - | \$ 50,943 | \$ 25,472 | \$ - | \$ - |
| Epilepsy Foundation of Florida | Epilepsy Services | N/A | \$ - | \$ - | \$ - | \$ - | \$ - | \$ - |
| Epilepsy Foundation of Florida | Special Needs: Mental Health | Special Needs | \$ 45,816 | \$ - | \$ 43,525 | \$ 21,763 | \$ - | \$ - |
| Everybody Wins! South Florida | Power Lunch | Children, Youth, & Families | \$ 70,224 | \$ - | \$ - | \$ - | \$ - | \$ - |
| Exponica International, Inc. | Exponica Festival 2011 | Children, Youth, & Families | \$ 50,000 | \$ - | \$ - | \$ - | \$ - | \$ - |
| Fairchild Tropical Botanic Garden, Inc. | Programmatic Support | Other | \$ - | \$ 196,796 | \$ - | \$ - | \$ 98,398 | \$ 98,398 |
| Faith Family Development Services; DBA Division of Faith Family Chapel, Inc. | Kidz 4 Life Out of School | Children, Youth, & Families | \$ 202,885 | \$ - | \$ - | \$ - | \$ - | \$ - |
| Faithful Friend Center, Inc. | Food Distribution | Basic Needs | \$ 190,820 | \$ 32,725 | \$ 64,415 | \$ 64,415 | \$ 32,725 | \$ 32,725 |
| Family and Children Faith Coalition | Faith-Based Information and Referral Directory | Other | \$ 30,000 | \$ 17,850 | \$ - | \$ - | \$ 8,925 | \$ 8,925 |
| Family Counseling Services of Greater Miami, Inc. | Counseling and Support | Children, Youth, & Families | \$ 126,699 | \$ - | \$ 41,833 | \$ 41,833 | \$ - | \$ - |
| Family Counseling Services of Greater Miami, Inc. | Infant Mental Health | Children, Youth, & Families | \$ 86,962 | \$ - | \$ 29,769 | \$ 29,769 | \$ - | \$ - |
| Family Counseling Services of Greater Miami, Inc. | Kids FAST | Children, Youth, & Families | \$ 103,753 | \$ - | \$ - | \$ - | \$ - | \$ - |
| Family Counseling Services of Greater Miami, Inc. | South Dade NEP | Children, Youth, & Families | \$ 378,061 | \$ - | \$ 118,143 | \$ 118,143 | \$ - | \$ - |
| Family Counseling Services of Greater Miami, Inc. | Neighborhood Empowerment Program | Criminal Justice | \$ - | \$ 44,625 | \$ - | \$ - | \$ 44,625 | \$ 44,625 |
| Family Counseling Services of Greater Miami, Inc. | Early Intervention/Prevention Program | N/A | \$ - | \$ - | \$ - | \$ - | \$ - | \$ - |
| Family Counseling Services of Greater Miami, Inc. | Neighborhood Empowerment Program | N/A | \$ - | \$ - | \$ - | \$ - | \$ - | \$ - |
| Family Counseling Services of Greater Miami, Inc. | Early Intervention/Prevention Program | Special Needs | \$ - | \$ 53,550 | \$ - | \$ - | \$ 26,775 | \$ 26,775 |
| Family Counseling Services of Greater Miami, Inc. | Special Needs The Journey Institute | Special Needs | \$ 50,074 | \$ - | \$ 43,815 | \$ 21,908 | \$ - | \$ - |
| Family Life Center | Music School | Children, Youth, & Families | \$ 150,112 | \$ 14,875 | \$ 48,940 | \$ 48,940 | \$ 14,875 | \$ - |
| Family Resource Center of South Florida, Inc. | Parent Education Program | Children, Youth, & Families | \$ 253,610 | \$ 41,650 | \$ 80,361 | \$ 80,361 | \$ 41,650 | \$ 41,650 |
| Family Resource Center of South Florida, Inc. | Supervised Visitation & Safe Child Exchange Center | Children, Youth, & Families | \$ 489,950 | \$ - | \$ - | \$ - | \$ - | \$ - |
| Fanm Ayisyen Nan Miyami, Inc. | Financial Literacy & Public Benefits | Basic Needs | \$ 88,400 | \$ - | \$ 29,841 | \$ 29,841 | \$ - | \$ - |
| Fanm Ayisyen Nan Miyami, Inc. | Legal Clinic | Basic Needs | \$ - | \$ 29,750 | \$ - | \$ - | \$ 29,750 | \$ 29,750 |
| Fanm Ayisyen Nan Miyami, Inc. | Case Management for Familes with Disabilities | Children & Adults with Disabilities | \$ - | \$ 35,700 | \$ - | \$ - | \$ 35,700 | \$ 35,700 |
| Fanm Ayisyen Nan Miyami, Inc. | Case Management & Special Projects/Economic Development Programs | Children, Youth, & Families | \$ - | \$ 98,000 | \$ - | \$ - | \$ 98,000 | \$ 98,000 |
| Fanm Ayisyen Nan Miyami, Inc. | Family Empowerment | Children, Youth, & Families | \$ 138,547 | \$ 17,850 | \$ - | \$ - | \$ 17,850 | \$ 17,850 |
| Fanm Ayisyen Nan Miyami, Inc. | Access to Health and Prevention Education | Health | \$ 67,364 | \$ - | \$ - | \$ - | \$ - | \$ - |
| Fanm Ayisyen Nan Miyami, Inc. | Legal Aid and Acculturation | Immigrants/New Entrants | \$ 311,448 | \$ - | \$ - | \$ - | \$ - | \$ - |
| Fanm Ayisyen Nan Miyami, Inc. | Case Management & Special Projects/Economic Development Programs | N/A | \$ - | \$ - | \$ - | \$ - | \$ - | \$ - |
| Fanm Ayisyen Nan Miyami, Inc. | Case Management for Familes with Disabilities | N/A | \$ - | \$ - | \$ - | \$ - | \$ - | \$ - |
| Fanm Ayisyen Nan Miyami, Inc. | Legal Clinic | N/A | \$ - | \$ - | \$ - | \$ - | \$ - | \$ - |
| Fanm Ayisyen Nan Miyami, Inc. | Little Haiti Plan | Other | \$ 61,262 | \$ - | \$ - | \$ - | \$ - | \$ - |
| Fanm Ayisyen Nan Miyami, Inc. | Domestic Violence & Mental Health | Special Needs | \$ 281,049 | \$ - | \$ - | \$ - | \$ - | \$ - |
| Farah's Angels Day Care Center, Inc. | Early Childhood Education & Child Care | Children, Youth, & Families | \$ - | \$ 22,400 | \$ - | \$ - | \$ 22,400 | \$ 22,400 |
| Farah's Angels Day Care Center, Inc. | Early Childhood Education & Child Care | N/A | \$ - | \$ - | \$ - | \$ - | \$ - | \$ - |
| Farm Share, Inc. | The Emergency Food Assistance Program | Basic Needs | \$ 600,000 | \$ 600,000 | \$ 420,000 | \$ 420,000 | \$ 600,000 | \$ 600,000 |
| Feeding South Florida (F.K.A. Daily Bread Food Bank, Inc.) | Food = Strength | Basic Needs | \$ 150,000 | \$ 17,850 | \$ 105,000 | \$ 105,000 | \$ 17,850 | \$ 17,850 |
| Fellowship of Christian Athletes (FCA) | FCA | Children, Youth, & Families | \$ 75,111 | \$ - | \$ 26,171 | \$ 26,171 | \$ - | \$ - |
| Fifty Five Years and Up, Inc. | Home-Based Enhanced Nutrition Services | Elder Needs | \$ 360,000 | \$ 142,250 | \$ - | \$ - | \$ 142,250 | \$ 142,250 |
| Florida Association of Nonprofit Organizations, Inc. | Technical Assistance Program for Out of School Services Providers | Other | \$ 155,200 | \$ - | \$ - | \$ - | \$ - | \$ - |
| Florida Film Institute, Inc. | CINEMA | Workforce Development | \$ 40,578 | \$ - | \$ - | \$ - | \$ - | \$ - |
| Florida Grand Opera | Arts Education Outreach | Children, Youth, & Families | \$ 87,865 | \$ - | \$ 30,043 | \$ 30,043 | \$ - | \$ - |
| Florida Immigrant Advocacy Center | Legal Assistance for Immigrants | Immigrants/New Entrants | \$ 115,301 | \$ 76,237 | \$ 97,430 | \$ 48,715 | \$ 38,119 | \$ 38,119 |

FY 2011-12 CBO Continuation Funding By Name

| | | | | | RFP | | Continuation Funding | |
|---|---|-------------------------------------|------------------|---------------------------|------------------------|---------------------------------|-----------------------------|----------------|
| NAME OF PROPOSING ORGANIZATION | PROGRAM NAME / ACTIVITY TITLE | CATEGORY | AMOUNT REQUESTED | PRIOR YEAR FUNDING AMOUNT | RFP AMOUNT RECOMMENDED | Proposed FY 2011-12 by Category | PROPOSED FUNDING FY 2011-12 | FUNDING AMOUNT |
| Florida International University | Inter-American Conference of Mayors | Other | \$ - | \$ 34,125 | \$ - | \$ - | \$ 17,063 | \$ 17,063 |
| Florida Introduces Physical Activity and Nutrition to Youth (d/b/a FLIPANY) | Operation Frontline | Health | \$ 159,681 | \$ - | \$ - | \$ - | \$ - | \$ - |
| Florida Venture Foundation | Business Resource Center Program | Children, Youth, & Families | \$ - | \$ 42,000 | \$ - | \$ - | \$ 42,000 | \$ 42,000 |
| * Florida Venture Foundation | Youth Build | Children, Youth, & Families | \$ - | \$ 86,275 | \$ - | \$ - | \$ 43,138 | \$ 86,275 |
| Florida Venture Foundation | Elderly | Elder Needs | \$ 41,000 | \$ - | \$ - | \$ - | \$ - | \$ - |
| Florida Venture Foundation | Immigrants/New Entrants | Immigrants/New Entrants | \$ 50,000 | \$ - | \$ - | \$ - | \$ - | \$ - |
| Florida Venture Foundation | Business Resource Center Program | N/A | \$ - | \$ - | \$ - | \$ - | \$ - | \$ - |
| Florida Venture Foundation | Business Outreach | Other | \$ 60,000 | \$ - | \$ - | \$ - | \$ - | \$ - |
| Florida Venture Foundation | Foster Care | Other | \$ 41,000 | \$ - | \$ - | \$ - | \$ - | \$ - |
| Florida Venture Foundation | Health and Life Skills Training | Other | \$ 42,500 | \$ - | \$ - | \$ - | \$ - | \$ - |
| Florida Venture Foundation | Mentoring Outreach | Other | \$ 57,500 | \$ - | \$ - | \$ - | \$ - | \$ - |
| Florida Venture Foundation | Technical Support | Other | \$ 60,000 | \$ - | \$ - | \$ - | \$ - | \$ - |
| Florida Venture Foundation | Youth Build | Other | \$ 110,000 | \$ - | \$ - | \$ - | \$ - | \$ - |
| Foster Care and Adoption Community Solutions, Inc. | South Florida Adoption Support Network | Children, Youth, & Families | \$ 200,950 | \$ - | \$ - | \$ - | \$ - | \$ - |
| Foster Care Review, Inc. | Citizens Review Program | Children, Youth, & Families | \$ 50,000 | \$ 28,000 | \$ 18,548 | \$ 18,548 | \$ 28,000 | \$ 28,000 |
| Foundation for Democracy in Africa, Inc. (Africando) | Africando-U.S. Africa Trade and Investment Symposium | Chambers | \$ - | \$ 52,063 | \$ - | \$ - | \$ 26,031 | \$ 26,031 |
| Foundation of Community Assistance & Leadership, Inc. | FOCAL Academic Improvement Program | Children, Youth, & Families | \$ 170,087 | \$ - | \$ - | \$ - | \$ - | \$ - |
| Foundation of Community Assistance & Leadership, Inc. | FOCAL Life Skills Program | Children, Youth, & Families | \$ 81,679 | \$ - | \$ - | \$ - | \$ - | \$ - |
| Foundation of Community Assistance & Leadership, Inc. | FOCAL More Park After School Program | Children, Youth, & Families | \$ - | \$ 39,375 | \$ - | \$ - | \$ 39,375 | \$ 39,375 |
| Foundation of Community Assistance & Leadership, Inc. | FOCAL More Park FCAT Tutoring Program | Children, Youth, & Families | \$ - | \$ 11,900 | \$ - | \$ - | \$ 11,900 | \$ 11,900 |
| Foundation of Community Assistance & Leadership, Inc. | FOCAL More Park After School Program | N/A | \$ - | \$ - | \$ - | \$ - | \$ - | \$ - |
| Foundation of Community Assistance & Leadership, Inc. | FOCAL More Park FCAT Tutoring Program | N/A | \$ - | \$ - | \$ - | \$ - | \$ - | \$ - |
| Friends of the Drug Court, Inc. | Miami-Dade Adult Drug Court | Children, Youth, & Families | \$ - | \$ 28,000 | \$ - | \$ - | \$ 28,000 | \$ 28,000 |
| Friends of the Drug Court, Inc. | Miami-Dade Adult Drug Court | N/A | \$ - | \$ - | \$ - | \$ - | \$ - | \$ - |
| Fulford United Methodist Church | Fulford UMC Food Bank and Case Manager | Basic Needs | \$ 83,314 | \$ - | \$ 28,124 | \$ 28,124 | \$ - | \$ - |
| GALATA, Inc. | General Case Management | Basic Needs | \$ 87,000 | \$ - | \$ 60,900 | \$ 60,900 | \$ - | \$ - |
| * GALATA, Inc. | Employment Services Training Program 1 | Children, Youth, & Families | \$ - | \$ 13,685 | \$ - | \$ - | \$ 13,685 | \$ - |
| * GALATA, Inc. | Employment Services Training Program 2 | Children, Youth, & Families | \$ - | \$ 16,800 | \$ - | \$ - | \$ 16,800 | \$ - |
| GALATA, Inc. | Worthy Cause | Children, Youth, & Families | \$ 65,000 | \$ - | \$ - | \$ - | \$ - | \$ - |
| GALATA, Inc. | Youth LEAP | Children, Youth, & Families | \$ 115,000 | \$ 50,575 | \$ 38,281 | \$ 38,281 | \$ 50,575 | \$ 50,575 |
| GALATA, Inc. | Adult Day Care | Elder Needs | \$ 150,000 | \$ 63,750 | \$ 95,597 | \$ 95,597 | \$ 63,750 | \$ 63,750 |
| GALATA, Inc. | Case Management | Elder Needs | \$ 77,000 | \$ - | \$ - | \$ - | \$ - | \$ - |
| GALATA, Inc. | Nutrition Services | Elder Needs | \$ 70,000 | \$ - | \$ 44,637 | \$ 44,637 | \$ - | \$ - |
| GALATA, Inc. | Senior Center: 60+ Bridging the Gap | Elder Needs | \$ 100,000 | \$ 40,000 | \$ 63,747 | \$ 63,747 | \$ 40,000 | \$ 40,000 |
| GALATA, Inc. | Senior Transportation | Elder Needs | \$ 80,000 | \$ 55,250 | \$ - | \$ - | \$ 55,250 | \$ 55,250 |
| GALATA, Inc. | American Dream Achievement Project | Immigrants/New Entrants | \$ 78,500 | \$ 17,850 | \$ - | \$ - | \$ 8,925 | \$ 8,925 |
| GALATA, Inc. | Employment Services Training Program 1 | N/A | \$ - | \$ - | \$ - | \$ - | \$ - | \$ - |
| GALATA, Inc. | Employment Services Training Program 2 | N/A | \$ - | \$ - | \$ - | \$ - | \$ - | \$ - |
| Gang Alternative, Inc. | Urban Partnership Youth Development and Prevention Program | Children, Youth, & Families | \$ 195,499 | \$ - | \$ 62,719 | \$ 62,719 | \$ - | \$ - |
| Girl Scout Council of Tropical Florida, Inc. | In-School Program for Children Disabilities | Children & Adults with Disabilities | \$ 57,374 | \$ - | \$ 28,687 | \$ 28,687 | \$ - | \$ - |
| Girl Scout Council of Tropical Florida, Inc. | Girls Scout Academic Afterschool Program | Children, Youth, & Families | \$ 51,500 | \$ 41,650 | \$ 19,003 | \$ 19,003 | \$ 41,650 | \$ 41,650 |
| Girl Scout Council of Tropical Florida, Inc. | Decisions for Your Life | Children, Youth, & Families | \$ 41,500 | \$ 35,700 | \$ 19,920 | \$ 9,960 | \$ 17,850 | \$ 35,700 |
| Girls in Full Transition, Inc. | Positive Youth Development through life skills training | Children, Youth, & Families | \$ 150,000 | \$ - | \$ - | \$ - | \$ - | \$ - |
| Giving a Future to a Hopeless Child Foundation, Inc. | WorkReady | Workforce Development | \$ 126,200 | \$ - | \$ - | \$ - | \$ - | \$ - |
| Glory Temple Ministries Inc. | God's GRACE Food Bank | Basic Needs | \$ 73,919 | \$ - | \$ 24,953 | \$ 24,953 | \$ - | \$ - |
| Good Hope Equestrian Training Center, Inc. | Cultural Enhancement & Rec. Activities for Children with Disabilities | Children & Adults with Disabilities | \$ 45,000 | \$ 23,800 | \$ 25,650 | \$ 25,650 | \$ 23,800 | \$ 23,800 |
| Good News Care Center, Inc. (GNCC) | GNCC ER Diversion and Medical Homes Project | Health | \$ 145,283 | \$ - | \$ - | \$ - | \$ - | \$ - |
| Goodwill Industries of South Florida, Inc. | Wellness Worksite | Health | \$ 170,970 | \$ - | \$ - | \$ - | \$ - | \$ - |
| Grace United Community Church, Inc. | Health and Wellness Programs for the Community | Health | \$ 370,450 | \$ - | \$ - | \$ - | \$ - | \$ - |
| Greater Fellowship MBC Extended Hands | The Unity Project | Children, Youth, & Families | \$ 228,000 | \$ - | \$ 72,586 | \$ 72,586 | \$ - | \$ - |
| Greater Miami Service Corps | Corps-to-Career Youth Program | Workforce Development | \$ 191,542 | \$ - | \$ 74,836 | \$ 37,418 | \$ - | \$ - |
| Guardianship Program of Dade County, Inc. | Legal Guardianship Services | Elder Needs | \$ 100,000 | \$ 26,775 | \$ 63,747 | \$ 63,747 | \$ 26,775 | \$ 26,775 |
| Gulf Coast Jewish Family Services, Inc. | Capable and Caring Parents | Children, Youth, & Families | \$ - | \$ 41,650 | \$ - | \$ - | \$ 41,650 | \$ 41,650 |
| Gulf Coast Jewish Family Services, Inc. | Capable and Caring Parents | N/A | \$ - | \$ - | \$ - | \$ - | \$ - | \$ - |
| Haitian American Alliance Youth Foundation, Inc. | Community Center Program | Children, Youth, & Families | \$ - | \$ 98,000 | \$ - | \$ - | \$ 98,000 | \$ 98,000 |
| Haitian American Alliance Youth Foundation, Inc. | Community Center Program | N/A | \$ - | \$ - | \$ - | \$ - | \$ - | \$ - |
| Haitian American Citizenship and Voter Education Center, Inc. | Public Service - Reaching for the American Dream | Children, Youth, & Families | \$ - | \$ 11,900 | \$ - | \$ - | \$ 11,900 | \$ 11,900 |
| Haitian American Citizenship and Voter Education Center, Inc. | Public Service - Reaching for the American Dream | N/A | \$ - | \$ - | \$ - | \$ - | \$ - | \$ - |
| * Haitian American Organization for Women, Inc. | Criminal Justice - Family Empowerment / Children, Youth, and Families | Criminal Justice | \$ - | \$ 14,875 | \$ - | \$ - | \$ 14,875 | |
| Haitian American Organization for Women, Inc. | Criminal Justice - Family Empowerment / Children, Youth, and Families | N/A | \$ - | \$ - | \$ - | \$ - | \$ - | \$ - |

FY 2011-12 CBO Continuation Funding By Name

| | | | | | RFP | | Continuation Funding | |
|--|---|-------------------------------------|------------------|---------------------------|------------------------|---------------------------------|-----------------------------|----------------|
| NAME OF PROPOSING ORGANIZATION | PROGRAM NAME / ACTIVITY TITLE | CATEGORY | AMOUNT REQUESTED | PRIOR YEAR FUNDING AMOUNT | RFP AMOUNT RECOMMENDED | Proposed FY 2011-12 by Category | PROPOSED FUNDING FY 2011-12 | FUNDING AMOUNT |
| Haitian American Youth of Tomorrow, Inc. | Civic Education and Academic Engagement for a Better Tomorrow | Children, Youth, & Families | \$ - | \$ 14,000 | \$ - | \$ - | \$ 14,000 | \$ 14,000 |
| Haitian American Youth of Tomorrow, Inc. | Civic Education and Academic Engagement for a Better Tomorrow | N/A | \$ - | \$ - | \$ - | \$ - | \$ - | \$ - |
| Haitian Neighborhood Center, Sant La | Information and Referral Services | Basic Needs | \$ - | \$ 29,750 | \$ - | \$ - | \$ 29,750 | \$ 29,750 |
| Haitian Neighborhood Center, Sant La | Sant La- Basic Needs | Basic Needs | \$ 157,489 | \$ - | \$ 53,163 | \$ 53,163 | \$ - | \$ - |
| Haitian Neighborhood Center, Sant La | Financial Literacy and Tax Preparation Services | Children, Youth, & Families | \$ - | \$ 11,900 | \$ - | \$ - | \$ 11,900 | \$ 11,900 |
| Haitian Neighborhood Center, Sant La | Neighborhood Resource Center | Children, Youth, & Families | \$ - | \$ 44,625 | \$ - | \$ - | \$ 44,625 | \$ 44,625 |
| Haitian Neighborhood Center, Sant La | Neighborhood Resource Center General Operations | Children, Youth, & Families | \$ - | \$ 28,000 | \$ - | \$ - | \$ 28,000 | \$ 28,000 |
| Haitian Neighborhood Center, Sant La | Sant La- Immigrants/New Entrants | Immigrants/New Entrants | \$ 157,489 | \$ - | \$ 133,078 | \$ 66,539 | \$ - | \$ - |
| Haitian Neighborhood Center, Sant La | Financial Literacy and Tax Preparation Services | N/A | \$ - | \$ - | \$ - | \$ - | \$ - | \$ - |
| Haitian Neighborhood Center, Sant La | Information and Referral Services | N/A | \$ - | \$ - | \$ - | \$ - | \$ - | \$ - |
| Haitian Neighborhood Center, Sant La | Neighborhood Resource Center | N/A | \$ - | \$ - | \$ - | \$ - | \$ - | \$ - |
| Haitian Neighborhood Center, Sant La | Neighborhood Resource Center General Operations | N/A | \$ - | \$ - | \$ - | \$ - | \$ - | \$ - |
| Haitian Neighborhood Center, Sant La | Sant La- Workforce Development | Workforce Development | \$ 156,715 | \$ - | \$ 44,738 | \$ 22,369 | \$ - | \$ - |
| Haitian Organization of Women | After School | Children, Youth, & Families | \$ 130,352 | \$ - | \$ 42,941 | \$ 42,941 | \$ - | \$ - |
| Haitian Organization of Women | Domestic Violence | Special Needs | \$ 70,389 | \$ - | \$ - | \$ - | \$ - | \$ - |
| * Hands on Miami | Transformation Zone | Other | \$ 50,000 | \$ 28,000 | \$ - | \$ - | \$ 14,000 | \$ - |
| Harvest Fire International Outreach Ministries, Inc. | Harvest Fire Family Enrichment Center | Children, Youth, & Families | \$ - | \$ 17,850 | \$ - | \$ - | \$ 17,850 | \$ 17,850 |
| Harvest Fire International Outreach Ministries, Inc. | Harvest Fire Family Enrichment Center | N/A | \$ - | \$ - | \$ - | \$ - | \$ - | \$ - |
| * Health Choice Network, Inc. | Healthy Body, Healthy Soul Pediatric Asthma Project | Children, Youth, & Families | \$ - | \$ 44,625 | \$ - | \$ - | \$ 44,625 | \$ - |
| Health Choice Network, Inc. | Healthy Body, Healthy Soul Pediatric Asthma Project | N/A | \$ - | \$ - | \$ - | \$ - | \$ - | \$ - |
| Health Council of South Florida, Inc. | Operational Support | Health | \$ - | \$ 65,078 | \$ - | \$ - | \$ 32,539 | \$ 32,539 |
| Healthy Start Coalition of Miami Dade | Miami - Dade County's Rose Project | Children, Youth, & Families | \$ 606,767 | \$ - | \$ 125,000 | \$ 125,000 | \$ - | \$ - |
| Hearing and Speech Center of Florida, Inc. | Recognition and Response | Children, Youth, & Families | \$ 38,800 | \$ - | \$ 15,147 | \$ 15,147 | \$ - | \$ - |
| Hearing and Speech Center of Florida, Inc. | Hear Again | Elder Needs | \$ 72,000 | \$ - | \$ 45,911 | \$ 45,911 | \$ - | \$ - |
| Hearing and Speech Center of Florida, Inc. | Early Childhood Screening | Health | \$ 100,000 | \$ - | \$ 48,000 | \$ 24,000 | \$ - | \$ - |
| Hearing and Speech Center of Florida, Inc. | Therapy for All | Children & Adults with Disabilities | \$ 75,775 | \$ 40,520 | \$ 43,192 | \$ 43,192 | \$ 40,520 | \$ 40,520 |
| Hearing and Speech Center of Florida, Inc. | Development Training for Childcare Workers and Parents | Children, Youth, & Families | \$ - | \$ 35,700 | \$ - | \$ - | \$ 35,700 | \$ 35,700 |
| Hearing and Speech Center of Florida, Inc. | Development Training for Childcare Workers and Parents | N/A | \$ - | \$ - | \$ - | \$ - | \$ - | \$ - |
| Helen B. Bentley Family Health Center, Inc. | TAPPP | Children, Youth, & Families | \$ 100,000 | \$ - | \$ - | \$ - | \$ - | \$ - |
| Helping Hands Youth Center, Inc. | Helping Hands Youth Center Recreational Activities | N/A | \$ - | \$ - | \$ - | \$ - | \$ - | \$ - |
| Helping Hands Youth Center, Inc. | Olinda/Partners Parks Programmatic Support | N/A | \$ - | \$ - | \$ - | \$ - | \$ - | \$ - |
| Helping Hands Youth Center, Inc.(HHYC) | Helping Hands Youth Center Recreational Activities | Children, Youth, & Families | \$ - | \$ 14,875 | \$ - | \$ - | \$ 14,875 | \$ 14,875 |
| Helping Hands Youth Center, Inc.(HHYC) | HHYC Liberty Square Recreational Activities | Children, Youth, & Families | \$ 186,350 | \$ 61,250 | \$ - | \$ - | \$ 61,250 | \$ 61,250 |
| Helping Hands Youth Center, Inc.(HHYC) | HHYC Naranja Park Recreational Activities | Children, Youth, & Families | \$ 139,100 | \$ - | \$ - | \$ - | \$ - | \$ - |
| Helping Hands Youth Center, Inc.(HHYC) | HHYC Oak Grove Recreational Activities | Children, Youth, & Families | \$ 139,100 | \$ - | \$ - | \$ - | \$ - | \$ - |
| Helping Hands Youth Center, Inc.(HHYC) | HHYC Olinda/Partners Park Recreational Activities | Children, Youth, & Families | \$ 176,000 | \$ 5,950 | \$ - | \$ - | \$ 5,950 | \$ 5,950 |
| Helping Hands Youth Center, Inc.(HHYC) | Olinda/Partners Parks Programmatic Support | Children, Youth, & Families | \$ - | \$ 61,250 | \$ - | \$ - | \$ 61,250 | \$ 61,250 |
| * Here's Help | Substance Abuse Treatment | Criminal Justice | \$ 238,375 | \$ 48,790 | \$ 208,578 | \$ 104,289 | \$ 24,395 | \$ 48,790 |
| Hispanic Coalition Corp. | At Risk Youth and Family Intervention | Children, Youth, & Families | \$ 100,000 | \$ 14,875 | \$ 33,727 | \$ 33,727 | \$ 14,875 | \$ 14,875 |
| Hispanic Coalition Corp. | Job Placement | Workforce Development | \$ 100,000 | \$ - | \$ - | \$ - | \$ - | \$ - |
| Hispanic Coalition Corp. | Hispanic Coalition Corp. | Basic Needs | \$ 100,000 | \$ - | \$ 33,757 | \$ 33,757 | \$ - | \$ - |
| Hispanic Coalition Corp. | Hispanic Coalition Social Service Program | Children, Youth, & Families | \$ - | \$ 35,700 | \$ - | \$ - | \$ 35,700 | \$ 35,700 |
| Hispanic Coalition Corp. | Hispanic Coalition Social Service Program Kendall Office | Children, Youth, & Families | \$ - | \$ 52,500 | \$ - | \$ - | \$ 52,500 | \$ 52,500 |
| Hispanic Coalition Corp. | Hispanic Coalition Social Service Program | N/A | \$ - | \$ - | \$ - | \$ - | \$ - | \$ - |
| Hispanic Coalition Corp. | Hispanic Coalition Social Service Program Kendall Office | N/A | \$ - | \$ - | \$ - | \$ - | \$ - | \$ - |
| Historic Hampton House Community Trust, Inc. | Historic Hampton House Cultural Education, Restoration, & Renovation Assistance | N/A | \$ - | \$ - | \$ - | \$ - | \$ - | \$ - |
| Historic Hampton House Community Trust, Inc. | Collaboration with Parks Dept and AHCAC | Other | \$ 738,582 | \$ - | \$ - | \$ - | \$ - | \$ - |
| Historic Hampton House Community Trust, Inc. | Community Economic Development | Other | \$ 147,728 | \$ - | \$ - | \$ - | \$ - | \$ - |
| Historic Hampton House Community Trust, Inc. | Historic Hampton House Cultural Education, Restoration, & Renovation Assistance | Other | \$ - | \$ 28,000 | \$ - | \$ - | \$ 14,000 | \$ 14,000 |
| Historic Hampton House Community Trust, Inc. | Vocational Mentoring At-Risk Youth | Workforce Development | \$ 43,271 | \$ - | \$ - | \$ - | \$ - | \$ - |
| Historic Hampton House Community Trust, Inc. | WorkReady | Workforce Development | \$ 70,419 | \$ - | \$ - | \$ - | \$ - | \$ - |
| Holy Temple Human Services, Inc. | Early Intervention/Prevention Program | Elder Needs | \$ 62,900 | \$ 62,900 | \$ - | \$ - | \$ 62,900 | \$ 62,900 |
| Homestead Soup Kitchen, Inc. | Homestead Soup Kitchen | Basic Needs | \$ 35,075 | \$ 8,925 | \$ 11,840 | \$ 11,840 | \$ 8,925 | \$ 8,925 |
| Hosanna Community Foundation, Inc. | Food for Kids Program (FFKP) | Basic Needs | \$ 48,143 | \$ - | \$ 33,700 | \$ 33,700 | \$ - | \$ - |
| Hosanna Community Foundation, Inc. | Youth Leadership Program (YLP) | Children, Youth, & Families | \$ 94,290 | \$ - | \$ 31,995 | \$ 31,995 | \$ - | \$ - |
| Hospice Care of Southeast Florida Inc. | Elder Needs Program | Elder Needs | \$ 74,500 | \$ - | \$ 47,503 | \$ 47,503 | \$ - | \$ - |
| Human Services Coalition of Dade, Inc. | Prosperity Campaign | Basic Needs | \$ 251,685 | \$ 110,075 | \$ 84,961 | \$ 84,961 | \$ 110,075 | \$ 110,075 |
| * Inner City Community Development, Corp. | Elderly Services - Beautiful Day in the Neighborhood | Elder Needs | \$ - | \$ 21,250 | \$ - | \$ - | \$ 21,250 | \$ - |
| Inner City Community Development, Corp. | Elderly Services - Beautiful Day in the Neighborhood | N/A | \$ - | \$ - | \$ - | \$ - | \$ - | \$ - |
| * Inner City Youth of South Florida | Project Hope Initiative | Children, Youth, & Families | \$ 487,180 | \$ - | \$ 125,000 | \$ 125,000 | \$ - | \$ 125,000 |

FY 2011-12 CBO Continuation Funding By Name

| | | | | | RFP | | Continuation Funding | |
|--|---|-------------------------------------|------------------|---------------------------|------------------------|---------------------------------|-----------------------------|----------------|
| NAME OF PROPOSING ORGANIZATION | PROGRAM NAME / ACTIVITY TITLE | CATEGORY | AMOUNT REQUESTED | PRIOR YEAR FUNDING AMOUNT | RFP AMOUNT RECOMMENDED | Proposed FY 2011-12 by Category | PROPOSED FUNDING FY 2011-12 | FUNDING AMOUNT |
| Institute for Child and Family Health, Inc. | Before and After School Program | Children, Youth, & Families | \$ - | \$ 40,163 | \$ - | \$ - | \$ 40,163 | \$ 40,163 |
| Institute for Child and Family Health, Inc. | Child Abuse and Neglect Prevention Services | Children, Youth, & Families | \$ - | \$ 41,650 | \$ - | \$ - | \$ 41,650 | \$ 41,650 |
| Institute for Child and Family Health, Inc. | Emancipation Program | Children, Youth, & Families | \$ - | \$ 37,188 | \$ - | \$ - | \$ 37,188 | \$ 37,188 |
| Institute for Child and Family Health, Inc. | Health & Mental Health Integration | Children, Youth, & Families | \$ 485,000 | \$ - | \$ 125,000 | \$ 125,000 | \$ - | \$ - |
| Institute for Child and Family Health, Inc. | Infant Mental Health Training | Children, Youth, & Families | \$ - | \$ 47,600 | \$ - | \$ - | \$ 47,600 | \$ 47,600 |
| Institute for Child and Family Health, Inc. | Mentoring Program | Children, Youth, & Families | \$ 94,000 | \$ - | \$ 31,905 | \$ 31,905 | \$ - | \$ - |
| Institute for Child and Family Health, Inc. | Parenting Skills Training | Children, Youth, & Families | \$ 118,000 | \$ - | \$ 39,192 | \$ 39,192 | \$ - | \$ - |
| Institute for Child and Family Health, Inc. | Positive Youth Development Program | Children, Youth, & Families | \$ - | \$ 35,700 | \$ - | \$ - | \$ 35,700 | \$ 35,700 |
| Institute for Child and Family Health, Inc. | Family and Child Empowerment (FACE) Program | Criminal Justice | \$ - | \$ 70,000 | \$ - | \$ - | \$ 70,000 | \$ 70,000 |
| Institute for Child and Family Health, Inc. | Family Empowerment Program | Criminal Justice | \$ 119,663 | \$ 56,525 | \$ 90,000 | \$ 90,000 | \$ 56,525 | \$ 56,525 |
| Institute for Child and Family Health, Inc. | Family Intervention Services-Functional Family Therapy | Criminal Justice | \$ 501,000 | \$ 404,180 | \$ 424,318 | \$ 424,318 | \$ 404,180 | \$ 404,180 |
| Institute for Child and Family Health, Inc. | Gang Prevention & Intervention Program/Youth Gang Resource Center | Criminal Justice | \$ 116,000 | \$ 62,476 | \$ - | \$ - | \$ 62,476 | \$ 62,476 |
| Institute for Child and Family Health, Inc. | Gang Unit Exit Strategy Services Program | Criminal Justice | \$ - | \$ 59,619 | \$ - | \$ - | \$ 59,619 | \$ 59,619 |
| Institute for Child and Family Health, Inc. | Serious Habitual Offender Sibling Program (SHOSib) | Criminal Justice | \$ 168,000 | \$ 154,000 | \$ 120,000 | \$ 120,000 | \$ 154,000 | \$ 154,000 |
| Institute for Child and Family Health, Inc. | SNAP-Stop Now and Plan | Criminal Justice | \$ 128,700 | \$ 105,000 | \$ 128,700 | \$ 128,700 | \$ 105,000 | \$ 105,000 |
| Institute for Child and Family Health, Inc. | Youth Gang Resource Center | Criminal Justice | \$ - | \$ 87,271 | \$ - | \$ - | \$ 87,271 | \$ 87,271 |
| Institute for Child and Family Health, Inc. | Healthy Steps | Health | \$ 364,195 | \$ - | \$ 100,000 | \$ 50,000 | \$ - | \$ - |
| Institute for Child and Family Health, Inc. | Community Based Adaptation and Socialization Program | Immigrants/New Entrants | \$ - | \$ 34,213 | \$ - | \$ - | \$ 17,107 | \$ 17,107 |
| Institute for Child and Family Health, Inc. | Before and After School Program | N/A | \$ - | \$ - | \$ - | \$ - | \$ - | \$ - |
| Institute for Child and Family Health, Inc. | Child Abuse and Neglect Prevention Services | N/A | \$ - | \$ - | \$ - | \$ - | \$ - | \$ - |
| Institute for Child and Family Health, Inc. | Community Based Adaptation and Socialization Program | N/A | \$ - | \$ - | \$ - | \$ - | \$ - | \$ - |
| Institute for Child and Family Health, Inc. | Early Intervention/Prevention Services for Children | N/A | \$ - | \$ - | \$ - | \$ - | \$ - | \$ - |
| Institute for Child and Family Health, Inc. | Emancipation Program | N/A | \$ - | \$ - | \$ - | \$ - | \$ - | \$ - |
| Institute for Child and Family Health, Inc. | Expansion of Outpatient Treatment Services for Children | N/A | \$ - | \$ - | \$ - | \$ - | \$ - | \$ - |
| Institute for Child and Family Health, Inc. | Family and Child Empowerment (FACE) Program | N/A | \$ - | \$ - | \$ - | \$ - | \$ - | \$ - |
| Institute for Child and Family Health, Inc. | Gang Unit Exit Strategy Services Program | N/A | \$ - | \$ - | \$ - | \$ - | \$ - | \$ - |
| Institute for Child and Family Health, Inc. | Infant Mental Health Training | N/A | \$ - | \$ - | \$ - | \$ - | \$ - | \$ - |
| Institute for Child and Family Health, Inc. | Positive Youth Development Program | N/A | \$ - | \$ - | \$ - | \$ - | \$ - | \$ - |
| Institute for Child and Family Health, Inc. | Therapeutic Milieu Treatment Care Program | N/A | \$ - | \$ - | \$ - | \$ - | \$ - | \$ - |
| Institute for Child and Family Health, Inc. | Youth Gang Resource Center | N/A | \$ - | \$ - | \$ - | \$ - | \$ - | \$ - |
| Institute for Child and Family Health, Inc. | Early Intervention/Prevention Services for Children | Special Needs | \$ - | \$ 53,550 | \$ - | \$ - | \$ 26,775 | \$ 26,775 |
| Institute for Child and Family Health, Inc. | Expansion of Outpatient Treatment Services for Children | Special Needs | \$ - | \$ 53,550 | \$ - | \$ - | \$ 26,775 | \$ 26,775 |
| Institute for Child and Family Health, Inc. | Therapeutic Milieu Treatment Care Program | Special Needs | \$ - | \$ 43,138 | \$ - | \$ - | \$ 21,569 | \$ 21,569 |
| Institute for Community Collaboration, Inc. | Legacy Green Empowerment | Workforce Development | \$ 360,000 | \$ - | \$ 35,331 | \$ 17,666 | \$ - | \$ - |
| Institute of Black Family Life, Inc. | Family Empowerment Program | Criminal Justice | \$ 65,000 | \$ 29,453 | \$ - | \$ - | \$ 29,453 | \$ 29,453 |
| Ismile, Inc. | Applied Behavioral Analysis-Early Inter for Children with Disabilities | Children & Adults with Disabilities | \$ 215,785 | \$ - | \$ - | \$ - | \$ - | \$ - |
| Jackson Memorial Foundation | Drive Safe/Ride Safe | Health | \$ 57,594 | \$ - | \$ - | \$ - | \$ - | \$ - |
| Jackson Memorial Foundation | Winning Season Sports Injury Prevention Symposium | Health | \$ 32,956 | \$ - | \$ - | \$ - | \$ - | \$ - |
| Jewish Community Services of South Florida, Inc. | Information, Access and Referral Services | Basic Needs | \$ 31,148 | \$ 17,850 | \$ 21,804 | \$ 21,804 | \$ 17,850 | \$ 17,850 |
| Jewish Community Services of South Florida, Inc. | Adult Day Training | Children & Adults with Disabilities | \$ 43,720 | \$ - | \$ 26,232 | \$ 26,232 | \$ - | \$ - |
| Jewish Community Services of South Florida, Inc. | Youth Academic and Support Services | Children, Youth, & Families | \$ 64,931 | \$ 41,650 | \$ 23,080 | \$ 23,080 | \$ 41,650 | \$ 41,650 |
| Jewish Community Services of South Florida, Inc. | Family Empowerment Program | Criminal Justice | \$ - | \$ 56,525 | \$ - | \$ - | \$ 56,525 | \$ 56,525 |
| Jewish Community Services of South Florida, Inc. | Case Management for the Elderly | Elder Needs | \$ 128,876 | \$ - | \$ - | \$ - | \$ - | \$ - |
| Jewish Community Services of South Florida, Inc. | Elderly Services - Emergency Home Delivered Meals Program | Elder Needs | \$ - | \$ 76,500 | \$ - | \$ - | \$ 76,500 | \$ 76,500 |
| Jewish Community Services of South Florida, Inc. | Elderly Services - Emergency Home Repair | Elder Needs | \$ - | \$ 59,415 | \$ - | \$ - | \$ 59,415 | \$ 59,415 |
| Jewish Community Services of South Florida, Inc. | Elderly Services - Home Shopping Program/Hurricane Preparedness | Elder Needs | \$ - | \$ 21,250 | \$ - | \$ - | \$ 21,250 | \$ 21,250 |
| Jewish Community Services of South Florida, Inc. | Elderly Services - In-Home Services for the Frail Elderly | Elder Needs | \$ - | \$ 68,000 | \$ - | \$ - | \$ 68,000 | \$ 68,000 |
| Jewish Community Services of South Florida, Inc. | Elderly Services - North Miami Beach Services / Senior Crime Prevention | Elder Needs | \$ - | \$ 42,500 | \$ - | \$ - | \$ 42,500 | \$ 42,500 |
| Jewish Community Services of South Florida, Inc. | Elderly Services - Sunny Isles Senior Services Program | Elder Needs | \$ - | \$ 21,250 | \$ - | \$ - | \$ 21,250 | \$ 21,250 |
| Jewish Community Services of South Florida, Inc. | Elderly with Assistance, Home Repair and Security | Elder Needs | \$ 82,291 | \$ - | \$ - | \$ - | \$ - | \$ - |
| Jewish Community Services of South Florida, Inc. | Home-Based Enhanced Nutrition | Elder Needs | \$ 152,333 | \$ - | \$ 97,083 | \$ 97,083 | \$ - | \$ - |
| Jewish Community Services of South Florida, Inc. | Miami Beach Senior Center | Elder Needs | \$ 179,311 | \$ 72,250 | \$ 114,268 | \$ 114,268 | \$ 72,250 | \$ 72,250 |
| Jewish Community Services of South Florida, Inc. | Seymour Gelber Adult Day Care Center | Elder Needs | \$ 108,910 | \$ 72,250 | \$ 69,422 | \$ 69,422 | \$ 72,250 | \$ 72,250 |
| Jewish Community Services of South Florida, Inc. | Elderly Services - Emergency Home Delivered Meals Program | N/A | \$ - | \$ - | \$ - | \$ - | \$ - | \$ - |
| Jewish Community Services of South Florida, Inc. | Elderly Services - Emergency Home Repair | N/A | \$ - | \$ - | \$ - | \$ - | \$ - | \$ - |
| Jewish Community Services of South Florida, Inc. | Elderly Services - Home Shopping Program/Hurricane Preparedness | N/A | \$ - | \$ - | \$ - | \$ - | \$ - | \$ - |

FY 2011-12 CBO Continuation Funding By Name

| | | | | | RFP | | Continuation Funding | |
|---|--|-------------------------------------|------------------|---------------------------|------------------------|---------------------------------|-----------------------------|----------------|
| NAME OF PROPOSING ORGANIZATION | PROGRAM NAME / ACTIVITY TITLE | CATEGORY | AMOUNT REQUESTED | PRIOR YEAR FUNDING AMOUNT | RFP AMOUNT RECOMMENDED | Proposed FY 2011-12 by Category | PROPOSED FUNDING FY 2011-12 | FUNDING AMOUNT |
| Jewish Community Services of South Florida, Inc. | Elderly Services - In-Home Services for the Frail Elderly | N/A | \$ - | \$ - | \$ - | \$ - | \$ - | \$ - |
| Jewish Community Services of South Florida, Inc. | Elderly Services - North Miami Beach Services / Senior Crime Prevention | N/A | \$ - | \$ - | \$ - | \$ - | \$ - | \$ - |
| Jewish Community Services of South Florida, Inc. | Elderly Services - Sunny Isles Senior Services Program | N/A | \$ - | \$ - | \$ - | \$ - | \$ - | \$ - |
| Jewish Community Services of South Florida, Inc. | Family Empowerment Program | N/A | \$ - | \$ - | \$ - | \$ - | \$ - | \$ - |
| Jewish Community Services of South Florida, Inc. | Positive Youth Development | Other | \$ 72,997 | \$ 38,675 | \$ 23,498 | \$ 11,749 | \$ 19,338 | \$ 19,338 |
| Jewish Community Services of South Florida, Inc. | Homeless Outreach for Prevention and Employment | Special Needs | \$ 68,608 | \$ 26,537 | \$ 65,178 | \$ 32,589 | \$ 13,269 | \$ 13,269 |
| Jewish Community Services of South Florida, Inc. | Homeless Outreach Program for Employment (HOPE - Match Funds) | Special Needs | \$ 52,856 | \$ 32,725 | \$ 50,213 | \$ 25,107 | \$ 16,363 | \$ 16,363 |
| Josefa Perez de Castano Kidney Foundation Inc. | Nutrition/Services | Elder Needs | \$ 100,000 | \$ 61,250 | \$ - | \$ - | \$ 61,250 | \$ 61,250 |
| Joshua's Heart Foundation, Inc. | JHF's Food Distribution Program | Basic Needs | \$ 118,938 | \$ - | \$ 40,150 | \$ 40,150 | \$ - | \$ - |
| Junta Patriotica Cubana, Inc. | Community Outreach Conferences | Immigrants/New Entrants | \$ - | \$ 28,000 | \$ - | \$ - | \$ 14,000 | \$ 14,000 |
| Junta Patriotica Cubana, Inc. | Community Outreach Conferences | N/A | \$ - | \$ - | \$ - | \$ - | \$ - | \$ - |
| Karizma Outreach Inc | Karizma Afterschool Program | Children, Youth, & Families | \$ 50,000 | \$ - | \$ - | \$ - | \$ - | \$ - |
| Key Clubhouse of South Florida | Countywide Mental Health Services | Other | \$ 53,763 | \$ - | \$ - | \$ - | \$ - | \$ - |
| KIDCO Child Care, Inc. | School Readiness and Academic Performance Improvement Services | Children, Youth, & Families | \$ 73,170 | \$ 35,700 | \$ - | \$ - | \$ 35,700 | \$ 35,700 |
| Kinad, Inc. | Alternative Schools | Children, Youth, & Families | \$ 129,850 | \$ - | \$ - | \$ - | \$ - | \$ - |
| King David Foundation, Inc. | HIV/AIDS Prevention and Early Intervention Services for High-Risk Residents | Health | \$ 200,000 | \$ - | \$ - | \$ - | \$ - | \$ - |
| King Youth Foundation, Inc. | Kids First Team Sports and Academics | Children, Youth, & Families | \$ 275,000 | \$ - | \$ - | \$ - | \$ - | \$ - |
| Kingdom Vision Project, Inc. | Strategic Enhancement to Mentoring Programs | Children, Youth, & Families | \$ 275,059 | \$ - | \$ - | \$ - | \$ - | \$ - |
| Knowledge Builders of Florida, Inc. | Plugged Into Technology & Academics/ B.A.S.I.S. | Children, Youth, & Families | \$ 455,205 | \$ - | \$ - | \$ - | \$ - | \$ - |
| Kristi House, Inc. | Services to Victims of Sexual Assault | Special Needs | \$ 206,144 | \$ 87,500 | \$ 195,836 | \$ 97,918 | \$ 43,750 | \$ 43,750 |
| La Ventana De Los Cielos, Inc. | Facilitate Transitioning from School and Work | Children & Adults with Disabilities | \$ 261,500 | \$ - | \$ - | \$ - | \$ - | \$ - |
| Ladies Empowerment and Action Program | Women's Business Program for Successful Re-entry | Other | \$ 110,000 | \$ - | \$ - | \$ - | \$ - | \$ - |
| Latin America Foundation | Hispanics and Seniors Education, Training and Orientation for a Better Community | Immigrants/New Entrants | \$ 125,000 | \$ 73,325 | \$ - | \$ - | \$ 36,663 | \$ 36,663 |
| Latin Chamber of Commerce (CAMACOL) | Hemispheric Conference sponsorship | Chambers | \$ - | \$ 169,203 | \$ - | \$ - | \$ 84,602 | \$ 84,602 |
| Latin Chamber of Commerce (CAMACOL) Loan Fund, Inc. | Micro Loan Technical Assistance | N/A | \$ - | \$ - | \$ - | \$ - | \$ - | \$ - |
| * Latin Chamber of Commerce (CAMACOL) Loan Fund, Inc. | Micro Loan Technical Assistance | Other | \$ - | \$ 28,000 | \$ - | \$ - | \$ 14,000 | \$ 14,000 |
| Latinos United in Action Center, Inc. | ACES After School & Summer Program | Children, Youth, & Families | \$ 225,000 | \$ - | \$ - | \$ - | \$ - | \$ - |
| Latinos United in Action Center, Inc. | Computer and Online Resources for Empowerment (CORE) | Children, Youth, & Families | \$ - | \$ 11,900 | \$ - | \$ - | \$ 11,900 | \$ 11,900 |
| Latinos United in Action Center, Inc. | Driven Violence Prevention/Stay In School Program | Children, Youth, & Families | \$ 350,000 | \$ - | \$ 109,624 | \$ 109,624 | \$ - | \$ - |
| Latinos United in Action Center, Inc. | Improving Community Control | Criminal Justice | \$ 250,000 | \$ - | \$ - | \$ - | \$ - | \$ - |
| Latinos United in Action Center, Inc. | Elderly Services - Citizenship, Internet & Intergenerational Empowerment Services for Seniors (CITIES) | Elder Needs | \$ - | \$ 21,250 | \$ - | \$ - | \$ 21,250 | \$ 21,250 |
| Latinos United in Action Center, Inc. | Healthy Outreach Access to Services and Benefit Program | Health | \$ 175,000 | \$ - | \$ - | \$ - | \$ - | \$ - |
| Latinos United in Action Center, Inc. | Computer and Online Resources for Empowerment (CORE) | N/A | \$ - | \$ - | \$ - | \$ - | \$ - | \$ - |
| Latinos United in Action Center, Inc. | Elderly Services - Citizenship, Internet & Intergenerational Empowerment Services for Seniors (CITIES) | N/A | \$ - | \$ - | \$ - | \$ - | \$ - | \$ - |
| Leadership Learning Center at St. Bosco, Inc. | Leadership Learning Center | Children, Youth, & Families | \$ 101,964 | \$ - | \$ 34,323 | \$ 34,323 | \$ - | \$ - |
| Legal Services of Greater Miami, Inc. | Basic Legal Needs Project | Basic Needs | \$ - | \$ 38,675 | \$ - | \$ - | \$ 38,675 | \$ 38,675 |
| Legal Services of Greater Miami, Inc. | Immigrant Legal Advocacy Project | Immigrants/New Entrants | \$ 66,000 | \$ - | \$ 59,568 | \$ 29,784 | \$ - | \$ - |
| Legal Services of Greater Miami, Inc. | Basic Legal Needs Project | N/A | \$ - | \$ - | \$ - | \$ - | \$ - | \$ - |
| Legal Services of Greater Miami, Inc. | Self-Sufficiency Legal Project | Other | \$ 80,457 | \$ 68,600 | \$ 23,498 | \$ 11,749 | \$ 34,300 | \$ 34,300 |
| Leisure City/ Modello Optimist Club of FI, Inc. | Youth Educational Services | Children, Youth, & Families | \$ 154,944 | \$ 26,775 | \$ 50,407 | \$ 50,407 | \$ 26,775 | \$ 26,775 |
| Liberty City Optimist Club of Florida, Inc. | Programmatic Support | Children, Youth, & Families | \$ - | \$ 14,000 | \$ - | \$ - | \$ 14,000 | \$ 14,000 |
| Liberty City Optimistic Club of Florida, Inc. | After School | Children, Youth, & Families | \$ 250,000 | \$ - | \$ - | \$ - | \$ - | \$ - |
| Liberty City Optimistic Club of Florida, Inc. | Organized Sports | Children, Youth, & Families | \$ 125,000 | \$ 35,700 | \$ - | \$ - | \$ 35,700 | \$ 35,700 |
| Liberty City Optimistic Club of Florida, Inc. | Programmatic Support | N/A | \$ - | \$ - | \$ - | \$ - | \$ - | \$ - |
| * Liga Contra el Cancer, Inc. (League Against Cancer) | Liga Contra el Cancer - patients cancer care services | Health | \$ - | \$ 122,500 | \$ - | \$ - | \$ 61,250 | \$ 122,500 |
| Liga Contra el Cancer, Inc. (League Against Cancer) | Liga Contra el Cancer - patients cancer care services | N/A | \$ - | \$ - | \$ - | \$ - | \$ - | \$ - |
| Lighthouse of God in Christ, Inc. | Lighthouse Community Lab Center for Tutoring | Children, Youth, & Families | \$ - | \$ 17,325 | \$ - | \$ - | \$ 17,325 | \$ 17,325 |
| Lighthouse of God in Christ, Inc. | Lighthouse Community Lab Center for Tutoring | N/A | \$ - | \$ - | \$ - | \$ - | \$ - | \$ - |
| Lighthouse of God in Christ, Inc. | Community Legal Aid Support Services (CLASS) | Other | \$ 73,860 | \$ - | \$ - | \$ - | \$ - | \$ - |
| Lighthouse of God in Christ, Inc. | Pathway Out of Redundancy (Poor) | Other | \$ 123,518 | \$ - | \$ 23,498 | \$ 11,749 | \$ - | \$ - |
| Lighthouse of God in Christ, Inc. | Seniors Can Operate Online Too (SCOOT) | Other | \$ 73,178 | \$ - | \$ - | \$ - | \$ - | \$ - |
| * Little Haiti Housing Association, Inc. | Little Haiti Digital Clubhouse | Children, Youth, & Families | \$ - | \$ 11,900 | \$ - | \$ - | \$ 11,900 | |
| Little Haiti Housing Association, Inc. | Little Haiti Digital Clubhouse | N/A | \$ - | \$ - | \$ - | \$ - | \$ - | \$ - |
| Little Havana Activities & Nutrition Centers of Dade County, Inc. | Center-Based Socialization/Recreation | Elder Needs | \$ 125,158 | \$ 76,500 | \$ 79,773 | \$ 79,773 | \$ 76,500 | \$ 76,500 |
| Little Havana Activities & Nutrition Centers of Dade County, Inc. | Elderly Services - (District 6) Home Delivered Meals | Elder Needs | \$ - | \$ 21,250 | \$ - | \$ - | \$ 21,250 | \$ 21,250 |
| Little Havana Activities & Nutrition Centers of Dade County, Inc. | Elderly Services - Center-Based Care/Congregate Meals | Elder Needs | \$ - | \$ 38,250 | \$ - | \$ - | \$ 38,250 | \$ 38,250 |

FY 2011-12 CBO Continuation Funding By Name

| | | | | | RFP | | Continuation Funding | |
|--|--|-----------------------------|------------------|---------------------------|------------------------|---------------------------------|-----------------------------|----------------|
| NAME OF PROPOSING ORGANIZATION | PROGRAM NAME / ACTIVITY TITLE | CATEGORY | AMOUNT REQUESTED | PRIOR YEAR FUNDING AMOUNT | RFP AMOUNT RECOMMENDED | Proposed FY 2011-12 by Category | PROPOSED FUNDING FY 2011-12 | FUNDING AMOUNT |
| Little Havana Activities & Nutrition Centers of Dade County, Inc. | Elderly Services - Elderly Meals - Congregate Meals (District 5) | Elder Needs | \$ - | \$ 21,250 | \$ - | \$ - | \$ 21,250 | \$ 21,250 |
| Little Havana Activities & Nutrition Centers of Dade County, Inc. | Elderly Services - Elderly Meals (All (Countywide)) | Elder Needs | \$ - | \$ 134,938 | \$ - | \$ - | \$ 134,938 | \$ 134,938 |
| Little Havana Activities & Nutrition Centers of Dade County, Inc. | Elderly Services - Exercise and Arts & Crafts (District 5) | Elder Needs | \$ - | \$ 21,250 | \$ - | \$ - | \$ 21,250 | \$ 21,250 |
| Little Havana Activities & Nutrition Centers of Dade County, Inc. | Elderly Services - Home Delivered Meals (District 11) | Elder Needs | \$ - | \$ 63,750 | \$ - | \$ - | \$ 63,750 | \$ 63,750 |
| Little Havana Activities & Nutrition Centers of Dade County, Inc. | Home Based Services for the Frail Elderly | Elder Needs | \$ 282,594 | \$ 127,500 | \$ 116,359 | \$ 116,359 | \$ 127,500 | \$ 127,500 |
| Little Havana Activities & Nutrition Centers of Dade County, Inc. | Nutrition Services: Congregate Meals, Home Delivery Services | Elder Needs | \$ 385,494 | \$ - | \$ 78,376 | \$ 78,376 | \$ - | \$ - |
| Little Havana Activities & Nutrition Centers of Dade County, Inc. | Elderly Services - (District 6) Home Delivered Meals | N/A | \$ - | \$ - | \$ - | \$ - | \$ - | \$ - |
| Little Havana Activities & Nutrition Centers of Dade County, Inc. | Elderly Services - Center-Based Care/Congregate Meals | N/A | \$ - | \$ - | \$ - | \$ - | \$ - | \$ - |
| Little Havana Activities & Nutrition Centers of Dade County, Inc. | Elderly Services - Elderly Meals - Congregate Meals (District 5) | N/A | \$ - | \$ - | \$ - | \$ - | \$ - | \$ - |
| Little Havana Activities & Nutrition Centers of Dade County, Inc. | Elderly Services - Elderly Meals (County Wide) | N/A | \$ - | \$ - | \$ - | \$ - | \$ - | \$ - |
| Little Havana Activities & Nutrition Centers of Dade County, Inc. | Elderly Services - Exercise and Arts & Crafts (District 5) | N/A | \$ - | \$ - | \$ - | \$ - | \$ - | \$ - |
| Little Havana Activities & Nutrition Centers of Dade County, Inc. | Elderly Services - Home Delivered Meals (District 11) | N/A | \$ - | \$ - | \$ - | \$ - | \$ - | \$ - |
| Little River Scholars, Inc. (was NBSA) | Programmatic Support | Children, Youth, & Families | \$ - | \$ 14,000 | \$ - | \$ - | \$ 14,000 | \$ 14,000 |
| Little River Scholars, Inc. (was NBSA) | Programmatic Support | N/A | \$ - | \$ - | \$ - | \$ - | \$ - | \$ - |
| LlirrafO, Inc. (d/b/a O'Farrill Learning Center) | FCAT Tutoring | Children, Youth, & Families | \$ 60,000 | \$ 34,125 | \$ - | \$ - | \$ 34,125 | \$ 34,125 |
| LlirrafO, Inc. (d/b/a O'Farrill Learning Center) | Pre-Reading & Pre-Writing | Children, Youth, & Families | \$ 110,000 | \$ 68,425 | \$ - | \$ - | \$ 68,425 | \$ 68,425 |
| Love in Action c/o Christ the King Lutheran Church | Love In Action c/o Christ The King Lutheran Church | Children, Youth, & Families | \$ 10,000 | \$ - | \$ - | \$ - | \$ - | \$ - |
| * Lutheran Services Florida, Inc. | New Beginnings | Basic Needs | \$ - | \$ 22,908 | \$ - | \$ - | \$ 11,454 | \$ 22,908 |
| Lutheran Services Florida, Inc. | Second Chance | Children, Youth, & Families | \$ 76,078 | \$ - | \$ - | \$ - | \$ - | \$ - |
| Lutheran Services Florida, Inc. | Access | Special Needs | \$ 21,853 | \$ - | \$ 17,582 | \$ 8,791 | \$ - | \$ - |
| Lutheran Services Florida, Inc. | New Beginnings | Special Needs | \$ 45,920 | \$ - | \$ 36,836 | \$ 18,418 | \$ - | \$ - |
| Lutheran Services Florida, Inc. | Partners For Homes | Special Needs | \$ 28,211 | \$ 14,875 | \$ 22,669 | \$ 11,335 | \$ 7,438 | \$ 7,438 |
| Lutheran Services Florida, Inc. | Teens Employment Services | Workforce Development | \$ 108,000 | \$ - | \$ 29,581 | \$ 14,791 | \$ - | \$ - |
| Mahogany Youth Corporation | Teach a Child To Fish | Children, Youth, & Families | \$ 440,615 | \$ 2,433 | \$ - | \$ - | \$ 2,433 | \$ 2,433 |
| Marjory Stoneman Douglas Biscayne Nature Center, Inc. | Environmental Education Awareness Partnership | Children, Youth, & Families | \$ - | \$ 2,800 | \$ - | \$ - | \$ 2,800 | \$ 2,800 |
| Marjory Stoneman Douglas Biscayne Nature Center, Inc. | Environmental Education Awareness Partnership | N/A | \$ - | \$ - | \$ - | \$ - | \$ - | \$ - |
| Mars Community Development Corporation | Local Sustainable Communities Program | Other | \$ 560,000 | \$ - | \$ - | \$ - | \$ - | \$ - |
| Mars Community Development Corporation | Workforce Development Program | Workforce Development | \$ 241,000 | \$ - | \$ - | \$ - | \$ - | \$ - |
| Mars Community Development Corporation | Basic Needs for Sustainable Employment | Basic Needs | \$ 199,000 | \$ - | \$ - | \$ - | \$ - | \$ - |
| Martin Luther King Economic Development Corp. | "Reclaim the Dream" Candlelight Memorial Services | N/A | \$ - | \$ - | \$ - | \$ - | \$ - | \$ - |
| Martin Luther King Economic Development Corp. | Martin Luther King Revitalization Project and Associated Services | N/A | \$ - | \$ - | \$ - | \$ - | \$ - | \$ - |
| * Martin Luther King Economic Development Corp. | "Reclaim the Dream" Candlelight Memorial Services | Other | \$ - | \$ 36,750 | \$ - | \$ - | \$ 18,375 | \$ - |
| * Martin Luther King Economic Development Corp. | Martin Luther King Revitalization Project and Associated Services | Other | \$ - | \$ 73,500 | \$ - | \$ - | \$ 36,750 | \$ - |
| Masada Home Care, Inc. | Home Based Services for Frail Elderly | Elder Needs | \$ 163,370 | \$ 59,500 | \$ 104,114 | \$ 104,114 | \$ 59,500 | \$ 59,500 |
| Miami Beach Community Health Center, Inc. | Fast Track to Healthy Living: Providing Mental Health Services | Special Needs | \$ 392,161 | \$ - | \$ - | \$ - | \$ - | \$ - |
| Miami Beach Latin Chamber of Commerce/Camara de Comercio Latina de Miami Beach, Inc. | Visitor Information Center Activities at Lincoln Road | Chambers | \$ - | \$ 26,031 | \$ - | \$ - | \$ 13,016 | \$ 13,016 |
| Miami Behavioral Health Center, Inc. | Community-based Adaptation and Socialization | Immigrants/New Entrants | \$ - | \$ 32,725 | \$ - | \$ - | \$ 16,363 | \$ 16,363 |
| Miami Behavioral Health Center, Inc. | Community-based Adaptation and Socialization | N/A | \$ - | \$ - | \$ - | \$ - | \$ - | \$ - |
| Miami Behavioral Health Center, Inc. | Early Intervention/Prevention Services for Children | N/A | \$ - | \$ - | \$ - | \$ - | \$ - | \$ - |
| Miami Behavioral Health Center, Inc. | Expansion of Outpatient Treatment Services for Children | N/A | \$ - | \$ - | \$ - | \$ - | \$ - | \$ - |
| Miami Behavioral Health Center, Inc. | Wrap-around Services for Individual w/Co-occurring Substance Abuse and Mental Health Disorders | N/A | \$ - | \$ - | \$ - | \$ - | \$ - | \$ - |
| Miami Behavioral Health Center, Inc. | Early Intervention/Prevention Services for Children | Special Needs | \$ - | \$ 53,550 | \$ - | \$ - | \$ 26,775 | \$ 26,775 |
| Miami Behavioral Health Center, Inc. | Expansion of Outpatient Treatment Services for Children | Special Needs | \$ - | \$ 53,550 | \$ - | \$ - | \$ 26,775 | \$ 26,775 |
| * Miami Behavioral Health Center, Inc. | Wrap-around Services for Individual w/Co-occurring Substance Abuse and Mental Health Disorders | Special Needs | \$ - | \$ 48,906 | \$ - | \$ - | \$ 24,453 | \$ 24,453 |
| Miami Bridge Youth and Family Services, Inc | Project Tomorrow | Children, Youth, & Families | \$ 250,000 | \$ - | \$ 79,265 | \$ 79,265 | \$ - | \$ - |
| Miami Northside Optimist Club, Inc. | Purchase of Supplies and Equipment | Children, Youth, & Families | \$ 14,000 | \$ 14,000 | \$ - | \$ - | \$ 14,000 | \$ 14,000 |
| Miami Police Athletic League, Inc. | After School Matters Program | Children, Youth, & Families | \$ - | \$ 9,520 | \$ - | \$ - | \$ 9,520 | \$ 9,520 |
| Miami Police Athletic League, Inc. | After School Matters Program | N/A | \$ - | \$ - | \$ - | \$ - | \$ - | \$ - |
| Miami-Dade Chamber of Commerce, Inc. | Economic Development Activities | Chambers | \$ - | \$ 52,063 | \$ - | \$ - | \$ 26,031 | \$ 26,031 |
| Miami-Dade Community Action, Inc | Family and Child Empowerment | Criminal Justice | \$ - | \$ 70,000 | \$ - | \$ - | \$ 70,000 | \$ 70,000 |
| Miami-Dade Community Action, Inc | Family and Child Empowerment | N/A | \$ - | \$ - | \$ - | \$ - | \$ - | \$ - |
| Michael Ann Russell Jewish Community Center Inc. | The Quality of Life- Senior Wellness Program | Elder Needs | \$ 91,079 | \$ 78,050 | \$ 58,064 | \$ 58,064 | \$ 78,050 | \$ 78,050 |

FY 2011-12 CBO Continuation Funding By Name

| | | | | | RFP | | Continuation Funding | |
|---|---|-----------------------------|------------------|---------------------------|------------------------|---------------------------------|-----------------------------|----------------|
| NAME OF PROPOSING ORGANIZATION | PROGRAM NAME / ACTIVITY TITLE | CATEGORY | AMOUNT REQUESTED | PRIOR YEAR FUNDING AMOUNT | RFP AMOUNT RECOMMENDED | Proposed FY 2011-12 by Category | PROPOSED FUNDING FY 2011-12 | FUNDING AMOUNT |
| * Mujeres Unidas en Justicia, Educacion Y Reform, Inc. | Domestic Violence/Sexual Assault Program | Children, Youth, & Families | \$ - | \$ 149,643 | \$ - | \$ - | \$ 74,822 | \$ 149,643 |
| Mujeres Unidas en Justicia, Educacion Y Reform, Inc. | Domestic Violence/Sexual Assault Program | Special Needs | \$ 250,545 | \$ - | \$ 200,535 | \$ 100,268 | \$ - | \$ - |
| Multi-Ethnic Youth Group Association , Inc. | Activities to Address Hunger and Poverty Needs | Basic Needs | \$ 178,755 | \$ - | \$ 60,342 | \$ 60,342 | \$ - | \$ - |
| Multi-Ethnic Youth Group Association , Inc. | Generation of Adolescent Leaders (GOAL) | Children, Youth, & Families | \$ - | \$ 14,875 | \$ - | \$ - | \$ 14,875 | \$ 14,875 |
| Multi-Ethnic Youth Group Association , Inc. | Generation of Adolescent Leaders (GOAL) | Children, Youth, & Families | \$ - | \$ 17,850 | \$ - | \$ - | \$ 17,850 | \$ 17,850 |
| Multi-Ethnic Youth Group Association , Inc. | Generation of Adolescent Leaders (GOAL) | Children, Youth, & Families | \$ - | \$ 39,375 | \$ - | \$ - | \$ 39,375 | \$ 39,375 |
| Multi-Ethnic Youth Group Association , Inc. | Shelter for At-Risk Youth After School Programs | Children, Youth, & Families | \$ 589,188 | \$ - | \$ 125,000 | \$ 125,000 | \$ - | \$ - |
| Multi-Ethnic Youth Group Association , Inc. | Nutrition Services Center-Based Socialization and Recreational Services | Elder Needs | \$ 300,000 | \$ - | \$ - | \$ - | \$ - | \$ - |
| Multi-Ethnic Youth Group Association , Inc. | Generation of Adolescent Leaders (GOAL) | N/A | \$ - | \$ - | \$ - | \$ - | \$ - | \$ - |
| Multi-Ethnic Youth Group Association , Inc. | Workforce Development | Workforce Development | \$ 412,538 | \$ - | \$ - | \$ - | \$ - | \$ - |
| NANAY, Inc. | Positive Youth Development | Children, Youth, & Families | \$ 53,200 | \$ - | \$ - | \$ - | \$ - | \$ - |
| NANAY, Inc. | Center-Based Services | Elder Needs | \$ 62,600 | \$ 59,500 | \$ 39,923 | \$ 39,923 | \$ 59,500 | \$ 59,500 |
| NANAY, Inc. | Early Intervention | Elder Needs | \$ 50,800 | \$ 48,450 | \$ - | \$ - | \$ 48,450 | \$ 48,450 |
| NANAY, Inc. | Special Transport | Elder Needs | \$ 34,700 | \$ 28,560 | \$ - | \$ - | \$ 28,560 | \$ 28,560 |
| NANAY, Inc. | Assistance to Homeless Veterans | Special Needs | \$ 70,278 | \$ - | \$ - | \$ - | \$ - | \$ - |
| NANAY, Inc. | Health and Wellness Program | Health | \$ 70,300 | \$ - | \$ 33,744 | \$ 16,872 | \$ - | \$ - |
| National Council of Jewish Woman, Inc. Greater Miami Section (NCJW) | NCJW Domestic Abuse Education, Prevention, and Services Program | Special Needs | \$ 63,331 | \$ 14,000 | \$ - | \$ - | \$ 7,000 | \$ 7,000 |
| Neighbors and Neighbors Association, Inc. | Day Care Services | Children, Youth, & Families | \$ 75,000 | \$ - | \$ - | \$ - | \$ - | \$ - |
| Neighbors and Neighbors Association, Inc. | Parental Skills Training & Teen Parenting Skills and Develop | Children, Youth, & Families | \$ 50,000 | \$ - | \$ - | \$ - | \$ - | \$ - |
| Neighbors and Neighbors Association, Inc. | Technical Support to Small Businesses | Other | \$ 275,000 | \$ 98,000 | \$ 23,498 | \$ 11,749 | \$ 49,000 | \$ 49,000 |
| New Beginnings International, Inc. | STARS After School Summer Enrichment Program | Children, Youth, & Families | \$ 550,000 | \$ - | \$ 125,000 | \$ 125,000 | \$ - | \$ - |
| New Hope CORPS, Inc. | Homeless Regeneration Project Match for Federal Funds | Special Needs | \$ 41,437 | \$ - | \$ 36,257 | \$ 18,129 | \$ - | \$ - |
| New Hope Development Center | Project 33147 (Youth Development, Health Education, Life Skills Training) | Children, Youth, & Families | \$ 54,500 | \$ 28,000 | \$ - | \$ - | \$ 28,000 | \$ 28,000 |
| New Hope Development Center | Youth After School Program/ Summer Camp | Children, Youth, & Families | \$ 70,500 | \$ 44,625 | \$ - | \$ - | \$ 44,625 | \$ 44,625 |
| New Horizons Community Mental Health Center, Inc. | Family Empowerment Program | Criminal Justice | \$ 112,742 | \$ 56,525 | \$ - | \$ - | \$ 56,525 | \$ 56,525 |
| New Horizons Community Mental Health Center, Inc. | Neighborhood Family Services Elderly Program | Elder Needs | \$ 112,727 | \$ 72,250 | \$ 71,854 | \$ 71,854 | \$ 72,250 | \$ 72,250 |
| New Horizons Community Mental Health Center, Inc. | Community Resource Team | Other | \$ 86,608 | \$ 44,625 | \$ 23,498 | \$ 11,749 | \$ 22,313 | \$ 22,313 |
| New Jerusalem Community Development Corporation | Rites of Passage (Amari & Amina) | Children, Youth, & Families | \$ 69,440 | \$ 29,750 | \$ - | \$ - | \$ 29,750 | \$ 29,750 |
| New Journeys Transitional Home, Inc. | New Journeys | Basic Needs | \$ 61,512 | \$ - | \$ 20,765 | \$ 20,765 | \$ - | \$ - |
| New Journeys Transitional Home, Inc. | SUCCESS | Workforce Development | \$ 72,067 | \$ - | \$ - | \$ - | \$ - | \$ - |
| New Life Community Outreach Ministries, Inc. (NLCOM) | NLCOM Children, Youth, and Adults Services Program | Children, Youth, & Families | \$ 145,535 | \$ - | \$ 47,551 | \$ 47,551 | \$ - | \$ - |
| New Life Community Outreach Ministries, Inc. (NLCOM) | NLCOM Elder Care Program | Elder Needs | \$ 215,307 | \$ - | \$ 137,198 | \$ 137,198 | \$ - | \$ - |
| New Testament Church of Good Little Angels Academy | After School Program | Children, Youth, & Families | \$ 227,291 | \$ - | \$ - | \$ - | \$ - | \$ - |
| Nicaraguan American National Council | NANC Assistance Unit | Health | \$ 161,972 | \$ - | \$ - | \$ - | \$ - | \$ - |
| Non-Violence Project USA, Inc.(NVP) | Girls Voice/Boys Voice/ NVP Club/ Project LOVEs | Children, Youth, & Families | \$ 250,000 | \$ 102,638 | \$ 79,265 | \$ 79,265 | \$ 102,638 | \$ 102,638 |
| North Miami Beach Little League, Inc. | Sports Programming Support | Children, Youth, & Families | \$ - | \$ 2,975 | \$ - | \$ - | \$ 2,975 | \$ 2,975 |
| North Miami Beach Little League, Inc. | Sports Programming Support | N/A | \$ - | \$ - | \$ - | \$ - | \$ - | \$ - |
| North Miami Beach Medical Center | Opa-Locka Medical Outreach | Health | \$ 120,000 | \$ 23,800 | \$ - | \$ - | \$ 11,900 | \$ 11,900 |
| North Miami Foundation for Senior Citizens' Services, Inc. | Caregiver Support | Elder Needs | \$ 30,774 | \$ - | \$ - | \$ - | \$ - | \$ - |
| North Miami Foundation for Senior Citizens' Services, Inc. | Early Intervention Services | Elder Needs | \$ 14,875 | \$ 14,875 | \$ 9,522 | \$ 9,522 | \$ 14,875 | \$ 14,875 |
| North Miami Foundation for Senior Citizens' Services, Inc. | Elderly Services - Home Delivered Meals | Elder Needs | \$ - | \$ 12,750 | \$ - | \$ - | \$ 12,750 | \$ 12,750 |
| North Miami Foundation for Senior Citizens' Services, Inc. | Emergency Meals | Elder Needs | \$ 16,000 | \$ 16,000 | \$ 10,239 | \$ 10,239 | \$ 16,000 | \$ 16,000 |
| North Miami Foundation for Senior Citizens' Services, Inc. | Health & Wellness | Elder Needs | \$ 21,250 | \$ 21,250 | \$ 13,583 | \$ 13,583 | \$ 21,250 | \$ 21,250 |
| North Miami Foundation for Senior Citizens' Services, Inc. | In-Home Services | Elder Needs | \$ 78,200 | \$ 65,450 | \$ - | \$ - | \$ 65,450 | \$ 65,450 |
| North Miami Foundation for Senior Citizens' Services, Inc. | Transportation | Elder Needs | \$ 21,250 | \$ 21,250 | \$ 13,583 | \$ 13,583 | \$ 21,250 | \$ 21,250 |
| North Miami Foundation for Senior Citizens' Services, Inc. | Elderly Services - Home Delivered Meals | N/A | \$ - | \$ - | \$ - | \$ - | \$ - | \$ - |
| Noula, Inc. | Family Literacy | Children, Youth, & Families | \$ 210,887 | \$ - | \$ - | \$ - | \$ - | \$ - |
| Noula, Inc. | Smart and Safe | Children, Youth, & Families | \$ 167,180 | \$ - | \$ - | \$ - | \$ - | \$ - |
| Noula, Inc. | Risk Reduction/Sex Ed | Health | \$ 163,946 | \$ - | \$ - | \$ - | \$ - | \$ - |
| Noula, Inc. | Immigrant/New Entrant | Immigrants/New Entrants | \$ 222,809 | \$ - | \$ - | \$ - | \$ - | \$ - |
| Noula, Inc. | Computer Training/Job Readiness | Workforce Development | \$ 288,123 | \$ - | \$ - | \$ - | \$ - | \$ - |
| Noula, Inc. | Smart Move Diploma | Workforce Development | \$ 313,255 | \$ - | \$ - | \$ - | \$ - | \$ - |
| Noula, Inc. | Food and Nutrition | Basic Needs | \$ 299,750 | \$ - | \$ 101,186 | \$ 101,186 | \$ - | \$ - |
| Nu Nation, Inc. | Food Bank | Basic Needs | \$ 50,000 | \$ - | \$ - | \$ - | \$ - | \$ - |
| Nu Nation, Inc. | Basic Needs | Basic Needs | \$ 50,000 | \$ - | \$ - | \$ - | \$ - | \$ - |
| Oasis of Love Deliverance Ministries | Faith-Based After School Year Round Program | Children, Youth, & Families | \$ 521,077 | \$ - | \$ - | \$ - | \$ - | \$ - |
| Omega Activity Center Foundation, Inc. | Lamplighters Program | Children, Youth, & Families | \$ - | \$ 28,000 | \$ - | \$ - | \$ 28,000 | \$ 28,000 |
| Omega Activity Center Foundation, Inc. | Lamplighters Program | N/A | \$ - | \$ - | \$ - | \$ - | \$ - | \$ - |
| One Art Inc. | After School Program | Children, Youth, & Families | \$ 250,000 | \$ 26,984 | \$ - | \$ - | \$ 26,984 | \$ 26,984 |
| * One Man Can Make A Difference Jesus Did Youth Group, Inc. | School Mentorship Program | Children, Youth, & Families | \$ - | \$ 5,950 | \$ - | \$ - | \$ 5,950 | \$ - |
| One Man Can Make A Difference Jesus Did Youth Group, Inc. | School Mentorship Program | N/A | \$ - | \$ - | \$ - | \$ - | \$ - | \$ - |
| Optimist Club of Ives Estates, North Miami Beach, Inc. | Sports Programmatic Support | Children, Youth, & Families | \$ - | \$ 2,800 | \$ - | \$ - | \$ 2,800 | \$ 2,800 |
| Optimist Club of Ives Estates, North Miami Beach, Inc. | Sports Programmatic Support | N/A | \$ - | \$ - | \$ - | \$ - | \$ - | \$ - |

FY 2011-12 CBO Continuation Funding By Name

| | | | | | RFP | | Continuation Funding | |
|--|---|-------------------------------------|------------------|---------------------------|------------------------|---------------------------------|-----------------------------|----------------|
| NAME OF PROPOSING ORGANIZATION | PROGRAM NAME / ACTIVITY TITLE | CATEGORY | AMOUNT REQUESTED | PRIOR YEAR FUNDING AMOUNT | RFP AMOUNT RECOMMENDED | Proposed FY 2011-12 by Category | PROPOSED FUNDING FY 2011-12 | FUNDING AMOUNT |
| Optimist Club of Suniland, Inc. | Sports Programmatic Support | Children, Youth, & Families | \$ - | \$ 4,505 | \$ - | \$ - | \$ 4,505 | \$ 4,505 |
| Optimist Club of Suniland, Inc. | Sports Programmatic Support | N/A | \$ - | \$ - | \$ - | \$ - | \$ - | \$ - |
| Our Child Care, Inc. (d/b/a) Our Little Ones | Center I | Children, Youth, & Families | \$ 434,209 | \$ - | \$ - | \$ - | \$ - | \$ - |
| Our Child Care, Inc. (d/b/a) Our Little Ones | Center II | Children, Youth, & Families | \$ 325,165 | \$ - | \$ - | \$ - | \$ - | \$ - |
| Our Kids of Miami-Dade/Monroe, Inc. | Family Finders | Children, Youth, & Families | \$ 490,621 | \$ - | \$ - | \$ - | \$ - | \$ - |
| Overtown Community Optimist Club, Inc. | Overtown Community Optimist Club Sports Program | Children, Youth, & Families | \$ - | \$ 5,950 | \$ - | \$ - | \$ 5,950 | \$ 5,950 |
| Overtown Community Optimist Club, Inc. | Overtown Community Optimist Club Sports Program | N/A | \$ - | \$ - | \$ - | \$ - | \$ - | \$ - |
| Palmetto Raiders Youth Development Club, Inc. | After School Recreational Youth Football and Cheerleading Program | Children, Youth, & Families | \$ - | \$ 4,200 | \$ - | \$ - | \$ 4,200 | \$ 4,200 |
| Palmetto Raiders Youth Development Club, Inc. | After School Recreational Youth Football and Cheerleading Program | Children, Youth, & Families | \$ - | \$ 5,950 | \$ - | \$ - | \$ 5,950 | \$ 5,950 |
| Palmetto Raiders Youth Development Club, Inc. | After School Recreational Youth Football and Cheerleading Program | N/A | \$ - | \$ - | \$ - | \$ - | \$ - | \$ - |
| PanZOu Project, Inc. | Strengthening Families Program | Children, Youth, & Families | \$ 143,370 | \$ - | \$ - | \$ - | \$ - | \$ - |
| PanZOu Project, Inc. | Improving Community Control | Criminal Justice | \$ 157,099 | \$ - | \$ - | \$ - | \$ - | \$ - |
| PanZOu Project, Inc. | Job Skills Training Course | Workforce Development | \$ 162,619 | \$ - | \$ - | \$ - | \$ - | \$ - |
| Parent to Parent of Miami, Inc. | Partners In Education and Support Project | Children & Adults with Disabilities | \$ 70,788 | \$ - | \$ - | \$ - | \$ - | \$ - |
| Peace Be Still Youth Development Center, Inc. | After School Program | Children, Youth, & Families | \$ 262,508 | \$ 41,650 | \$ - | \$ - | \$ 41,650 | \$ 41,650 |
| Peace Education Foundation, Inc | PEF Nurturing Parent Project | Children, Youth, & Families | \$ 49,986 | \$ - | \$ - | \$ - | \$ - | \$ - |
| Pediatric Alternative Treatment, Care Housing & Evaluation Serv., Inc. | Pediatric Alternative Care Model | Children & Adults with Disabilities | \$ 163,741 | \$ - | \$ - | \$ - | \$ - | \$ - |
| PerScholas, Inc | Technology Skills Training | Workforce Development | \$ 350,000 | \$ - | \$ - | \$ - | \$ - | \$ - |
| Philanthropic Educational and Cultural Evlvement Community Development and Betterment Outreach Corporation, Inc. | Youth Leaders | Children, Youth, & Families | \$ 86,045 | \$ - | \$ - | \$ - | \$ - | \$ - |
| Piag Museum, Inc. | Piag Museum on Wheels- District 11 | Children, Youth, & Families | \$ - | \$ 14,875 | \$ - | \$ - | \$ 14,875 | \$ 14,875 |
| Piag Museum, Inc. | Piag Museum on Wheels- District 11 | N/A | \$ - | \$ - | \$ - | \$ - | \$ - | \$ - |
| Positive Impact Foundation, Inc. | Children Youth and Families | Children, Youth, & Families | \$ 158,500 | \$ - | \$ - | \$ - | \$ - | \$ - |
| Preservation of Affordable Housing, Inc. | Linkages to Service Provision | Other | \$ 300,850 | \$ - | \$ - | \$ - | \$ - | \$ - |
| Pridelines Youth Services | After School Programs for LGBTQ | Children, Youth, & Families | \$ 64,386 | \$ - | \$ 22,915 | \$ 22,915 | \$ - | \$ - |
| Pridelines Youth Services | Emergency Services for Light Youth & Young Adults | Other | \$ 9,416 | \$ - | \$ - | \$ - | \$ - | \$ - |
| * Private Industry Council of Dade County, Inc. d/b/a Jobs for Miami | Family Empowerment Program | Children, Youth, & Families | \$ - | \$ 56,525 | \$ - | \$ - | \$ 56,525 | \$ - |
| * Private Industry Council of Dade County, Inc. d/b/a Jobs for Miami | Stay in School | Criminal Justice | \$ - | \$ 133,875 | \$ - | \$ - | \$ 133,875 | \$ - |
| * Private Industry Council of Dade County, Inc. d/b/a Jobs for Miami | Academic and Vocational Recertification | Immigrants/New Entrants | \$ - | \$ 25,288 | \$ - | \$ - | \$ 12,644 | \$ - |
| Private Industry Council of Dade County, Inc. d/b/a Jobs for Miami | Academic and Vocational Recertification | N/A | \$ - | \$ - | \$ - | \$ - | \$ - | \$ - |
| Private Industry Council of Dade County, Inc. d/b/a Jobs for Miami | Family Empowerment Program | N/A | \$ - | \$ - | \$ - | \$ - | \$ - | \$ - |
| Private Industry Council of Dade County, Inc. d/b/a Jobs for Miami | Stay in School | N/A | \$ - | \$ - | \$ - | \$ - | \$ - | \$ - |
| * Project Stoppp, Inc. | Youth Leadership Program | Children, Youth, & Families | \$ - | \$ 23,800 | \$ - | \$ - | \$ 23,800 | \$ - |
| * Project Stoppp, Inc. | Youth Leadership Program | Children, Youth, & Families | \$ - | \$ 39,375 | \$ - | \$ - | \$ 39,375 | \$ - |
| * Project Stoppp, Inc. | Youth Leadership Program (District 2) | Children, Youth, & Families | \$ - | \$ 14,875 | \$ - | \$ - | \$ 14,875 | \$ - |
| * Project Stoppp, Inc. | Youth Leadership Program (District 3) | Children, Youth, & Families | \$ - | \$ 11,900 | \$ - | \$ - | \$ 11,900 | \$ - |
| Project Stoppp, Inc. | Youth Leadership Program | N/A | \$ - | \$ - | \$ - | \$ - | \$ - | \$ - |
| Project Stoppp, Inc. | Youth Leadership Program (District 2) | N/A | \$ - | \$ - | \$ - | \$ - | \$ - | \$ - |
| Project Stoppp, Inc. | Youth Leadership Program (District 3) | N/A | \$ - | \$ - | \$ - | \$ - | \$ - | \$ - |
| Project Yes (dba Yes Institute) | Community Presentations | Other | \$ 100,000 | \$ - | \$ - | \$ - | \$ - | \$ - |
| Psycho-Social Rehabilitation Center, Inc. (dba Fellowship House) | Mentors Career Development Program | Special Needs | \$ 88,926 | \$ 48,906 | \$ 71,241 | \$ 35,621 | \$ 24,453 | \$ 24,453 |
| Rafael Hernandez Housing and Economic Development Corp. | Commercial Facade Program | N/A | \$ - | \$ - | \$ - | \$ - | \$ - | \$ - |
| Rafael Hernandez Housing and Economic Development Corp. | Commercial Facade Program | Other | \$ - | \$ 11,200 | \$ - | \$ - | \$ 5,600 | \$ 5,600 |
| Read2Succeed | Hope for Sweetwater | Basic Needs | \$ 251,635 | \$ - | \$ 84,944 | \$ 84,944 | \$ - | \$ - |
| Read2Succeed | Family Literacy & Tutoring Enrichment Program | Children, Youth, & Families | \$ 276,055 | \$ 39,375 | \$ 87,175 | \$ 87,175 | \$ 39,375 | \$ 39,375 |
| ReCapturing Vision International Inc. | RTV VIP Program | Children, Youth, & Families | \$ 134,528 | \$ 47,600 | \$ 44,209 | \$ 44,209 | \$ 47,600 | \$ 47,600 |
| Regis House Inc. | Melrose Mobilization | Children, Youth, & Families | \$ 79,685 | \$ 44,625 | \$ - | \$ - | \$ 44,625 | \$ 44,625 |
| Regis House, Inc. | Adolescent Outpatient Program | Children, Youth, & Families | \$ - | \$ 122,500 | \$ - | \$ - | \$ 122,500 | \$ 122,500 |
| Regis House, Inc. | Brief Strategic Family Therapy | Criminal Justice | \$ 221,984 | \$ - | \$ 194,250 | \$ 194,250 | \$ - | \$ - |
| Regis House, Inc. | Family Empowerment Program | Criminal Justice | \$ 111,600 | \$ 56,525 | \$ 90,000 | \$ 90,000 | \$ 56,525 | \$ 56,525 |
| Regis House, Inc. | Improving Community Control | Criminal Justice | \$ 225,000 | \$ - | \$ 187,500 | \$ 187,500 | \$ - | \$ - |
| Regis House, Inc. | Healthy Outreach Program | Health | \$ 80,000 | \$ 42,000 | \$ - | \$ - | \$ 21,000 | \$ 21,000 |
| Regis House, Inc. | Adolescent Outpatient Program | N/A | \$ - | \$ - | \$ - | \$ - | \$ - | \$ - |
| ReThink and ReUse Center | Art Re-Play | Children, Youth, & Families | \$ 71,192 | \$ - | \$ 24,981 | \$ 24,981 | \$ - | \$ - |
| Richmond Heights Resource Center (f/k/a Richmond Heights Homeowners Association, Inc.) | Diminishing Hunger and Poverty | Basic Needs | \$ 95,000 | \$ 28,000 | \$ 32,069 | \$ 32,069 | \$ 28,000 | \$ 28,000 |
| Richmond Heights Resource Center (f/k/a Richmond Heights Homeowners Association, Inc.) | Heads Up After-School Tutorial Program | Children, Youth, & Families | \$ 14,500 | \$ - | \$ - | \$ - | \$ - | \$ - |
| Richmond Heights Resource Center (f/k/a Richmond Heights Homeowners Association, Inc.) | Diminishing Hunger and Poverty for Seniors | Elder Needs | \$ 28,000 | \$ 14,875 | \$ - | \$ - | \$ 14,875 | \$ 14,875 |
| Richmond Perrine Optimist Club, Inc. | After School Care | Children, Youth, & Families | \$ - | \$ 29,750 | \$ - | \$ - | \$ 29,750 | \$ 29,750 |
| Richmond Perrine Optimist Club, Inc. | Community Suspension Program | Children, Youth, & Families | \$ 55,596 | \$ 158,270 | \$ 20,246 | \$ 20,246 | \$ 158,270 | \$ 158,270 |
| Richmond Perrine Optimist Club, Inc. | Family Preservation | Children, Youth, & Families | \$ - | \$ 35,700 | \$ - | \$ - | \$ 35,700 | \$ 35,700 |

FY 2011-12 CBO Continuation Funding By Name

| | | | | | RFP | | Continuation Funding | |
|---|---|-------------------------------------|------------------|---------------------------|------------------------|---------------------------------|-----------------------------|----------------|
| NAME OF PROPOSING ORGANIZATION | PROGRAM NAME / ACTIVITY TITLE | CATEGORY | AMOUNT REQUESTED | PRIOR YEAR FUNDING AMOUNT | RFP AMOUNT RECOMMENDED | Proposed FY 2011-12 by Category | PROPOSED FUNDING FY 2011-12 | FUNDING AMOUNT |
| Richmond Perrine Optimist Club, Inc. | Modello South Dade Neighborhood E.P. | Children, Youth, & Families | \$ 161,040 | \$ 47,600 | \$ 52,258 | \$ 52,258 | \$ 47,600 | \$ 47,600 |
| Richmond Perrine Optimist Club, Inc. | Perrine Crime Prevention Program/Goulds Youth Development Program | Children, Youth, & Families | \$ 210,330 | \$ - | \$ 67,222 | \$ 67,222 | \$ - | \$ - |
| Richmond Perrine Optimist Club, Inc. | Sports Programmatic Support | Children, Youth, & Families | \$ - | \$ 2,800 | \$ - | \$ - | \$ 2,800 | \$ 2,800 |
| Richmond Perrine Optimist Club, Inc. | Work Experience Program | Children, Youth, & Families | \$ 132,874 | \$ - | \$ 43,707 | \$ 43,707 | \$ - | \$ - |
| Richmond Perrine Optimist Club, Inc. | Youth Activity Center Safe Space Sports Program | Children, Youth, & Families | \$ 122,619 | \$ - | \$ 40,594 | \$ 40,594 | \$ - | \$ - |
| Richmond Perrine Optimist Club, Inc. | After School Care | N/A | \$ - | \$ - | \$ - | \$ - | \$ - | \$ - |
| Richmond Perrine Optimist Club, Inc. | Family Preservation | N/A | \$ - | \$ - | \$ - | \$ - | \$ - | \$ - |
| Richmond Perrine Optimist Club, Inc. | Sports Programmatic Support | N/A | \$ - | \$ - | \$ - | \$ - | \$ - | \$ - |
| Rivera Presbyterian Church | Juvenile Weapons Offender Program | Criminal Justice | \$ 320,000 | \$ - | \$ 280,000 | \$ 280,000 | \$ - | \$ - |
| S.L.A.M. Basketball, Inc. | SLAM | Children, Youth, & Families | \$ 88,578 | \$ - | \$ - | \$ - | \$ - | \$ - |
| S.T.E.P.S. in the Right Direction, Inc. | Parenting Skill-Building Project | Children, Youth, & Families | \$ 75,000 | \$ - | \$ 26,137 | \$ 26,137 | \$ - | \$ - |
| S.T.E.P.S. in the Right Direction, Inc. | Elderly Services - Elderly Caregiver Support Project | Elder Needs | \$ - | \$ 21,250 | \$ - | \$ - | \$ 21,250 | \$ 21,250 |
| S.T.E.P.S. in the Right Direction, Inc. | Elderly Services - Elderly Emergency Minor Home Repairs Project | Elder Needs | \$ - | \$ 29,750 | \$ - | \$ - | \$ 29,750 | \$ 29,750 |
| S.T.E.P.S. in the Right Direction, Inc. | S.H.A.R.P. Project | Elder Needs | \$ 75,000 | \$ - | \$ 47,822 | \$ 47,822 | \$ - | \$ - |
| S.T.E.P.S. in the Right Direction, Inc. | Healthcare Access Project | Health | \$ 50,000 | \$ - | \$ - | \$ - | \$ - | \$ - |
| S.T.E.P.S. in the Right Direction, Inc. | Legal Services for Immigrants and New Entrants Project | Immigrants/New Entrants | \$ 50,000 | \$ 14,875 | \$ 42,250 | \$ 21,125 | \$ 7,438 | \$ 7,438 |
| S.T.E.P.S. in the Right Direction, Inc. | Elderly Services - Elderly Caregiver Support Project | N/A | \$ - | \$ - | \$ - | \$ - | \$ - | \$ - |
| S.T.E.P.S. in the Right Direction, Inc. | Elderly Services - Elderly Emergency Minor Home Repairs Project | N/A | \$ - | \$ - | \$ - | \$ - | \$ - | \$ - |
| Safe School South Florida | The Safe Schools Project: Supporting GLBT Youth and Families in Schools | Other | \$ 85,000 | \$ - | \$ 23,498 | \$ 11,749 | \$ - | \$ - |
| Salvation Army- A Georgia Corporation | Men's Lodge Ex-Offenders Program-Detainee Program | Basic Needs | \$ - | \$ 52,500 | \$ - | \$ - | \$ 52,500 | \$ 52,500 |
| Salvation Army- A Georgia Corporation | Men's Lodge Ex-Offenders Program-Detainee Program | N/A | \$ - | \$ - | \$ - | \$ - | \$ - | \$ - |
| Scholars Today, Leaders of Tomorrow, Inc. | Thinking Ahead College Preparatory Program | Children, Youth, & Families | \$ 201,807 | \$ - | \$ - | \$ - | \$ - | \$ - |
| Sembrando Flores | HIV/AIDS Prevention and Education | Health | \$ - | \$ 11,900 | \$ - | \$ - | \$ 5,950 | \$ 5,950 |
| Sembrando Flores | HIV/AIDS Prevention and Education | N/A | \$ - | \$ - | \$ - | \$ - | \$ - | \$ - |
| Senior L.I.F.T. Center, Inc. | Elderly Services - Senior Social Services | Elder Needs | \$ - | \$ 140,000 | \$ - | \$ - | \$ 140,000 | \$ 140,000 |
| Senior L.I.F.T. Center, Inc. | Elderly Services - Senior Social Services | N/A | \$ - | \$ - | \$ - | \$ - | \$ - | \$ - |
| Seniors Are First | Seniors Programming | Elder Needs | \$ 69,817 | \$ - | \$ - | \$ - | \$ - | \$ - |
| SER-Jobs for Progress, Inc. | SAMS | Criminal Justice | \$ 52,500 | \$ 44,625 | \$ - | \$ - | \$ 44,625 | \$ 44,625 |
| Shake-A-Leg-Miami, Inc. | Launching Summer Dreams | Children & Adults with Disabilities | \$ 410,570 | \$ 28,000 | \$ - | \$ - | \$ 28,000 | \$ 28,000 |
| Shed Group, Inc., The | Give & Gain | Children, Youth, & Families | \$ - | \$ 8,925 | \$ - | \$ - | \$ 8,925 | \$ 8,925 |
| Shed Group, Inc., The | Give & Gain | N/A | \$ - | \$ - | \$ - | \$ - | \$ - | \$ - |
| * Sister to Sister Everyone Has a Heart Foundation, Inc. | Heart Disease Awareness | Children, Youth, & Families | \$ - | \$ 14,000 | \$ - | \$ - | \$ 14,000 | \$ - |
| Sister to Sister Everyone Has a Heart Foundation, Inc. | Heart Disease Awareness | N/A | \$ - | \$ - | \$ - | \$ - | \$ - | \$ - |
| Sisters and Brothers Forever, Inc. | V. Elder Needs | Elder Needs | \$ 600,000 | \$ 434,000 | \$ 191,147 | \$ 191,147 | \$ 434,000 | \$ 434,000 |
| Sisters for Abundant Living Ministries, Inc. (dba Champion Learning, Inc.) | Championing Learners for Life | Children, Youth, & Families | \$ 284,291 | \$ - | \$ 89,676 | \$ 89,676 | \$ - | \$ - |
| Solid Rock Enterprise, Inc. | Restorative Justice Academy & Neighborhood Accountability Board- After School Program | Children, Youth, & Families | \$ 498,432 | \$ - | \$ - | \$ - | \$ - | \$ - |
| South Florida After School All- Stars, Inc. | After School Programs | Children, Youth, & Families | \$ 665,560 | \$ - | \$ - | \$ - | \$ - | \$ - |
| South Florida Baseball Dreamers Corp. | Sports Programmatic Support | Children, Youth, & Families | \$ - | \$ 2,503 | \$ - | \$ - | \$ 2,503 | \$ 2,503 |
| South Florida Baseball Dreamers Corp. | Sports Programmatic Support | N/A | \$ - | \$ - | \$ - | \$ - | \$ - | \$ - |
| South Florida Behavioral Network, Inc. | Juvenile Drug Court Support: Assessment and Case Management | Criminal Justice | \$ 137,689 | \$ - | \$ 100,000 | \$ 100,000 | \$ - | \$ - |
| South Florida Hispanic Chamber of Commerce, Inc. | Minority Business and Education Enhancement Program | Chambers | \$ - | \$ 26,031 | \$ - | \$ - | \$ 13,016 | \$ 13,016 |
| South Florida Puerto Rican Chamber of Commerce Inc. d/b/a Puerto Rican Chamber of Commerce of South Florida | Puerto Rican Chamber Business Services/Community Office | Chambers | \$ - | \$ 82,259 | \$ - | \$ - | \$ 41,129 | \$ 41,129 |
| South Florida Urban Ministries | Branches Programs (Expansion) | Children, Youth, & Families | \$ 150,000 | \$ - | \$ 48,906 | \$ 48,906 | \$ - | \$ - |
| South Florida Urban Ministries | One Stop Economic Services Centers (Expansion) | Basic Needs | \$ 249,894 | \$ - | \$ 84,357 | \$ 84,357 | \$ - | \$ - |
| South Florida You Can | Health Literacy Project | Health | \$ 81,075 | \$ - | \$ - | \$ - | \$ - | \$ - |
| South Florida Youth Symphony, Inc. | SFYS Music Instruction Program- District 11 | Children, Youth, & Families | \$ - | \$ 8,925 | \$ - | \$ - | \$ 8,925 | \$ 8,925 |
| South Florida Youth Symphony, Inc. | SFYS Music Instruction Program- District 11 | N/A | \$ - | \$ - | \$ - | \$ - | \$ - | \$ - |
| South Miami/Coral Gables Elk Lodge #1676 | GATE Program | Children, Youth, & Families | \$ - | \$ 140,000 | \$ - | \$ - | \$ 140,000 | \$ 140,000 |
| South Miami/Coral Gables Elk Lodge #1676 | GATE Program | N/A | \$ - | \$ - | \$ - | \$ - | \$ - | \$ - |
| South Temple Empowerment Project | After School/Summer Camp | Children, Youth, & Families | \$ 158,137 | \$ - | \$ - | \$ - | \$ - | \$ - |
| South Temple Empowerment Project | CHASTE/Abstinence Project | Health | \$ 39,330 | \$ - | \$ - | \$ - | \$ - | \$ - |
| Southwest Social Services Program, Inc. | Elderly Meals & Supportive Services Program | Elder Needs | \$ 280,000 | \$ 242,250 | \$ - | \$ - | \$ 242,250 | \$ 242,250 |
| Spanish-American Basic Education and Rehabilitation Inc. (SABER) | Tutoring Program | Children, Youth, & Families | \$ 167,519 | \$ - | \$ - | \$ - | \$ - | \$ - |
| Spanish-American Basic Education and Rehabilitation Inc. (SABER) | Immigrants/New Entrants | Immigrants/New Entrants | \$ 131,120 | \$ - | \$ - | \$ - | \$ - | \$ - |
| Spanish-American Basic Education and Rehabilitation, Inc. (SABER) | HIV/AIDS Prevention & Early Intervention Services | Health | \$ 341,562 | \$ - | \$ - | \$ - | \$ - | \$ - |
| Spanish-American Basic Education and Rehabilitation, Inc. (SABER) | Academic/Vocational and Recertification of Foreign Nurses Program | Immigrants/New Entrants | \$ - | \$ 25,288 | \$ - | \$ - | \$ 12,644 | \$ 12,644 |
| Spanish-American Basic Education and Rehabilitation, Inc. (SABER) | Academic/Vocational and Recertification of Foreign Nurses Program | N/A | \$ - | \$ - | \$ - | \$ - | \$ - | \$ - |

FY 2011-12 CBO Continuation Funding By Name

| | | | | | RFP | | Continuation Funding | |
|--|--|-------------------------------------|------------------|---------------------------|------------------------|---------------------------------|-----------------------------|----------------|
| NAME OF PROPOSING ORGANIZATION | PROGRAM NAME / ACTIVITY TITLE | CATEGORY | AMOUNT REQUESTED | PRIOR YEAR FUNDING AMOUNT | RFP AMOUNT RECOMMENDED | Proposed FY 2011-12 by Category | PROPOSED FUNDING FY 2011-12 | FUNDING AMOUNT |
| Special Olympics Florida, Inc. | Sports Programmatic Support | Children, Youth, & Families | \$ - | \$ 5,250 | \$ - | \$ - | \$ 5,250 | \$ 5,250 |
| Special Olympics Florida, Inc. | Sports Programmatic Support | N/A | \$ - | \$ - | \$ - | \$ - | \$ - | \$ - |
| Spinal Cord Living-Assistance Dev., Inc. | SCLAD Resource Center for Persons with Disabilities | Children & Adults with Disabilities | \$ 98,889 | \$ 66,725 | \$ 49,445 | \$ 49,445 | \$ 66,725 | \$ 66,725 |
| St Thomas University, Inc. | St Thomas University, Inc St. Thomas University Human Rights Institute | Immigrants/New Entrants | \$ 184,310 | \$ 95,200 | \$ 155,742 | \$ 77,871 | \$ 47,600 | \$ 47,600 |
| St. Alban's Day Nursery, Inc. | Early Literacy (Project Literacy) | Children, Youth, & Families | \$ 40,000 | \$ 20,825 | \$ - | \$ - | \$ 20,825 | \$ 20,825 |
| St. Alban's Day Nursery, Inc. | Infants and Toddlers (Early Start) | Children, Youth, & Families | \$ 40,000 | \$ 28,000 | \$ - | \$ - | \$ 28,000 | \$ 28,000 |
| St.Agnes Community Development Corporation | After School and Summer Camp | Children, Youth, & Families | \$ 55,896 | \$ 52,500 | \$ - | \$ - | \$ 52,500 | \$ 52,500 |
| St.Agnes Community Development Corporation | Health and Computer Skills | Elder Needs | \$ 55,896 | \$ - | \$ - | \$ - | \$ - | \$ - |
| St.Agnes Community Development Corporation | All Programs | Health | \$ 55,896 | \$ - | \$ - | \$ - | \$ - | \$ - |
| Stand Up for Kids Miami | Project Nest | Children, Youth, & Families | \$ 40,367 | \$ - | \$ - | \$ - | \$ - | \$ - |
| Stop Hunger, Inc. | Monthly Food Program | Basic Needs | \$ 68,959 | \$ 109,900 | \$ 48,271 | \$ 48,271 | \$ 109,900 | \$ 109,900 |
| Strong Women Strong Girls | Strong Women, Strong Girls South Florida Mentoring Program | Children, Youth, & Families | \$ 96,783 | \$ - | \$ - | \$ - | \$ - | \$ - |
| SUCSES Foundation, Inc. | Life Skills Discovery Program | Children, Youth, & Families | \$ 621,473 | \$ - | \$ - | \$ - | \$ - | \$ - |
| Suited for Success, Inc. | Suited for Success | Workforce Development | \$ 60,000 | \$ - | \$ 26,553 | \$ 13,277 | \$ - | \$ - |
| Sunflowers Academy, Inc | Out of School | Children, Youth, & Families | \$ 287,311 | \$ - | \$ - | \$ - | \$ - | \$ - |
| * Sunrise Community, Inc. | Senior Day Services | Children & Adults with Disabilities | \$ - | \$ 5,243 | \$ - | \$ - | \$ 5,243 | \$ 5,243 |
| * Sunrise Community, Inc. | Senior Day Services | Elder Needs | \$ 756,817 | \$ - | \$ 241,093 | \$ 241,093 | \$ - | \$ 241,000 |
| Sweet Vine, Inc. | First Time Offenders | Children, Youth, & Families | \$ 139,622 | \$ - | \$ 45,756 | \$ 45,756 | \$ - | \$ - |
| Sweet Vine, Inc. | Outreach and Prevention Services Program | Children, Youth, & Families | \$ - | \$ 5,950 | \$ - | \$ - | \$ 5,950 | \$ 5,950 |
| Sweet Vine, Inc. | Sweet Vine Youth Center | Children, Youth, & Families | \$ - | \$ 38,675 | \$ - | \$ - | \$ 38,675 | \$ 38,675 |
| Sweet Vine, Inc. | Outreach and Prevention Services Program | N/A | \$ - | \$ - | \$ - | \$ - | \$ - | \$ - |
| Sweet Vine, Inc. | Sweet Vine Youth Center | N/A | \$ - | \$ - | \$ - | \$ - | \$ - | \$ - |
| Switchboard of Miami, Inc. | Special Needs Hotline and 2-1-1 | Children & Adults with Disabilities | \$ 207,000 | \$ - | \$ 103,500 | \$ 103,500 | \$ - | \$ - |
| Switchboard of Miami, Inc. | HELPLINE and 2-1-1 | Children, Youth, & Families | \$ 103,500 | \$ 59,500 | \$ - | \$ - | \$ 59,500 | \$ 59,500 |
| Switchboard of Miami, Inc. | The Teen Outreach Program | Children, Youth, & Families | \$ - | \$ 38,675 | \$ - | \$ - | \$ 38,675 | \$ 38,675 |
| Switchboard of Miami, Inc. | Family Empowerment Program | Criminal Justice | \$ 124,000 | \$ 56,525 | \$ 90,000 | \$ 90,000 | \$ 56,525 | \$ 56,525 |
| Switchboard of Miami, Inc. | Gang Hotline | Criminal Justice | \$ - | \$ 23,800 | \$ - | \$ - | \$ 23,800 | \$ 23,800 |
| Switchboard of Miami, Inc. | Seniors Never Alone | Elder Needs | \$ 353,000 | \$ 280,500 | \$ 224,907 | \$ 224,907 | \$ 280,500 | \$ 280,500 |
| Switchboard of Miami, Inc. | Gang Hotline | N/A | \$ - | \$ - | \$ - | \$ - | \$ - | \$ - |
| Switchboard of Miami, Inc. | Sweetwater Neighborhood Resource Network | N/A | \$ - | \$ - | \$ - | \$ - | \$ - | \$ - |
| Switchboard of Miami, Inc. | The Teen Outreach Program | N/A | \$ - | \$ - | \$ - | \$ - | \$ - | \$ - |
| Switchboard of Miami, Inc. | Project Top | Other | \$ 81,000 | \$ - | \$ - | \$ - | \$ - | \$ - |
| Switchboard of Miami, Inc. | Project Success | Special Needs | \$ 81,000 | \$ 51,765 | \$ 61,560 | \$ 30,780 | \$ 25,883 | \$ 25,883 |
| Switchboard of Miami, Inc. | Sweetwater Neighborhood Resource Network | Special Needs | \$ - | \$ 44,625 | \$ - | \$ - | \$ 22,313 | \$ 22,313 |
| Tacolcy Economic Development Corporation, Inc. | Elderly Services - Resident Support Services | Elder Needs | \$ - | \$ 25,500 | \$ - | \$ - | \$ 25,500 | \$ 25,500 |
| Tacolcy Economic Development Corporation, Inc. | Elderly Services - Resident Support Services | N/A | \$ - | \$ - | \$ - | \$ - | \$ - | \$ - |
| Teen Job Corps | Teen Job Corp Children, Youth, and Families | Children, Youth, & Families | \$ 92,094 | \$ - | \$ - | \$ - | \$ - | \$ - |
| Teen Job Corps | Teen Job Corps Program | Criminal Justice | \$ - | \$ 14,875 | \$ - | \$ - | \$ 14,875 | \$ 14,875 |
| Teen Job Corps | Teen Job Corps Program | N/A | \$ - | \$ - | \$ - | \$ - | \$ - | \$ - |
| Teen Job Corps | Teen Job Corps Workforce and Development | Workforce Development | \$ 22,030 | \$ - | \$ 18,875 | \$ 9,438 | \$ - | \$ - |
| Teen Upward Bound, Inc. (TUB) | TUB Learning | Children, Youth, & Families | \$ 276,529 | \$ 28,560 | \$ 87,319 | \$ 87,319 | \$ 28,560 | \$ 28,560 |
| TGNI Precision Care/The Haitian Elderly Center | Home Care for Low Income Frail Elderly/ Adult Day Care Center Services For Low Income Elders | Elder Needs | \$ 200,000 | \$ - | \$ - | \$ - | \$ - | \$ - |
| The Abriendo Puertas Governing Board of East Little Havana | One Stop Community Care and Resource Center | Basic Needs | \$ 200,000 | \$ - | \$ 67,514 | \$ 67,514 | \$ - | \$ - |
| * The Abriendo Puertas Governing Board of East Little Havana | "Reach to Teach" After School and Summer Program | Children, Youth, & Families | \$ 250,000 | \$ 34,213 | \$ - | \$ - | \$ 34,213 | \$ 53,900 |
| The Abriendo Puertas Governing Board of East Little Havana | One Stop Community Care and Resource Center | Children, Youth, & Families | \$ - | \$ 39,375 | \$ - | \$ - | \$ 39,375 | \$ 39,375 |
| The Abriendo Puertas Governing Board of East Little Havana | Safe Space, Safe Haven | Children, Youth, & Families | \$ - | \$ 44,625 | \$ - | \$ - | \$ 44,625 | \$ 44,625 |
| The Abriendo Puertas Governing Board of East Little Havana | Safe Space, Safe Haven | N/A | \$ - | \$ - | \$ - | \$ - | \$ - | \$ - |
| The Abriendo Puertas Governing Board of East Little Havana | "Success Through Suspension" Alternative to School Street Suspension | Other | \$ 435,000 | \$ - | \$ - | \$ - | \$ - | \$ - |
| The Admit Program, Inc. | South Miami-Dade Expansion | Children, Youth, & Families | \$ 79,420 | \$ 44,625 | \$ - | \$ - | \$ 44,625 | \$ 44,625 |
| The Advocate Program, Inc. | Juvenile Justice Program | Criminal Justice | \$ - | \$ 36,890 | \$ - | \$ - | \$ 36,890 | \$ 36,890 |
| The Advocate Program, Inc. | Paid Internship | Criminal Justice | \$ - | \$ 11,200 | \$ - | \$ - | \$ 11,200 | \$ 11,200 |
| The Advocate Program, Inc. | Elder Services - Domestic Violence Awareness | Elder Needs | \$ - | \$ 76,500 | \$ - | \$ - | \$ 76,500 | \$ 76,500 |
| The Advocate Program, Inc. | Elder Services - Domestic Violence Awareness | N/A | \$ - | \$ - | \$ - | \$ - | \$ - | \$ - |
| The Advocate Program, Inc. | Juvenile Justice Program | N/A | \$ - | \$ - | \$ - | \$ - | \$ - | \$ - |
| The Advocate Program, Inc. | Paid Internship | N/A | \$ - | \$ - | \$ - | \$ - | \$ - | \$ - |
| The Advocate Program, Inc. | Professional Training Institute | N/A | \$ - | \$ - | \$ - | \$ - | \$ - | \$ - |
| The Advocate Program, Inc. | Reentry: Starting Over Offender Referrals & Linkages | Other | \$ 233,506 | \$ - | \$ 23,498 | \$ 11,749 | \$ - | \$ - |
| The Advocate Program, Inc. | Veterans Link Up Referral & Linkages | Other | \$ 222,555 | \$ - | \$ 23,498 | \$ 11,749 | \$ - | \$ - |
| The Advocate Program, Inc. | Bridging Families & Communities: Children Exposed to Domestic Violence | Special Needs | \$ 151,806 | \$ - | \$ 121,545 | \$ 60,773 | \$ - | \$ - |

FY 2011-12 CBO Continuation Funding By Name

| | | | | | RFP | | Continuation Funding | |
|--|---|-------------------------------------|------------------|---------------------------|------------------------|---------------------------------|-----------------------------|----------------|
| NAME OF PROPOSING ORGANIZATION | PROGRAM NAME / ACTIVITY TITLE | CATEGORY | AMOUNT REQUESTED | PRIOR YEAR FUNDING AMOUNT | RFP AMOUNT RECOMMENDED | Proposed FY 2011-12 by Category | PROPOSED FUNDING FY 2011-12 | FUNDING AMOUNT |
| The Advocate Program, Inc. | Children Exposed to DV: First Responder Training | Special Needs | \$ 85,805 | \$ - | \$ 75,079 | \$ 37,540 | \$ - | \$ - |
| The Advocate Program, Inc. | Professional Training Institute | Workforce Development | \$ - | \$ 27,668 | \$ - | \$ - | \$ 13,834 | \$ 13,834 |
| The Alliance for GLBTQ Youth | Care Coordination: Strengths First | Other | \$ 121,378 | \$ - | \$ - | \$ - | \$ - | \$ - |
| The Alternative Programs, Inc. | Alternative to Incarceration | Criminal Justice | \$ 700,000 | \$ - | \$ - | \$ - | \$ - | \$ - |
| The Alternative Programs, Inc. | Improving Community Control | Criminal Justice | \$ 225,000 | \$ - | \$ - | \$ - | \$ - | \$ - |
| The Association for Dev. Of the Exceptional, Inc. | ADE-Academic/Vocational Program for Adults with Dis. | Children & Adults with Disabilities | \$ 213,041 | \$ 69,650 | \$ 121,433 | \$ 121,433 | \$ 69,650 | \$ 69,650 |
| The Business and Technology Development Corporation | Children Youth and Families | Children, Youth, & Families | \$ 69,817 | \$ - | \$ - | \$ - | \$ - | \$ - |
| The Business and Technology Development Corporation | Criminal Justice | Criminal Justice | \$ 69,817 | \$ - | \$ - | \$ - | \$ - | \$ - |
| The Business and Technology Development Corporation | It's about time | Elder Needs | \$ 69,817 | \$ - | \$ - | \$ - | \$ - | \$ - |
| The Business and Technology Development Corporation | Community & Economic Development | Other | \$ 100,000 | \$ - | \$ - | \$ - | \$ - | \$ - |
| The Carrie Meek Foundation | Men to Men | Special Needs | \$ 120,000 | \$ - | \$ - | \$ - | \$ - | \$ - |
| The Center for Positive Connections, Inc. | SISTA (Sisters Informing Sisters on Topics About AIDS) | Health | \$ 76,425 | \$ 14,875 | \$ - | \$ - | \$ 7,438 | \$ 7,438 |
| The Community Economic Development Improvement Association, Inc. | Job Creation/Training | Special Needs | \$ 200,000 | \$ - | \$ - | \$ - | \$ - | \$ - |
| The Dialysis Food Foundation of South Florida | Basic Needs - Food Recovery and Distribution 1 | Basic Needs | \$ - | \$ 26,775 | \$ - | \$ - | \$ 26,775 | \$ 26,775 |
| The Dialysis Food Foundation of South Florida | Basic Needs - Food Recovery and Distribution 2 | Basic Needs | \$ - | \$ 19,338 | \$ - | \$ - | \$ 19,338 | \$ 19,338 |
| * The Dialysis Food Foundation of South Florida | Human and Social Services | Basic Needs | \$ - | \$ 14,875 | \$ - | \$ - | \$ 7,438 | \$ 14,875 |
| The Dialysis Food Foundation of South Florida | Basic Needs - Food Recovery and Distribution 1 | N/A | \$ - | \$ - | \$ - | \$ - | \$ - | \$ - |
| The Dialysis Food Foundation of South Florida | Basic Needs - Food Recovery and Distribution 2 | N/A | \$ - | \$ - | \$ - | \$ - | \$ - | \$ - |
| The Dialysis Food Foundation of South Florida | Human and Social Services | Other | \$ 850,000 | \$ - | \$ - | \$ - | \$ - | \$ - |
| The Family Christian Association of America Inc | Positive Youth Development | Children, Youth, & Families | \$ 80,500 | \$ 80,500 | \$ - | \$ - | \$ 80,500 | \$ 80,500 |
| The Holocaust Memorial Community Inc. | Anti-Bullying: Positive Youth Development | Children, Youth, & Families | \$ 150,000 | \$ - | \$ - | \$ - | \$ - | \$ - |
| The JPM Centre at Miami Gardens Drive Inc. | School Readiness/Academic Performance Improvement Services/After School/Stay In School and Parental Skills Training | Children, Youth, & Families | \$ 180,000 | \$ 11,900 | \$ - | \$ - | \$ 11,900 | \$ 11,900 |
| The Miami Foundation (f/k/a Dade Community Foundation) for Connect Familias | Safe at Home | Basic Needs | \$ 64,435 | \$ - | \$ 21,751 | \$ 21,751 | \$ - | \$ - |
| The Miami Foundation (f/k/a Dade Community Foundation) for Connect Familias | Project Conectar | Children & Adults with Disabilities | \$ 86,685 | \$ - | \$ - | \$ - | \$ - | \$ - |
| The Miami Foundation (f/k/a Dade Community Foundation) for Connect Familias | Kids Safe | Children, Youth, & Families | \$ 139,450 | \$ - | \$ - | \$ - | \$ - | \$ - |
| The Miami Foundation (f/k/a Dade Community Foundation) for Connect Familias | Community AIDS Partnership Grant Program | Health | \$ - | \$ 171,500 | \$ - | \$ - | \$ 85,750 | \$ 85,750 |
| The Miami Foundation (f/k/a Dade Community Foundation) for Connect Familias | Bienvenida | Immigrants/New Entrants | \$ 103,435 | \$ - | \$ - | \$ - | \$ - | \$ - |
| The Miami Foundation (f/k/a Dade Community Foundation) for Connect Familias | Community AIDS Partnership Grant Program | N/A | \$ - | \$ - | \$ - | \$ - | \$ - | \$ - |
| The Miami Foundation (f/k/a Dade Community Foundation) for Connect Familias | Care Coordination | Other | \$ 81,935 | \$ - | \$ 23,498 | \$ 11,749 | \$ - | \$ - |
| The Miami Foundation (f/k/a Dade Community Foundation) for Connect Familias | Connect Familias - Live Safe | Special Needs | \$ 95,185 | \$ - | \$ 72,341 | \$ 36,171 | \$ - | \$ - |
| The Miami Lighthouse for the Blind and Visually Impaired, Inc. | Low Vision Rehabilitation-Seniors | Children & Adults with Disabilities | \$ 122,500 | \$ - | \$ 69,825 | \$ 69,825 | \$ - | \$ - |
| The Miami Lighthouse for the Blind and Visually Impaired, Inc. | Literacy, Arts, and Physical Fitness | Children, Youth, & Families | \$ 100,000 | \$ - | \$ 33,727 | \$ 33,727 | \$ - | \$ - |
| The Miami Lighthouse for the Blind and Visually Impaired, Inc. | Elder Services | Elder Needs | \$ 106,750 | \$ 72,250 | \$ 68,047 | \$ 68,047 | \$ 72,250 | \$ 72,250 |
| The Miami Lighthouse for the Blind and Visually Impaired, Inc. | Diabetes Education-Seniors | Health | \$ 83,250 | \$ - | \$ 39,960 | \$ 19,980 | \$ - | \$ - |
| The Miami Lighthouse for the Blind and Visually Impaired, Inc. | Job Readiness | Workforce Development | \$ 137,000 | \$ - | \$ 61,312 | \$ 30,656 | \$ - | \$ - |
| The Optimist Foundation of Greater Goults, Florida, Inc. | Community Wide Core Services for Children, Youth and Families | Children, Youth, & Families | \$ 420,756 | \$ - | \$ - | \$ - | \$ - | \$ - |
| The Optimist Foundation of Greater Goults, Florida, Inc. | Neighborhood Empower Program | Children, Youth, & Families | \$ - | \$ 29,750 | \$ - | \$ - | \$ 29,750 | \$ 29,750 |
| The Optimist Foundation of Greater Goults, Florida, Inc. | Reading, Resistance, and Recreation | Children, Youth, & Families | \$ - | \$ 35,700 | \$ - | \$ - | \$ 35,700 | \$ 35,700 |
| The Optimist Foundation of Greater Goults, Florida, Inc. | Neighborhood Empower Program | N/A | \$ - | \$ - | \$ - | \$ - | \$ - | \$ - |
| The Optimist Foundation of Greater Goults, Florida, Inc. | Reading, Resistance, and Recreation | N/A | \$ - | \$ - | \$ - | \$ - | \$ - | \$ - |
| The Optimist Foundation of Greater Goults, Florida, Inc. | Teen Employment Program and Summer Youth Employment | Workforce Development | \$ 297,698 | \$ - | \$ - | \$ - | \$ - | \$ - |
| The Portrait of Empowerment Inc. | TPOE Learning is Infinite Project | Children, Youth, & Families | \$ 461,914 | \$ - | \$ - | \$ - | \$ - | \$ - |
| The Sundari Foundation, Inc. | Employment and Job Readiness Coaching for Hard to Serve Job Seekers-Homeless Women | Workforce Development | \$ 81,450 | \$ - | \$ 24,581 | \$ 12,291 | \$ - | \$ - |
| The Sundari Foundation, Inc. | Food/Nutrition for Homeless Women and Infants | Basic Needs | \$ 100,000 | \$ - | \$ 70,000 | \$ 70,000 | \$ - | \$ - |
| The Trauma Resolution Center | Resolution for Resiliency | Special Needs | \$ 157,605 | \$ - | \$ - | \$ - | \$ - | \$ - |
| The Women's International Film & Arts Festival, Inc. | Reel Girls Real Women | Children, Youth, & Families | \$ 32,230 | \$ - | \$ - | \$ - | \$ - | \$ - |
| Theodore R. Gibson Memorial Fund, Inc. (dba Thelma Gibson Health Initiative) | HIV/AIDS Outreach | Health | \$ - | \$ 10,115 | \$ - | \$ - | \$ 5,058 | \$ 5,058 |
| * Theodore R. Gibson Memorial Fund, Inc. (dba Thelma Gibson Health Initiative) | HIV/AIDS Risk Reduction Social Services | Health | \$ - | \$ 14,875 | \$ - | \$ - | \$ 7,438 | \$ 7,438 |
| Theodore R. Gibson Memorial Fund, Inc. (dba Thelma Gibson Health Initiative) | HIV/AIDS Substance Abuse and Hepatitis C Program | Health | \$ - | \$ 23,800 | \$ - | \$ - | \$ 11,900 | \$ 11,900 |
| Theodore R. Gibson Memorial Fund, Inc. (dba Thelma Gibson Health Initiative) | HIV/AIDS Outreach | N/A | \$ - | \$ - | \$ - | \$ - | \$ - | \$ - |
| Theodore R. Gibson Memorial Fund, Inc. (dba Thelma Gibson Health Initiative) | HIV/AIDS Substance Abuse and Hepatitis C Program | N/A | \$ - | \$ - | \$ - | \$ - | \$ - | \$ - |
| Theodore R. Gibson Memorial Fund, Inc. (dba Thelma Gibson Health Initiative) | HIV/AIDS Risk Reduction Social Services | Other | \$ 75,000 | \$ - | \$ - | \$ - | \$ - | \$ - |

FY 2011-12 CBO Continuation Funding By Name

| NAME OF PROPOSING ORGANIZATION | PROGRAM NAME / ACTIVITY TITLE | CATEGORY | AMOUNT REQUESTED | PRIOR YEAR FUNDING AMOUNT | RFP | | Continuation Funding | |
|--|--|-------------------------------------|------------------|---------------------------|------------------------|---------------------------------|-----------------------------|----------------|
| | | | | | RFP AMOUNT RECOMMENDED | Proposed FY 2011-12 by Category | PROPOSED FUNDING FY 2011-12 | FUNDING AMOUNT |
| Theodore R. Gibson Memorial Fund, Inc. (dba Thelma Gibson Health Initiative) | Improved Health Care Access and Health Status for At Risk Elders | Other | \$ 50,000 | \$ - | \$ - | \$ - | \$ - | \$ - |
| Thurston Group, Inc. | YCTF - Program Evaluation | Criminal Justice | \$ - | \$ 17,069 | \$ - | \$ - | \$ 17,069 | \$ 17,069 |
| Thurston Group, Inc. | YCTF - Program Evaluation | Criminal Justice | \$ - | \$ 119,151 | \$ - | \$ - | \$ 119,151 | \$ 119,151 |
| Thurston Group, Inc. | YCTF - Program Evaluation | Criminal Justice | \$ - | \$ 178,500 | \$ - | \$ - | \$ 178,500 | \$ 178,500 |
| Thurston Group, Inc. | YCTF - Program Evaluation | N/A | \$ - | \$ - | \$ - | \$ - | \$ - | \$ - |
| Transition, Inc. | Workforce Development | Workforce Development | \$ 252,100 | \$ 131,674 | \$ 40,597 | \$ 20,299 | \$ 65,837 | \$ 65,837 |
| Transplant Foundation, Inc. | Patient Services Program | Children & Adults with Disabilities | \$ 68,231 | \$ - | \$ - | \$ - | \$ - | \$ - |
| Transplant Foundation, Inc. | Transplant House Reduced Rates Program | Special Needs | \$ 57,288 | \$ - | \$ - | \$ - | \$ - | \$ - |
| Trinity Church, Inc. | Food/Nutrition for Homeless Women and Infants | Basic Needs | \$ 148,370 | \$ 102,638 | \$ 50,085 | \$ 50,085 | \$ 102,638 | \$ 102,638 |
| Trinity Empowerment Consortium, Inc. | Financial Literacy | Basic Needs | \$ 212,367 | \$ - | \$ 71,689 | \$ 71,689 | \$ - | \$ - |
| Tropical Everglades Visitor Association, Inc. | Program Support-Facility Improvements | Children, Youth, & Families | \$ - | \$ 11,200 | \$ - | \$ - | \$ 11,200 | \$ 11,200 |
| Tropical Everglades Visitor Association, Inc. | Program Support-Facility Improvements | N/A | \$ - | \$ - | \$ - | \$ - | \$ - | \$ - |
| Troy Foundation Inc.(DBA Troy Community Academy) | Positive Transition Program | Children, Youth, & Families | \$ - | \$ 56,525 | \$ - | \$ - | \$ 56,525 | \$ 56,525 |
| Troy Foundation Inc.(DBA Troy Community Academy) | Virtual School-After School | Children, Youth, & Families | \$ 68,199 | \$ - | \$ 24,073 | \$ 24,073 | \$ - | \$ - |
| Troy Foundation Inc.(DBA Troy Community Academy) | Positive Action Through Collaboration Family Literacy Program | Criminal Justice | \$ - | \$ 24,395 | \$ - | \$ - | \$ 24,395 | \$ 24,395 |
| Troy Foundation Inc.(DBA Troy Community Academy) | Positive Action Through Collaboration Family Literacy Program | N/A | \$ - | \$ - | \$ - | \$ - | \$ - | \$ - |
| Troy Foundation Inc.(DBA Troy Community Academy) | Positive Transition Program | N/A | \$ - | \$ - | \$ - | \$ - | \$ - | \$ - |
| Troy Foundation Inc.(DBA Troy Community Academy) | Rolling in the Dough | Workforce Development | \$ 113,714 | \$ - | \$ 33,839 | \$ 16,920 | \$ - | \$ - |
| Understanding's God's Purpose Ministries, Inc. | After School P.E. | Children, Youth, & Families | \$ 186,626 | \$ - | \$ - | \$ - | \$ - | \$ - |
| UNIDAD of Miami Beach Inc. | New Generation Leadership and Workforce Institute | Children, Youth, & Families | \$ 58,516 | \$ - | \$ - | \$ - | \$ - | \$ - |
| UNIDAD of Miami Beach Inc. | Unidad Senior Center Services | Elder Needs | \$ 57,733 | \$ 12,750 | \$ 36,823 | \$ 36,823 | \$ 12,750 | \$ 12,750 |
| UNIDAD of Miami Beach, Inc. | Children's Oral Health Initiative | Health | \$ 136,052 | \$ - | \$ - | \$ - | \$ - | \$ - |
| Union Positiva, Inc. | Programs Offering Preventive Health Promotion and Promoting Access to Health Services: HIV/AIDS Prevention and Early Intervention Services for High-Risk Residents | Health | \$ 541,198 | \$ 52,500 | \$ - | \$ - | \$ 26,250 | \$ 26,250 |
| United Cerebral Palsy Assoc., Inc. | Transportation Services for Elderly and Handicapped | Children & Adults with Disabilities | \$ 180,550 | \$ - | \$ - | \$ - | \$ - | \$ - |
| United Home Care Services, Inc. | Children and Adults with Disabilities | Children & Adults with Disabilities | \$ 145,000 | \$ 47,600 | \$ 87,747 | \$ 87,747 | \$ 47,600 | \$ 47,600 |
| United Home Care Services, Inc. | Elder Needs | Elder Needs | \$ 230,000 | \$ 127,500 | \$ 146,557 | \$ 146,557 | \$ 127,500 | \$ 127,500 |
| University of Miami | Children and Adults with Disabilities | Children & Adults with Disabilities | \$ 85,000 | \$ - | \$ 48,450 | \$ 48,450 | \$ - | \$ - |
| University of Miami | Home Based Parenting Services: Strengthening At-risk families | Children, Youth, & Families | \$ 109,480 | \$ 35,700 | \$ 36,605 | \$ 36,605 | \$ 35,700 | \$ 35,700 |
| University of Miami | Preventing abuse through responsive parenting | Children, Youth, & Families | \$ 55,738 | \$ 41,650 | \$ 20,290 | \$ 20,290 | \$ 41,650 | \$ 41,650 |
| University of Miami | Youth Crime Task Force | Criminal Justice | \$ - | \$ 140,000 | \$ - | \$ - | \$ 140,000 | \$ 140,000 |
| University of Miami | Youth Crime Task Force | N/A | \$ - | \$ - | \$ - | \$ - | \$ - | \$ - |
| University of West Floria | Miami Dade Business Seminars and Counseling | N/A | \$ - | \$ - | \$ - | \$ - | \$ - | \$ - |
| University of West Florida | Miami Dade Business Seminars and Counseling | Other | \$ - | \$ 28,000 | \$ - | \$ - | \$ 14,000 | \$ 14,000 |
| Urgent, Inc. | Intergenerational Project | Basic Needs | \$ 194,462 | \$ - | \$ 136,123 | \$ 136,123 | \$ - | \$ - |
| Urgent, Inc. | Children, Youth, and Families - Risk Reduction | Children, Youth, & Families | \$ - | \$ 24,395 | \$ - | \$ - | \$ 24,395 | \$ 24,395 |
| Urgent, Inc. | Rites of Passage Prevention Program | Children, Youth, & Families | \$ 201,372 | \$ 5,950 | \$ - | \$ - | \$ 5,950 | \$ 5,950 |
| Urgent, Inc. | Youth Empowerment Program | Children, Youth, & Families | \$ 205,258 | \$ - | \$ 65,682 | \$ 65,682 | \$ - | \$ - |
| Urgent, Inc. | Childre, Youth, and Families - Risk Reduction | N/A | \$ - | \$ - | \$ - | \$ - | \$ - | \$ - |
| Victim Response, Inc. | GLBT Teen Dating Violence Awareness Program | Other | \$ 83,599 | \$ - | \$ - | \$ - | \$ - | \$ - |
| Victim Response, Inc. | Children's Camp and Afterschool Program | Special Needs | \$ 186,117 | \$ - | \$ 141,449 | \$ 70,725 | \$ - | \$ - |
| Victim Response, Inc. | Domestic Violence Legal Assistance Program | Special Needs | \$ 109,783 | \$ - | \$ 83,435 | \$ 41,718 | \$ - | \$ - |
| Victim Response, Inc. | Elder Victim Advocacy Program | Special Needs | \$ 77,444 | \$ - | \$ 58,857 | \$ 29,429 | \$ - | \$ - |
| Victim Response, Inc. | Emergency Shelter Adolescent Boys Program | Special Needs | \$ 160,674 | \$ - | \$ 122,112 | \$ 61,056 | \$ - | \$ - |
| Village South, Inc. | Sports Programming Support | Children, Youth, & Families | \$ - | \$ 2,800 | \$ - | \$ - | \$ 2,800 | \$ 2,800 |
| Village South, Inc. | HIV/AIDS Risk Reduction - Boys Program | Health | \$ - | \$ 38,675 | \$ - | \$ - | \$ 19,338 | \$ 19,338 |
| Village South, Inc. | Mental Health and Substance Abuse Treatment | Health | \$ - | \$ 57,418 | \$ - | \$ - | \$ 28,709 | \$ 28,709 |
| Village South, Inc. | Substance Abuse Prevention and Treatment Program | Health | \$ - | \$ 51,206 | \$ - | \$ - | \$ 25,603 | \$ 25,603 |
| Village South, Inc. | HIV/AIDS Risk Reduction - Boys Program | N/A | \$ - | \$ - | \$ - | \$ - | \$ - | \$ - |
| Village South, Inc. | Mental Health and Substance Abuse Treatment | N/A | \$ - | \$ - | \$ - | \$ - | \$ - | \$ - |
| Village South, Inc. | Sports Programming Support | N/A | \$ - | \$ - | \$ - | \$ - | \$ - | \$ - |
| Village South, Inc. | Substance Abuse Prevention and Treatment Program | N/A | \$ - | \$ - | \$ - | \$ - | \$ - | \$ - |
| VIP Associates & Company, Inc. | Positive Youth Development & Life Skills Training Afterschool Program (P.A.L.) | Children, Youth, & Families | \$ 54,484 | \$ - | \$ - | \$ - | \$ - | \$ - |
| VIP Associates & Company, Inc. | Vocational Mentoring for At-Risk Youth Coaching | Workforce Development | \$ 162,034 | \$ - | \$ - | \$ - | \$ - | \$ - |
| VIP Association & Company, Inc. | Community Based Services for Children & Adults with Disabilities | Children & Adults with Disabilities | \$ 154,748 | \$ - | \$ - | \$ - | \$ - | \$ - |

FY 2011-12 CBO Continuation Funding By Name

| | | | | | RFP | | Continuation Funding | |
|--|---|-------------------------------------|------------------|---------------------------|------------------------|---------------------------------|-----------------------------|----------------|
| NAME OF PROPOSING ORGANIZATION | PROGRAM NAME / ACTIVITY TITLE | CATEGORY | AMOUNT REQUESTED | PRIOR YEAR FUNDING AMOUNT | RFP AMOUNT RECOMMENDED | Proposed FY 2011-12 by Category | PROPOSED FUNDING FY 2011-12 | FUNDING AMOUNT |
| Visitor Industry Human Resource Development Council | Programs Supporting Countywide Employment and Training | Workforce Development | \$ 160,660 | \$ - | \$ - | \$ - | \$ - | \$ - |
| Voices for Children Foundation, Inc. | The Children's Needs Programs | Basic Needs | \$ 325,315 | \$ - | \$ 227,720 | \$ 227,720 | \$ - | \$ - |
| Voices for Children Foundation, Inc. | The Children's Needs Programs | Basic Needs | \$ - | \$ 37,188 | \$ - | \$ - | \$ 37,188 | \$ 37,188 |
| Voices for Children Foundation, Inc. | Guardian Ad Litem Program | Children, Youth, & Families | \$ 394,280 | \$ 28,000 | \$ 123,067 | \$ 123,067 | \$ 28,000 | \$ 28,000 |
| Voices for Children Foundation, Inc. | Services to Victims of Domestic Violence or Sexual Assault | Special Needs | \$ 53,312 | \$ 38,675 | \$ 42,749 | \$ 21,375 | \$ 19,338 | \$ 19,338 |
| Volunteers of American of Florida, Inc. | Hogar I and II HUD Supportive Housing Programs | Other | \$ 143,909 | \$ - | \$ - | \$ - | \$ - | \$ - |
| Volunteers of American of Florida, Inc. | Life Plan Plus | Other | \$ 331,290 | \$ - | \$ - | \$ - | \$ - | \$ - |
| Walking In Vision Family Outreach Educational Center, Inc. | Kids Smart-Fun | Children, Youth, & Families | \$ 174,151 | \$ - | \$ - | \$ - | \$ - | \$ - |
| * We Care of South Dade, Inc. | Information and Referral Services | Children, Youth, & Families | \$ 165,000 | \$ 75,625 | \$ 23,498 | \$ 11,749 | \$ 37,813 | \$ 75,625 |
| WeCount! Inc. | Immigrant Worker Orientation and Support Project | Immigrants/New Entrants | \$ 100,000 | \$ 98,000 | \$ 84,500 | \$ 42,250 | \$ 49,000 | \$ 49,000 |
| * West Dade Community Services, Inc. | Basic Needs | Basic Needs | \$ 80,147 | \$ - | \$ - | \$ - | \$ - | \$ 15,000 |
| West Dade Community Services, Inc. | Emergency Rental | Basic Needs | \$ - | \$ 14,875 | \$ - | \$ - | \$ 14,875 | \$ 14,875 |
| West Dade Community Services, Inc. | Food Program | Basic Needs | \$ - | \$ 10,562 | \$ - | \$ - | \$ 10,562 | \$ 10,562 |
| West Dade Community Services, Inc. | Low Income Assistance | Basic Needs | \$ - | \$ 85,750 | \$ - | \$ - | \$ 85,750 | \$ 85,750 |
| West Dade Community Services, Inc. | Rent FPL | Basic Needs | \$ 89,118 | \$ - | \$ - | \$ - | \$ - | \$ - |
| West Dade Community Services, Inc. | Senior, Youth, and Low Income Assistance | Basic Needs | \$ - | \$ 20,825 | \$ - | \$ - | \$ 20,825 | \$ 20,825 |
| West Dade Community Services, Inc. | Immigrants | Immigrants/New Entrants | \$ 41,724 | \$ - | \$ - | \$ - | \$ - | \$ - |
| West Dade Community Services, Inc. | Emergency Rental | N/A | \$ - | \$ - | \$ - | \$ - | \$ - | \$ - |
| West Dade Community Services, Inc. | Food Program | N/A | \$ - | \$ - | \$ - | \$ - | \$ - | \$ - |
| West Dade Community Services, Inc. | Low Income Assistance | N/A | \$ - | \$ - | \$ - | \$ - | \$ - | \$ - |
| West Dade Community Services, Inc. | Senior, Youth, and Low Income Assistance | N/A | \$ - | \$ - | \$ - | \$ - | \$ - | |
| What Next Global | Youth Business Program | Children, Youth, & Families | \$ 100,000 | \$ - | \$ - | \$ - | \$ - | \$ - |
| Women of Tomorrow Mentor & Scholarship Program | Women of Tomorrow Mentor & Scholarship Program | Children, Youth, & Families | \$ 95,202 | \$ - | \$ 32,270 | \$ 32,270 | \$ - | \$ - |
| * Women's Shelter of Hope | Living in Fear Ends (LIFE) | Basic Needs | \$ - | \$ 142,625 | \$ - | \$ - | \$ 71,313 | \$ 142,625 |
| Women's Shelter of Hope | Living in Fear Ends (LIFE) | Special Needs | \$ 284,256 | \$ - | \$ - | \$ - | \$ - | \$ - |
| World Literacy Crusade of Florida | Children, Youth, & Families | Children, Youth, & Families | \$ 179,375 | \$ 105,000 | \$ - | \$ - | \$ 105,000 | \$ 105,000 |
| World Literacy Crusade of Florida | Family Empowerment Program | Criminal Justice | \$ 90,000 | \$ 25,200 | \$ - | \$ - | \$ 25,200 | \$ 25,200 |
| World Literacy Crusade of Florida | Girl's Intervention Program | Criminal Justice | \$ 100,000 | \$ 11,900 | \$ 90,000 | \$ 90,000 | \$ 11,900 | \$ 11,900 |
| Wynwood Youth Enrichment Optimist Program, Inc. | Wynwood Youth Enrichment Optimist Program | Children, Youth, & Families | \$ 1,000,000 | \$ - | \$ - | \$ - | \$ - | \$ - |
| Young Men's Christian Association of Greater Miami, Inc. | Early childhood program | Children, Youth, & Families | \$ 253,101 | \$ 11,900 | \$ 80,207 | \$ 80,207 | \$ 11,900 | \$ 11,900 |
| Young Men's Christian Association of Greater Miami, Inc. | Out of school program | Children, Youth, & Families | \$ 312,777 | \$ 44,625 | \$ 98,323 | \$ 98,323 | \$ 44,625 | \$ 44,625 |
| Young Men's Christian Association of Greater Miami, Inc. | Elderly Needs | Elder Needs | \$ 70,934 | \$ - | \$ 45,232 | \$ 45,232 | \$ - | \$ - |
| Young Men's Christian Association of Greater Miami, Inc. | Adolescent Health and Wellness Program | Health | \$ 333,183 | \$ - | \$ - | \$ - | \$ - | \$ - |
| Youth Co-Op, Inc. | Stay-In-School Counseling Program | Children, Youth, & Families | \$ 65,906 | \$ - | \$ 23,376 | \$ 23,376 | \$ - | \$ - |
| Youth Co-Op, Inc. | Family Empowerment Program | Criminal Justice | \$ 181,800 | \$ 56,525 | \$ 90,000 | \$ 90,000 | \$ 56,525 | \$ 56,525 |
| Youth Co-Op, Inc. | SAMS | Criminal Justice | \$ 63,000 | \$ 44,090 | \$ 50,000 | \$ 50,000 | \$ 44,090 | \$ 44,090 |
| * Youth Co-Op, Inc. | Stay-In-School Counseling Program | Criminal Justice | \$ - | \$ 29,750 | \$ - | \$ - | \$ 29,750 | \$ 29,750 |
| Youth Co-Op, Inc. | Match Grant Program | Immigrants/New Entrants | \$ 150,510 | \$ 98,000 | \$ 127,181 | \$ 63,591 | \$ 49,000 | \$ 49,000 |
| Youth Co-Op, Inc. | Employment Assistance Center | Workforce Development | \$ 263,472 | \$ 110,250 | \$ 35,331 | \$ 17,666 | \$ 55,125 | \$ 55,125 |
| Youth Expressions, Inc. | YE/FLOW | Children, Youth, & Families | \$ 85,394 | \$ - | \$ - | \$ - | \$ - | \$ - |
| Youth Impact Ministries, Inc. | Senior Friends | Elder Needs | \$ 265,300 | \$ - | \$ - | \$ - | \$ - | \$ - |
| Youth of America Incorporated | Children, Youth, and Families | Children, Youth, & Families | \$ 98,019 | \$ 59,500 | \$ 33,126 | \$ 33,126 | \$ 59,500 | \$ 59,500 |
| Youth of America Incorporated | Improving Community Control | Criminal Justice | \$ 35,495 | \$ 11,900 | \$ - | \$ - | \$ 11,900 | \$ 11,900 |
| YWCA of Greater Miami | YWCA Economic Empowerment Predatory Lending Ed Services | Basic Needs | \$ 58,554 | \$ 50,575 | \$ 40,988 | \$ 40,988 | \$ 50,575 | \$ 50,575 |
| YWCA of Greater Miami | Enhanced After School Programs | Children, Youth, & Families | \$ 69,225 | \$ 32,725 | \$ 24,384 | \$ 24,384 | \$ 32,725 | \$ 32,725 |
| YWCA of Greater Miami | Teen Pregnancy Youth Development | Children, Youth, & Families | \$ 229,076 | \$ 44,625 | \$ 72,913 | \$ 72,913 | \$ 44,625 | \$ 44,625 |
| YWCA of Greater Miami | YWCA Computer Clubhouse | Children, Youth, & Families | \$ 81,534 | \$ - | \$ 28,121 | \$ 28,121 | \$ - | \$ - |
| YWCA of Greater Miami | SAMS | Criminal Justice | \$ 62,686 | \$ 44,230 | \$ - | \$ - | \$ 44,230 | \$ 44,230 |
| YWCA of Greater Miami | YWCA Family Wellness | Health | \$ 126,388 | \$ - | \$ 60,666 | \$ 30,333 | \$ - | \$ - |
| YWCA of Greater Miami | Court Care A Better Place to Be | Children, Youth, & Families | \$ 114,404 | \$ - | \$ 91,623 | \$ 45,812 | \$ - | \$ - |
| Zo's Fund For Life | Intervention, Prevention and Development (Pediatric Dialysis Education Support Program) | Health | \$ 50,000 | \$ - | \$ - | \$ - | \$ - | \$ - |
| | Sign of the Times | Children & Adults with Disabilities | \$ 165,000 | \$ - | \$ - | \$ - | \$ - | \$ - |
| | | | \$ 100,249,741 | \$ 21,341,795 | \$ 19,436,900 | \$ 16,334,550 | \$ 18,312,333 | \$ 18,831,682 |

FY 2011-12 GRANTS TO NON-PROFIT CULTURAL ORGANIZATIONS

| PROGRAM | GRANTEE | PROGRAM / PROJECT | FY 2011-12 AWARD |
|---|--|---|--------------------|
| ARTS EDUCATION GRANTS AND PROGRAM INITIATIVES (ArtsEd) | | | |
| ArtsEd | Arts for Learning/Miami, Inc. | General Programs and Operating Support | \$285,000 |
| ArtsEd | Fantasy Theatre Factory, Inc. | Fiscal Agent for Arts Education Initiatives and "All Kids Included" Initiative for Children with Disabilities | \$262,000 |
| | | Sub-Total: FY 2011-12 Arts Education and Program Initiatives Grants: | \$547,000 |
| CAPITAL DEVELOPMENT GRANTS PROGRAM (CAP) | | | |
| CAP | Area Performance Gallery, Inc. | Lighting and Signage Improvements for the Riviera Theatre in Coral Gables | \$6,588 |
| CAP | Bakehouse Art Complex, Inc. | Facility-wide Energy Efficient Lighting Upgrade | \$18,230 |
| CAP | Bascomb Memorial Broadcasting Foundation, Inc. (WDNA) | WDNA-FM 88.9 Facility Improvements and Upgrades | \$7,130 |
| CAP | City of Miami Department of Public Facilities | Manuel Artime Theater Lighting Improvements and Upgrades | \$13,239 |
| CAP | City of Miami Springs | Black Box Community Theater Lighting Equipment and Improvements | \$8,812 |
| CAP | City of North Miami Beach | Sound/Lighting Equipment and New Orchestra Level Carpeting for the Littman Theater | \$13,236 |
| CAP | Fairchild Tropical Botanic Garden, Inc. | Upgrade to Fairchild's Accessible Transportation Infrastructure | \$6,780 |
| CAP | Florida International University Board of Trustees fbo The Patricia & Phillip Frost Art Museum | Frost Art Museum Permanent Collection Digitization Project | \$5,000 |
| CAP | Friends of the Bass Museum, Inc. | Semi-permanent Tent Structure for Bass Museum's Courtyard Terrace | \$22,676 |
| CAP | Miami Children's Museum, Inc. | ADA Equipment and Lighting Improvements | \$8,523 |
| CAP | Miami City Ballet, Inc. | Capital Improvements to MCB's In-House Lynn and Louis Wolfson II Theatre | \$5,000 |
| CAP | Miami Hispanic Ballet Corp. | Black Box Theater Equipment for the Miami Hispanic Cultural Arts Center | \$10,953 |
| CAP | Miami Light Project, Inc. | Light Box at Goldman Warehouse Build-out and Equipment Purchases | \$25,565 |
| CAP | PAN, Performing Arts Network, A Guild of Performing Artists, Inc. | Rebuild PAN Facility Destroyed by Fire | \$22,792 |
| CAP | Village of Pinecrest (Pinecrest Gardens Banyan Bowl) | Pinecrest Gardens Equipment for the Banyan Bowl Theater | \$9,259 |
| CAP | Vizcaya Museum and Gardens | Equipment Purchases for Programming and Accessibility | \$6,217 |
| | | Sub-Total: FY 2011-12 Capital Development Program Grants: | \$190,000 |
| COMMUNITY GRANTS PROGRAM (CG) | | | |
| CG | Community Grants Program | Quarterly Grants Program: Competitive application and review opportunities 4 times during each FY | \$462,000 |
| | | Sub-Total: FY 2011-12 Community Grants Program Grants: | \$462,000 |
| CULTURAL ADVANCEMENT GRANTS PROGRAM (ADV) | | | |
| ADV | ArtSouth, a Not-for-Profit Corporation | Annual Season - General Operating Support | \$41,000 |
| ADV | Bakehouse Art Complex, Inc. | Annual Season - General Operating Support | \$82,000 |
| ADV | Ballet Flamenco La Rosa, Inc. | Annual Season - General Operating Support | \$41,000 |
| ADV | Bascomb Memorial Broadcasting Foundation, Inc. (WDNA-FM 88.9) | Annual Season - General Operating Support | \$82,000 |
| ADV | Black Archives, History and Research Foundation of South Florida, Inc., The | Annual Season - General Operating Support | \$41,000 |
| ADV | Centro Cultural Espanol de Cooperacion Iberoamericana, Inc. | Annual Season - General Operating Support | \$82,000 |
| ADV | Chopin Foundation of the United States, Inc. | Annual Season - General Operating Support | \$41,000 |
| ADV | City of Miami - Gusman Center for the Performing Arts | Annual Season - General Operating Support | \$82,000 |
| ADV | City Theatre, Inc. | Annual Season - General Operating Support | \$82,000 |
| ADV | Coral Gables Congregational Church, Inc. | Annual Season - General Operating Support | \$41,000 |
| ADV | Dave and Mary Alper Jewish Community Center | Annual Season - General Operating Support | \$41,000 |
| ADV | Deering Estate Foundation, Inc., The | Annual Season - General Operating Support | \$41,000 |
| ADV | Fantasy Theatre Factory, Inc. | Fiscal Agent for the Travel/Consultants Technical Assistance Component of the Cultural Advancement program | \$92,000 |
| ADV | GableStage, Inc. | Annual Season - General Operating Support | \$82,000 |
| ADV | Hispanic Theater Guild Corporation | Annual Season - General Operating Support | \$41,000 |
| ADV | Jamaica Awareness, Inc. | Annual Season - General Operating Support | \$82,000 |
| ADV | Miami Contemporary Dance Corp, dba Miami Contemporary Dance Company | Annual Season - General Operating Support | \$41,000 |
| ADV | Miami Light Project, Inc. | Annual Season - General Operating Support | \$82,000 |
| ADV | Miami Momentum Dance Company, Inc. | Annual Season - General Operating Support | \$41,000 |
| ADV | Miami Dade College, Department of Cultural Affairs | Annual Season - "Cultura del Lobo" General Operating Support | \$82,000 |
| ADV | Miami Dade College, Florida Center for the Literary Arts | Annual Season - General Operating Support | \$82,000 |
| ADV | Murray Dranoff Foundation, Inc., The | Annual Season - General Operating Support | \$41,000 |
| ADV | New Theatre, Inc. | Annual Season - General Operating Support | \$82,000 |
| ADV | Rhythm Foundation, Inc., The | Annual Season - General Operating Support | \$82,000 |
| ADV | Seraphic Fire, Inc. | Annual Season - General Operating Support | \$82,000 |
| ADV | Sociedad Pro Arte Gratieli, Inc. | Annual Season - General Operating Support | \$41,000 |
| ADV | Sunday Afternoons of Music, Inc. | Annual Season - General Operating Support | \$41,000 |
| ADV | Teatro Avante, Inc. | Annual Season - General Operating Support | \$82,000 |
| ADV | Tigertail Productions, Inc. | Annual Season - General Operating Support | \$41,000 |
| | | Sub-Total: FY 2011-12 Cultural Advancement Program Grants: | \$1,814,000 |

FY 2011-12 GRANTS TO NON-PROFIT CULTURAL ORGANIZATIONS

| PROGRAM | GRANTEE | PROGRAM / PROJECT | FY 2011-12 AWARD |
|--|--|--|------------------|
| CULTURE SHOCK MIAMI PROGRAM COSTS | | | |
| CS | Culture Shock Miami: Discount Student Tickets to the Arts Program | Programmatic Support | \$603,000 |
| | | <i>Sub-Total: FY 2011-12 Culture Shock Miami Program Costs:</i> | \$603,000 |
| DANCE MIAMI CHOREOGRAPHERS FELLOWSHIPS (DMF) | | | |
| DMF | Letty Bassart | Choreographer Fellowship | \$10,000 |
| DMF | Octavio Campos | Choreographer Fellowship | \$10,000 |
| DMF | Rosie Herrera | Choreographer Fellowship | \$10,000 |
| DMF | Dance Miami Choreographers' Fellowship Program | Programmatic costs | \$5,000 |
| | | <i>Sub-Total: FY 2011-12 Dance Miami Choreographers Fellowships Program:</i> | \$35,000 |
| DEVELOPING ARTS IN NEIGHBORHOODS GRANTS PROGRAM (DAN) | | | |
| DAN | Academia de las Luminarias de las Bellas Artes (A.L.B.A.) | FY2011-2012 Program Activities | \$7,750 |
| DAN | Alhambra Music Inc. | FY2011-2012 Program Activities | \$8,800 |
| DAN | Bas Fisher Invitational | FY2011-2012 Program Activities | \$8,800 |
| DAN | Brazz Dance Theater Incorporated | FY2011-2012 Program Activities | \$11,500 |
| DAN | CACEC INC | FY2011-2012 Program Activities | \$5,000 |
| DAN | Civic Chorale of Greater Miami | FY2011-2012 Program Activities | \$11,500 |
| DAN | Community Arts And Culture Inc | FY2011-2012 Program Activities | \$11,500 |
| DAN | Community Performing Arts Association Inc. | FY2011-2012 Program Activities | \$5,000 |
| DAN | Community Theatre of Miami Lakes, Inc. d/b/a Main Street Players | FY2011-2012 Program Activities | \$11,500 |
| DAN | Deco Echo Artists' Delegation d/b/a Center for Folk and Community Art | FY2011-2012 Program Activities | \$11,500 |
| DAN | Foundation for Emerging Technologies and Arts Inc. | FY2011-2012 Program Activities | \$7,750 |
| DAN | Homestead Community Concert Association Inc. | FY2011-2012 Program Activities | \$11,500 |
| DAN | Karen Peterson and Dancers Inc | FY2011-2012 Program Activities | \$11,500 |
| DAN | Kinad Inc. | FY2011-2012 Program Activities | \$8,800 |
| DAN | Mad Cat Theatre Company Inc. | FY2011-2012 Program Activities | \$11,500 |
| DAN | Marti Productions Inc. | FY2011-2012 Program Activities | \$5,000 |
| DAN | Miami Piano Circle | FY2011-2012 Program Activities | \$7,750 |
| DAN | Miami Watercolor Society Inc. | FY2011-2012 Program Activities | \$11,500 |
| DAN | Mz Goose Inc. | FY2011-2012 Program Activities | \$8,800 |
| DAN | Next@19th Street | FY2011-2012 Program Activities | \$7,750 |
| DAN | North Miami Community Concert Band Inc. | FY2011-2012 Program Activities | \$8,800 |
| DAN | Orchestra Miami Inc. | FY2011-2012 Program Activities | \$11,500 |
| DAN | Red Chemistry Inc. | FY2011-2012 Program Activities | \$8,800 |
| DAN | Siempre Flamenco Inc. | FY2011-2012 Program Activities | \$8,800 |
| DAN | Sociedad Cultural Santa Cecilia Inc. | FY2011-2012 Program Activities | \$5,000 |
| DAN | South Beach Chamber Ensemble Inc. | FY2011-2012 Program Activities | \$8,800 |
| DAN | South Florida Bluegrass Association Inc. | FY2011-2012 Program Activities | \$11,500 |
| DAN | Teatro en Miami Corp. | FY2011-2012 Program Activities | \$8,800 |
| DAN | The Arts at St. Johns Inc. | FY2011-2012 Program Activities | \$7,750 |
| DAN | The Cove/Rincon Corp. | FY2011-2012 Program Activities | \$5,000 |
| DAN | The Miami Classical Guitar Society | FY2011-2012 Program Activities | \$8,800 |
| DAN | The Unconservatory Inc. | FY2011-2012 Program Activities | \$7,750 |
| | | <i>Sub-Total: FY 2011-12 Developing Arts in Neighborhoods Grants Program Grants:</i> | \$286,000 |
| FESTIVALS AND SPECIAL EVENTS GRANTS PROGRAM (FEST) | | | |
| FEST | Bayfront Park Management Trust | Downtown Miami New Year's Eve Celebration | \$30,262 |
| FEST | Coconut Grove Arts and Historical Association, Inc. | Coconut Grove Arts Festival | \$67,631 |
| FEST | Dade Heritage Trust, Inc. | Dade Heritage Days | \$37,807 |
| FEST | Florida Dance Association, Inc. | Florida Dance Festival | \$30,201 |
| FEST | Florida International University Board of Trustees, for the benefit of the School of Hospitality | South Beach Wine & Food Festival | \$71,743 |
| FEST | German American Social Club of Greater Miami, Inc. | Oktoberfest Miami | \$28,133 |
| FEST | Infinito Art & Cultural Foundation, Inc. | Brazilian Film Festival of Miami | \$37,752 |
| FEST | Junior Orange Bowl Committee, Inc. | Junior Orange Bowl Festival | \$55,667 |
| FEST | Miami Bach Society, Inc., The | Tropical Baroque Music Festival | \$32,339 |
| FEST | Miami-Broward One Carnival Host Committee, Inc. | Miami Carnival | \$42,612 |
| FEST | Miami Dade College, Miami Book Fair International | Miami Book Fair International | \$71,743 |
| FEST | Miami Dade College, Miami International Film Festival | Miami International Film Festival | \$70,950 |
| FEST | Miami Design Preservation League, Inc. | Art Deco Weekend Festival | \$45,626 |
| FEST | Miami Gay and Lesbian Film Festival, Inc. | Miami Gay & Lesbian Film Festival | \$41,934 |
| FEST | Miami Hispanic Ballet Corporation | International Ballet Festival of Miami | \$35,794 |
| FEST | National Foundation for Advancement in the Arts, Inc. | ARTS Week | \$61,026 |
| FEST | Patrons of Exceptional Artists, Inc. | Miami International Piano Festival - Discovery Series | \$36,482 |
| FEST | University of Miami - Frost School of Music | Festival Miami | \$42,298 |
| | | <i>Sub-Total: FY 2011-12 Festivals and Special Events Program Grants:</i> | \$840,000 |

FY 2011-12 GRANTS TO NON-PROFIT CULTURAL ORGANIZATIONS

| PROGRAM | GRANTEE | PROGRAM / PROJECT | FY 2011-12 AWARD |
|---|--|--|--------------------|
| HANNIBAL COX JR. CULTURAL GRANTS PROGRAM (HCJ) | | | |
| HCJ | Area Performance Gallery, Inc. | FY2011-2012 Program Activities | \$22,361 |
| HCJ | Arts Ballet Theatre of Florida, Inc. | FY2011-2012 Program Activities | \$30,000 |
| HCJ | Creation Art Center Corporation | FY2011-2012 Program Activities | \$12,917 |
| HCJ | Cuban Classical Ballet of Miami, Inc. | FY2011-2012 Program Activities | \$30,000 |
| HCJ | Diaspora Vibe Cultural Arts Incubator, Inc. | FY2011-2012 Program Activities | \$18,426 |
| HCJ | Edge Zones, Inc. | FY2011-2012 Program Activities | \$15,860 |
| HCJ | Florida International University Board of Trustees, for the benefit of the School of Music | FY2011-2012 Program Activities | \$30,000 |
| HCJ | Friends of Chamber Music of Miami, Inc. | FY2011-2012 Program Activities | \$19,330 |
| HCJ | Fundarte, Inc. | FY2011-2012 Program Activities | \$30,000 |
| HCJ | Ground Up and Rising, Inc. | FY2011-2012 Program Activities | \$19,422 |
| HCJ | Haitian Heritage Museum Corp. | FY2011-2012 Program Activities | \$16,193 |
| HCJ | Hispanic-American Lyric Theatre, Inc. | FY2011-2012 Program Activities | \$16,155 |
| HCJ | Locust Projects, Inc. | FY2011-2012 Program Activities | \$21,310 |
| HCJ | Marjory Stoneman Douglas Biscayne Nature Center, Inc. | FY2011-2012 Program Activities | \$30,000 |
| HCJ | Miami Beach Film Society, Inc. | FY2011-2012 Program Activities | \$30,000 |
| HCJ | Miami Beach Garden Conservancy, Inc. | FY2011-2012 Program Activities | \$30,000 |
| HCJ | Miami Dade College - Department of Arts and Philosophy | FY2011-2012 Program Activities | \$12,673 |
| HCJ | Miami Dade College Foundation, Inc. - New World School of the Arts | FY2011-2012 Program Activities | \$30,000 |
| HCJ | Miami Gay Men's Chorus, Inc. | FY2011-2012 Program Activities | \$17,474 |
| HCJ | Miami Lyric Opera, Inc. | FY2011-2012 Program Activities | \$20,104 |
| HCJ | Michael-Ann Russell Jewish Community Center, Inc. | FY2011-2012 Program Activities | \$30,000 |
| HCJ | Mystery Park Arts Company, Inc., dba SoBe Music Institute | FY2011-2012 Program Activities | \$15,662 |
| HCJ | South Florida Composers Alliance, Inc. | FY2011-2012 Program Activities | \$20,001 |
| HCJ | St. Martha's Concert and Cultural Alliance, Inc. | FY2011-2012 Program Activities | \$12,917 |
| HCJ | The Dance Now! Ensemble, Inc. | FY2011-2012 Program Activities | \$19,468 |
| HCJ | The Florida Chamber Orchestra | FY2011-2012 Program Activities | \$11,733 |
| HCJ | University of Miami - School of Communication | FY2011-2012 Program Activities | \$19,737 |
| HCJ | Viernes Culturales / Cultural Fridays, Inc. | FY2011-2012 Program Activities | \$8,257 |
| | | Sub-Total: FY 2011-12 Hannibal Cox Jr. Cultural Program Grants: | \$590,000 |
| INTERNATIONAL CULTURAL EXCHANGE GRANTS PROGRAM (ICE) | | | |
| ICE | Arts Ballet Theatre of Florida, Inc. | 2012 International Ballet Concert (IBC) | \$18,387 |
| ICE | Ballet Flamenco La Rosa, Inc. | Hedda Gabler | \$24,516 |
| ICE | Diaspora Vibe Cultural Arts Incubator, Inc. | Living Sculpture II Kingston, Jamaica/Miami | \$18,387 |
| ICE | Edge Zones, Inc. | Art of Uncertainty 5 | \$18,387 |
| ICE | Friends of Miami-Dade Public Library, Inc. | The Miami-Dade Public Library's International Art of Storytelling Festival - Taipei, Taiwan | \$24,516 |
| ICE | Karen Peterson and Dancers, Inc. | 2012 Miami / Balkan Dance Exchange | \$12,259 |
| ICE | Miami Contemporary Dance Corporation, dba Miami Contemporary Dance Company | International Dance Exchange | \$24,516 |
| ICE | Teatro Avante, Inc. | Spain/USA International Cultural Exchange | \$24,516 |
| ICE | Tigertail Productions, Inc. | 2012 International Exchange Project | \$24,516 |
| | | Sub-Total: FY 2011-12 International Cultural Exchange Program Grants: | \$190,000 |
| MAJOR CULTURAL INSTITUTIONS GRANTS PROGRAM (MCI) | | | |
| MCI | Actors' Playhouse Productions, Inc. | Operational Support for Actors' Playhouse | \$189,973 |
| MCI | Florida International University Board of Trustees, for the benefit of the Patricia and Phillip Frost Art Museum | Operational Support for the Patricia and Phillip Frost Art Museum | \$117,925 |
| MCI | Florida International University Board of Trustees, for the benefit of The Wolfsonian | Operational Support for the Wolfsonian-FIU | \$256,296 |
| MCI | Florida Grand Opera, Inc. | Operational Support for the Florida Grand Opera | \$327,270 |
| MCI | Friends of the Bass Museum, Inc. | Operational Support for the Bass Museum of Art | \$169,144 |
| MCI | GableStage, Inc. | Transition to the Coconut Grove Playhouse / Programming Support | \$150,000 |
| MCI | Jewish Museum of Florida, Inc. | Operational Support for the Jewish Museum | \$133,474 |
| MCI | M Ensemble Company | Operational Support for the M Ensemble Company | \$87,000 |
| MCI | Miami City Ballet, Inc. | Operational Support for the Miami City Ballet | \$271,021 |
| MCI | Miami Symphony Orchestra | Operational Support for the Miami Symphony Orchestra | \$87,000 |
| MCI | Museum of Contemporary Art, Inc. (MOCA) | Operational Support for the Museum of Contemporary Art | \$221,189 |
| MCI | New World Symphony, Inc. | Operational Support for the New World Symphony | \$335,027 |
| MCI | Performing Arts Center Trust, Inc., dba Adrienne Arsht Center for the Performing Arts of Miami-Dade County | Operational Support for the Adrienne Arsht Center for the Performing Arts of Miami-Dade County | \$317,321 |
| MCI | South Florida Art Center, Inc., dba ArtCenter/South Florida | Operational Support for ArtCenter/South Florida | \$89,062 |
| MCI | University of Miami, Lowe Art Museum | Operational Support for the Lowe Art Museum at UM | \$173,298 |
| | | Sub-Total: FY 2011-12 Major Cultural Institutions Program Grants: | \$2,925,000 |

FY 2011-12 GRANTS TO NON-PROFIT CULTURAL ORGANIZATIONS

| PROGRAM | GRANTEE | PROGRAM / PROJECT | FY 2011-12 AWARD |
|---|---|--|---------------------|
| SERVICE ORGANIZATIONS GRANTS PROGRAM (SERV) | | | |
| SERV | Arts & Business Council of Miami, Inc. | Annual Programs | \$55,000 |
| SERV | Arts & Business Council of Miami, Inc. | Fiscal Agent for "Arts Help" Mini-Grants program | \$26,000 |
| SERV | Diaspora Arts Coalition, Inc. | Annual Programs | \$28,500 |
| SERV | Florida Dance Association, Inc. | Annual Programs | \$28,500 |
| SERV | Greater Miami Festivals and Events Association, Inc. | Annual Programs | \$15,000 |
| SERV | LegalArt, Inc. | Annual Programs | \$23,500 |
| SERV | Miami Light Project, Inc. | Fiscal Agent for Filmmaker's Workshop | \$23,500 |
| SERV | Performing Arts Network (PAN) | Annual Programs | \$31,500 |
| SERV | Sosyete Koukouy, Inc. | Fiscal Agent for Haitian Artists Network (HAN) | \$23,500 |
| SERV | Sunshine Jazz Organization, Inc., The | Annual Programs | \$19,500 |
| SERV | Theatre League of South Florida, Inc. | Annual Programs | \$35,500 |
| | | <i>Sub-Total: FY 2011-12 Service Organizations Program Grants:</i> | \$310,000 |
| SUMMER ARTS & SCIENCE CAMPS FOR KIDS GRANTS PROGRAM (SAS-C) | | | |
| SAS-C | Summer Arts & Science Camps for Kids Grants Program | Project grants to Organizations for Summer Arts and Science Camp Programs | \$450,000 |
| | | <i>Sub-Total: FY 2011-12 Summer Arts & Science Camps for Kids Program Grants:</i> | \$450,000 |
| TARGETED INITIATIVES GRANTS (TARG) | | | |
| TARG | Arts & Business Council of Miami, Inc. | Fiscal Agent for "ArtBurstMiami" | \$42,000 |
| TARG | Black Archives, History and Research Foundation of South Florida, Inc., The | Black Archives and Lyric Theater - Cultural Advancement Transition Plan | \$30,000 |
| TARG | City of Hialeah Cultural Affairs Council | City of Hialeah Cultural Affairs Council programs | \$26,500 |
| TARG | Friends of the Miami-Dade Public Library, Inc. | A Compendium of Collections and Collecting in Miami: The Vasari Project | \$15,000 |
| TARG | Greater Miami Festivals and Events Association, Inc. | Fiscal Agent for Cultural Publications | \$50,000 |
| TARG | Haitian Cultural Arts Alliance, Inc. | Haitian Cultural Initiatives | \$22,500 |
| TARG | Historical Association of Southern Florida, Inc. | Fiscal Agent for Cuban Pilots Association - Bay of Pigs Memorial at TMB | \$10,000 |
| TARG | Homestead Center for the Arts | Annual Programs | \$16,000 |
| TARG | Rhythm Foundation, Inc., The | Fiscal Agent for Programs at Caleb Auditorium and/or African Heritage Cultural Arts Center | \$25,000 |
| TARG | Theater League of South Florida, Inc. | Fiscal Agent for Playwright Development Program / Playwrights' Workshop Series | \$25,000 |
| TARG | Tigertail Productions, Inc. | Fiscal Agent for Artist Access Grants Program | \$20,000 |
| | | <i>Sub-Total: FY 2011-12 Targeted Initiatives Grants:</i> | \$282,000 |
| YOUTH ARTS ENRICHMENT GRANTS PROGRAM (YEP) | | | |
| YEP | Youth Arts Enrichment Grants Program | Project Grants to Organizations | \$450,000 |
| | | <i>Sub-Total: FY 2011-12 Youth Arts Enrichment Program Grants:</i> | \$450,000 |
| YOUTH ARTS MIAMI GRANTS PROGRAM (YAM) | | | |
| YAM | African Caribbean American Performing Artists, Inc. (ACAPAI) | 2011-2012 Program Activities | \$5,741 |
| YAM | AIMM Higher, Inc. | 2011-2012 Program Activities | \$13,527 |
| YAM | All Florida Youth Orchestra, Inc. (d/b/a Florida Youth Orchestra) | 2011-2012 Program Activities | \$20,000 |
| YAM | Alliance for Musical Arts Productions, Inc. | 2011-2012 Program Activities | \$17,456 |
| YAM | American Children's Orchestras for Peace, Inc. | 2011-2012 Program Activities | \$35,000 |
| YAM | Ars Flores Symphony Orchestra, Inc. | 2011-2012 Program Activities | \$15,168 |
| YAM | Ballet Etudes, Inc. | 2011-2012 Program Activities | \$19,337 |
| YAM | Diva Arts & Entertainment, Inc. | 2011-2012 Program Activities | \$16,965 |
| YAM | enFAMILIA, Inc. | 2011-2012 Program Activities | \$35,000 |
| YAM | Fantasy Theatre Factory, Inc. | 2011-2012 Program Activities | \$70,000 |
| YAM | Florida Film Institute, Inc. | 2011-2012 Program Activities | \$20,000 |
| YAM | Greater Miami Youth Symphony of Dade County, Florida, Inc. | 2011-2012 Program Activities | \$70,000 |
| YAM | Heroes Unite, Inc. | 2011-2012 Program Activities | \$20,000 |
| YAM | Miami Children's Chorus, Inc. | 2011-2012 Program Activities | \$70,000 |
| YAM | Miami Stage Company/Miami Children's Theater, Inc. | 2011-2012 Program Activities | \$70,000 |
| YAM | Miami Youth Ballet, Inc. | 2011-2012 Program Activities | \$14,837 |
| YAM | One Art, Inc. | 2011-2012 Program Activities | \$23,251 |
| YAM | The Playground Theatre, Inc. | 2011-2012 Program Activities | \$70,000 |
| YAM | Quant Productions, Inc. | 2011-2012 Program Activities | \$13,285 |
| YAM | The Roxy Theatre Group, Inc. | 2011-2012 Program Activities | \$70,000 |
| YAM | The South Florida Boys Choir, Incorporated | 2011-2012 Program Activities | \$24,284 |
| YAM | South Florida Youth Symphony | 2011-2012 Program Activities | \$20,000 |
| YAM | The Theatre Institute of DulceArt, Inc. | 2011-2012 Program Activities | \$6,149 |
| YAM | The Thomas Armour Youth Ballet, Inc. | 2011-2012 Program Activities | \$70,000 |
| YAM | Voices United, Inc. | 2011-2012 Program Activities | \$20,000 |
| YAM | Walenstein Musical Organization, Inc. | 2011-2012 Program Activities | \$20,000 |
| | | <i>Sub-Total: FY 2011-12 Youth Arts Miami Program Grants:</i> | \$850,000 |
| Total FY 2011-12 Department of Cultural Affairs / Cultural Affairs Council Grants Recommendations: | | | \$10,824,000 |

FY 2011-12 GRANTS TO NON-PROFIT CULTURAL ORGANIZATIONS

| PROGRAM | GRANTEE | PROGRAM / PROJECT | FY 2011-12 AWARD |
|---|--|---|---------------------|
| DIRECT COMMUNITY-BASED CULTURAL FACILITIES ALLOCATIONS | | | |
| | Fairchild Tropical Botanic Garden, Inc. | Operational Support for Fairchild Tropical Garden | \$376,000 |
| | Miami Children's Museum, Inc. | Operational Support for Miami Children's Museum | \$635,000 |
| | Zoological Society of Florida, Inc. | Operational Support for Zoo Miami | \$293,000 |
| | <i>Sub-Total: FY 2011-12 Direct Community-Based Cultural Facilities Allocations:</i> | | \$1,304,000 |
| | | | |
| | Grand Total: FY 2011-12 Funding to Cultural Organizations through the Department of Cultural Affairs: | | \$12,128,000 |
| | | | |

| Capital Project Number | Site No. | District(s) Located | Site Description | Prior | FY 11-12 | FY 12-13 | FY 13-14 | FY 14-15 | FY 15-16 | FY 16-17 | Future | Total | Reso # |
|----------------------------|----------|---------------------|---|--------------|----------|----------|--------------|--------------|--------------|------------|------------|---------------|-----------|
| 984963 | 76662 | 1 | Florida Memorial University Multipurpose Arena | 0 | 0 | 0 | 5,000,000 | 0 | 0 | 0 | 0 | 5,000,000 | R-1144-10 |
| 931490 | 70772 | 9 | West Perrine Park- Phase 2 - Aquatic Center, Roads and Pathways, Courts | 75,000 | 0 | 0 | 458,000 | 3,967,000 | 0 | 0 | 456,000 | 4,956,000 | R-954-10 |
| 932730 | 70443 | 10 | Westchester Arts Center Construction | 945,000 | 0 | 0 | 520,000 | 1,028,000 | 5,107,000 | 400,000 | 0 | 8,000,000 | R-1133-10 |
| 115951 | 76883 | 9 | D09-Richmond Place Townhomes | 0 | 0 | 0 | 0 | 500,000 | 0 | 0 | 0 | 500,000 | R-54-11 |
| 115951 | 76884 | 9 | D09-SBC Senior Housing | 0 | 0 | 0 | 500,000 | 500,000 | 0 | 0 | 0 | 1,000,000 | R-55-11 |
| | | | | | | | | | | | | | |
| Municipality- Opa-Locka | 76677 | 1 | Historic Preservation Fund - Opa-Locka City Hall | 0 | 0 | 0 | 2,000,000 | 0 | 0 | 0 | 0 | 2,000,000 | R-1145-10 |
| Municipality- Coral Gables | 70633 | 7 | Coral Gables - Fire Station #1 | 0 | 0 | 0 | 700,000 | 0 | 0 | 0 | 0 | 700,000 | R-28-11 |
| Municipality- Coral Gables | 70645 | 7 | Coral Gables - Police Station | 164,000 | 0 | 0 | 636,000 | 0 | 0 | 0 | 0 | 800,000 | R-28-11 |
| Total | | | | \$ 1,184,000 | \$ - | \$ - | \$ 9,814,000 | \$ 5,995,000 | \$ 5,107,000 | \$ 400,000 | \$ 456,000 | \$ 22,956,000 | |