

Approved _____ Mayor
Veto _____
Override _____

Agenda Item I
Amended

ORDINANCE NO.

ORDINANCE APPROVING, ADOPTING AND RATIFYING PROPRIETARY BUDGETS, SPECIAL ASSESSMENT DISTRICT BUDGETS, AND OTHER BUDGETS OF MIAMI-DADE COUNTY, FLORIDA, FOR THE FISCAL YEAR COMMENCING OCTOBER 1, 2016 AND ENDING SEPTEMBER 30, 2017; PROVIDING A SHORT TITLE; INCORPORATING THE FISCAL YEAR 2016-17 PROPOSED BUDGET AS AMENDED; APPROPRIATING ALL BUDGETED REVENUES AND EXPENDITURES; AUTHORIZING THE INVESTMENT OF COUNTY FUNDS IN TIME WARRANTS OF MIAMI-DADE COUNTY; AUTHORIZING THE TRANSFER OF FUNDS AS CASH ADVANCES PENDING RECEIPT OF TAXES OR OTHER REVENUES; RATIFYING AND APPROVING IMPLEMENTING ORDERS AND OTHER ACTIONS OF THE BOARD WHICH SET FEES, RATES, AND CHARGES; AUTHORIZING FEES, RATES, AND CHARGES CONSISTENT WITH APPROPRIATIONS AND PROVIDING FOR THEIR AMENDMENT; APPROVING REVISED FEES, CHARGES, AND IMPLEMENTING ORDERS FOR VARIOUS DEPARTMENTS AND AGENCIES; APPROVING PAY RATES IN THE FISCAL YEAR 2016-17 PAY PLAN; AUTHORIZING ALLOCATIONS AND REALLOCATIONS OF BOND PROCEEDS AND INTEREST EARNINGS; AUTHORIZING THE MAYOR OR MAYOR'S DESIGNEE TO PROVIDE BOND ISSUE RESERVES; ESTABLISHING SUCH FUNDS AS MAY BE APPROVED DURING THE YEAR AND PROVIDING FOR THEIR EXPENDITURE; AUTHORIZING PAYMENT OF LOCAL BUSINESS TAX SURCHARGE TO BEACON COUNCIL; APPROPRIATING GRANT, DONATION, AND CONTRIBUTION FUNDS; AUTHORIZING THE MAYOR OR MAYOR'S DESIGNEE TO EXECUTE CERTAIN FUNDING AGREEMENTS; CONTINUING THE MUNICIPAL SERVICES TRUST FUND; WAIVING FOR FISCAL YEAR 2016-17 PROVISIONS OF SECTIONS 2-1799(e) AND 2-1799(f)1 OF THE CODE OF MIAMI-DADE COUNTY, FLORIDA ("CODE"), RELATED TO THE DISPOSITION OF UNEXPENDED MAYORAL OFFICE BUDGET FUNDS AND UNALLOCATED CARRYOVER FUNDING IN THE COUNTYWIDE AND THE UNINCORPORATED MUNICIPAL SERVICES AREA GENERAL FUND BUDGETS, RESPECTIVELY; WAIVING SECTION 29-7(G) OF THE CODE RELATED TO ALLOCATION OF DOCUMENTARY SURTAX FUNDS; WAIVING SECTION 8-12(c) OF THE CODE RELATED TO BUILDING PERMIT FEE WHEN WORK BEGINS PRIOR TO OBTAINING A PERMIT; AMENDING, WAIVING OR RESCINDING, IF NECESSARY, VARIOUS SECTIONS OF THE CODE, APPLICABLE IMPLEMENTING ORDERS AND OTHER LEGISLATIVE ENACTMENTS TO CONFORM SUCH ENACTMENTS TO THE FISCAL YEAR 2016-17 ADOPTED BUDGET; SUPERSEDING CONFLICTING PROVISIONS OF PRIOR LEGISLATIVE ENACTMENTS IN CONFLICT; PROVIDING SEVERABILITY, EXCLUSION FROM THE CODE AND AN EFFECTIVE DATE

BE IT ORDAINED, BY THE BOARD OF COUNTY COMMISSIONERS OF MIAMI-DADE COUNTY, FLORIDA:

Section 1. This ordinance shall be known and may be cited as the "Fiscal Year 2015-16 Miami-Dade County Self-Supporting Budget Ordinance."

Section 2. Pursuant to Section 5.03(B) of the Home Rule Charter, the County Mayor has recommended a proposed budget for Miami-Dade County, Florida, for the fiscal year commencing October 1, 2016. Said proposed budget document as submitted to the Board of County Commissioners ("Board") is incorporated herein by reference and is amended to include: (a) all of the applicable changes contained in this ordinance; (b) the changes contained in the September 8, 2016 memorandum entitled "Information for First Budget Hearing – FY 2016-17 Proposed Budget >>and (c) a direction to the County Mayor to appropriate 50 percent of actual carryover funds in excess of the adopted budget, up to \$10,000,000.00, to the Affordable Housing Trust Fund, as a part of the FY 2015-16 end-of-year budget amendment as is hereby appropriated and as recommended in the "Information for First Budget Hearing – FY 2016-17"<<, which changes are noted on the version attached hereto.

Section 3. The budget proposed, including the five-year financial plan contained therein, as amended as set forth in this ordinance, is hereby approved and adopted, including the budgets for Special Assessment Districts, and the budgeted revenues and expenditures therein are hereby appropriated. Department expenditure allocations established by the County Mayor as revised and summarized in the attached budget are adopted as limitations of all expenditures, except as hereinafter provided; and appropriations hereby have been provided for outstanding indebtedness for the payment of vouchers that have been incurred in the current or prior year, but are not expected to be paid until the commencement of the new fiscal year. Receipts from sources not anticipated in the attached budget may be appropriated and expended by ordinance duly enacted by the Board in accordance with Section 129.06(2)(d), Florida Statutes, and Section 1.02(A) of the Miami-Dade County Home Rule Charter. Adjustments within the same fund to departmental appropriations made in the attached budget

may be approved from time to time by motion duly adopted by the Board in accordance with Section 129.06(2)(a), Florida Statutes, and Ordinance No. 07-45, as amended. The Director of the Office of Management and Budget is authorized to approve adjustments to expenditure code allocations within the limit of the departmental or other appropriations made in the attached budget. All adjustments made in accordance with this ordinance are approved and ratified.

Section 4. Pursuant to the authority of Chapter 8015, Special Acts of Florida, 1919, which authorizes the Board to borrow money and to issue time warrants, and pursuant to the authority of Section 129.02(5), Florida Statutes, which permits funds of the County to be invested in securities of the federal government and of the local governments in Florida, or both, the Finance Director is hereby authorized to invest these monies in the time warrants of Miami-Dade County, Florida.

Section 5. As provided in Section 5.03(C) of the Home Rule Charter, the Board hereby authorizes the transfer of any portion of the earnings or balance of the several funds, other than sinking funds, for obligations not yet retired, to the general funds of the County provided that such transfer be deemed a cash advance to meet operating and other expenses approved by the Board, and that all such advances shall be reimbursed before the end of the fiscal year upon receipt of adequate tax or other appropriate revenues. Provided, however, that this section in no way limits or restricts the power of the Board to transfer any unencumbered appropriation balance, or any portion thereof, from one department, fund or agency to another as provided by law pursuant to Section 5.03(C) of the Home Rule Charter.

Section 6. The provisions of Section 2-1799(e) of the Code of Miami-Dade County, Florida, requiring that unexpended funds in Mayoral office budget be designated as reserves at the end of the fiscal year in which the funds were unexpended and added to the Mayoral office budget in the following fiscal year, are waived to permit the use of funds unexpended as of September 30, 2016 from the Mayoral office budget as Fiscal Year 2015-16 General Fund carryover for appropriation to the Fiscal Year 2016-17 Adopted Budget as approved by the

Board. The provisions of Section 2-1799(f)1 of the Code of Miami-Dade County, Florida, requiring that 50 percent of the unallocated carryover funds in the Countywide and Unincorporated Municipal Service Area general fund budgets be allocated to the Capital Outlay Reserve fund in the fiscal year following the fiscal year the funds were identified to support County services, are waived for Fiscal Year 2016-17 to permit the use of carryover funds in the Countywide and UMSA general fund budgets that remain unallocated as of September 30, 2016 for appropriation to the Fiscal Year 2016-17 Proposed Budget as approved by the Board.

Section 7. The provisions of Section 29-7(G) of the Code of Miami-Dade County, Florida, requiring that no allocation of documentary surtax funds shall be made except as part of a competitive Request for Applications process shall be waived for Fiscal Year 2016-17.

Section 8. The Board hereby waives for Fiscal Year 2016-17 the provisions of Section 8-12(c) of the Code of Miami-Dade County, Florida, in order to provide that, when work requiring a building permit is started prior to the obtaining of said permit, the cost of the permit shall be double the permit fee such that the additional \$100.00 provided for in Section 8-12(c) shall not be charged as part of the cost of the permit.

Section 9. All Implementing Orders, as amended hereby, other actions of the Board setting fees, rates, and charges, and fees, rates and charges consistent with appropriations adopted herein, are hereby ratified, confirmed and approved, and may be subsequently amended by resolution adopted by the Board during the fiscal year.

Section 10. The revised Implementing Order setting the Miami-Dade Port of Miami rates, fees and charges as reflected in attachment A is made a part hereof and the Implementing Order may be subsequently amended by resolution adopted by Board action during the fiscal year.

Section 11. The revised summary setting the Animal Services rates, fees and charges as reflected in attachment B is made part hereof and these rates, fees and charges may be subsequently amended by resolution adopted by Board action during the fiscal year.

Section 12. The revised summary setting the Venetian Causeway rates, fees and charges as reflected in attachment C is made part hereof and these rates, fees and charges may be subsequently amended by resolution adopted by Board action during the fiscal year.

Section 13. The revised summary setting the Regulatory and Economic Resources Building and Neighborhood Compliance rates, fees and charges as reflected in attachment D is made part hereof and these rates, fees and charges may be subsequently amended by resolution adopted by Board action during the fiscal year.

Section 14. The revised summary setting the Solid Waste Services rates, fees and charges as reflected in attachment E is made part hereof and these rates, fees and charges may be subsequently amended by resolution adopted by Board action during the fiscal year.

Section 15. The revised summary setting the County Parking Facilities rates, fees and charges as reflected in attachment F is made part hereof and these rates, fees and charges may be subsequently amended by resolution adopted by Board action during the fiscal year.

Section 16. The revised summary setting the Baby Parking Stroller rates, fees and charges as reflected in attachment G is made part hereof and these rates, fees and charges may be subsequently amended by resolution adopted by Board action during the fiscal year.

Section 17. The revised summary setting the Regulatory and Economic Resources Consumer Protection rates, fees and charges as reflected in attachment H is made part hereof and these rates, fees and charges may be subsequently amended by resolution adopted by Board action during the fiscal year.

Section 18. The revised summary setting the Miami-Dade Water and Sewer rates, fees and charges as reflected in attachment I is made part hereof and these rates, fees and charges may be subsequently amended by resolution adopted by Board action during the fiscal year.

Section 19. The revised Implementing Order setting the Regulatory and Economic Resources Planning, Zoning, and Platting Services rates, fees and charges as reflected in attachment J is made part hereof and these rates, fees and charges may be subsequently amended by resolution adopted by Board action during the fiscal year.

Section 20. The revised summary setting the Aviation Department rates, fees and charges as reflected in attachment K is made part hereof and these rates, fees and charges may be subsequently amended by resolution adopted by Board action during the fiscal year.

Section 21. The revised summary setting the Public Housing and Community Development rates, fees and charges as reflected in attachment L is made part hereof and these rates, fees and charges may be subsequently amended by resolution adopted by Board action during the fiscal year.

Section 22. The revised summary setting the Department of Transportation and Public Works rates, fees and charges as reflected in attachment M is made part hereof and these rates, fees and charges may be subsequently amended by resolution adopted by Board action during the fiscal year.

Section 23. The revised summary setting the Fire Rescue Delivery of Junior Lifeguard Program rates, fees and charges as reflected in attachment N is made part hereof and these rates, fees and charges may be subsequently amended by resolution adopted by Board action during the fiscal year.

Section 24. The revised summary setting the Fire Rescue Delivery of Anti-Venom Serum rates, fees and charges as reflected in attachment O is made part hereof and these rates, fees and charges may be subsequently amended by resolution adopted by Board action during the fiscal year.

Section 25. The revised summary setting the For Hire Transportation rates, fees and charges as reflected in attachment P is made part hereof and these rates, fees and charges may be subsequently amended by resolution adopted by Board action during the fiscal year.

Section 26. The revised Implementing Order setting the Fire Rescue off-duty, rates, fees, and charges as reflected in attachment Q is made part hereof and these rates, fees and charges may be subsequently amended by resolution adopted by Board action during the fiscal year.

Section 27. The pay rates set forth in the Fiscal Year 2016-17 Pay Plan, which is attached and incorporated by reference herein, are hereby approved.

Section 28. All allocations and reallocations of bond proceeds and interest earnings included in the Fiscal Year 2016-17 Proposed Capital Budget and Multi-Year Capital Plan, as may be amended, are hereby authorized.

Section 29. The County Mayor, or whomever he shall so designate, is hereby authorized to use interest earned on deposit of Public Improvement Bond funds to establish and maintain an Interest and Sinking Fund Reserve Account in an amount not to exceed one year's maximum principal and interest. Interest earned in excess of the reserve shall be distributed to Public Improvement Bonds Construction Funds in accordance with standard accounting practices.

Section 30. The Finance Director is hereby authorized to establish and to receive and expend funds up to amounts received without specific appropriation pursuant to Section 5.03(C) of the Home Rule Charter for existing trust funds, working capital funds, bond construction funds, pension funds, revolving funds and any other such funds as may be approved by motion of the Board during the 2016-17 fiscal year.

Section 31. The Finance Director is hereby authorized to make payment of local business tax surcharge revenues for Fiscal Year 2016-17 to Miami-Dade County Beacon Council, Inc., in accordance with state law and Resolution No. 1066-88 which authorized the agreement between Miami-Dade County and the Beacon Council.

Section 32. All grant, donation, and contribution funds received by the County are hereby appropriated at the levels and for the purposes intended by the grants, donations and contributions.

Section 33. The Mayor or the Mayor's designee is hereby authorized to execute agreements for funding allocations for community-based organizations and Mom and Pop Program participants approved in this ordinance as a result of a request for proposal or other formal selection process or individual allocations approved by the Board in the form approved by the County Attorney.

Section 34. Notwithstanding any other provision of the Code of Miami-Dade County, Florida, or any resolution or Implementing Order to the contrary, non-profit entities awarded grants of County monies from the prior year's District Discretionary Reserve, Commission office funds, or County Services Reserve, or Mom and Pop Program funds shall not be required to complete affidavits of compliance with the various policies or requirements applicable to entities contracting or transacting business with the County.

Section 35. Payment by a municipality to the Municipal Services Trust Fund shall be used for services which provide benefits to the municipality or the residents thereof.

Section 36. Unless otherwise prohibited by law, this ordinance shall supersede all enactments of this Board including, but not limited to, ordinances, resolutions, implementing orders, regulations, rules, and provisions of the Code of Miami-Dade County, Florida, in conflict herewith; provided, however, nothing in this ordinance shall amend or supersede the requirements of Ordinance No. 07-45, as amended.

Section 37. If any section, subsection, sentence, clause or provision of this ordinance is held invalid, the remainder of this ordinance shall not be affected by such invalidity.

Section 38. All provisions of this ordinance shall become effective ten (10) days after the date of enactment unless vetoed by the Mayor, and if vetoed, shall become effective only upon override by this Board. In the event all or any particular component of this ordinance are vetoed, the remaining components, if any, shall become effective ten (10) days after the date of enactment and the components vetoed shall become effective only upon override by this Board.

Section 39. It is the intention of the Board and it is hereby ordained that the provisions of this ordinance shall be excluded from the Code of Miami-Dade County, Florida.

PASSED AND ADOPTED:

Approved by County Attorney as APW
to form and legal sufficiency.

ORD/ITEM I Proposed

I.O. No.: 4-4
Ordered: 9/17/15
Effective: 10/1/15

MIAMI-DADE COUNTY
IMPLEMENTING ORDER

PORT OF MIAMI TERMINAL TARIFF NO. 010

AUTHORITY:

The Miami-Dade County Home Rule Amendment Charter, including, among others, Sections 1.01 and 2.02A.

SUPERSEDES:

This Implementing Order supersedes prior Implementing Orders and revisions to PortMiami Terminal Tariff No. 010 as it relates to those items specified in the attached Tariff pages. Any items not expressly superseded herein remain in effect.

POLICY:

Port of Miami Terminal Tariff No. 010 shall be established providing for the rates, rules and regulations for the Seaport facilities of Miami-Dade County, Florida.

PROCEDURE:

The Director of the Dante B. Fascell Port of Miami-Dade (PortMiami) is responsible for the operation and management of the Port Miami, including establishing rates and fees for usage of Port facilities and collection of same. Reviews and revisions of rates and fees will occur on an annual basis with recommendations for changes forwarded to the County Mayor.

TARIFF:

The Tariff items adopted by this Implementing Order have been presented and are considered a part hereof. In accordance with Section 2.3 of the Code of Miami-Dade County, these official Tariff items are also filed with the Clerk of the Board of County Commissioners. Items, which are charged by the Port of Miami, shall be the same as those listed in the official PortMiami Terminal Tariff No. 010 on file with the Clerk of the County Commission.

This Implementing Order is hereby submitted to the Board of County Commissioners of Miami-Dade County, Florida.

Approved by the County Attorney as
to form and legal sufficiency _____

(Effective October 1, ~~2015~~ 2016)

FFMC - T No 010



**TERMINAL TARIFF NO. 010
RATES RULES AND REGULATIONS
FOR THE
SEAPORT FACILITIES
OF
MIAMI-DADE COUNTY
FLORIDA**

EFFECTIVE: October 1, ~~2015~~ 2016

**THIS TARIFF IS ISSUED BY THE MIAMI-DADE COUNTY
MAYOR UNDER AUTHORITY OF ADMINISTRATIVE
ORDER NO. 4-4 PURSUANT TO SECTION 4.02 OF THE
HOME RULE CHARTER; MIAMI-DADE COUNTY HAVING
JURISDICTION OVER AND CONTROL OF THE
OPERATION OF THE DANTE B. FASCELL PORT OF
MIAMI-DADE.**

FOR FURTHER INFORMATION ADDRESS

**PORT DIRECTOR
DANTE B. FASCELL PORT OF MIAMI-DADE
1015 NORTH AMERICA WAY
MIAMI, FLORIDA 33132**

(305) 371-7678

TARIFF NO. 010

TABLE OF CONTENTS

SECTION	TITLE	PAGE
SECTION ONE	DEFINITIONS	1
SECTION TWO	GENERAL RULES AND REGULATIONS	6 <u>5</u>
SECTION THREE	RULES & REGULATIONS FOR VESSELS	12 <u>14</u>
SECTION FOUR	RULES & REGULATIONS FOR WHARVES	15 <u>17</u>
SECTION FIVE	DOCKAGE	19 <u>21</u>
SECTION SIX	WHARFAGE	22 <u>24</u>
SECTION SEVEN	WHARF DEMURRAGE AND TERMINAL STORAGE	26 <u>27</u>
SECTION EIGHT	CONTAINER CRANE FACILITY	28 <u>29</u>
SECTION NINE	RENTALS AND LEASES	33
SECTION NINE-A	FOREIGN TRADE ZONE	37A <u>40</u>
SECTION TEN	MISCELLANEOUS CHARGES	38 <u>41</u>
SECTION ELEVEN	GENERAL INFORMATION	43 <u>53</u>

Pagination Renumbered from 1 to 56

PAGE NUMBER	REVISION	EFFECTIVE DATE	PAGE NUMBER	REVISION	EFFECTIVE DATE
Title Page		10-01- 15 <u>16</u>	27	18 th Revised	10-01- 15 <u>16</u>
Table of Contents	4 st <u>2nd</u> Revised	10-01- 12 <u>16</u>	28	2 nd <u>19th</u> Revised	02-05-00 <u>10-01-16</u>
00	33 rd <u>34th</u> Revised	10-01- 15 <u>16</u>	29	21 st <u>2nd</u> Revised	10-01-15 <u>02-05-00</u>
00-A	1 st Revised	10-01-15	30	5 th <u>22nd</u> Revised	10-01- 14 <u>16</u>
00-B	1 st Revised	02-05-00	31	2 nd <u>6th</u> Revised	10-01- 15 <u>16</u>
00-C	4 st <u>2nd</u> Revised	10-01- 99 <u>16</u>	32	4 st <u>5th</u> Revised	10-01-14
1	6 th <u>7th</u> Revised	10-01- 15 <u>16</u>	33	9 th <u>10th</u> Revised	10-01- 15 <u>16</u>
2	4 th <u>7th</u> Revised	10-01- 15 <u>16</u>	34	3 rd <u>4th</u> Revised	10-01- 14 <u>16</u>
3	3 rd Revised	10-01-15	35	4 th Revised	10-01-07
4	7 th Revised	10-01-15	36	2 nd <u>4th</u> Revised	10-01- 14 <u>14</u>
5	4 st <u>5th</u> Revised	10-01- 15 <u>16</u>	37	10 th <u>4th</u> Revised	10-01- 15 <u>14</u>
6	4 th <u>1st</u> Revised	04-15-05 <u>02-05-00</u>	38	16 th <u>10th</u> Revised	10-01-15
7	4 st <u>3rd</u> Revised	02-05-00 <u>10-01-03</u>	39	13 th <u>11th</u> Revised	10-01- 13 <u>16</u>
8	3 rd <u>7th</u> Revised	10-01- 03 <u>16</u>	40	10 th <u>1st</u> Revised	10-01- 13 <u>16</u>
9	6 th <u>7th</u> Revised	10-01- 15 <u>16</u>	41	24 st <u>17th</u> Revised	10-01- 15 <u>16</u>
10	2 nd Revised	10-01-13	42	13 th <u>14th</u> Revised	10-01- 15 <u>16</u>
11	7 th <u>8th</u> Revised	10-01- 15 <u>16</u>	43	Original <u>11th</u> Revised	03-31-94 <u>10-01-16</u>
12	3 rd <u>7th</u> Revised	10-01- 15 <u>16</u>	44	Original <u>21st</u> Revised	03-31-94 <u>0-01-15</u>
13	4 st <u>7th</u> Revised	02-05-00 <u>10-01-16</u>	45	Original <u>22nd</u> Revised	03-31-94 <u>10-01-16</u>
14	2 nd <u>3rd</u> Revised	10-01-15	46	3 rd Revised <u>Original</u>	10-01- 14 <u>10</u>
15	4 st <u>4th</u> Revised	06-01-98 <u>10-01-16</u>	47	3 rd Revised <u>Original</u>	10-01- 14 <u>10</u>
16	8 th <u>1st</u> Revised	10-01-15 <u>02-05-00</u>	48	3 rd Revised <u>Original</u>	10-01- 14 <u>13</u>
<u>17</u>	<u>1st</u> Revised	<u>06-01-98</u>	<u>49</u>	<u>14th</u> Revised	<u>10-01-16</u>
18	3 rd <u>8th</u> Revised	10-01-15	<u>50</u>	<u>13th</u> Revised	<u>10-01-15</u>
19	3 rd Revised	10-01- 02 <u>15</u>	<u>51</u>	<u>13th</u> Revised	<u>10-01-15</u>
20	23 rd <u>4th</u> Revised	10-01- 15 <u>16</u>	<u>52</u>	<u>14th</u> Revised	<u>10-01-16</u>
21	17 th <u>3rd</u> Revised	10-01- 15 <u>02</u>	<u>53</u>	<u>Original</u>	<u>03-31-94</u>
22	17 th <u>24th</u> Revised	10-01- 15 <u>16</u>	<u>54</u>	<u>1st</u> Revised	<u>10-01-16</u>
23	23 rd <u>18th</u> Revised	10-01- 15 <u>16</u>	<u>55</u>	<u>4th</u> Revised	<u>10-01-16</u>
24	12 th <u>18th</u> Revised	10-01- 15 <u>16</u>	<u>56</u>	<u>3rd</u> Revised	<u>10-01-14</u>
25	2 nd <u>24th</u> Revised	10-01- 14 <u>16</u>	Index	3 rd <u>4th</u> Revised	10-01- 15 <u>16</u>
26	17 th <u>2nd</u> Revised	10-01- 15 <u>14</u>			

<p style="text-align: center;">TARIFF NO. 010</p> <p style="text-align: center;">CORRECTION SHEET</p>	<p style="text-align: center;">1ST REVISED PAGE 00-A</p> <p style="text-align: center;">EFFECTIVE OCTOBER 1, 2015</p>
---	--

<p>Reference marks and symbols used to indicate the effect of corrections to this Tariff are in compliance with FMC General Order 13, as amended as follows:</p> <ul style="list-style-type: none">(R) To denote a reduction(A) To denote an increase(C) To denote changes in wording or item number which result in neither an increase nor decrease in charges(D) To denote a deletion(E) To denote an exception to a general change(N) To denote reissued matter(I) To denote new or initial matter
--

TARIFF NO. 010	1 ST REVISED	PAGE 00-B
UNITS OF WEIGHT & MEASURE	EFFECTIVE FEBRUARY 5, 2000	
Customary international (metric) and U.S. units of weight and measure governing the determination of rates and charges assessed under this Tariff are as follows:		
1 Acre	43,560	Square Feet
1 Kilogram	2.2046	Pounds
1,000 Kilograms	2,204.62	Pounds (1 Metric Ton)
1 Pound	0.4536	Kilograms
2,000 Pounds	907.1847	Kilograms (1 Short Ton)
1 Metric ton (1 Kilo ton)	1.1023	Short Tons
1 Short Ton	2,000	Pounds
1 Short Ton	0.9072	Metric Ton
1 Long Ton	2,240	Pounds
1 Foot	0.3048	Meter
1 Meter	3.2808	Feet
1 Cubic Foot	0.0283	Cubic Meters
1 Cubic Meter	35.315	Cubic Feet
1 Bushel Grain (US) 60 Pounds	27.216	Kilograms
1 Barrel (US) 42 Gallons	158.9873	Liters
1 Cubic Meter	423.792	Ft. Board Measure
1,000 Ft. Board Measure	83.33	Cubic Feet
1,000 Ft. Board Measure	2.36	Cubic Meters
6.4 Barrels (US, Bunker Fuel Only)	1,000	Kilograms
1 Liter	0.2642	Gallons
1 Gallon	3.7854	Liters
1 Gallon (Fresh Water)	8.34	Pounds

TARIFF NO. 010		1st 2nd REVISED	PAGE 00-C
METRIC CONVERSION GUIDE		EFFECTIVE OCTOBER 1, 1999 2016	
<u>TO CHANGE</u>	<u>TO</u>	<u>MULTIPLY BY</u>	
Cubic Feet	Cubic Meters	0.0283	
Cubic Meters	Cubic Feet	35.3145	
Cubic Meters	Cubic Yards	1.3079	
Cubic Yards	Cubic Meters	0.7646	
Feet	Meters	0.3048	
Gallons (US)	Liters	3.7854	
Inches	Millimeters	25.4000	
Inches	Centimeters	2.5400	
Kilograms	Pounds	2.2046	
Liters	Gallons (US)	0.2642	
Liters	Pints (Dry)	1.8162	
Liters	Pints (Liquid)	2.1134	
Liters	Quarts (Dry)	0.9081	
Liters	Quarts (Liquid)	1.0567	
Meters	Feet	3.2808	
Meters	Yards	1.0936	
Metric Tons	Tons (Long)	0.8942	
Metric Tons	Tons (Short)	1.1023	
Millimeters	Inches	0.0394	
Miles	Kilometers	1.6093	
Pints (Dry)	Liters	0.5506	
Pints (Liquid)	Liters	0.4732	
Pounds	Kilometers	0.4536	
Quarts (Dry)	Liters	1.1012	
Quarts (Liquid)	Liters	0.9463	
Square Feet	Square Meters	0.0929	
Square Meters	Square Feet	10.7639	
Square Yards	Square Meters	0.8361	
Tons (Long)	Metric Tons	1.0160	
Tons (Short)	Metric Tons	0.9072	
Yards	Meters	0.9144	

TARIFF NO. 010	6th 7th REVISED	PAGE 1
SECTION ONE DEFINITIONS	EFFECTIVE OCTOBER 1, 2015 2016	
FMC SUBRULE: 34-A01		
FOR EXPLANATION OF SYMBOLS, SEE PAGE 0-A (AFTER TITLE PAGE)		
County Commission approved contracts with one or more cruise lines allowing access to certain County service contracts for the provision of cruise related stevedoring, security, and/or pier check-in services.	ACCESS AGREEMENTS	100 (C)
The granting of permission to use a specified berth.	BERTH ASSIGNMENT	101 (C)
Each 24-hour period or fraction thereof during which a vessel occupies an assigned berth.	BERTH DAY	102
A unit of quantity for lumber equal to the volume of a board that is 12x12x1 inches - abbr. BF. If the number of BF is not listed on the manifest, then all charges will be assessed by manifested weight.	BOARD FOOT	103
The service of counting and checking cargo against appropriate documents for the account of the cargo or the vessel, or other person requesting same.	CHECKING	104
Miami-Dade County, organized and existing under and by the virtue of the laws of the State of Florida, and situated in the County of Miami-Dade in Florida.	COUNTY	105 (C)
The legislative governing body of Miami-Dade County as provided for in the charter of Miami-Dade County.	COUNTY COMMISSION	106 (C)
The administrative head of Miami-Dade County who is responsible for the efficient operation of all County Departments.	COUNTY MAYOR	107 (C)
Dangerous cargo (includes hazardous materials, explosives, radioactive materials, etc.) Items included in Title 33 of the Code of Federal Regulations Section 160.203 <u>160.204</u> and further defined in sections referenced therein.	DANGEROUS CARGO (C)	108 (C)
The charges assessed against a vessel for berthing at a wharf, pier, bulkhead structure, or bank, or for mooring to a vessel so berthed.	DOCKAGE	109 (C)
A plan developed to ensure the application of security measures designed to protect the facility and its servicing vessels or those vessels interfacing with the facility, their cargoes, and persons on board at the respective MARSEC Levels pursuant to all applicable laws including but not limited to 33 Code of Federal Regulation 101.105, et seq.	FACILITY SECURITY PLAN (FSP)	110 (C)
Any twelve (12) months period from October 1 st to September 30 th of the following year.	FISCAL YEAR	111 (+) (C)
The specified period during which cargo may occupy space assigned to it on terminal property free of wharf demurrage or terminal storage charges immediately prior to the loading or subsequent to the discharge of such cargo on or off the vessel.	FREE TIME	112 (C)

TARIFF NO. 010	6th 7th REVISED	PAGE 2
SECTION ONE DEFINITIONS	EFFECTIVE OCTOBER 1, 2015 2016	
FMC SUBRULE: 34-A01		
FOR EXPLANATION OF SYMBOLS, SEE PAGE 0-A (AFTER TITLE PAGE)		
The service of physically moving cargo between point of rest and any place on the terminal facility, other than the end of ship's tackle.	HANDLING	113 (C)
The service of providing heavy lift cranes and equipment for lifting cargo.	HEAVY LIFT	114 (C)
New Year's Day.....January 1 Martin Luther King's Birthday.....3rd Monday in January Presidents' Day.....3rd Monday in February Memorial Day.....Last Monday in May Independence Day.....July 4 Labor Day.....1st Monday in September Columbus Day.....2nd Monday in October Veterans' Day.....November 11 Thanksgiving Day.....4th Thursday in November Christmas Day.....December 25 In the event a legal holiday falls on a Saturday, it is celebrated on the preceding Friday, and in the event a legal holiday falls on a Sunday, it is celebrated on the succeeding Monday.	PORT LEGAL HOLIDAYS (For billing purposes only)	115 (C)
The service of loading or unloading cargo between any place on the terminal <u>or water</u> and railroad cars, trucks, <u>vessels, ferries</u> , lighters or barges or any other means of conveyance to or from the terminal facility <u>or water</u> .	LOADING AND UNLOADING (C)	116 (C)
Any Person carrying on the business of furnishing wharfage, dock, warehouse, or other marine terminal services or facilities in connection with a common carrier by water in the United States or its possessions.	OPERATOR	117 (C)
Port of Miami-Dade does not provide longshoremen, checkers or handlers for cargo or baggage; nor does it handle, count, or provide guards or security for cargo and ships. These services are provided by franchised stevedoring, cargo handling, and steamship agency firms. A list of firms authorized to perform these services is available upon request from the Seaport <u>Marketing Division</u> , Permit Section.	NON- OPERATING PORT (D)	118 (C)
A notice issued by the United States Coast Guard or other federal, state or local agency for an alleged violation. The notice contains the applicable law or regulation violated and the corresponding proposed penalty and conditions to resolve the case.	NOTICE OF VIOLATION	119 (C)
A passenger traveling in an American-flag vessel.	PASSENGER DOMESTIC	120 (C)
A passenger traveling in a foreign-flag vessel.	PASSENGER FOREIGN	121 (C)

TARIFF NO. 010	3rd REVISED	PAGE 3
<u>SECTION ONE</u> <u>DEFINITIONS</u>	EFFECTIVE OCTOBER 1, 2015	
FMC SUBRULE: 34-A01		
FOR EXPLANATION OF SYMBOLS, SEE PAGE 0-A (AFTER TITLE PAGE)		
"Person" shall be defined in Florida Statutes Section 1.01 (3), and shall include without limitations municipal, governmental and public bodies and their agents, when such bodies or agents are using the Port terminal facility.	PERSON	122 (G) (H)
That area on the terminal facility which is assigned for the receipt of inbound cargo from the ship and from which area inbound cargo may be delivered to the consignee, and that area which is assigned for the receipt of outbound cargo from shippers for vessel loading.	POINT OF REST	123 (G)
This term is synonymous with the term "Seaport Director."	PORT DIRECTOR	124 (G)
This term is synonymous with the term "Seaport Department," "Port," "Port of Miami," "Port of Miami-Dade, or" "PortMiami".	DANTE B. FASCELL PORT OF MIAMI-DADE	125 (G)
For purposes of multi-day cruise lines that have contractual multi-day cruise parking revenue sharing incentive rights, for clarification purposes, such multi-day cruise parking revenue sharing shall not include any parking revenue derived from or associated with daily cruises, non-revenue cruises, ferry services, cruises less than 24 hours in duration, cruises to nowhere, or any other category of service excluded from multi-day cruise parking revenue by or under any terms of this Tariff.	MULTI-DAY CRUISE PARKING REVENUE	126 (H)
A pronoun in one gender includes and applies to other genders as well.	PRONOUNS	127 (G)
One or more structures comprising a terminal unit, and including, but not limited to wharves, warehouses, covered and/or open storage space, cold storage plants, grain elevators and/or bulk cargo loading and/or unloading structures, landings and receiving stations, used for the transmission, care and convenience of cargo and/or passengers in the interchange of same between land and water carriers or between two water carriers.	PORT TERMINAL	ITEM 128 (G)
Any container, laden or empty, loaded onto or discharged from a vessel or barge in the Port of Miami, excluding transshipments.	QUALIFYING CONTAINER	129 (H)
The department of Miami-Dade County created to operate, manage and develop the Seaport and terminal facilities of Miami-Dade County.	SEAPORT DEPARTMENT	130 (G)
The vessel representative responsible for the collection and payment of all charges assessed on a vessel for which they file a Request for Ship's Berth Assignment and provide accurate manifest documentation. All Ship Agents must be bonded and permitted by the Seaport Department to transact business at the Port of Miami.	SHIP AGENT	131 (G)

TARIFF NO. 010	7th REVISED	PAGE 4
<u>SECTION ONE</u> <u>DEFINITIONS</u>	EFFECTIVE OCTOBER 1, 2015	
FMC SUBRULE: 34-A01		
FOR EXPLANATION OF SYMBOLS, SEE PAGE 0-A (AFTER TITLE PAGE)		
A vessel having a container/trailer capacity of 750 TEUs or less.	SMALL BOAT	132
A multi-day passenger vessel with an overall length of less than 800 feet (excluding ferries and ferry services) shall be deemed a " <i>Small Passenger Vessel.</i> "	SMALL PASSENGER VESSEL (C)	133 (C)
A publication containing the rates, charges, rules regulations and practices of any Person carrying on the business of furnishing wharfage, dock, warehouse, or other marine terminal services or facilities in connection with a common carrier by water in the United States or its possessions.	TARIFF	134 (C)
A schedule, tariff, supplement to, or revised or amended page of a schedule or tariff.	TARIFF PUBLICATION	135 (C)
The service of providing warehouse or other terminal facilities for the storing of inbound or outbound cargo, including wharf storage, shipside storage, closed or covered storage, open or ground storage, bonded storage and refrigerated storage, after storage arrangements have been made.	TERMINAL STORAGE	136 (C)
The use of the terminal facility by any rail carrier, lighter operator, trucker, shipper or consignees, their agents, servants, and/or employees, when they perform their own car, lighter or truck loading or unloading, or the use of said facilities for any other gainful purpose for which a charge is not otherwise specified.	USAGE	ITEM 137 (C)
Except as otherwise provided in individual items, the term "vessel" means floating craft of every description, and shall include in its meanings the term "owners and agents" thereof.	VESSEL	138 (C)
A charge assessed against cargo remaining in or on terminal facilities after the expiration of free time unless arrangements have been made for storage. Wharf demurrage is also applicable to cargo remaining in or on terminal facilities after expiration of an authorized storage period.	WHARF DEMURRAGE	139 (C)
A charge, assessed against the cargo or vessel on all cargo passing or conveyed over, onto, or under wharves or between vessels (to or from barge, lighter, or water), when berthed at a wharf or when moored in slip adjacent to wharf. Wharfage is solely the charge for use of wharf and does not include charges for any other service.	WHARFAGE, CARGO	140 (C)
A charge assessed against a passenger on a vessel, other than a crew member, when embarking from or debarking to port property. Passenger wharfage is solely the charge for use of wharf and other passenger facilities and does not include charges for any other service.	WHARFAGE, PASSENGER	141 (C)

TARIFF NO. 010 SECTION TWO <u>GENERAL RULES & REGULATIONS</u>	4th 5th REVISED EFFECTIVE APRIL 15, 2005 <u>OCTOBER 1, 2016</u>	PAGE 6 <u>5</u>
FMC SUBRULE: 34-A02		
FOR EXPLANATION OF SYMBOLS, SEE PAGE 0-A (AFTER TITLE PAGE)		

APPLICABILITY OF TARIFF		
<p>The charges, rates, rules and regulations published in this tariff shall apply equally to all users of, and all traffic on the waterways and/or facilities owned and/or operated by Miami-Dade County, Florida under the jurisdiction of the Seaport Department, on and after the effective date of this tariff or any supplements thereto <u>provided, however, that to the extent a separate and effective written contract approved by the Miami-Dade Board of County Commissioners expressly or specifically supersedes one or more items, rates, or provisions of this Tariff, the expressly or specifically superseding contract term(s) or rate(s) shall exclusively control, but only to the limited extent particular items, rates and/or provisions of this Tariff are expressly or specifically superseded thereby, with all non-superseded items, rates, and provisions of the Tariff (as may be amended by County from time to time) remaining applicable notwithstanding the existence of a Board-approved and Port related written contract.</u></p> <p>Should there be any matter requiring clarification or interpretation of any tariff item, the Seaport Director, by delegation from the County, shall be the sole judge as to the application and interpretation of this tariff.</p> <p>The Seaport Director shall have the authority to deny, cancel, refuse, suspend or revoke a company's permit when that company has violated tariff rules and regulations or has violated established Port procedures, or has withheld or falsified information, or has been involved in any type of unlawful activity.</p>	APPLICATION OF TARIFF AND SUPPLEMENTS (C)	200
<p>The use of the waterways and piers, wharves, bulkhead, docks and other facilities under the jurisdiction of the Seaport Department shall constitute a consent to the terms and conditions of this tariff, and evidence an agreement on the parts of the vessels, their owners and agents, and other users of such waterways and facilities to pay all charges specified in this tariff and be governed by all rules and regulations published herein <u>provided, however, that to the extent a separate and effective written contract approved by the Miami-Dade Board of County Commissioners expressly or specifically supersedes one or more items, rates, or provisions of this Tariff, the expressly or specifically superseding contract term(s) or rate(s) shall exclusively control, but only to the limited extent particular items, rates and/or provisions of this Tariff are expressly or specifically superseded thereby, with all non-superseded items, rates, and provisions of the Tariff (as may be amended by County from time to time) remaining applicable notwithstanding the existence of a Board-approved and Port related written contract.</u></p>	CONSENT TO TERMS OF TARIFF (C)	202
<p>A right of administrative review exists for actions or inactions of the Port Director and/or the Department pursuant to Section 28A-7, Code of Miami-</p>	APPEALS	204

Dade County.		
--------------	--	--

<p>TARIFF NO. 010</p> <p>SECTION TWO <u>GENERAL RULES & REGULATIONS</u></p>	<p>1st REVISED</p> <p>EFFECTIVE FEBRUARY 5, 2000</p>	<p>PAGE 76</p>
<p>FMC SUBRULE: 34-A03</p>		
<p>FOR EXPLANATION OF SYMBOLS, SEE PAGE 0-A (AFTER TITLE PAGE)</p>		

Administrative Restrictions, Limitations And Requirements		
<p>The Seaport Department is not obligated to provide storage or accommodation for property which has not been transported, nor is intended to be transported by water to or from the Port; nor is it obligated to provide extended storage or other services beyond reasonable capacity of the facilities; nor is it obligated to provide extended storage for any property in the course of normal operations, beyond a period of time determined by the Director.</p> <p>The Seaport Department is not obligated to accept any cargo, either inbound or outbound, which is not compatible with the accepted objectives of the Port and the established assurances to the community. The refusal of any such cargo is discretionary with the Director.</p> <p>The Seaport Department is not obligated to issue any permit, including stevedore permit or renewal. The Seaport shall consider other factors such as the granting or renewal of a permit does not lead to duplication of services that could lead to destructive competition or a reduction of the quality of services to our customers and persons using the Port of Miami-Dade and its facilities, and does not lead the Port of Miami-Dade to uncertainty, disruption and/or unstable environment in the rendering of such services.</p>	<p>GENERAL RESTRICTIONS AND LIMITATIONS</p>	<p>210</p>
<p>The Seaport Department shall not be responsible for any damages to freight being loaded, unloaded, handled, stored, or otherwise present on its facilities, or for loss of any freight or for any delay to same.</p> <p>The Seaport Department shall not be responsible for any loss or damage to freight on or in its facilities by reason of fire, leakage, evaporation, natural shrinkage, wastage, decay, animals, rats, mice, other rodents, moisture, the elements, discharge of water from sprinkler fire protection systems, or by or from any other cause.</p> <p>The Seaport Department shall not be responsible for delay, loss or damage arising from riots, strikes, or labor disturbances of any persons, or for any loss due to pilferage or thievery, or to any other cause.</p> <p>The Seaport Department shall not be responsible for any personal injuries or death resulting from any cause whatsoever on its properties or facilities.</p> <p>The Seaport Department shall not be relieved from liability for occurrences which are caused solely by its own negligence.</p>	<p>DISCLAIMER FOR LOSS OR DAMAGE</p>	<p>212</p>

TARIFF NO. 010	3rd REVISED	PAGE 87
SECTION TWO GENERAL RULES & REGULATIONS	EFFECTIVE OCTOBER 1, 2003	
FMC SUBRULE: 34-A03		
FOR EXPLANATION OF SYMBOLS, SEE PAGE 0-A (AFTER TITLE PAGE)		
<p>The placing of property of any nature, including cargo on Seaport property pursuant to this tariff shall not be construed under any circumstances as a bailment of that property, and Miami-Dade County, its officers, employees, and agents, shall not be considered as bailee of any property whatsoever.</p>	PLACEMENT GOODS NOT TO BE BAILMENT	213
<p>Any cargo on which charges have not been collected within 90 days shall be considered abandoned cargo. The Seaport Department reserves the right to remove any or all such property to another part of the premises, or remove it and place in storage off the Port at the risk and expense of the owner. The Seaport Department may retain possession of the property until all charges have been paid. When the Director determines final abandonment of cargo in any instance, he shall dispose of same under established County procedures.</p>	ABANDONED CARGO	214
<p>All vessels, their owners and agents, and all other users of the waterways and facilities, shall furnish the Director copies of inbound or outbound manifest or other documents in a form satisfactory to the Director, or a full and correct statement, signed and certified to, on blanks furnished by the Seaport Department, showing weights or measurements of the various items discharged or loaded and the basis on which freight charges are assessed, within ten days after the arrival and/or departure of vessels, excepting Saturdays, Sundays and holidays.</p> <p>It is the stevedores' responsibility to provide the Port of Miami-Dade with complete loading and discharge guides to verify the vessel manifest(s).</p>	FURNISHING CARGO STATEMENTS AND VESSEL REPORTS	216
<p>A service fee of one-half of one percent (1/2 of 1%) of total charges resulting from the calculation of charges reflected on such documents, for each 24-hour period or fractional part thereof, including Saturdays, Sundays and holidays, will be assessed for incomplete, incorrect, non-certified or late submission of documentation required for entry to the Port or for the calculation or verification of Port charges. This service fee shall be assessed in addition to all other penalties imposed by this tariff. The minimum service fee is ten dollars (\$10.00).</p>	LATE DOCUMENTATION ON SERVICE FEE	217

<p>TARIFF NO. 010</p> <p>SECTION TWO <u>GENERAL RULES & REGULATIONS</u></p>	<p>6th 7th REVISED PAGE 9 (4 pgs.) 8</p> <p>EFFECTIVE OCTOBER 1, 2015 2016</p> <p>FMC SUBRULE: 34-A03</p>
<p>FOR EXPLANATION OF SYMBOLS, SEE PAGE 0-A (AFTER TITLE PAGE)</p>	

<p>All charges assessed under this tariff are due as they accrue, and invoices issued by the Port are due and payable upon presentation.</p> <p><u>All invoices being disputed by or on behalf of port users, customers, or either's respective agents or employees must be disputed within 30 days of the invoice date.</u></p> <p>Any invoice remaining unpaid the last day of the month following the month billed is delinquent, and the Port users billed will be placed on a delinquent list.</p> <p>A delinquent invoice is subject to a late fee of one and one half percent (1-1/2%) simple interest for each month that said invoice remains delinquent at end of the month.</p> <p>If collection procedures are pursued, an additional collection fee of up to 30% of the amount of the delinquent invoice will be added to the invoice amount. This collection fee will reimburse the Port for any amount due or paid to the Miami-Dade Finance Department for their collection effort. Payment of an invoice at PortMiami after the invoice has been sent to the Miami-Dade Finance Department for collection does not waive the collection fee.</p> <p>Collection procedures include, but are not limited to, sending the delinquent invoice to the Collection Division of the Miami-Dade Finance Department at 111 NW 1st Street, 26th Floor, Miami, Florida 33128.</p> <p>Payment for returned checks dishonored by the bank (NSF) shall be made pursuant to Florida Statute (F.S. 832.07). In the event where a Port user has presented more than one (1) NSF check to the Port for payment, the Director, at his discretion, may require the Port User to pay the Port via a cashier's check, payable from a local bank, or an alternative method of payment approved by the Director or his designee.</p> <p>The Port assigns the responsibility for the collection and payment of all charges assessed on a vessel to the Ship's Agent company authorized by the Seaport Director to file the Request for Ship's Berth Assignment for the vessel. The Port must be paid according to the terms stipulated in this tariff item regardless of when the Ship's Agent, vessel, its owners or agents are reimbursed.</p> <p>The Port reserves the right to refuse the use of Port facilities and services to any Port user on the delinquent list and to demand payment of charges in advance before further services will be performed or facilities used.</p>	<p>PAYMENT OF BILLS</p> <p>(C)</p> <p>(D)</p> <p>(R)</p> <p>(I)</p>	<p>218</p>
--	---	------------

<p>TARIFF NO. 010</p> <p>SECTION TWO <u>GENERAL RULES & REGULATIONS</u></p>	<p>6th <u>7th</u> REVISED PAGE 9 (4 pgs.)</p> <p>EFFECTIVE OCTOBER 1, <u>2015 2016</u></p> <p>FMC SUBRULE: 34-A03</p>
<p>FOR EXPLANATION OF SYMBOLS, SEE PAGE 0-A (AFTER TITLE PAGE)</p>	

<p>Sales Tax Rates and charges contained in this tariff are exclusive of any sales tax. Applicable sales taxes shall be paid to the Port at the time and by the entity responsible for payment of the tariff charges for which the tax is imposed.</p> <p>Cruise and cargo shipping lines may elect to pay all invoices directly to the Port. Shipping lines choosing direct billing may contact the Port's permit section to set up the account, which still requires a permit, insurance coverage and payment guarantee, as per Items 714 and 222 of the Tariff.</p> <p>On-Line Payments Invoices can now be paid on-line using the Port's <i>SeaPal</i> online service via e-checks. The Port also offers online payments for account replenishment for ground transportation using e-checks. There are no processing charges for any e-check transactions.</p> <p><u>Parking and Ground Transportation invoices can also be paid online using a credit card subject to a 2.5% fee payable at the time of payment. This applies only to Parking and Ground Transportation invoices, all other invoices and fees can only be paid online using SeaPal via e-checks. As mentioned above, there are no processing charges for any honored and successful e-check transactions.</u></p> <p>All ground transportation companies are required to pay for trip fees using the online services, using either the account replenishment method or making a payment on a one time basis. For companies that infrequently visit the Port, less than 5 times per year, prior arrangement for a trip and payment must be made and communicated through the permit section at the Port before the company's vehicle(s) visit the Port.</p> <p>Shipping companies, cruise and/or cargo, or their agents, are required to pay all invoices via wire transfer or using the Port's <i>SeaPal</i> online payment service.</p> <p>All e-check transactions which are dishonored by the servicing bank due to nonsufficient funds (NFS), will also be treated pursuant to Florida Statute (F.S. 832.07) and as previously noted in this section.</p>	<p>PAYMENT OF BILLS (C) (D) (R) (I)</p>	<p>218</p>
<p>The Seaport Director shall have the authority to implement emergency temporary changes to this Tariff to remain competitive with other ports. These temporary changes will be consistent with the provisions of Item 200. Such changes will be documented and submitted to the Office of the Miami-Dade County Mayor.</p> <p>If such temporary changes remain in place for a period of twelve months and are subsequently expected to remain permanent, they shall be submitted to the Board of County Commissioners for approval.</p>	<p>TEMPORARY EMERGENCY CHANGES TO TARIFF</p>	<p>219</p>

TARIFF NO. 010	2nd REVISED	PAGE 9(4 pgs.) 10
SECTION TWO <u>GENERAL RULES & REGULATIONS</u>	EFFECTIVE OCTOBER 1, 2013	
FMC SUBRULE: 34-A03		
FOR EXPLANATION OF SYMBOLS, SEE PAGE 0-A (AFTER TITLE PAGE)		
All vessels, their owners and agents, and all other users of the waterways and facilities, shall be required to permit access to manifests of cargo, passengers, railroad documents, and all other documents for the purpose of audit for ascertaining the correctness of reports filed, or for securing the necessary data to permit correct estimate of charges.	ACCESS TO RECORDS	220
All users of Port facilities shall indemnify and hold harmless the County and its officers, employees, agents and instrumentalities from any and all liability, fines, losses or damages, including attorneys' fees and costs of defense, which the County or its officers, employees, agents or instrumentalities may incur as a result of claims, demands, suits, notices of violation, causes of actions or proceedings of any kind or nature arising out of, relating to or resulting from the users' use of Port facilities. All users of Port facilities shall pay all claims, fines and losses in connection therewith and shall investigate and defend all claims, suits or actions of any kind or nature in the name of the County, where applicable, including appellate proceedings, and shall pay costs, fines, judgments and attorneys' fees which may issue thereon, provided the County shall have given reasonable written notice of such matter with full right to defend and shall cooperate in such defense.	INDEMNIFICATION	221
Users of the Port facilities are required to furnish the County with a Payment Guarantee, insuring the County against loss of any funds and indemnifying the County in full for the payment of bills that accrue as a result of dockage, notices of violation, cargo and passenger wharfage, water sales, storage, rentals, leases, warehousing, wharf demurrage, track rentals, electric current and any other charges that may accrue for services rendered by the County. The Director is authorized to determine and fix the amount of the required Payment Guarantee. The Director is also authorized to designate the persons who shall be required to post the bond required by this section. Standard Lease (boilerplate) Agreement Lessees shall furnish to the Port a <i>payment guarantee</i> prior to occupancy of the leased space equivalent to the duration of the cancellation notification: thirty (30) days for a month to month lease term and ninety (90) days for 1 to 5 year lease terms. Lessee may elect to post said guarantee as an Indemnity Bond (Bond), an Irrevocable Letter of Credit (ILC) or via company check, provided the Bond or ILC (as applicable) is in a form acceptable to the County.	PAYMENT GUARANTEE	222

<p>TARIFF NO. 010</p> <p>SECTION TWO <u>GENERAL RULES & REGULATIONS</u></p>	<p>7th 8th REVISED</p> <p>PAGE 9(4 pgs.) 11</p> <p>EFFECTIVE OCTOBER 1, 2015 2016</p> <p>FMC SUBRULE: 34-A03</p>
<p>FOR EXPLANATION OF SYMBOLS, SEE PAGE 0-A (AFTER TITLE PAGE)</p>	

<p>The rates and charges published in this tariff do not include any insurance of any nature. All permitted users of the Port facilities are required to carry both Comprehensive General Liability Insurance and Auto Liability Insurance. Certificates of Insurance must be provided to PortMiami, 1015 North America Way, Miami, Florida 33132, indicating that insurance coverage has been obtained which meets the requirements as follows: (1) Commercial General Liability Insurance on a comprehensive basis in an amount not less than \$300,000 combined single limit per occurrence for bodily injury and property damage. Miami-Dade County must be shown as an additional insured with respect to this coverage; and (2) Automobile Liability Insurance in an amount not less than \$300,000 combined single limit per occurrence for bodily injury and property damage. Additional coverage may be required pursuant to other sections of this Tariff. Cartage companies are required to carry a minimum of \$1,000,000 liability insurance.</p>	<p>INSURANCE (C)</p>	<p>224</p>																																																
<p>Incentive Program The Port Incentive Program is based on the volume of a shipping line's qualifying containers in a given Fiscal Year <u>calendar year</u> for which the Port receives both full and timely payment of TEU wharfage and dockage charges as listed on Exhibit A attached to the Port's three terminal operating contracts and payment of all due Port gantry crane rental and other fees set forth in Tariff Item 560 or per the terms of the applicable terminal operating contract, as use of the Port's gantry cranes and prior payment of all Port fees and charges are express requirements and eligibility conditions of this incentive program. For qualifying containers that meet all listed incentive program eligibility conditions and criteria, there are five (5) incentive categories which are subject to an overall \$35.00 per container incentive cap, excluding the super-container category*:</p> <table border="1" style="width: 100%; border-collapse: collapse; margin-top: 10px;"> <thead> <tr> <th style="text-align: left;">Volume in eligible containers, per shipping line, per fiscal year</th> <th style="text-align: center;">Line</th> <th style="text-align: center;">Vessel Sharing Agreement (VSA)</th> <th style="text-align: center;">Volume Commitment</th> <th style="text-align: center;">Latin America</th> <th style="text-align: center;">Super Container</th> </tr> </thead> <tbody> <tr> <td>0 – 20,000</td> <td style="text-align: center;">\$2.50</td> <td style="text-align: center;">\$2.50</td> <td style="text-align: center;">\$5.00</td> <td style="text-align: center;">\$10.00</td> <td style="text-align: center;">\$0.00</td> </tr> <tr> <td>20,001 – 40,000</td> <td style="text-align: center;">\$5.00</td> <td style="text-align: center;">\$5.00</td> <td style="text-align: center;">\$5.00</td> <td style="text-align: center;">\$10.00</td> <td style="text-align: center;">\$0.00</td> </tr> <tr> <td>40,001 – 60,000</td> <td style="text-align: center;">\$7.50</td> <td style="text-align: center;">\$7.50</td> <td style="text-align: center;">\$5.00</td> <td style="text-align: center;">\$10.00</td> <td style="text-align: center;">\$0.00</td> </tr> <tr> <td>60,001 – 80,000</td> <td style="text-align: center;">\$10.00</td> <td style="text-align: center;">\$10.00</td> <td style="text-align: center;">\$5.00</td> <td style="text-align: center;">\$10.00</td> <td style="text-align: center;">\$0.00</td> </tr> <tr> <td>80,001 – 100,000</td> <td style="text-align: center;">\$12.50</td> <td style="text-align: center;">\$12.50</td> <td style="text-align: center;">\$5.00</td> <td style="text-align: center;">\$10.00</td> <td style="text-align: center;">\$0.00</td> </tr> <tr> <td>100,001 - above</td> <td style="text-align: center;">\$15.00</td> <td style="text-align: center;">\$15.00</td> <td style="text-align: center;">\$5.00</td> <td style="text-align: center;">\$10.00</td> <td style="text-align: center;">\$0.00</td> </tr> <tr> <td colspan="5">*Valid per box over 100,000 moves</td> <td style="text-align: center;">\$7.50</td> </tr> </tbody> </table>	Volume in eligible containers, per shipping line, per fiscal year	Line	Vessel Sharing Agreement (VSA)	Volume Commitment	Latin America	Super Container	0 – 20,000	\$2.50	\$2.50	\$5.00	\$10.00	\$0.00	20,001 – 40,000	\$5.00	\$5.00	\$5.00	\$10.00	\$0.00	40,001 – 60,000	\$7.50	\$7.50	\$5.00	\$10.00	\$0.00	60,001 – 80,000	\$10.00	\$10.00	\$5.00	\$10.00	\$0.00	80,001 – 100,000	\$12.50	\$12.50	\$5.00	\$10.00	\$0.00	100,001 - above	\$15.00	\$15.00	\$5.00	\$10.00	\$0.00	*Valid per box over 100,000 moves					\$7.50	<p><u>CARGO</u> <u>INCENTIVE</u> <u>PROGRAM</u> (C) (D)</p>	<p>225</p>
Volume in eligible containers, per shipping line, per fiscal year	Line	Vessel Sharing Agreement (VSA)	Volume Commitment	Latin America	Super Container																																													
0 – 20,000	\$2.50	\$2.50	\$5.00	\$10.00	\$0.00																																													
20,001 – 40,000	\$5.00	\$5.00	\$5.00	\$10.00	\$0.00																																													
40,001 – 60,000	\$7.50	\$7.50	\$5.00	\$10.00	\$0.00																																													
60,001 – 80,000	\$10.00	\$10.00	\$5.00	\$10.00	\$0.00																																													
80,001 – 100,000	\$12.50	\$12.50	\$5.00	\$10.00	\$0.00																																													
100,001 - above	\$15.00	\$15.00	\$5.00	\$10.00	\$0.00																																													
*Valid per box over 100,000 moves					\$7.50																																													

<p>TARIFF NO. 010</p> <p>SECTION TWO <u>GENERAL RULES & REGULATIONS</u></p>	<p>6th 7th REVISED</p> <p>PAGE 40 12</p> <p>EFFECTIVE OCTOBER 1, 2015 2016</p>
<p>FMC SUBRULE: 34-A03</p>	
<p>FOR EXPLANATION OF SYMBOLS, SEE PAGE 0-A (AFTER TITLE PAGE)</p>	
<p>Volume in Containers – For qualifying and eligible containers meeting all incentive program conditions and criteria in a <u>Fiscal Year calendar year</u>, this column sets forth the tiers that define thresholds for incentives to be paid to the shipping line. The volume is calculated on a per eligible container basis, full or empty, regardless of size, provided each eligible container uses the Port’s gantry cranes, and provided all wharfage, dockage and gantry crane fees arising from or relating to such containers are timely paid to the Port. As the tiers escalate, the rebates within that tier are paid back to the first container of eligible volume within that tier. The volume in containers excludes all transshipments.</p> <p>Line Incentive – This incentive is paid directly to the shipping line based on the performance met by that stand alone carrier’s own eligible container throughput, but excluding third party cargo, unless otherwise specified during the open enrollment process and agreed upon by the Port Director. <u>Subsidiary companies using a different shipping line’s name from the parent company will be reflected as an individual line and not to be combined with the parent company’s throughput, unless there is continued combined throughput growth from the preceding year.</u></p> <p>VSA Incentive – This incentive is paid directly to the shipping line carrying eligible containers loaded to or from PortMiami based on the performance of the applicable FMC registered VSA service or alliance. This incentive is intended to reward the performance of the FMC registered VSA alliance and does not include slot chartered cargo. By example, if a line brings 15,000 containers to PortMiami and its VSA partners bring in a total of another 15,000 containers in the same <u>fiscal</u> year, then for purposes of calculating the VSA rebate tier level, these throughputs would be aggregated (15,000 + 15,000 = 30,000) and the VSA partners would be eligible to seek the second tier VSA rebate level (20,001 – 40,000) at \$5.00 per eligible container loaded to or discharged from a particular VSA partner line’s vessel calling PortMiami in a fiscal year. For avoidance of doubt, no more than one VSA rebate per eligible container.</p> <p>Volume Commitment Incentive – This incentive is paid directly to the shipping line in exchange for an annual written volume commitment. In order to receive this incentive, the shipping line must be within 10 percent to the negative or 5 percent to the positive of the stated container goal. There will be an allowable one-time downward change (request needs to be in writing) to this commitment and one upward change per year to accommodate additional growth guarantees.</p>	<p><u>CARGO</u> <u>INCENTIVE</u> <u>PROGRAM</u></p> <p>(C) (D)</p> <p><u>225</u></p>

<p>TARIFF NO. 010</p> <p>SECTION TWO GENERAL RULES & REGULATIONS</p>	<p>6th 7th REVISED</p> <p>PAGE 14 13</p> <p>EFFECTIVE OCTOBER 1, 2015 2016</p> <p>FMC SUBRULE: 34-A03</p>
<p>FOR EXPLANATION OF SYMBOLS, SEE PAGE 0-A (AFTER TITLE PAGE)</p>	
<p>Latin America/Caribbean Incentive – If an eligible container comes from or is destined to Latin America/Caribbean, there will be a \$10 per container incentive paid directly to the shipping line. Latin America is defined as Mexico, Central, and South America.</p> <p>Overall Incentive Cap – Notwithstanding the above, under no circumstances may any qualifying and eligible container be entitled to any incentive or incentives that exceed (in aggregate) \$35 per container, excluding only the number of a shipping line’s qualifying and eligible container moves above 100,000 in a fiscal year.</p> <p>Super container – The super container incentive is paid on each container beginning on container 100,001 from the same shipping line and is excluded from the \$35.00 cap that is imposed on all other incentives.</p> <p>Eligibility</p> <p>There will be an ‘Open Enrollment’ period of one <u>two</u> months beginning October 1st, to November 1st <u>30th</u>, where the shipping line is required to submit a written opt-in notice to the Port, signed by a representative authorized to bind the Shipping Line, signifying that the Line elects to opt-in to this incentive program. Past the Open Enrollment period, it will be up to the Port Director to grant enrollment to a shipping line that still wishes to opt-in the incentive program. In addition to the shipping line’s opt-in letter, the Line is required to submit a container goal for the year in order to qualify for the volume incentive commitment portion of the rebates. <u>The Miami-Dade Board of County Commissioners has authority to approve, extend, rescind, cancel, and/or otherwise modify this cargo incentive program or any portion thereof in the exercise of its sole discretion. In the event that this program is not renewed beyond September 30, 2017, or becomes otherwise ineffective on or prior to October 1, 2017, qualifying container volumes in a given calendar year will be counted on a monthly pro-rata basis for purposes of calculating tiering levels and eligible incentive payments due; it being understood that no incentives will be available under this program for any cargo throughput occurring after the expiration, rescission, or cancellation of this incentive program. For shipping lines that opted into this program as part of PortMiami’s Temporary Emergency Change to Tariff dated January 15, 2015, the provisions set forth in that memorandum will remain in effect for fiscal year 2015-16 only to the extent such provisions are consistent with the terms of this Tariff item.</u></p>	<p><u>CARGO INCENTIVE PROGRAM</u></p> <p><u>(C)</u></p> <p><u>(D)</u></p> <p><u>225</u></p>

<p>A service fee will be assessed for the collection of a dishonored check, draft, or other order for the payment of money to the Port of Miami-Dade, <u>including for collection of unsuccessful or dishonored e-checks transactions</u>, in accordance with the rate structure established by Miami-Dade County, in Administrative Order 4-86. This service fee shall be in addition to all other penalties imposed by this tariff.</p>	<p><u>RETURNED</u> <u>CHECK</u> <u>SERVICE</u> <u>FEE</u></p>	<p><u>226</u></p>
---	---	-------------------

TARIFF NO. 010	3rd REVISED	PAGE 12 (2 pgs.) 14
SECTION THREE <u>RULES & REGULATIONS FOR VESSELS</u>	EFFECTIVE OCTOBER 1, 2015	
FMC SUBRULE: 34-A04		
FOR EXPLANATION OF SYMBOLS, SEE PAGE 0-A (AFTER TITLE PAGE)		
<p>Navigation</p> <p>It shall be unlawful for any person, firm or corporation whether as principal, servant, agent, employee, or otherwise, to anchor any vessel, boat, barge or other watercraft of any kind in any of the turning basins or channels in the Port of Miami-Dade, or to otherwise obstruct navigation, except in cases of actual emergency.</p>	<p>ANCHORAGE OR OBSTRUCTION IN TURNING BASINS AND CHANNELS</p>	<p>230</p>
<p>All vessels, barges or other watercraft, while anchored, moored, or maneuvering in the waterways of the Port of Miami-Dade, must at all times of the night show proper lights.</p>	<p>LIGHTS AT NIGHT</p>	<p>232</p>
<p>It shall be unlawful for any person, firm or corporation to deposit, place or discharge into the waterways of the Port of Miami-Dade, any ballast, dunnage, sanitary sewage, butcher's offal, garbage, dead animals, gaseous liquid or solid matter, oil, gasoline, residuum of gas, calcium, carbide, trade waste, tar or refuse, or any other matter which is capable of producing floating matter or scum on the surface of the water, sediment or obstruction on the bottom of the waterways, or odors or gases of putrefaction.</p> <p>All vessels and all persons using Port facilities shall take every precaution to avoid pollution of the air. County air pollution control procedures will be strictly enforced.</p> <p>In addition to these regulations, all appropriate federal, state and local laws, rules or regulations pertaining to air and water pollution shall be rigidly observed.</p> <p>In the event of a pollutant spill onto the property or into the waterways at the Port of Miami, the party(s) responsible for the spill shall take immediate actions to clean up the spill, regardless of where the spill occurs and regardless of whether the spill occurs on land leased or otherwise controlled by such party(ies). Cleanup is to be accomplished in the shortest time possible, using industry approved methods, so as to limit in every way possible, damage to the environment.</p>	<p>POLLUTION OF AIR AND WATER</p>	<p>234 (+)</p>



<p style="text-align: center;">TARIFF NO. 010</p> <p style="text-align: center;">SECTION THREE RULES & REGULATIONS FOR VESSELS</p> <p style="text-align: center;">FMC SUBRULE: 34-A04</p>	<p style="text-align: center;">3rd 4th REVISED</p> <p style="text-align: center;">PAGE 12 (2 pgs.) 15</p> <p style="text-align: center;">EFFECTIVE OCTOBER 1, 2015 2016</p>	
FOR EXPLANATION OF SYMBOLS, SEE PAGE 0-A (AFTER TITLE PAGE)		
<p>In any instance where it is determined by the Port of Miami that cleanup efforts are not being undertaken in a timely and/or adequate manner by the responsible party(s), the Port of Miami may order resources, as necessary, to commence and complete the pollutant spill cleanup. In such cases, the full cost of the cleanup plus an administrative fee of 15% will be charged to the responsible party(s). In instances where a vessel is a responsible party, full payment of the cleanup costs, including administrative fee, must be paid by the franchised agent or vessel representative before the vessel will be permitted to sail from the Port of Miami. In instances where a vessel is prohibited from sailing due to failure to pay cleanup costs as prescribed by this Item, dockage charges will continue to be applied until such time as vessel sails from the Port of Miami. In the event any oil or hazardous substance is discharged or released into or upon any navigable waterway in a harmful or reportable quantity, the responsible party shall immediately notify the National Response Notification Center (1-800-424-8802) per USCG Requirements.</p>	<p>POLLUTION OF AIR AND WATER</p>	<p>234 (H)</p>
<p>It shall be unlawful for vessels or other water craft to proceed at a speed which will endanger other vessels or structures or to cause wake damage. All applicable federal, and local rules and regulations apply.</p>	<p>SPEED</p>	<p>236</p>
<p>Berthing The agent for a vessel desiring a berth at the Port of Miami-Dade shall, as far in advance of the date of docking as possible, make application to the Port of Miami-Dade berthing office in writing <u>or electronically</u> in the manner prescribed for a berth specifying the name of vessel, size, the date and estimated time of arrival, date and time of sailing, and the nature and quantity of cargo, if any, to be loaded or unloaded.</p>	<p>APPLICATION FOR BERTH (C)</p>	<p>240</p>
<p>All berthing assignments shall be made by the Seaport Department and must be rigidly observed.</p> <p>Any vessel which does not adhere to an established arrival schedule and conflicts with berth assignments previously made may be assigned an alternate berth or await the vacancy of a preferred berth.</p> <p>Port of Miami-Dade reserves the right to assign berths for the optimal utilization of the Seaport's facilities.</p>	<p>ASSIGNMENT OF BERTH</p>	<p>242</p>

TARIFF NO. 010	1st REVISED	PAGE 13 16
SECTION THREE <u>RULES & REGULATIONS FOR VESSELS</u>	EFFECTIVE FEBRUARY 5, 2000	
FMC SUBRULE: 34-A05		
FOR EXPLANATION OF SYMBOLS, SEE PAGE 0-A (AFTER TITLE PAGE)		
Every vessel, boat, barge or other craft must, at all times, have on board a person in charge with authority to take such action in any actual emergency as may be necessary to facilitate common navigation or commerce, or for the protection of other vessels or property. The Director has discretionary authority to order and enforce the removal or change the berth or location of any vessel, boat, barge, or other water craft at its own expense, to such place as he may direct, for the purpose of facilitating navigation or commerce, or for the protection of other vessels or property, and it shall be unlawful for the master, owner or agent of such vessel to fail, neglect, or refuse to obey any such order. If there is no responsible person available, or if the person in charge refuses to shift the vessel as directed, the Seaport Department shall have the vessel shifted at the risk and expense of the vessel.	CHANGE OF BERTH	244
Any vessel berthed in an unauthorized manner or shifted without approval of the Seaport Department shall be subject to an assessment in the amount equal to twice the published dockage fee. Such vessel may be moved to a properly designated berth without notice by the Seaport Department at the owner's risk and expense.	UNAUTHORIZED BERTHING	246
Any vessel accepted for berthing at the Port of Miami-Dade may be required to be worked continuously to completion, even with overtime, if necessary, when the assigned berth or the Port of Miami-Dade is declared congested by the Port Director. Any vessel refusing to honor this requirement shall be considered as unauthorized berthing and the provisions of Item 246 shall apply.	VESSEL TO BE CONTINUOUSLY WORKED	248
In case of fire on board a vessel docked in Port, such vessels should sound a continuous ringing of ship's electrical bell or continuous sounding of ship's horn, to indicate a fire on board, or on the wharf at which the vessel is berthed. Such signal should be repeated at intervals to attract attention and be used as an additional method for reporting a fire.	VESSEL FIRE NOTIFICATION (⊕)	249
When a person falls overboard, the ship internal alarm bell should sound three (3) long rings and ship whistle should blow three (3) long blasts to notify the crew on board and the other ships in nearby vicinity.	MAN OVERBOARD (⊕)	249 (a)

<p>TARIFF NO. 010</p> <p>SECTION FOUR <u>RULES & REGULATIONS FOR WHARVES</u></p>	<p>1st REVISED</p> <p>EFFECTIVE JUNE 1, 1998</p>
<p>PAGE 15 17</p>	
<p>FMC SUBRULE: 34-A06</p>	
<p>FOR EXPLANATION OF SYMBOLS, SEE PAGE 0-A (AFTER TITLE PAGE)</p>	

<p>Allocation Of Space The Director shall control the allocation of the space, covered or open on the Seaport properties. All persons using port property in any manner shall strictly comply with such allocations. The Director is authorized to move freight or other articles, at owner's or agent's expense, in order to enforce this item.</p> <p>In all cases, the objective of space allocation is to insure maximum flexibility and utilization of available space, both covered and open, and the Director shall be the sole judge in the matter.</p>	GENERAL	250
<p>Where leasing is involved as for office, warehouse or open ground space, normal County procedures and requirements shall be followed in addition to those set out in this tariff.</p>	LEASING	252
<p>Users of the port properties shall not assign or transfer any right or privileges granted to it under the terms and conditions of any contractual agreement to which it is a party with the County, nor shall the users of the port enter into a contract with a third party involving the use or allocation of Seaport properties without the prior written approval of the Port Director.</p>	THIRD PARTY CONTRACTS	254
<p>Wharves All stevedores, terminal operators, vessels and their owners, agents, and all other users of the facilities shall be held responsible for the general cleanliness of their property which has been allocated, assigned or leased to them. This shall include those parts of the aprons, gutters, rail docks and truck docks used in connection with any specific loading, unloading or handling operations and yards.</p> <p>If such users do not properly clean the facilities or property they have been using or assigned, the Director may order the property cleaned and placed in good order and charge the users responsible at the following charges:</p> <p style="margin-left: 20px;">Sweeper and staff.....\$ 200.00 per hour Overtime (hour x 1.5).....\$ 300.00 per hour Holidays (11per County).....\$ 400.00 per hour</p> <p style="text-align: center;">or</p> <p>The Director, or his designee, may elect to utilize a third party (janitorial company, etc.) to effect the needed cleaning/housekeeping operation at the going rate at the time normally charged by the company selected plus a 5% administrative fee as calculated on the total of any invoice/s submitted by the company for the services rendered.</p>	CLEANLINESS OF PREMISES	260

TARIFF NO. 010	8th REVISED	PAGE 16 18
SECTION FOUR RULES & REGULATIONS FOR WHARVES	EFFECTIVE OCTOBER 1, 2015	
FMC SUBRULE: 34-A06		
FOR EXPLANATION OF SYMBOLS, SEE PAGE 0-A (AFTER TITLE PAGE)		
Tenants unable to perform these services may request these services on an as needed or regularly scheduled basis through the Seaport's Facilities Maintenance Division. These rates will require review annually.	CLEANLINESS OF PREMISES	260
It is the responsibility of the stevedoring company to remove, or have removed, any empty yacht/boat cradles from the dock aprons and other common use areas within the Port of Miami no later than 24 hours following the yacht/boat being removed from the cradle. Failure to comply will result in a charge of \$800.00 per day, per cradle, until removed. This fee will be assessed to the responsible stevedoring company.	BOAT CRADLE REMOVAL	261
Vessels, their owners or agents, and all other users of the Port facilities or equipment shall be held financially responsible for any damage sustained while the facilities or equipment are in their control or which are occasioned by them. The Seaport Department may detain any vessel or other watercraft responsible for damage to the facilities until sufficient security has been given for the amount of damage. It shall be the responsibility of the users of the facilities or equipment to report any damages to the Seaport Department immediately.	DAMAGE TO FACILITIES	262
Anyone on the Port property at any time becoming aware of an emergency situation of any nature should call "911" (Miami Dade Police/Fire Rescue) first and then contact Seaport Security by calling 305-329-4049 (PortMiami Security), while taking such immediate direct action as may be appropriate.	EMERGENCIES (G)	264
Conveyors of Certain Dangerous Cargo (CDC), as defined in the Code of Federal Regulations (CFR) must comply with all CFR requirements and obtain approval from the United States Coast Guard before such dangerous cargo is handled over or received on the wharves or other facilities of the Seaport. Failure to obtain approval shall be construed as an incomplete, inaccurate and/or late submission of documentation, and subject to provisions of Item 217 in this Tariff. Any cargo, including transshipments, which requires, for transport purposes, special labeling as hazardous, explosive, dangerous, flammable, radioactive, poisonous or gas is not allowed to remain on the Port overnight without prior, written notification to the Port Director or designee. Wharf Demurrage Charges shall apply after 24 hours.	EXPLOSIVES INFLAMMABLES OTHER HAZARDOUS MATERIALS (G)	266

TARIFF NO. 010	3rd REVISED	PAGE 17 19
SECTION FOUR <u>RULES & REGULATIONS FOR WHARVES</u>	EFFECTIVE OCTOBER 1, 2015	
FMC SUBRULE: 34-A07		
FOR EXPLANATION OF SYMBOLS, SEE PAGE 0-A (AFTER TITLE PAGE)		
<p>It shall be unlawful for any Person to loiter upon the properties of the Seaport Department. It shall be unlawful for unauthorized Persons to enter any cargo movement or handling areas, designated cruise operational areas, or any secured/restricted areas under the PortMiami Facility Security Plan.</p> <p>Persons using the Port facilities do so at their own risk, and the Seaport Department will assume no responsibility for injuries or damages sustained.</p>	LOITERING ON PORT PROPERTY 	268
<p>Painting signs on structures belonging to the Seaport Department is prohibited without prior approval. Signs to be erected on the Port shall be furnished by the Port users and erected or placed by the user after the Director shall have approved the design, material and size of said signs. All signs shall be uniform.</p>	SIGNS	270
<p>It is strictly prohibited and unlawful for any Person to smoke inside any building located on the Port, in accordance with the Florida Clean Indoor Air Act of 1987, as amended by the State Legislature in 1992, and the Miami-Dade County Administrative Order No. 8-6, as amended April 7, 1994. Further, smoking restrictions on outdoor smoking may be as posted.</p>	SMOKING	272
<p>It shall be unlawful for any Person to solicit or carry on any business on the Seaport property without first obtaining a permit from the Seaport Department of Miami-Dade County as required by this tariff, by Ordinance No. 64-22, and subject to having the required occupational licenses.</p>	SOLICITATION	274
<p>It shall be unlawful to park automobiles in any restricted area or to park any automobile, truck, trailer or any other vehicle in loading zones for any longer period than is necessary to load or discharge cargo or passengers. Parking is permitted in PortMiami FSP secured/restricted areas for Federal, State, and local first responders and Miami-Dade County Seaport authorized vehicles, as well as vehicles with a valid Special Dock Permit or Work Zone Authorization.</p>	VEHICLES 	276

<p>TARIFF NO. 010</p> <p>SECTION FOUR <u>RULES & REGULATIONS FOR WHARVES</u></p> <p>FMC SUBRULE: 34-A07</p>	<p>3rd 4th REVISED</p> <p>PAGE 18 20</p> <p>EFFECTIVE OCTOBER 1, 2015 2016</p>	
<p>FOR EXPLANATION OF SYMBOLS, SEE PAGE 0-A (AFTER TITLE PAGE)</p>		
<p>It shall be the responsibility of all Seaport users and tenants to provide their own security personnel when they have cargo or other property on the Seaport that has a high susceptibility to theft. Security personnel so employed and utilized within a secured area/restricted area and/or area of cargo operations shall have in their possession a Seaport identification card issued in compliance with Chapter 28A of the Code of Miami-Dade County Seaport Security and Operations; and a Transportation Worker Identification Credential (TWIC) Card issued in compliance with Transportation Security Administration (TSA) Federal requirements.</p> <p>All security personnel so employed, whether armed or unarmed, shall be able to converse in the English language, and be licensed by the State of Florida.</p> <p>Seaport users and tenants intending to utilize security personnel, other than those security companies permitted to do business on the Seaport on a permanent basis, shall provide written notice at least 24 hours prior to their utilization. Such notice shall be addressed to the Seaport Security Division Chief, with a copy provided to the Cargo Operations Duty Officer.</p>	<p>SECURITY (C)</p>	<p>278</p>
<p>Stevedores' tools, appliances, equipment, vehicles, or any other material or object which is not part of the cargo will not be permitted to remain on the wharves and wharf premises, or in the transit sheds, except at the discretion of the Director.</p> <p>Cargo or gear will not be stored on the aprons, in driveways, roadways, on railroad tracks or any other locations that would hamper normal Port operations without specific approval of the Seaport Department.</p> <p>If not removed when so ordered, it shall be subject to removal by the Seaport Department at the agent's expense, at cost plus 100%.</p>	<p>WHARF OBSTRUCTION</p>	<p>280</p>

TARIFF NO. 010	3rd REVISED	PAGE 19 21
SECTION FIVE DOCKAGE	EFFECTIVE OCTOBER 1, 2002	
FMC SUBRULE: 34-B01		
FOR EXPLANATION OF SYMBOLS, SEE PAGE 0-A (AFTER TITLE PAGE)		
<p>Dockage Dockage shall be based on the highest gross registered tonnage or the overall length of the vessel as shown in Lloyd's Register of Shipping, ship registry papers or yard papers. However, the County reserves the right to admeasure any vessel when deemed necessary and use such admeasurement as the basis for dockage.</p>	BASIS OF CHARGE	300
<p>Dockage shall commence when a vessel is made fast to a wharf, pier, bulkhead structure, or bank or to another vessel so berthed, and shall constitute one day's dockage for the ensuing 24-hour period or any part thereof. Any part of a subsequent 24-hour period shall be construed as an additional day until such vessel has vacated the berth. Dockage is based on straight running time. Shifting from one assigned berth to another or sea trials shall not interrupt the straight running time. In the event of multiple daily sailings for the same vessel, only one dockage fee per 24-hour period will be assessed.</p>	DURATION OF DOCKAGE	302
<p>Upon submission of a written request and at the Director's discretion, non-home-ported vessels docked at the port for cultural, educational, and/or charitable events may be exempt from dockage charges.</p>	DOCKAGE FOR CULTURAL, CHARITABLE EVENTS	303
<p>Any vessel berthed in an unauthorized manner or shifted without approval of the Seaport Department shall be subject to dockage in an amount equal to twice the published fee. (See also Item 246)</p>	DOCKAGE FOR UNAUTHORIZED BERTHING	304
<p>The Port will provide non-fixed dockage for berthing permitted tugs engaged in tugboat towing and related services. All berths shall be assigned by the Seaport Operations Berthing Office. The Port reserves the right to move or rotate the berth locations to accommodate commercial shipping and/or cruise traffic.</p>	DOCKAGE RATES FOR TUGS	305

<p>TARIFF NO. 010</p> <p>SECTION FIVE DOCKAGE</p>	<p>23rd 24th REVISED</p> <p>EFFECTIVE OCTOBER 1, 2015 2016</p>	<p>PAGE 20 22</p>
<p>FMC SUBRULE: 34-B02</p>		
<p>FOR EXPLANATION OF SYMBOLS, SEE PAGE 0-A (AFTER TITLE PAGE)</p>		
<p>Cruise passenger vessels shall be assessed dockage on the basis of each gross registered ton per 24-hour period or fraction thereof at the rate of\$.35 \$.36*</p> <p>Intercoastal Tug and Barge Lines providing container service between Miami and other continental U.S. ports will not be assessed dockage charges while they are loading or discharging containers. Special rates for these services are listed under Cargo Wharfage Charges.</p> <p>All other vessels shall be assessed dockage based on gross registered ton per 24-hour period or fraction thereof at the rate of.....\$.35 \$.36</p> <p>In the absence of reliable tonnage data, vessel shall be assessed for each lineal foot per 24-hour period or fraction thereof at the rate of.....\$3.38 \$3.48</p> <p>* Excluding inaugural activities for homeport ships at the discretion of the Director.</p>	<p>DOCKAGE CHARGES EXCEPT GOVERNMENT VESSELS, OCEAN RESEARCH VESSELS, AND SMALL, PASSENGER VESSELS BERTHING AT TERMINAL J (A) (D)</p>	<p>306</p>
<p><i>Small Passenger Vessels</i> offering multi-day cruises berthing at Terminal J, and departing within less than 24 hours from time of arrival, shall be assessed dockage per gross registered ton per 24-hour period or fraction thereof at the rate of \$.24 \$.22*</p> <p>The <i>Small Passenger Vessel</i> dockage rate set forth in this Tariff Item 307 shall only apply to <i>Small Passenger Vessels</i> berthed at Terminal J.</p> <p>This dockage rate shall not apply to <i>Small Passenger Vessels</i> berthing at terminals other than Terminal J, unless Terminal J is unavailable on the day(s) of such berthing due to Terminal J's use and occupancy by any other cruise vessel. <i>Small Passenger Vessels</i> berthing at terminals other than Terminal J on days (or fractions thereof) when Terminal J is available shall be subject to the dockage rates set forth in Tariff Item No. 306.</p> <p>* Excluding inaugural activities for homeport ships at the discretion of the Director.</p>	<p>DOCKAGE CHARGES FOR SMALL PASSENGER VESSELS BERTHING AT TERMINAL J (A)</p>	<p>307</p>

TARIFF NO. 010 SECTION FIVE <u>DOCKAGE</u>	17TH 18th REVISED EFFECTIVE OCTOBER 1, 2015 2016	PAGE 24 23
FMC SUBRULE: 34-B03-B07		

FOR EXPLANATION OF SYMBOLS, SEE PAGE 0-A (AFTER TITLE PAGE)

<p>U.S. Naval vessels, U.S. Coast Guard, foreign Naval vessels, and historical and/or heritage vessels visiting the Port of Miami-Dade, shall be assessed dockage on the basis of each displacement ton per 24-hour period or fraction thereof at the rate of\$-23 <u>\$-24</u></p>	DOCKAGE CHARGES FOR MILITARY, HISTORICAL, HERITAGE VESSELS (A)	308
<p>Ocean research vessels shall be assessed dockage on the basis of each gross registered ton per 24-hour period or fraction thereof at the rate of.....\$-25 <u>\$-26</u></p>	DOCKAGE CHARGES FOR OCEAN RESEARCH VESSELS (A)	309
<p>The minimum charge for dockage, per day or fraction thereof, shall be Two Hundred Fifty Dollars (\$250.00).</p>	MINIMUM CHARGE	310
<p>Vessels docking only for U.S. Customs, Immigration and Naturalization Service or Agriculture Department clearance will be granted two-(2) hours free time. After the initial two-(2) hour free period, regular applicable dockage rates shall apply per 24-hour period or fraction thereof.</p>	BERTHING FOR CLEARANCE	311
<p>Upon approval of the Port Director, with advance written application to the Deputy Port Director, when proper berthing space is available, vessels calling for the purpose of wet docking, for repair or lay up the following dockage rates will apply:</p> <p style="padding-left: 40px;">From day one 50% of Tariff, per day</p> <p>On any days during which passengers embark or disembark, or cargo is loaded or unloaded, dockage will be charged at 100% of tariff.</p>	DOCKAGE RATES FOR VESSEL WET DOCKING	312
<p>All Miami-Dade County agencies/departments shall be assessed a monthly dockage fee of\$500.00 per month.</p> <p>Each additional vessel from the same agency shall be assessed a monthly dockage fee of.....\$250.00.</p>	DOCKAGE CHARGES FOR MIAMI-DADE COUNTY AGENCIES	313

<p>TARIFF NO. 010</p> <p>SECTION SIX WHARFAGE</p>	<p>17TH 18TH REVISED</p> <p>EFFECTIVE OCTOBER 1, 2015 2016</p> <p>FMC SUBRULE: 34-C02-C04</p>	<p>PAGE 22 24</p>
<p>FOR EXPLANATION OF SYMBOLS, SEE PAGE 0-A (AFTER TITLE PAGE)</p>		
<p>Wharfage No charge for wharfage will be made on ship's stores.</p>	<p>SHIP'S STORES</p>	<p>404</p>
<p>Only full tons will be used when calculating cargo tonnage subject to wharfage rates. Manifest weight totals expressed in pounds will be converted to the nearest full ton as follows: Fractions over a full ton, but less than 0.5 (2) will be dropped; when 0.5 or more, the next highest ton figure will be used.</p>	<p>CALCULATION OF CARGO TONNAGE</p>	<p>405</p>
<p>ALL ARTICLES – not otherwise provided for, per ton..... \$3.03 \$3.00 LUMBER, per ton..... \$3.03 LUMBER, per 1,000 board feet..... \$3.00 SCRAP METAL, (Lightered), per ton..... \$2.00 AUTOMOBILES AND MOTORCYCLES, per unit..... \$10.00 BUSES & TRUCKS, per unit..... \$15.00 OTHER HEAVY EQUIPMENT, per ton..... \$3.00 OPEN FRAME TYPE CAR CARRIERS, single or multiple, ea.... \$3.00 TRAILERS of any type (exclusive of loaded cargo), tare weight, per ton..... \$2.00 CONTAINERS of any type, empty or full (exclusive of bins with personal goods), per TEU..... \$35.47 \$36.53 YACHTS/BOATS, <u>whether off-loaded or on-loaded onto pier or water</u>, per foot, up to 25 ft..... \$3.00 (Minimum Invoice \$32.00) over 25 ft..... \$11.00 TRANSSHIPMENT RATES Per container (inclusive of wharfage and tare rates, and, as to cargo subject to dockage-inclusive TEU rates, if so provided in applicable cargo terminal agreements with the County, inclusive of dockage as well)..... \$20.00</p>	<p>CARGO WHARFAGE CHARGES (A) (+) (R) (D)</p>	<p>406</p>

<p>PERSONAL GOODS, per bin, wheeled or not wheeled, weighing less than one (1) ton loaded in the ship's hull (in lieu of a container \$10.00 charge).....</p>		
---	--	--

<p>TARIFF NO. 010</p> <p>SECTION SIX WHARFAGE</p>	<p>23rd 24th REVISED</p> <p>EFFECTIVE OCTOBER 1, 2015 2016</p>	<p>PAGE 23 25</p>
<p>FMC SUBRULE: 34-B02</p>		
<p>FOR EXPLANATION OF SYMBOLS, SEE PAGE 0-A (AFTER TITLE PAGE)</p>		
<p>All passengers, same vessel, Embarking onto a <i>small Passenger Vessel</i> offering multi-day cruises <i>and</i> berthed at Terminal J (including security charge), per passenger \$5.44 \$5.60</p> <p>All passengers, same vessel, Debarking from a <i>Small Passenger Vessel</i> offering multi-day cruises and berthed at Terminal J (including security charge), per passenger \$5.44 \$5.60</p> <p>The <i>Small Passenger Vessel</i> wharfage rates set forth in this Tariff Item 407 shall only apply to passengers Embarking to and/or Debarking from <i>Small Passenger Vessels</i> berthed at Terminal J.</p> <p>These wharfage rates shall not apply to <i>Small Passenger Vessel</i> Embarkations or Debarkations at terminals other than Terminal J, unless Terminal J is unavailable on the day(s) of such Embarkation and Debarkation due to Terminal J's use and occupancy by any other cruise vessel. <i>Small Passenger Vessels</i> berthing at terminals other than Terminal J (or fractions thereof) on days when Terminal J is available shall be subject to the passenger wharfage Embarkation and Debarkation rates set forth below in Tariff Item No. 408.</p>	<p>PASSENGER WHARFAGE CHARGES FOR SMALL PASSENGER VESSELS BERTHING AT TERMINAL J (A)</p>	<p>407</p>
<p>Vessels offering multi-day cruises: *</p> <p>All Passengers, same vessel, Embarking (including security charge) each.....\$11.32 \$11.66</p> <p>Vessels offering multi-day cruises: *</p> <p>All Passengers, same vessel, Debarking (including security charge) each.....\$11.32 \$11.66</p> <p>Port-of-call vessels: Per manifested passenger.....\$11.32 \$11.66</p> <p>* Excluding inaugural activities for homeport ships at the discretion of the Seaport Director.</p>	<p>PASSENGER WHARFAGE CHARGES EXCEPT SMALL PASSENGER VESSELS BERTHING AT TERMINAL J (A)</p>	<p>408</p>

~~TARIFF NO. 010~~

~~12th REVISED~~

~~PAGE 24~~

~~SECTION SIX
WHARFAGE~~

~~EFFECTIVE OCTOBER 1, 2015~~

~~FMC SUBRULE: 34 C06 C08~~

~~FOR EXPLANATION OF SYMBOLS, SEE PAGE 0-A (AFTER TITLE PAGE)~~

<p>TARIFF NO. 010</p> <p>SECTION SIX <u>WHARFAGE</u></p>	<p>2nd REVISED</p> <p>PAGE 25 26</p> <p>EFFECTIVE OCTOBER 1, 2014</p> <p>FMC SUBRULE: 34-C01</p>	
<p>FOR EXPLANATION OF SYMBOLS, SEE PAGE 0-A (AFTER TITLE PAGE)</p>		
<p>Waterborne inbound cargo received at a terminal from a vessel for subsequent reloading which is not removed from the Port of Miami-Dade, and is reshipped aboard another vessel in waterborne commerce from the Port of Miami-Dade, will be assessed a wharfage rate on the inbound movement only based on the rates set forth in Item 406 Tariff #010.</p> <p>In order for cargo to be entitled to this transshipment provision, it is required that the owner and/or agent designate upon entry at the Port of Miami-Dade that such cargo is to be transshipped and that a copy of the "Transshipment Cargo Log" be presented with the outbound cargo manifest.</p> <p>This special transshipment provision shall not apply to trailers or containers, except as noted below. Trailers and containers, empty or loaded, will be assessed wharfage on both inbound and outbound movements and will be allowed two free time periods.</p> <p>Loaded waterborne containers and trailers that are discharged from a vessel and subsequently reloaded upon a vessel without the cargo being rehandled in any way and is exported within 30 days will be assessed wharfage on the inbound leg only. It is required that the owner and/or agent designate upon discharge at the Port of Miami-Dade that such loaded container or trailer is to be transshipped and that a copy of the "Transshipment Cargo Log," which clearly identifies the inbound vessel and voyage number, be presented with the manifest of the outbound vessel.</p> <p>The provisions of this Item shall not apply to wharfage rates that are discounted or established by negotiated contract unless so designated.</p>	<p>TRANS-SHIPMENTS</p>	<p>414</p>

TARIFF NO. 010	17th 18th REVISED	PAGE 26 27
SECTION SEVEN WHARF DEMURRAGE & TERMINAL STORAGE	EFFECTIVE OCTOBER 1, 2015 2016	
FMC SUBRULE: 34-D01-D03		
FOR EXPLANATION OF SYMBOLS, SEE PAGE 0-A (AFTER TITLE PAGE)		
<p>Wharf Demurrage Inbound and outbound cargo shipped or transshipped through the Port shall be allowed 10 days free time (including weekends and legal holidays).</p> <p>Upon submission of a written request and approval by the Port Director, bulk commodities and break bulk cargo shall be allowed up to an additional free time.</p>	FREE TIME ALLOWANCE	500
<p>Outbound Cargo The free time allowed for assembling outbound cargo shall commence at 12:01 a.m. of the day following placement of the cargo on the Port. The days during the loading of a vessel shall not be counted as wharf demurrage days.</p> <p>It shall be the responsibility of the Port users to clearly state on the Vessel Report forms, provided by the Seaport Department, in the space provided thereon, the first day of loading. Failure to provide this information will result in the Seaport Department computing demurrage using the date of the ship's arrival.</p>	COMPUTATION OF FREE TIME	502
<p>Inbound Cargo The free time allowed for removing inbound cargo shall commence at 12:01 a.m. of the day following the day the vessel completes discharging.</p> <p>All cargo remaining on the Port after the free time period and not accepted for storage shall thereafter be assessed a wharf demurrage charge on the same weight basis as wharfage as follows:</p> <ol style="list-style-type: none"> 1. For each of the first 7 days or fraction thereof, per ton or fraction thereof.....\$1.15 \$1.18 2. For the 8th and all succeeding days, or fraction thereof, per ton or fraction thereof.....\$1.80 \$1.85 <p>The minimum invoice for wharf demurrage shall be.....\$100.00</p>	WHARF DEMURRAGE CHARGES (A)	504
<p>Cargo delivered on the Port for export and not loaded on a vessel berthed at the Port of Miami-Dade and subsequently moved inland from the Port is subject to wharf demurrage charges with no free time allowance commencing with the date of arrival on the Port.</p>	NON - SHIPMENT BY WATER	506

TARIFF NO. 010 SECTION SEVEN <u>WHARF DEMURRAGE & TERMINAL STORAGE</u>	18th 19th REVISED EFFECTIVE OCTOBER 1, 2015 2016	PAGE 27 28
FMC SUBRULE: 34-D04		
FOR EXPLANATION OF SYMBOLS, SEE PAGE 0-A (AFTER TITLE PAGE)		

<p>Upon application to the Port Director prior to arrival of the vessel at Port, and at his discretion, certain types of freight or cargo may be accepted for storage, for specified periods, with charges to be assessed as follows:</p> <p>A - Charge for first month, or fraction thereof. B - Charge for second month, or fraction thereof. C - Charge for third month and each succeeding month, or fraction thereof.</p> <table style="width: 100%; border-collapse: collapse;"> <thead> <tr> <th style="width: 60%;"></th> <th style="width: 10%; text-align: center;">A</th> <th style="width: 10%; text-align: center;">B</th> <th style="width: 10%; text-align: center;">C</th> <th style="width: 10%;"></th> <th style="width: 10%;"></th> </tr> </thead> <tbody> <tr> <td colspan="6">TERMINAL STORAGE:</td> </tr> <tr> <td colspan="6">Closed or covered, per ton</td> </tr> <tr> <td>All items N.O.S.</td> <td style="text-align: center;">\$11.25 <u>\$11.59</u></td> <td style="text-align: center;">\$22.60 <u>\$23.28</u></td> <td style="text-align: center;">\$33.89 <u>\$34.91</u></td> <td></td> <td></td> </tr> <tr> <td>Lumber, per ton</td> <td style="text-align: center;">\$22.50 <u>\$23.18</u></td> <td style="text-align: center;">\$22.60 <u>\$23.28</u></td> <td style="text-align: center;">\$76.24 <u>\$78.53</u></td> <td></td> <td></td> </tr> <tr> <td>Automobiles per day</td> <td style="text-align: center;">\$18.90 <u>\$19.47</u></td> <td style="text-align: center;">\$57.26 <u>\$58.98</u></td> <td style="text-align: center;">\$135.68 <u>\$139.75</u></td> <td></td> <td></td> </tr> <tr> <td>Paper, newsprint in rolls</td> <td style="text-align: center;">\$8.47 <u>\$8.72</u></td> <td style="text-align: center;">\$40.16 <u>\$10.46</u></td> <td style="text-align: center;">\$41.83 <u>\$12.18</u></td> <td></td> <td></td> </tr> <tr> <td colspan="6">TERMINAL STORAGE:</td> </tr> <tr> <td colspan="6">Open or ground, per ton</td> </tr> <tr> <td>All items N.O.S.</td> <td style="text-align: center;">\$8.47 <u>\$8.72</u></td> <td style="text-align: center;">\$46.97 <u>\$17.48</u></td> <td style="text-align: center;">\$33.89 <u>\$34.91</u></td> <td></td> <td></td> </tr> <tr> <td>Lumber, per ton</td> <td style="text-align: center;">\$8.47 <u>\$8.72</u></td> <td style="text-align: center;">\$46.97 <u>\$17.48</u></td> <td style="text-align: center;">\$57.26 <u>\$58.98</u></td> <td></td> <td></td> </tr> <tr> <td>Automobiles per day</td> <td style="text-align: center;">\$11.25 <u>\$11.59</u></td> <td style="text-align: center;">\$37.95 <u>\$39.09</u></td> <td style="text-align: center;">\$89.95 <u>\$92.65</u></td> <td></td> <td></td> </tr> <tr> <td>Trucks, buses, vehicles p/day</td> <td style="text-align: center;">\$22.60 <u>\$23.28</u></td> <td style="text-align: center;">\$76.24 <u>\$78.53</u></td> <td style="text-align: center;">\$180.65 <u>\$186.07</u></td> <td></td> <td></td> </tr> <tr> <td>Trailers, containers, chassis, loaded/empty 20 FT</td> <td style="text-align: center;">\$11.25 <u>\$11.59</u></td> <td style="text-align: center;">\$37.95 <u>\$39.09</u></td> <td style="text-align: center;">\$89.95 <u>\$92.65</u></td> <td></td> <td></td> </tr> <tr> <td style="padding-left: 20px;">Over 20 FT</td> <td style="text-align: center;">\$22.60 <u>\$23.28</u></td> <td style="text-align: center;">\$76.23 <u>\$78.52</u></td> <td style="text-align: center;">\$180.65 <u>\$186.07</u></td> <td></td> <td></td> </tr> <tr> <td>Boats/yachts (cradled or trailered) including empty cradles or trailers</td> <td style="text-align: center;">\$87.18 <u>\$89.80</u></td> <td style="text-align: center;">\$294.22 <u>\$303.05</u></td> <td style="text-align: center;">\$697.57 <u>\$718.50</u></td> <td></td> <td></td> </tr> <tr> <td>Steel and aluminum materials, per ton</td> <td style="text-align: center;">\$7.27 <u>\$7.49</u></td> <td style="text-align: center;">\$24.53 <u>\$25.27</u></td> <td style="text-align: center;">\$58.16 <u>\$59.90</u></td> <td></td> <td></td> </tr> </tbody> </table> <p>NOTE: Upon submission of a written request and approval by the Port Director, bulk commodities and break bulk cargo shall be allowed up to 30 days free time.</p>		A	B	C			TERMINAL STORAGE:						Closed or covered, per ton						All items N.O.S.	\$11.25 <u>\$11.59</u>	\$22.60 <u>\$23.28</u>	\$33.89 <u>\$34.91</u>			Lumber, per ton	\$22.50 <u>\$23.18</u>	\$22.60 <u>\$23.28</u>	\$76.24 <u>\$78.53</u>			Automobiles per day	\$18.90 <u>\$19.47</u>	\$57.26 <u>\$58.98</u>	\$135.68 <u>\$139.75</u>			Paper, newsprint in rolls	\$8.47 <u>\$8.72</u>	\$40.16 <u>\$10.46</u>	\$41.83 <u>\$12.18</u>			TERMINAL STORAGE:						Open or ground, per ton						All items N.O.S.	\$8.47 <u>\$8.72</u>	\$46.97 <u>\$17.48</u>	\$33.89 <u>\$34.91</u>			Lumber, per ton	\$8.47 <u>\$8.72</u>	\$46.97 <u>\$17.48</u>	\$57.26 <u>\$58.98</u>			Automobiles per day	\$11.25 <u>\$11.59</u>	\$37.95 <u>\$39.09</u>	\$89.95 <u>\$92.65</u>			Trucks, buses, vehicles p/day	\$22.60 <u>\$23.28</u>	\$76.24 <u>\$78.53</u>	\$180.65 <u>\$186.07</u>			Trailers, containers, chassis, loaded/empty 20 FT	\$11.25 <u>\$11.59</u>	\$37.95 <u>\$39.09</u>	\$89.95 <u>\$92.65</u>			Over 20 FT	\$22.60 <u>\$23.28</u>	\$76.23 <u>\$78.52</u>	\$180.65 <u>\$186.07</u>			Boats/yachts (cradled or trailered) including empty cradles or trailers	\$87.18 <u>\$89.80</u>	\$294.22 <u>\$303.05</u>	\$697.57 <u>\$718.50</u>			Steel and aluminum materials, per ton	\$7.27 <u>\$7.49</u>	\$24.53 <u>\$25.27</u>	\$58.16 <u>\$59.90</u>			TERMINAL STORAGE CHARGES (A)	508
	A	B	C																																																																																																					
TERMINAL STORAGE:																																																																																																								
Closed or covered, per ton																																																																																																								
All items N.O.S.	\$11.25 <u>\$11.59</u>	\$22.60 <u>\$23.28</u>	\$33.89 <u>\$34.91</u>																																																																																																					
Lumber, per ton	\$22.50 <u>\$23.18</u>	\$22.60 <u>\$23.28</u>	\$76.24 <u>\$78.53</u>																																																																																																					
Automobiles per day	\$18.90 <u>\$19.47</u>	\$57.26 <u>\$58.98</u>	\$135.68 <u>\$139.75</u>																																																																																																					
Paper, newsprint in rolls	\$8.47 <u>\$8.72</u>	\$40.16 <u>\$10.46</u>	\$41.83 <u>\$12.18</u>																																																																																																					
TERMINAL STORAGE:																																																																																																								
Open or ground, per ton																																																																																																								
All items N.O.S.	\$8.47 <u>\$8.72</u>	\$46.97 <u>\$17.48</u>	\$33.89 <u>\$34.91</u>																																																																																																					
Lumber, per ton	\$8.47 <u>\$8.72</u>	\$46.97 <u>\$17.48</u>	\$57.26 <u>\$58.98</u>																																																																																																					
Automobiles per day	\$11.25 <u>\$11.59</u>	\$37.95 <u>\$39.09</u>	\$89.95 <u>\$92.65</u>																																																																																																					
Trucks, buses, vehicles p/day	\$22.60 <u>\$23.28</u>	\$76.24 <u>\$78.53</u>	\$180.65 <u>\$186.07</u>																																																																																																					
Trailers, containers, chassis, loaded/empty 20 FT	\$11.25 <u>\$11.59</u>	\$37.95 <u>\$39.09</u>	\$89.95 <u>\$92.65</u>																																																																																																					
Over 20 FT	\$22.60 <u>\$23.28</u>	\$76.23 <u>\$78.52</u>	\$180.65 <u>\$186.07</u>																																																																																																					
Boats/yachts (cradled or trailered) including empty cradles or trailers	\$87.18 <u>\$89.80</u>	\$294.22 <u>\$303.05</u>	\$697.57 <u>\$718.50</u>																																																																																																					
Steel and aluminum materials, per ton	\$7.27 <u>\$7.49</u>	\$24.53 <u>\$25.27</u>	\$58.16 <u>\$59.90</u>																																																																																																					
The minimum invoice for either terminal storage charges or open storage charges shall be\$ 85.00	MINIMUM STORAGE CHARGES	512																																																																																																						

<p>TARIFF NO. 010</p> <p>SECTION EIGHT <u>CONTAINER CRANE FACILITY</u></p>	<p>2nd REVISED</p> <p>PAGE 28 29</p> <p>EFFECTIVE FEBRUARY 5, 2000</p>
<p>FMC SUBRULE: 34-D05</p>	
<p>FOR EXPLANATION OF SYMBOLS, SEE PAGE 0-A (AFTER TITLE PAGE)</p>	
<p>Container Gantry Crane Facility</p> <p>Any authorized stevedore (crane user) wishing to use container gantry crane(s), including all attached and ancillary parts and equipment [hereinafter referred to as "crane(s)"] shall make application for crane(s) rental use 12 hours prior to start-up time. Such applications shall specify the date and time of proposed use, the estimated length of use and number of cranes needed. The crane user shall return the crane(s) without delay, upon completion of his operations.</p> <p>The crane user shall provide all necessary operators and perform all stevedoring required in connection with container crane(s) use.</p> <p>When the crane(s) is/are ordered but not used, and orders are not modified or canceled within 6 hours, standby time for maintenance personnel will be assessed at the current labor rates, subject to a minimum charge of two hours straight time or four hours overtime.</p> <p>Any incurred cost is the responsibility of the user; such as balance of guarantees, meal hours, or any other costs not covered under rental fee or start-up and secure.</p> <p>It shall be the ship's responsibility to stow all of its cranes in an offshore position prior to the time that the container gantry cranes are put into service.</p> <p>In the event that it is necessary to use the ship's cranes for any reason while the container gantry cranes are still in use at any time prior to the container gantry cranes' complete removal from the vessel, the container gantry cranes shall have the absolute right of way and all movements of the ship's cranes will be subservient to the container gantry cranes' movements and operations. Accordingly, it will be the responsibility and obligation of the ship and its stevedores to keep a proper lookout and to ensure that the movements or operation of the ship's cranes do not interfere with the operations or movements of the container gantry crane.</p> <p>The ship will not begin to move its cranes into sea position until after the container gantry crane has fully completed its operations and movements and is fully clear from the ship and its cranes.</p> <p>It shall be the stevedore's responsibility to assure that the ship is aware of and complies with its responsibilities to stow and operate its cranes in conformance with these regulations.</p>	<p>CONTAINER GANTRY CRANE RULES AND REGULATIONS</p> <p>550</p>

<p>TARIFF NO. 010</p> <p>SECTION EIGHT <u>CONTAINER CRANE FACILITY</u></p>	<p>21st 22nd REVISED</p> <p>EFFECTIVE OCTOBER 1, 2015 <u>2016</u></p>
<p>FMC SUBRULE: 34-D05</p>	

FOR EXPLANATION OF SYMBOLS, SEE PAGE 0-A (AFTER TITLE PAGE)

<p>Container Gantry Crane rental rates per hour are as follows:</p> <table border="1" style="width: 100%; border-collapse: collapse; margin-bottom: 10px;"> <tr> <td rowspan="2" style="width: 30%;">Gantry crane(s) (Without operator)</td> <td style="width: 20%;">Regular hours</td> <td style="width: 10%;">\$804.43</td> <td style="width: 10%;"><u>\$828.56</u></td> </tr> <tr> <td>Overtime hours</td> <td>\$897.79</td> <td><u>\$924.72</u></td> </tr> <tr> <td rowspan="2">Small Boat</td> <td>Regular hours</td> <td>\$660.78</td> <td><u>\$680.60</u></td> </tr> <tr> <td>Overtime hours</td> <td>\$752.44</td> <td><u>\$775.01</u></td> </tr> <tr> <td rowspan="2">Standby time per hour (All cranes)</td> <td>Regular hours</td> <td>\$236.67</td> <td><u>\$243.77</u></td> </tr> <tr> <td>Overtime hours</td> <td>\$342.02</td> <td><u>\$352.28</u></td> </tr> <tr> <td rowspan="4">Labor Only for start-up and shutdown, per hour or fraction thereof</td> <td>Straight Labor</td> <td>\$185.15</td> <td><u>\$190.70</u></td> </tr> <tr> <td>Overtime Labor</td> <td>\$251.96</td> <td><u>\$259.52</u></td> </tr> <tr> <td>Meal Straight Labor</td> <td>\$318.77</td> <td><u>\$328.33</u></td> </tr> <tr> <td>Meal Overtime Labor</td> <td>\$452.38</td> <td><u>\$465.95</u></td> </tr> </table> <p>Minimum rental period per crane is 4 hours per steamship line. Billing will be based on 1-hour increments with any fraction of an hour to be carried to the next full hour. Rental charges include maintenance.</p> <p>The crane user will be charged for assigned maintenance personnel for standby time for vessel delays or weather interference at above rates per hour. No charge will be assessed for downtime due to mechanical and/or electrical malfunction of the crane(s).</p> <p>Except for weather interference, labor standby time for delays will be charged from the time for which the equipment is ordered until the equipment begins operations.</p> <p>One (1) hour start-up and one (1) hour shutdown time will be charged for labor only. Any Port terminal operator, stevedore, and/or cargo line guaranteeing 60 hours or more of crane time per terminal acre per year will not be charged the labor cost associated with one (1) hour start-up and one (1) hour shutdown time, and will not be charged for any fraction of an hour after the rental period concludes, provided that such fraction of the hour does not exceed 20 minutes.</p> <p>Costs incurred for the repositioning of crane(s), during a meal hour, when requested by the user, shall be billed according to the established labor rates.</p>	Gantry crane(s) (Without operator)	Regular hours	\$804.43	<u>\$828.56</u>	Overtime hours	\$897.79	<u>\$924.72</u>	Small Boat	Regular hours	\$660.78	<u>\$680.60</u>	Overtime hours	\$752.44	<u>\$775.01</u>	Standby time per hour (All cranes)	Regular hours	\$236.67	<u>\$243.77</u>	Overtime hours	\$342.02	<u>\$352.28</u>	Labor Only for start-up and shutdown, per hour or fraction thereof	Straight Labor	\$185.15	<u>\$190.70</u>	Overtime Labor	\$251.96	<u>\$259.52</u>	Meal Straight Labor	\$318.77	<u>\$328.33</u>	Meal Overtime Labor	\$452.38	<u>\$465.95</u>	<p>CRANE RATES</p> <p>(A)</p> <p>(+)</p> <p>(-)</p>	<p>560</p>
Gantry crane(s) (Without operator)		Regular hours	\$804.43	<u>\$828.56</u>																																
	Overtime hours	\$897.79	<u>\$924.72</u>																																	
Small Boat	Regular hours	\$660.78	<u>\$680.60</u>																																	
	Overtime hours	\$752.44	<u>\$775.01</u>																																	
Standby time per hour (All cranes)	Regular hours	\$236.67	<u>\$243.77</u>																																	
	Overtime hours	\$342.02	<u>\$352.28</u>																																	
Labor Only for start-up and shutdown, per hour or fraction thereof	Straight Labor	\$185.15	<u>\$190.70</u>																																	
	Overtime Labor	\$251.96	<u>\$259.52</u>																																	
	Meal Straight Labor	\$318.77	<u>\$328.33</u>																																	
	Meal Overtime Labor	\$452.38	<u>\$465.95</u>																																	

<p>TARIFF NO. 010</p> <p>SECTION EIGHT <u>CONTAINER CRANE FACILITY</u></p>	<p>5th 6th REVISED</p> <p>PAGE 30 (2 pgs.) 31</p> <p>EFFECTIVE OCTOBER 1, 2014 2016</p>																																	
<p>FMC SUBRULE: 34-D05</p>																																		
<p>FOR EXPLANATION OF SYMBOLS, SEE PAGE 0-A (AFTER TITLE PAGE)</p>																																		
<p>The PortMiami operates thirteen (13) ship-to-shore container handling gantry cranes on six (6) 1,000 feet wharves. Currently; Cranes 8, 9, and 10 work on Wharves 1 and 2; Cranes 16, 15, and 14 work on Wharves 3, 4, and 5; Cranes 13, 11, 12 and 7 work on Wharves 3, 4 and 5; and Cranes 4, 5, and 6 work on Wharf 6.</p> <p>Cranes 4, 5, 6, 7, 8, 9 and 10 (Post-Panamax) : Capacity:</p> <table style="width: 100%; border-collapse: collapse;"> <tr><td style="padding-left: 20px;">Under Spreader, Single Lift</td><td style="text-align: right;">50 LT</td></tr> <tr><td style="padding-left: 20px;">Under Spreader, Twin Lift</td><td style="text-align: right;">50 LT</td></tr> <tr><td style="padding-left: 20px;">Under Cargo Beam</td><td style="text-align: right;">70 LT</td></tr> <tr><td style="padding-left: 20px;">Outreach from waterside rail</td><td style="text-align: right;">151 FT</td></tr> <tr><td style="padding-left: 20px;">Total Hoisting Height</td><td style="text-align: right;">150 FT</td></tr> </table> <p>Cranes 11 and 12 (Super Post-Panamax) : Capacity:</p> <table style="width: 100%; border-collapse: collapse;"> <tr><td style="padding-left: 20px;">Under Spreader, Single Lift</td><td style="text-align: right;">50 LT</td></tr> <tr><td style="padding-left: 20px;">Under Spreader, Twin Lift</td><td style="text-align: right;">65 LT</td></tr> <tr><td style="padding-left: 20px;">Under Cargo Beam</td><td style="text-align: right;">75 LT</td></tr> <tr><td style="padding-left: 20px;">Outreach from waterside rail</td><td style="text-align: right;">213 FT</td></tr> <tr><td style="padding-left: 20px;">Total Hoisting Height</td><td style="text-align: right;">181 FT</td></tr> </table> <p>Cranes 13, 14, 15 and 16 (Super Post-Panamax) : Capacity:</p> <table style="width: 100%; border-collapse: collapse;"> <tr><td style="padding-left: 20px;">Under Spreader, Single Lift</td><td style="text-align: right;">50 LT</td></tr> <tr><td style="padding-left: 20px;">Under Spreader, Twin Lift (Rated Load)</td><td style="text-align: right;">65 LT</td></tr> <tr><td style="padding-left: 20px;">Under Cargo (Hook) Beam</td><td style="text-align: right;">100 LT</td></tr> <tr><td style="padding-left: 20px;">(Full travel outreach to backreach)</td><td></td></tr> <tr><td style="padding-left: 20px;">Outreach from waterside rail</td><td style="text-align: right;">223.1 FT</td></tr> <tr><td style="padding-left: 20px;">Total Hoisting Height</td><td style="text-align: right;">193.5 FT</td></tr> </table> <p>Special technical characteristics are available upon request.</p>	Under Spreader, Single Lift	50 LT	Under Spreader, Twin Lift	50 LT	Under Cargo Beam	70 LT	Outreach from waterside rail	151 FT	Total Hoisting Height	150 FT	Under Spreader, Single Lift	50 LT	Under Spreader, Twin Lift	65 LT	Under Cargo Beam	75 LT	Outreach from waterside rail	213 FT	Total Hoisting Height	181 FT	Under Spreader, Single Lift	50 LT	Under Spreader, Twin Lift (Rated Load)	65 LT	Under Cargo (Hook) Beam	100 LT	(Full travel outreach to backreach)		Outreach from waterside rail	223.1 FT	Total Hoisting Height	193.5 FT	<p>CONTAINER GANTRY CRANE CHARACTERISTICS</p>	<p>570</p>
Under Spreader, Single Lift	50 LT																																	
Under Spreader, Twin Lift	50 LT																																	
Under Cargo Beam	70 LT																																	
Outreach from waterside rail	151 FT																																	
Total Hoisting Height	150 FT																																	
Under Spreader, Single Lift	50 LT																																	
Under Spreader, Twin Lift	65 LT																																	
Under Cargo Beam	75 LT																																	
Outreach from waterside rail	213 FT																																	
Total Hoisting Height	181 FT																																	
Under Spreader, Single Lift	50 LT																																	
Under Spreader, Twin Lift (Rated Load)	65 LT																																	
Under Cargo (Hook) Beam	100 LT																																	
(Full travel outreach to backreach)																																		
Outreach from waterside rail	223.1 FT																																	
Total Hoisting Height	193.5 FT																																	

<p>The stevedore making arrangements for the rental of the crane(s) will be held responsible for paying all charges incurred by its use, as defined in other sections of this Tariff, to the Seaport Department. These charges will include all charges related to damages caused by the stevedore while using the crane(s).</p>	<p><u>PAYMENT OF BILLS</u> <u>PAYMENT FOR</u> <u>RENTAL OF</u> <u>CRANES</u> <u>(C)</u></p>	<p>580</p>
--	---	------------

TARIFF NO. 010	5th REVISED	PAGE 30 (2 pgs.) 32
SECTION EIGHT CONTAINER CRANE FACILITY	EFFECTIVE OCTOBER 1, 2014	
FMC SUBRULE: 34-D05		
FOR EXPLANATION OF SYMBOLS, SEE PAGE 0-A (AFTER TITLE PAGE)		
In all single lifts which exceed 90,000 pounds (with hook), a heavy lift charge of \$2.50 per short ton will be assessed on the weight exceeding 90,000 pounds, which will be in addition to crane(s) rental charges. Weights listed on manifests will govern heavy lift charges, if actual weights are not provided.	HEAVY LIFT CHARGES	584
The crane(s) will be in operating condition when turned over to the crane user and will be returned in the same condition as when received, wear and tear alone excepted. All repairs will be effected through the maintenance operator or through their designated contractor and billed accordingly for repair costs incurred. Downtime caused by crane user negligence will be charged at the rate as per paragraph entitled RATES included in this Section, acts of God excepted.	CRANE CONDITION	586
Any damages which render the crane(s) inoperable due to crane user negligence, and which may preclude the Seaport from any operating revenues, will be the responsibility of the stevedore to reimburse the Seaport for such revenues during the period of repair.	DAMAGES SUSTAINED TO CRANE	588
All stevedores are required to furnish certificates of insurance to the crane maintenance management company who reserves the right to deny use of the crane(s) to any firm supplying false, incomplete or misleading insurance information. Stevedores Legal Liability Insurance and Comprehensive General Liability Insurance coverage shall be provided as liability against damages resulting from loading and unloading vessels by the stevedore. This insurance shall be a minimum of \$5,000,000.00 for each occurrence. Insurance coverage must include USL&H (United States Longshoremen and Harbor Association) coverage as required by the Longshore Act. Miami-Dade County, Florida (Port of Miami-Dade) and the crane maintenance management company shall be named as additional name insured. These requirements are in addition to previous insurance requirements per other sections of this tariff. The above insurance policies shall not be canceled or allowed to expire until thirty days after the PortMiami has received written notice thereof from the insurance carrier.	INSURANCE (C)	590
All users of the crane(s) shall be held responsible for cleaning the facilities after using them, including the adjacent aprons and gutters. If	CLEANING FACILITIES	596

the facilities are not properly cleaned, charges shall be assessed as noted in other sections of this Tariff, as noted in Item 260.		
---	--	--

~~TARIFF NO. 010~~

~~2nd REVISED~~

~~PAGE 31~~

~~SECTION EIGHT
CONTAINER CRANE FACILITY~~

~~EFFECTIVE OCTOBER 1, 2015~~

~~FMC-SUBRULE: 34-D05~~

~~FOR EXPLANATION OF SYMBOLS, SEE PAGE 0-A (AFTER TITLE PAGE)~~

TARIFF NO. 010

1st REVISED

PAGE 32

**SECTION EIGHT
CONTAINER CRANE FACILITY**

EFFECTIVE OCTOBER 1, 2014

FMC-SUBRULE: 34-D05

FOR EXPLANATION OF SYMBOLS, SEE PAGE 0-A (AFTER TITLE PAGE)

<p>TARIFF NO. 010</p> <p>SECTION NINE RENTALS & LEASES</p>	<p>9th 10th REVISED</p> <p>EFFECTIVE OCTOBER 1, 2015 2016</p>	<p>PAGE 33</p>
<p>FMC SUBRULE: 34-E01</p>		

FOR EXPLANATION OF SYMBOLS, SEE PAGE 0-A (AFTER TITLE PAGE)

RENTALS AND LEASES	RENTAL OF SPACE OLD PORT	600
<p>DELETED - No longer applicable. Old Port properties returned to the City of Miami on March 7, 1972.</p> <p>Office Space in 1001, 1007 & 1015 Maritime Administration Building - Floors 1,2, & 3 \$ 23.00* per square foot, per year which includes air conditioning, lights, electricity, and with or without janitorial services. Either five year lease, annual lease or month-to-month rental.</p> <p>Office Space in 1007 Maritime Administration Building - Floors 4 and 5 \$25.00* per square foot, per year which includes air conditioning, lights, electricity, and with or without janitorial services. Either five year lease, annual lease or month-to-month rental.</p> <p>Retail Space, General \$ 30.00 per square foot, per year which includes air conditioning, lights, electricity, excluding janitorial services. Either five years, annual lease or month-to-month rental.</p> <p>Retail Space, Passenger Terminals \$26.00 per square foot, per year, which includes air conditioning, lights, electricity, excluding janitorial services. Either five year lease, annual lease or month-to-month rental.</p> <p>Office Space Passenger Terminals B through J, & Floor Open Space in all Terminals B-J \$ 23.00* per square foot, per year which includes air conditioning, lights, electricity, and with or without janitorial services. Either five year lease, annual lease or month-to-month rental.</p> <p>Office Space Passenger Terminals 2 & 10 \$11.00 - \$20.00* per square foot, per year which includes air conditioning, lights, electricity, and with or without janitorial services. Either five year lease, annual lease or month-to-month rental. Exact rate shall be determined by the Port Director based on criteria including, but not limited to, access to street, location, condition of area (whether janitorial services are included or excluded), and other revenue contributions to the Port by lessee from any other Port operations.</p>	<p>RENTAL OF SPACE (+)</p>	<p>602</p>

<p>TARIFF NO. 010</p> <p>SECTION NINE RENTALS & LEASES</p>	<p>3rd 4th REVISED</p> <p>PAGE 34 (2 pgs.)</p> <p>EFFECTIVE OCTOBER 1, 2014 2016</p> <p>FMC SUBRULE: 34-E01</p>
<p>FOR EXPLANATION OF SYMBOLS, SEE PAGE 0-A (AFTER TITLE PAGE)</p>	
<p>Office Space at Locations below \$ 20.00* per square foot, per year which includes air conditioning, lights, electricity, and with or without janitorial services. Either five year lease, annual lease or month-to-month rental. 655 Asia Way 1500 Bahama Drive aka Port Boulevard 1630 Bahama Drive aka Port Boulevard 514 Australia Way</p> <p>Modular Office Space \$ 16.00* per square foot, per year which includes air conditioning, lights, electricity, and with or without janitorial services. Either five year lease, annual lease or month-to-month rental.</p> <p>*Note: Deduct \$1.00 per square foot for janitorial, if not included.</p> <p>The Lessee, at its sole cost and expense, shall be liable and responsible for installing and maintaining phone line, internet services, and video surveillance.</p> <p>When, because of operational requirements, the Port infringes on the continued and uninterrupted use of a tenant's leased property, the Port may consider and apply rent abatement credits commensurate with the tenant's petition as validated and recommended by the Port's property management division and approved by the Port Director.</p> <p>Leases for Travel & Tour Operator Kiosks/Booths Travel & Tour Operators picking-up and/or dropping-off passengers from Port facilities, and leasing kiosks or booths located on Port facilities for or in connection with pre- and/or post- cruise tour activities shall pay an annual rental fee (payable monthly) calculated as the sum of (a) \$4.80 per gross square foot plus (b) the greater of (i) 8% of annual gross revenues arising from such activities or lease OR (ii) 50% of all annual revenues paid to the applicable cruise line by or on behalf of such operator/lessee which relate to or arise from tour sales to cruise line passengers. Tour Operators must provide a list of tours and rates to the Port in advance of Port operations. Upon commencement of Port operations, tour operators shall provide the Port each month with their gross & net revenues and the amount of monthly revenues paid to the applicable cruise line broken down by vessel and/or cruise terminal.</p>	<p>RENTAL OF SPACE (D)</p> <p>602</p>

<p>TARIFF NO. 010</p> <p>SECTION NINE <u>RENTALS & LEASES</u></p>	<p>4th REVISED</p> <p>EFFECTIVE OCTOBER 1, 2007</p>	<p>PAGE 35</p>
--	--	-----------------------

FMC SUBRULE: 34-E01

FOR EXPLANATION OF SYMBOLS, SEE PAGE 0-A (AFTER TITLE PAGE)

<p>The kiosk/booth structure shall be leased on a non-exclusive basis using Port standard form leases incorporating the rental fee requirements set forth in this item. The tenant shall provide its own kiosk/booth and associated equipment and shall move, store, and/or relocate the kiosk/booth as needed at the tenant's sole cost and expense. No more than one semi-permanent kiosk/booth shall be allowed per Tour Operator per cruise terminal. The size, design, and location of all kiosks/booths potentially authorized under this Item shall be subject to prior written approval of the Port Director (or his designee) at the Port Director's sole discretion. The Tour Operator must have a Tour Operator Agreement or Shore Excursion Agreement with a PortMiami Cruise Line partner in order to place a sales kiosk/booth at a Port terminal facility.</p> <p>The Tour Operator, upon prior notice from PortMiami, shall allow inspections and audits by the County, through its employees and/or representatives, of all records and books of account, including such records as may be requested or required by the County, which records shall be maintained by the tour operator, including, without limitation, records reflecting payments made by such tour operator to each individual cruise line and any records needed to calculate or verify the operator's net and/or gross revenues. The Tour Operator shall make all the records, books of account, and other documentation available at a local location designated by the Port.</p> <p>Such Port kiosk/booth leases issued under this Item, whether annual or month-to-month, do not provide for electricity, water, sewer, phone or internet service, landscaping, maintenance, housekeeping, fencing, security, paving, asphalt repairs, or other repairs. All such services, utilities, maintenance, and repairs shall be the sole responsibility of the tenant at the tenant's expense.</p> <p>Warehouse Space \$ 5.00 – 11.00* per square foot per year which does not include air conditioning, lights, electricity, or janitorial services. Either five year lease, annual lease or month-to-month rental.</p> <p>Exact rate shall be determined by the Port Director based on criteria including, but not limited to, access to street, location, condition of area, and other revenue contributions to the Port by lessee from any other Port operations.</p> <p>*Any related rate adjustment as determined by the Port Director will be in addition to rental charges.</p>	<p>RENTAL OF SPACE</p>	<p>602</p>
---	------------------------	------------

TARIFF NO. 010

4th REVISED

PAGE ~~35-A (2 pgs.)~~ 36

**SECTION NINE
RENTALS & LEASES**

EFFECTIVE OCTOBER 1, 2014

FMC SUBRULE: 34-E01

FOR EXPLANATION OF SYMBOLS, SEE PAGE 0-A (AFTER TITLE PAGE)

Portable Telecommunications Antennas

..... \$2,500.00 per month, or any part thereof, will be assessed for each Portable Telecommunications Antenna temporarily* emplaced. This amount will be in addition to the associated open ground space charge at the maximum non-containerized ground space lease rate, and any other charges imposed by this tariff. For the purpose of this item, open ground space will be any space, improved or otherwise, to include parking space, as deemed appropriate by the Port Director. All Information Technology Department (ITD) requirements must be met before any installation is approved.

*The emplacement of a portable antenna under this tariff provision is with the understanding that the associated lease agreement would be on a month-to-month basis and in effect during the time required to install a permanent-type antenna as approved by the Port Director.

Wall-mounted Telecommunications Antennas

The per annum fixed rate for space for wall-mounted telecommunications antennas and support equipment, on a year-to-year basis, shall be not less than \$40,000.00 and based on the following schedule:

Category	Antennas	Support Equipment	Rate per Year
1	One (1) or any array of not more than three (3) wall-mounted antennas encompassing not more than seven (7) linear feet between each antenna	Equipment required for initial setup to support antenna(s), not exceeding the following: electric panel, electric meter, transformer, stand-alone air conditioning unit, disconnect switch, antenna receiver unit, and cabling	\$40,000.00
2	One (1) to not more than an array of three (3) additional wall-mounted antennas encompassing a span of not more than seven (7) linear feet between each antenna	Except for required cabling, this schedule does not provide for any additional support equipment	\$7,500.00
3	This schedule does not provide for any antennas	Additional support equipment but less than that required for an initial setup	\$7,500.00

RENTAL OF SPACE

602

<p>TARIFF NO. 010</p> <p>SECTION NINE <u>RENTALS & LEASES</u></p>	<p>4th REVISED PAGE 35-A (2 pgs.) 37</p> <p>EFFECTIVE OCTOBER 1, 2014</p>
<p>FMC SUBRULE: 34-E01</p>	
<p>FOR EXPLANATION OF SYMBOLS, SEE PAGE 0-A (AFTER TITLE PAGE)</p>	

<p>Wall-mounted Radio/Data Antenna for Port Users</p> <p>The annum fixed rate for space for one wall-mounted radio/data antenna and supporting equipment, on a year-to-year basis, shall be \$3,000. This rate applies for Port users that require an antenna in order to conduct business at the Port.</p> <ul style="list-style-type: none"> • Support equipment (each component thereof) will be of reasonable and customary dimensions subject to the approval of the Port Director. • Cabling includes coaxial cable, electric wiring, and associated conduit and bracketing required to connect antenna(s) to support equipment, support equipment to each other, and from support equipment to power source. • Vendor will pay for electric utility use separate from antenna lease rate. • Vendor will be responsible for all installation, to include the installation of an electric meter, maintenance, repair, and replacement. • Under Schedule 3, should the Port Director deem the additional equipment to be equal to an initial set-up as provided for in Schedule 1, a Schedule 1 rate will be assessed. • Installation and use of any antenna(s) and/or support equipment shall not interfere with the operation of another vendor's or the Port's antennas and/or support equipment or any other operational system, and it will comply with all applicable laws, including all zoning codes and requirements of the Miami-Dade County Code; Ordinance No. 01-157; South Florida Building Code; Miami-Dade County Information Technology Department; Federal Communications Commission; National Council on Radiation Protection and Measurement; Institute of Electrical and Electric Engineers; and American National Standards Institute. <p>TEMPORARY AND/OR MOBILE STRUCTURES in any area will be leased on a non-exclusive basis at rates as determined by the Port Director in conformity with, among other things, appraisal rates. Utilities and/or janitorial charges to be assessed as determined by the Port Director.</p>	<p>RENTAL OF SPACE</p>	<p>602</p>
---	------------------------	------------

TARIFF NO. 010

2nd REVISED

PAGE 36

**SECTION NINE
RENTALS & LEASES**

EFFECTIVE OCTOBER 1, 2011

FMC-SUBRULE: 34-E01

FOR EXPLANATION OF SYMBOLS, SEE PAGE 0-A (AFTER TITLE PAGE)

<p>TARIFF NO. 010</p> <p>SECTION NINE <u>RENTALS & LEASES</u></p>	<p>10th REVISED</p> <p>PAGE 37 (2 pgs.) 38</p> <p>EFFECTIVE OCTOBER 1, 2015</p>	
<p>FMC SUBRULE: 34-E02-E05</p>		
<p>FOR EXPLANATION OF SYMBOLS, SEE PAGE 0-A (AFTER TITLE PAGE)</p>		
<p>Open ground storage area rented monthly or annually for Port related use on a non-exclusive basis will be leased at the rates listed below.</p> <p>Open Ground Non-Waterfront.....\$ 4.80 per sq. ft./per year (non-containerized)</p> <p>Open Ground Waterfront.....\$ 6.40 per sq. ft./per year (non-containerized)</p> <p>Fisher Island.....\$ 6.40 per sq. ft./per year</p> <p>Portable Telecommunication Antennas... \$ 6.40 per sq. ft./per year</p> <p>Open Ground Retail Space.....\$15.00 per sq. ft./per year</p> <p>Open Ground (non-containerized) land used for stevedoring maintenance and repair of heavy equipment (including, but not limited to, top loaders, mules, forklifts, containers, etc). Storage of full containers is not permitted.... \$1.54 per sq ft/ per year</p> <p>Such leases, whether annual or month-to-month, do not provide for electricity, water, sewer, phone or internet service, landscaping, maintenance, housekeeping, fencing, security, paving, asphalt repairs, or other repairs. All such services, utilities, maintenance, and repairs shall be the sole responsibility of the tenant at the tenant's expense.</p> <p>(Rate discount not applicable to this category.)</p> <p>For not-for-profit/government entities or other entities that provide support functions or services deemed beneficial to Port operations, as determined by the Port Director, the Port Director may reduce lease rates by no more than 25% of the applicable open ground rate.</p> <p>Such leases whether five year, annual or month-to-month do not provide for electricity, water, sewer, landscaping, maintenance, housekeeping, fencing, paving or asphalt repairs.</p> <p>To fulfill Port operational needs and requirements, the Port reserves the right to occasionally berth vessels at bays 54 through 65 for such periods as may be deemed necessary by the Port Director. Lessee, at its sole cost and expense, shall be liable and responsible for all expenses incurred to</p>	<p>OPEN GROUND LEASES</p>	<p>604</p>

TARIFF NO. 010	40th 10 11th REVISED	PAGE 37 (2 pgs.) 39
SECTION NINE RENTALS & LEASES	EFFECTIVE OCTOBER 1, 2015 2016	
FMC SUBRULE: 34-E02-E05		
FOR EXPLANATION OF SYMBOLS, SEE PAGE 0-A (AFTER TITLE PAGE)		
clear the required space and relocate equipment back to the leased property. Rent abatement credits may be considered at the Director's discretion when tenant's equipment is moved off Port due to the unavailability of any temporary alternate location on the Port.	OPEN GROUND LEASES	604
All fencing inside transit sheds warehouses and passenger terminals must be authorized by the Port Director. All original fencing or subsequent modifications will be installed at the expense of the applicable Port user. After installation, the fencing becomes the property of the Seaport Department of Miami-Dade County (Port of Miami-Dade).	INSIDE <u>FENCING</u> (C)	605
Port tenants not directly involved in the transportation of passengers or cargo from Port of Miami-Dade facilities may be assessed an additional rental charge based on a percentage of their annual gross revenue, as determined by the Port Director, in addition to the charges in Item 602 or 604 above. Such charge shall not exceed 40% of the affected tenant's annual gross revenue. Annual gross revenue shall include all revenue derived from the sale of merchandise or services at the leased premises, exclusive of any Florida State Sales Tax collected from customers.	OTHER	606
Lease documents not returned within the time-frame requested by the Port in writing will be subject to a late fee of \$500.00 or one month's rent, whichever is greater (i.e. lease agreement, affidavit, payment guarantee, insurance certificates, etc.). If documents are not returned within 30 days of non-compliance, lease agreement will be terminated.	LEASE DOCUMENTS LATE FEE	607
In addition to the Certificate of Use and Occupancy required prior to commencement of operations, the Lessee, at its sole cost and expense, shall be liable and responsible for obtaining, paying and maintaining a current Fire/Life Safety Operating Permit in compliance with Miami-Dade County Code, Article III, Section 14-53.	LEASE PERMITS AND LICENSES	608
The Lessee shall be solely responsible for all costs and expenses which arise out of environmental contamination for which County may be held liable caused by the Lessee, the Lessee's agents, employees, contractors, or invitees during any prior or current tenancy or occupancy of the Premises or any portion thereof.	LEASE ENVIRONMENTAL PROTECTION AND INDEMNITIES	609

TARIFF NO. 010

**ORIGINAL 1st
REVISED**

PAGE 37-A 40

**SECTION NINE-A
FOREIGN TRADE ZONE**

EFFECTIVE OCTOBER 1, 2012 2016

FMC SUBRULE: 34-E02-E05

FOR EXPLANATION OF SYMBOLS, SEE PAGE 0-A (AFTER TITLE PAGE)

Foreign Trade Zone Site Operators shall pay all applicable fees as outlined in the Grantee Fee Schedule. Fees are subject to periodic review and adjustment. The below fees do not include any additional fees charged by the Foreign Trade Zone Board or Customs.

PortMiami Foreign Trade Zone Grantee Fee Schedule¹

Application Fee Usage Driven/Subzone² \$2,500.00
Application Fee New Magnet Site \$10,000.00
Application Fee for Manufacturing Production Authority \$2,500.00

Annual Fee ²	Based on square feet of Zone Site				
	Less than 100,000 s.f.	100,000 <u>100,001-</u> 200,000 s.f.	200,000 <u>200,001-</u> 400,000 s.f.	400,000 <u>400,001-</u> 750,000 s.f.	Over 750,000 <u>750,001</u> s.f.
Active Site	\$5,000	\$10,000	\$15,000	\$20,000	\$20,000 plus \$0.025 per add'l s.f.

Non-Active Site \$2,500

Additional Fees

Alteration \$2,500
 Penalty Fee for Late Annual Reporting \$1,000.00 per month until in compliance
 Other Fees and Charges^{2 3} \$65.00 per hour or part thereof

¹ Refer to PortMiami FTZ 281 Grantee Zone Schedule, available on website, for detailed description of process and fees.

² The application fee and/or the first year annual fee for usage driven sites may be waived, reduced or deferred at the discretion of the Port Director or his designee if (i) the operator is a non-profit/not-for-profit under U.S. Code § 501, (ii) located within the geographic area of a Community Redevelopment Agency (CRA) and (iii) the application demonstrates operator's commitment to generate employment opportunities within the CRA district.

^{2 3} Other fees and charges include any other fees, charges, or expenses incurred by Grantee for the purpose of obtaining Foreign Trade Zone Board approval and/or U.S. Customs & Border Protection approval on behalf of client, and not specifically listed herein, at the discretion of the Grantee, will be assessed to

PORTMIAMI
 FOREIGN TRADE
 ZONE NO.
 281
(C)
(R)

610

client at cost.		
-----------------	--	--

<p>TARIFF NO. 010</p> <p>SECTION TEN <u>MISCELLANEOUS CHARGES</u></p>	<p>16th <u>17th</u> REVISED</p> <p>EFFECTIVE OCTOBER 1, 2015 <u>2016</u></p>
<p>FMC SUBRULE: 34-F01</p>	

FOR EXPLANATION OF SYMBOLS, SEE PAGE 0-A (AFTER TITLE PAGE)

<p>Miscellaneous Charges Charges for fresh water delivered to vessels at piers or wharves shall be assessed as follows:</p> <p>Per ton, 250 gallons.....\$2.73 <u>\$2.95</u> The minimum invoice for fresh water charged per vessel shall be <u>.....</u> \$90.00 Hook-up fee, per vessel.....\$55.70</p>	<p>FRESH WATER (A)</p>	<p>700</p>								
<p>When unit is not returned, a charge of \$500.00 per Unit Connection will be assessed to the corresponding agent.</p>	<p>FRESH WATER UNIT CONNECTION REPLACEMENT</p>	<p>701</p>								
<p>For providing electrical hook up and space for U.S.D.A fumigation, the Port fee for this service per container, per permitted vendor, per day (within any given calendar month) shall be :</p> <table style="margin-left: 40px; border: none;"> <tr> <td>1 – 50 containers</td> <td>\$55.00 each</td> </tr> <tr> <td>51 – 100 containers</td> <td>\$35.00 each</td> </tr> <tr> <td>101 – 200 containers</td> <td>\$30.00 each</td> </tr> <tr> <td>201 + containers</td> <td>\$25.00 each</td> </tr> </table>	1 – 50 containers	\$55.00 each	51 – 100 containers	\$35.00 each	101 – 200 containers	\$30.00 each	201 + containers	\$25.00 each	<p>FUMIGATION CHARGE</p>	<p>703</p>
1 – 50 containers	\$55.00 each									
51 – 100 containers	\$35.00 each									
101 – 200 containers	\$30.00 each									
201 + containers	\$25.00 each									
<p>The fee for the use of the Port of Miami's cold treatment restacking facility in the fumigation yard shall be.....\$200.00, per container.</p>	<p>RESTACKING FACILITY FEE</p>	<p>704</p>								
<p>When electricity is furnished to refrigerated containers and/or trailers by the Port, an additional utility charge per unit shall be assessed, at the rate per day of.....\$52.50</p> <p>Such charge shall be assessed for each 24-hour period or fractional part thereof.</p> <p>Except in the case of the Port's own negligence, the Port shall not be responsible for loss or damage caused by power failure, electrical surges, electrical or mechanical equipment failure or any other type of breakdown/failure.</p> <p>Refrigerated containers shall be the only equipment connected to the reefer plugs. If any other equipment is connected, the Port user and leaseholder will each be subject to a fine as described below:</p> <table style="margin-left: 40px; border: none;"> <tr> <td>1st Offense</td> <td>\$ 500.00</td> </tr> <tr> <td>2nd Offense</td> <td>\$1,000.00</td> </tr> <tr> <td>3rd Offense</td> <td>Permit will be revoked</td> </tr> </table>	1 st Offense	\$ 500.00	2 nd Offense	\$1,000.00	3 rd Offense	Permit will be revoked	<p>ELECTRIC CURRENT FOR REFRIGERATED UNITS</p>	<p>705</p>		
1 st Offense	\$ 500.00									
2 nd Offense	\$1,000.00									
3 rd Offense	Permit will be revoked									

TARIFF NO. 010 SECTION TEN MISCELLANEOUS CHARGES	13th 14th REVISED EFFECTIVE OCTOBER 1, 2013 2016	PAGE 39 42
FMC SUBRULE: 34-F01		
FOR EXPLANATION OF SYMBOLS, SEE PAGE 0-A (AFTER TITLE PAGE)		
<p>Per service provided by the County directly for stevedoring, security, and/or pier check-in services: _____ \$350 per each service, per vessel call.</p>	ADMINISTRATIVE FEE FOR ACCESS AGREEMENTS WITH CRUISE LINES	706
<p>The following Harbor fee shall be charged to each vessel on a per call basis (effective 10/1/99), excluding inaugural activities for homeport ships at the discretion of the Director:</p> <p>0-20,000 Gross Registered Tons.....\$250.00 20,001 GRT and over.....\$500.00 Passenger vessels making 300 and more sailings per year.....\$ 50.00</p> <p>In the event of multiple daily sailings for the same vessel, only one harbor fee per 24-hour period will be assessed.</p> <p>The Harbor Fee shall not apply to Port terminal operators, or to their cargo vessel customers, where the terminal operator guarantees the Port 60 hours or more of crane time per terminal acre per year.</p>	HARBOR FEE	707
<p>All exporters of used self-propelled vehicles which use the Seaport's vehicle examination facility for the purpose of the presentation and validation of required documentation by U.S. Customs & Border Protection in accordance with Customs Regulations (19 CFR 192), will be assessed a usage fee of seven dollars and fifty cents (\$7.50) per vehicle, in accordance with the Code of Miami-Dade County, Florida, Sec. 28A, as put forth by the Board of County Commissioners of Miami-Dade County, Florida.</p> <p>Two dollars and fifty cents (\$2.50) of every seven dollars and fifty cents (\$7.50) collected shall be allocated to the Miami-Dade County Multi-Agency Auto Theft Task Force for purposes of enhancing security at, and interdicting the flow of stolen motor vehicles through the Port of Miami.</p>	VEHICLE EXAMINATION FACILITY CHARGE	709

TARIFF NO. 010 SECTION TEN <u>MISCELLANEOUS CHARGES</u>	40th 11th REVISED EFFECTIVE OCTOBER 1, 2013 2016	PAGE 40 43
FMC SUBRULE: 34-F01		
FOR EXPLANATION OF SYMBOLS, SEE PAGE 0-A (AFTER TITLE PAGE)		
<p>Facilities are available for the parking of vehicles for passengers boarding ships and for Port visitors and workers. Rates are as follows:</p> <p>Short term, per vehicle, per space.....\$ 7.00 Long term (overnight, multi-day passenger ships), per vehicle, per space, per day.....\$20.00 Long term (high density, overnight, and single-day cruise passenger ships), per vehicle, per space, per day.....\$20.00 Special events, per vehicle, per space, no less than.....\$15.00</p> <p>All established parking rates will be posted at each facility and applied to the day a vehicle enters the parking lot and to each succeeding day it remains on the lot.</p> <p>Unattended ground parking areas, when properly posted as such, can be available to the general public at no charge for certain maritime industry related events as designated by the Port Director.</p>	VEHICLE PARKING AT THE PORT	710
THIS SPACE INTENTIONALLY LEFT BLANK		
A service fee will be assessed for the collection of a dishonored check, draft, or other order for the payment of money to the Port of Miami-Dade, in accordance with the rate structure established by Miami-Dade County, in Administrative Order 4-86. This service fee shall be in addition to all other penalties imposed by this tariff.	RETURNED CHECK SERVICE FEE (Moved as Item #226)	713

<p>TARIFF NO. 010</p> <p>SECTION TEN <u>MISCELLANEOUS CHARGES</u></p>	<p>21st REVISED</p> <p>EFFECTIVE OCTOBER 1, 2015</p>	<p>PAGE 41 (2 pgs.) 44</p>
--	---	--

FMC SUBRULE: 34-F01

FOR EXPLANATION OF SYMBOLS, SEE PAGE 0-A (AFTER TITLE PAGE)

<p>No one may engage in a business transaction or provide services on the Port Miami without first obtaining a business permit, supplying evidence of insurance coverage, and complying with all other applicable provisions of the tariff and/or other pertinent regulations issued by the Port Director and the Miami-Dade County Code. Exempt from the business permit requirement are: 1) those entities whose sole function on the Port is to fulfill the requirements of U.S. government regulatory agencies; 2) County-approved vendors, their sub-contractors and suppliers, while performing the tasks called for under their contract with Miami-Dade; and 3) Governmental entities. Applications for a permit to conduct business as a Stevedore must be in accordance with Miami-Dade Code Chapter 28A-6 and/or as determined by the Seaport Director.</p> <p>Obtaining a permit to do business at the Port Miami does not entitle the holder of the permit to, including but not limited to, land offices, access to restricted areas, guaranteed business opportunities, etc. The permit only allows the holder to conduct business at the Port <u>of</u> Miami as per the rules and requirements of this Tariff.</p> <p>All cartage companies shall comply with the insurance requirements as described on Page 41-A of this Tariff.</p> <p>Permit fees shall be applied on an annual basis commencing on the date of issuance except for stevedore permit fees which shall be applied on an annual basis commencing on January 15 of every year.</p> <p>Permit renewals not received by the expiration date shall be cancelled, and the initial processing fee and annual permit fee shall be required for reinstatement.</p> <p>Companies engaging in business and/or providing services without first obtaining a business permit will, in addition to other fines, penalties, fees, costs, and damages arising under the county code, this tariff, other applicable laws, or otherwise; be subject to the following fees, costs, and/or actions:</p> <ul style="list-style-type: none"> • First time; warning plus a \$100 administrative fee. • Second time; warning plus a \$250 administrative fee. • Third time; \$1,000 administrative fee plus potential denial of permit for up to one (1) year from third infraction. 	<p>ANNUAL AND TEMPORARY PERMIT FEES (C)</p>	<p>714</p>
---	---	------------

<p>TARIFF NO. 010</p> <p>SECTION TEN MISCELLANEOUS CHARGES</p>	<p>21st 22nd REVISED PAGE 41 (2 pgs.) 45</p> <p>EFFECTIVE OCTOBER 1, 2015 2016</p>
<p>FMC SUBRULE: 34-F01</p>	
<p>FOR EXPLANATION OF SYMBOLS, SEE PAGE 0-A (AFTER TITLE PAGE)</p>	

<p>Company Name or Category Change Any permit holder that requests a name or category change will be treated as a new applicant and shall pay the initial processing fee and annual permit fee.</p> <p>Companies holding an active stevedoring permit at the Port Miami are required to submit their final vessel loading and discharge reports for all vessels worked at the Port no later than 7 calendar days after vessel departure in a format acceptable to the Port. Arrangements to submit said reports are to be coordinated with the Port's Cargo Operations division.</p> <p>Initial Processing Fee (non-refundable) (all categories, except shipping lines and cruise lines, not otherwise listed).....\$350.00 Initiation Fee or Reinstatement Fee for Tug Services.....\$6,000.00</p> <p>The following annual permit fees are applicable to the following business categories:</p> <table style="width: 100%; border-collapse: collapse;"> <tr> <td style="width: 80%;">Fuel or bunker vessels, Up to 5 barges.....</td> <td style="width: 10%; text-align: right;">\$ 200,000.00</td> <td style="width: 10%;"></td> </tr> <tr> <td>Each additional barge.....</td> <td style="text-align: right;">\$ 25,000.00</td> <td></td> </tr> <tr> <td>Mobile Food/Drink per Truck.....</td> <td style="text-align: right;">\$2,500.00</td> <td></td> </tr> <tr> <td>Pre-arranged Ground Transportation¹.....</td> <td style="text-align: right;">\$350.00</td> <td></td> </tr> <tr> <td><u>Transportation Network Entities².....</u></td> <td style="text-align: right;"><u>\$350.00</u></td> <td></td> </tr> <tr> <td>Ship Chandlers/Suppliers.....</td> <td style="text-align: right;">\$ 1,000.00</td> <td></td> </tr> <tr> <td>Ship's Agents.....</td> <td style="text-align: right;">\$ 1,750.00</td> <td></td> </tr> <tr> <td>Sightseeing/Tour Services.....</td> <td style="text-align: right;">\$350.00</td> <td></td> </tr> <tr> <td>Shipping Lines and cruise lines.....</td> <td style="text-align: right;">0.00</td> <td></td> </tr> <tr> <td>Stevedoring Firms.....</td> <td style="text-align: right;">\$ 5,800.00</td> <td></td> </tr> <tr> <td>Tug Services, per tug.....</td> <td style="text-align: right;">\$15,000.00</td> <td></td> </tr> <tr> <td>All other business categories.....</td> <td style="text-align: right;">\$ 350.00</td> <td></td> </tr> <tr> <td>Tow Truck/Vehicle Delivery Service (No Initial Processing Fee).....</td> <td style="text-align: right;">\$ 70.00</td> <td></td> </tr> <tr> <td>...</td> <td></td> <td></td> </tr> </table>	Fuel or bunker vessels, Up to 5 barges.....	\$ 200,000.00		Each additional barge.....	\$ 25,000.00		Mobile Food/Drink per Truck.....	\$2,500.00		Pre-arranged Ground Transportation ¹	\$350.00		<u>Transportation Network Entities².....</u>	<u>\$350.00</u>		Ship Chandlers/Suppliers.....	\$ 1,000.00		Ship's Agents.....	\$ 1,750.00		Sightseeing/Tour Services.....	\$350.00		Shipping Lines and cruise lines.....	0.00		Stevedoring Firms.....	\$ 5,800.00		Tug Services, per tug.....	\$15,000.00		All other business categories.....	\$ 350.00		Tow Truck/Vehicle Delivery Service (No Initial Processing Fee).....	\$ 70.00		...			<p>ANNUAL AND TEMPORARY PERMIT FEES (C)</p>	<p>714</p>
Fuel or bunker vessels, Up to 5 barges.....	\$ 200,000.00																																											
Each additional barge.....	\$ 25,000.00																																											
Mobile Food/Drink per Truck.....	\$2,500.00																																											
Pre-arranged Ground Transportation ¹	\$350.00																																											
<u>Transportation Network Entities².....</u>	<u>\$350.00</u>																																											
Ship Chandlers/Suppliers.....	\$ 1,000.00																																											
Ship's Agents.....	\$ 1,750.00																																											
Sightseeing/Tour Services.....	\$350.00																																											
Shipping Lines and cruise lines.....	0.00																																											
Stevedoring Firms.....	\$ 5,800.00																																											
Tug Services, per tug.....	\$15,000.00																																											
All other business categories.....	\$ 350.00																																											
Tow Truck/Vehicle Delivery Service (No Initial Processing Fee).....	\$ 70.00																																											
...																																												
<p>*-Note ¹: Pre-arranged ground transportation companies residing outside of South Florida will be allowed two round trips (drop off/pick up) to be assessed at \$150.00 per trip. Beyond the allowed two trips, these companies will be required to get a permit. The fees paid for the first two</p>																																												

<p>trips will be credited towards the full permit fees. All visiting vehicles are to be registered and issued transponders prior to their visit and provide the required insurance requirements as per this Tariff.</p>		
<p><u>2. Requires compliance with all applicable requirements of County Ordinance No. 16-42.</u></p>		

<p>TARIFF NO. 010</p> <p>SECTION TEN <u>MISCELLANEOUS CHARGES</u></p>	<p>REINSTATED PAGE 41-A (2 pgs.) 46</p> <p>EFFECTIVE OCTOBER 1, 2010</p>
<p>FMC SUBRULE: 34-F01</p>	

FOR EXPLANATION OF SYMBOLS, SEE PAGE 0-A (AFTER TITLE PAGE)

<p>Fees and time period for all other activities not listed above shall be determined by the Port Director.</p> <p>User permit renewal is subject to satisfaction of any outstanding balances due to the Seaport Department.</p> <p>The Port has discretion in denying the issuing of a new permit and/or the renewal of a permit based on any circumstance and/or known fact that is not consistent with the Port's requirements and operating guidelines, such as, but not limited to; payment history, outstanding claims, criminal record, and convictions, etc.</p> <p>In addition to permit requirements for companies, all individuals must comply with all applicable local, state, and federal requirements to obtain a Port. I.D. for which the charge is as follows:</p> <table style="width: 100%; border-collapse: collapse;"> <tr> <td style="padding-left: 20px;">Port I.D. - New/Renewal (Unescorted Access – 1 year) Green Card</td> <td style="text-align: right; padding-right: 20px;">\$0.00</td> </tr> <tr> <td style="padding-left: 20px;">New/Renewal (Escorted Access – 1 year) Yellow Card</td> <td style="text-align: right; padding-right: 20px;">\$0.00</td> </tr> <tr> <td style="padding-left: 20px;">New/Renewal (Escorted Access – 1 year) Red Card</td> <td style="text-align: right; padding-right: 20px;">\$0.00</td> </tr> <tr> <td style="padding-left: 20px;">One Day Pass</td> <td style="text-align: right; padding-right: 20px;">\$0.00</td> </tr> <tr> <td style="padding-left: 20px;">Replacement (Lost or Stolen)</td> <td style="text-align: right; padding-right: 20px;">\$25.00</td> </tr> <tr> <td style="padding-left: 20px;">Replacement (Change of Company)</td> <td style="text-align: right; padding-right: 20px;">\$0.00</td> </tr> </table> <p>Insurance Requirements for Cartage Companies</p> <p>All cartage companies doing business at the Port of Miami must provide the Permit Section with a list of insured drivers and vehicles on a monthly basis due by the last County business day of each calendar month. Failure to provide the requested information will result in the suspension of the permit until the information is received.</p> <p>By the conclusion of each month, either the insurance company issuing the policy or the managing general agent for the insurance company issuing the policy must provide the Port of Miami with an ACORD certificate of insurance evidencing at least \$1,000,000 in vehicle liability insurance coverage and a list of the tractors (year, make, and 17-digit vehicle identification number) that are covered under the policy. If the insurance company's managing general agent provides the requested information, the managing general agent must also provide a notarized letter signed by an authorized officer of the insurance company issuing the policy identifying the managing general agent and confirming that the managing general agent</p>	Port I.D. - New/Renewal (Unescorted Access – 1 year) Green Card	\$0.00	New/Renewal (Escorted Access – 1 year) Yellow Card	\$0.00	New/Renewal (Escorted Access – 1 year) Red Card	\$0.00	One Day Pass	\$0.00	Replacement (Lost or Stolen)	\$25.00	Replacement (Change of Company)	\$0.00	<p>ANNUAL AND TEMPORARY PERMIT FEES</p> <p style="color: red;">(C)</p>	<p>714</p>
Port I.D. - New/Renewal (Unescorted Access – 1 year) Green Card	\$0.00													
New/Renewal (Escorted Access – 1 year) Yellow Card	\$0.00													
New/Renewal (Escorted Access – 1 year) Red Card	\$0.00													
One Day Pass	\$0.00													
Replacement (Lost or Stolen)	\$25.00													
Replacement (Change of Company)	\$0.00													

has the insurance company's authority to provide the information requested by the Port of Miami.		
--	--	--

<p>TARIFF NO. 010</p> <p>SECTION TEN <u>MISCELLANEOUS CHARGES</u></p>	<p>REINSTATED</p> <p>EFFECTIVE OCTOBER 1, 2010</p>	<p>PAGE 41-A (2 pgs.) <u>47</u></p>
<p>FMC SUBRULE: 34-F01</p>		
<p>FOR EXPLANATION OF SYMBOLS, SEE PAGE 0-A (AFTER TITLE PAGE)</p>		
<p>Information submitted by the insurance company and/or the managing general agent concerning the number of insured drivers will be compared to the Port's identification system as to the number of issued Port ID cards. Discrepancies will result in a suspension of the permit which will be effective two (2) business days after identification and notice of the discrepancy is provided to the permit holder and such discrepancy is not remedied within those two (2) business days. The permit shall remain suspended until such time the insurance coverage is sufficient and certified by the insurance company and/or the managing general agent. Discrepancies identified on Fridays or during holiday time off will receive special consideration.</p> <p>In the case of any discrepancies not cured within two (2) business days, or in the event a permit holder has a discrepancy more than twice in a fiscal year, a fine of \$3,000 will be assessed for the first violation. The second violation will result in the revocation of the permit.</p> <p>A cartage company's failure to report a change in an employee's work status (termination) within 7 days after the change may result in revocation of the Port of Miami business permit.</p> <p>Reactivation and addition of any cartage company's drivers will be granted only if confirmation is received from the Permit Section verifying that the cartage company is in compliance with the insurance requirements.</p> <p>Failure to return all seaport credentials immediately upon expiration of card or termination of the employee will result in a fine of \$100 per ID card to be paid by the cartage company.</p> <p>If a driver and truck fail to prove insurance coverage on any spot check while at the Port, the vehicle and driver will be required to leave the Port immediately.</p> <p>All drivers renewing their Port identification cards must show proof of insurance and/or approval of insurance to POM Security Operations – Identification & Credentialing Section.</p>	<p>ANNUAL AND TEMPORARY PERMIT FEES <u>(C)</u></p>	<p>714</p>

<p>TARIFF NO. 010</p> <p>SECTION TEN <u>MISCELLANEOUS CHARGES</u></p>	<p>ORIGINAL</p> <p>EFFECTIVE OCTOBER 1, 2013</p>	<p>PAGE 41-B (2 pgs.) <u>48</u></p>
--	--	---

FMC SUBRULE: 34-F01

FOR EXPLANATION OF SYMBOLS, SEE PAGE 0-A (AFTER TITLE PAGE)

<p>If the Seaport Violation Committee finds that any permit holder or any cartage company has acted fraudulently in attempting to prove the required insurance coverage, the permit holder and/or cartage company, its owners and officers, and/or the insurance agent(s) involved in the fraudulent conduct shall be banned from doing business at the Port of Miami for three years.</p> <p>All cartage company drivers wishing to work for two companies on one (1) Port identification card must get an endorsement from the first company of record in order to add the second one.</p> <p>Cartage companies shall provide the Port of Miami written authorization to contact the managing general agent or the insurance company, who shall provide any and all relevant information pertaining to the cartage company's insurance coverage.</p> <p>All required insurance policies shall be issued by companies authorized to do business under the laws of the State of Florida, with the following qualifications:</p> <ol style="list-style-type: none"> 1. The company must be rater no less than "B" as to management, and no less than "Class V" as to financial strength, by the latest edition of Best's Insurance Guide, published by A.M. Best Company, Oldwick, New Jersey, or its equivalent subject to the approval of the County Risk Management Division. <li style="text-align: center;">or 2. The company must hold a valid Florida Certificate of Authority as shown in the latest "List of All Insurance Companies Authorized or Approved to Do Business in Florida", issued by the State of Florida Department of Insurance and are members of the Florida Guarantee Fund. <p>Tug Permit Requirements All tug companies holding a business permit with the Port of Miami must have 1 tractor tug in their fleet available at the Port of Miami. Should the permitted company determine that a named tug is to be temporarily taken out of service for repairs, dry docking, temporary re-assignment, or permanently relocated from the Port of Miami, a substitute tug of equal or greater capabilities must be available at the Port of Miami prior to the removal of the tug being replaced at the permitted company's expense. In all cases, the permitted company must, prior to taking such action, notify the Port Director or designee in writing of the planned change(s).</p>	<p>ANNUAL AND TEMPORARY PERMIT FEES <u>(C)</u></p>	<p>714</p>
---	--	------------

<p>TARIFF NO. 010</p> <p>SECTION TEN MISCELLANEOUS CHARGES</p>	<p>13th <u>14th</u> REVISED</p> <p>PAGE 42 (3 pgs.) <u>49</u></p> <p>EFFECTIVE OCTOBER 1, 2015 <u>2016</u></p> <p>FMC SUBRULE: 34-F01</p>
---	--

FOR EXPLANATION OF SYMBOLS, SEE PAGE 0-A (AFTER TITLE PAGE)

<p>Only after receiving concurrence from the Port Director or designee, can the change(s) be made. Said concurrence will not be unreasonably denied.</p> <p>Minimum Vessel Requirements – Per Individual Company</p> <ul style="list-style-type: none"> • At least one (1) 3,100 horsepower; 110,000 pound bollard pull • Have adequate vessel fenders to sufficiently and safely perform all berthing assistance and maneuvers with each class of ship and barge • Be equipped with multiple frequency bridge-to-bridge transceivers for communicating among ships and barges, tug, PortMiami Berthing Office, and harbor pilots <p>Taxicabs, per trip.....\$ 2.00 <u>Transportation Network Entities, per trip\$ 2.00</u></p> <p>In addition to the annual permit fee established above, Ground Transportation Companies shall be subject to the following per trip fees for each vehicle:</p> <p>Pre-paid accounts with permit and transponder: *</p> <table style="width: 100%; border-collapse: collapse;"> <thead> <tr> <th style="text-align: left;">Type Vehicle Rate</th> <th style="text-align: left;">Passenger Capacity</th> <th style="text-align: right;">Per Entry</th> </tr> </thead> <tbody> <tr> <td>Limousines, and Luxury Limousine Sedans, Stretch & Super-Stretch Limousines, Vans, and Passenger Motor Carriers</td> <td>14 passengers or less</td> <td style="text-align: right;">\$4.50</td> </tr> <tr> <td>Mini-Buses <u>& Super-Stretch Limousines</u></td> <td>15 - 32 passengers</td> <td style="text-align: right;">\$9.00</td> </tr> <tr> <td>Bus</td> <td>33 or more passengers</td> <td style="text-align: right;">18.00</td> </tr> <tr> <td>**Hop-On Hop-Off Bus</td> <td>33 or more passengers</td> <td style="text-align: right;">18.00</td> </tr> </tbody> </table> <p>* On prepaid accounts with permits, when the account cannot be replenished, the rate charged will be applied as per the non-prepaid account with permit.</p> <p>Non pre-paid accounts with permit and transponder:</p> <table style="width: 100%; border-collapse: collapse;"> <thead> <tr> <th style="text-align: left;">Type Vehicle Rate</th> <th style="text-align: left;">Passenger Capacity</th> <th style="text-align: right;">Per Entry</th> </tr> </thead> <tbody> <tr> <td>Limousines, and Luxury Limousine Sedans, Stretch and Super-Stretch Limousines, Vans, and Passenger Motor Carriers</td> <td>14 passengers or less</td> <td style="text-align: right;">\$6.00</td> </tr> <tr> <td>Mini-Buses <u>& Super-Stretch Limousines</u></td> <td>15 - 32 passengers</td> <td style="text-align: right;">\$11.00</td> </tr> <tr> <td>Bus</td> <td>33 or more passengers</td> <td style="text-align: right;">\$20.00</td> </tr> <tr> <td>**Hop-On Hop-Off Bus</td> <td>33 or more passengers</td> <td style="text-align: right;">20.00</td> </tr> </tbody> </table> <p>** Hop-On Hop-Off vehicles while engaged in dropping-off or picking-up</p>	Type Vehicle Rate	Passenger Capacity	Per Entry	Limousines, and Luxury Limousine Sedans, Stretch & Super-Stretch Limousines, Vans, and Passenger Motor Carriers	14 passengers or less	\$4.50	Mini-Buses <u>& Super-Stretch Limousines</u>	15 - 32 passengers	\$9.00	Bus	33 or more passengers	18.00	**Hop-On Hop-Off Bus	33 or more passengers	18.00	Type Vehicle Rate	Passenger Capacity	Per Entry	Limousines, and Luxury Limousine Sedans, Stretch and Super-Stretch Limousines, Vans, and Passenger Motor Carriers	14 passengers or less	\$6.00	Mini-Buses <u>& Super-Stretch Limousines</u>	15 - 32 passengers	\$11.00	Bus	33 or more passengers	\$20.00	**Hop-On Hop-Off Bus	33 or more passengers	20.00	<p>ANNUAL AND TEMPORARY PERMIT FEES (C)</p>	<p>714</p>
Type Vehicle Rate	Passenger Capacity	Per Entry																														
Limousines, and Luxury Limousine Sedans, Stretch & Super-Stretch Limousines, Vans, and Passenger Motor Carriers	14 passengers or less	\$4.50																														
Mini-Buses <u>& Super-Stretch Limousines</u>	15 - 32 passengers	\$9.00																														
Bus	33 or more passengers	18.00																														
**Hop-On Hop-Off Bus	33 or more passengers	18.00																														
Type Vehicle Rate	Passenger Capacity	Per Entry																														
Limousines, and Luxury Limousine Sedans, Stretch and Super-Stretch Limousines, Vans, and Passenger Motor Carriers	14 passengers or less	\$6.00																														
Mini-Buses <u>& Super-Stretch Limousines</u>	15 - 32 passengers	\$11.00																														
Bus	33 or more passengers	\$20.00																														
**Hop-On Hop-Off Bus	33 or more passengers	20.00																														

<p>passengers at kiosks/booths leased by Travel or Tour Operators pursuant to Tariff Item 602 shall not be subject to Tariff Item 714 per trip fees.</p> <p>Upon implementation of new system, the above stated fees will be accessed whenever the ground transportation vehicle transverses the bridge onto the Port of Miami, whether dropping off or picking up passengers.</p>		
--	--	--

TARIFF NO. 010 SECTION TEN MISCELLANEOUS CHARGES	13th REVISED EFFECTIVE OCTOBER 1, 2015	PAGE 42 (3 pgs.) 50
FMC SUBRULE: 34-F01		

FOR EXPLANATION OF SYMBOLS, SEE PAGE 0-A (AFTER TITLE PAGE)

<p><u>Other than Transportation Network Entities (TNEs), All</u> pre-arranged ground transportation vehicles entering the Port of Miami must have a Port issued transponder. <u>All TNE vehicles entering the Port of Miami must have a functioning electronic geo-locating device, which device must integrate with the TNE's digital platform and geo-fence system.</u> The Port reserves the right, at any time, to inspect, and validate the issued transponder <u>and/or required geo-locating device, as applicable,</u> to assure proper usage and compliance with all rules, <u>and</u> regulations, <u>and Port operating directives</u> governing pre-arranged ground transportation companies doing business at the Port as outlined in this Tariff.</p> <p>All registered <u>pre-arranged ground transportation</u> vehicles, <u>other than TNE vehicles,</u> will be issued an electronic transponder that must be affixed to the vehicle. Failure to affix the issued transponder to the vehicle or in any way damaging the transponder will result in the cancellation of the permit and the initial processing fee and annual permit fee shall be required for reinstatement.</p> <p style="margin-left: 40px;">Transponder Cost:</p> <table style="margin-left: 40px;"> <tr> <td>1st transponder</td> <td>- No Charge</td> </tr> <tr> <td>2nd transponder</td> <td>- \$25</td> </tr> <tr> <td>3rd transponder</td> <td>- \$100</td> </tr> </table> <p>Ground transportation companies are required to register all drivers with the Permit Section. This will include a list of the drivers and a copy of their valid driver's license. Any and all changes must be reported immediately. Failure to do so may result in the cancellation of the Port of Miami permit. Drivers for ground transportation companies are no longer required to obtain a port identification card unless the driver is to access a secured and restricted area. In these cases, a Port ID will still be required.</p> <p>Prearranged ground transportation companies, <u>other than TNEs,</u> are required to register and install transponders in all vehicles working at the Port of Miami; <u>any TNE with vehicles that operate at the Port of Miami must at all times provide and employ a digital platform and geo-fence system capable of tracking in real time all TNE vehicles entering or exiting the Port of Miami, which system must comply with all rules and regulations governing TNE companies doing business at the Port as outlined in this Tariff and in applicable Port operating directives.</u> Any and all changes made to <u>the fleets of any pre-arranged ground transportation service provider, other than TNEs, must their respective fleets are to</u> be reported immediately as they occur <u>to the Port Permit Section.</u> All <u>non-TNE</u> vehicle registration and installation of transponders are to be made</p>	1 st transponder	- No Charge	2 nd transponder	- \$25	3 rd transponder	- \$100	ANNUAL AND TEMPORARY PERMIT FEES (C)	714
1 st transponder	- No Charge							
2 nd transponder	- \$25							
3 rd transponder	- \$100							

<p>by appointment through the Seaport's Permit Section. Failure to report, register, or install a <u>required</u> transponder <u>in</u> any vehicle operating at the Port will result in the cancellation of the permit and the initial processing fee and annual permit fee shall be required for reinstatement.</p>		
---	--	--

TARIFF NO. 010 SECTION TEN MISCELLANEOUS CHARGES	13th REVISED EFFECTIVE OCTOBER 1, 2015	PAGE 42 (3 pgs.) 51
FMC SUBRULE: 34-F01		
FOR EXPLANATION OF SYMBOLS, SEE PAGE 0-A (AFTER TITLE PAGE)		

<p>Ground Transportation Greeter Area and Signs Pre-arranged ground transportation greeters must have a valid Port of Miami identification card while working at the cruise terminals. Greeters are to stand at a pre-approved waiting area, designated by PortMiami, no more than two greeters per company per terminal. Greeters must use proper and professional signs in greeting their clients, which cannot be made of paper, cardboard, or any other type of disposable material. Greeters are only allowed to greet their company clients and will not sell or attempt to sell on-demand transportation services. Violators are subject to all rules and regulations set forth in this Tariff.</p> <p><u>Pre-arranged Ground Transportation Vehicle Staging Lot</u> <u>Pre-arranged</u> Ground transportation vehicles identified as, but not limited to, vans, sedans, limousines, and minibuses, are to stage remain in the allocated <u>Pre-arranged</u> Ground Transportation Lot <u>or, as applicable, in the designated Pre-arranged Ground Transportation TNE Lot. As to pre-arranged ground transportation vehicles other than TNE vehicles, such non-TNE vehicles</u> are to remain inside the <u>Pre-arranged Ground Transportation Lot</u> lot until called upon by the pre-arranged ground transportation greeters for immediate pick up of their passengers with reservations. Ground transportation vehicles are not to circle the Port of Miami as they wait for passengers to exit the terminal. <u>Notwithstanding the foregoing, TNE vehicles may only use pre-arranged ground transportation lots designated by the Port for TNE use, provided that TNE vehicles shall not enter upon or use such Port-designated TNE lots prior to such vehicle's drivers first receiving and accepting an electronic-request for on-Port pre-arranged transportation services. Neither TNEs nor their associated vehicles or drivers may use greeters in connection with any offered on-Port pickup service.</u> Violators are subject to all rules and regulations set forth in this Tariff.</p> <p>Ground transportation companies that do not comply with the operational requirements of the Port of Miami, to include <u>including</u>, but not limited to, failure to maintain valid insurance, failure to report any changes in the company's vehicle fleet, delinquent accounts or failing to pay applicable Port fees or charges as and when due, <u>are subject to the following additional</u> fees and/or actions: For companies holding a valid Port of Miami permit:</p> <ul style="list-style-type: none"> • First time; warning plus a \$100 administrative fee. • Second Time; warning plus a \$250 administrative fee. <p>Third time; \$1,000 administrative fee, inability to access Port facilities and revocation of permit and unable to work at the Port of Miami.</p>	ANNUAL AND TEMPORARY PERMIT FEES (C)	714
---	---	-----

<p>For companies without a valid Port of Miami permit:</p> <ul style="list-style-type: none">• Warning plus a \$1,000 administrative fee. <p>Failure to pay any administrative fee issued with a warning will result in the revocation of the Port of Miami permit for a duration to be determined by the Director.</p>		
---	--	--

<p>TARIFF NO. 010</p> <p>SECTION TEN MISCELLANEOUS CHARGES</p>	<p>13th <u>14th</u> REVISED</p> <p>EFFECTIVE OCTOBER 1, 2015 <u>2016</u></p>	<p>PAGE 42 (3 pgs.) <u>52</u></p>
<p>FMC SUBRULE: 34-F01</p>		
<p>FOR EXPLANATION OF SYMBOLS, SEE PAGE 0-A (AFTER TITLE PAGE)</p>		
<p>Companies issued warnings will have two (2) business days to remedy and to bring their accounts into full compliance with all rules and regulations of this Tariff. Failure to do so will adversely affect the company's ability to continue to do business at the Port and even revoke their business permit.</p> <p>Rental car companies conducting business activities at the Port of Miami-Dade but not operating under a non-exclusive license agreement with the Port shall be assessed a percentage of the gross revenues arising from such activities at an annual rate of 8%. Business activities for rental car companies include, but are not limited to, the pick-up of passengers via courtesy vehicles for transportation to rental car facilities off the Port.</p> <p>Rental car companies, upon prior notice from PortMiami, shall allow inspections and audits by the County, through its employees and/or representatives, of all records and books of account, including such records as may be required by the County to be maintained by the rental car companies including, without limitation, any records needed to calculate or verify "gross revenue." It is further understood and agreed that the car rental company shall make all the records, books of account, and other documentation available at a local location designated by the Port.</p>	<p>ANNUAL AND TEMPORARY PERMIT FEES</p> <p>(C)</p>	<p>714</p>
<p>All requests for a Special Dock Parking Permit must be in writing to the Seaport Director or his designee. Upon receipt, a recommendation will be made to the Seaport Director, who is the final approving authority. Each request must specify the specific reason the request is being made, as well as any other extenuating factors. Special Dock Parking Permits, valid for one year, will only be issued to those individuals who have a justified requirement to park their vehicle dockside in a <u>secured area</u>/restricted area on the Seaport. All individuals issued a Special Dock Parking Permit shall also have a valid Seaport identification card and Transportation Worker Identification Credential (TWIC) Card issued in compliance with Transportation Security Administration (TSA) Federal requirements in their possession pursuant to County Ordinance 28A, Seaport Security, and Operations.</p> <p>Special Dock Parking Permit.....\$200.00, per year, for cargo and/or cruise parking permit Replacement.....\$25.00</p>	<p>SPECIAL DOCK PARKING PERMIT</p> <p><u>(C)</u></p>	<p>715</p>

TARIFF NO. 010	ORIGINAL	PAGE 43 53
SECTION ELEVEN GENERAL INFORMATION	ISSUED JANUARY 1, 1994 EFFECTIVE MARCH 31, 1994	
FMC SUBRULE: 34-G01		
FOR EXPLANATION OF SYMBOLS, SEE PAGE 0-A (AFTER TITLE PAGE)		
General Information The Miami Harbor embraces the artificial basins, slips and channels that have been dredged along the bay front of Miami and in the bay and through the waters of Biscayne Bay to the ocean, and is located generally at Latitude 25-46' No. Longitude 80-10'W.	MIAMI HARBOR	800
The entrance to the main channel is directly east of the City of Miami, approximately 4.5 miles. The sea buoy marking the channel entrance through the reef is about 2 miles offshore. The entrance is an artificial cut 1,000 feet wide, known as Government Cut, dredged across the southern end of Miami Beach. It is protected by jetties and is well marked. A channel has been developed to a control depth of 44 feet, and 500 feet wide on the sea end to the jetties and 500 feet wide with a control depth of 42 feet to the turning area on the east tip of Lummus Island thence into Fisherman's Channel along the gantry berth area for a distance 4,100 feet. The Fisherman's Channel continues westward for 8,000 feet at depth 25 feet. The main channel along the northside of Lummus and Dodge Islands is 500 feet wide with a 36 foot control depth which continues westward across Biscayne Bay to the main turning basin.	MAIN CHANNEL	802
From Government Cut, the Fisherman's Channel has been dredged with a control depth of 42 feet for the easternmost 4,100 feet and a control depth of 25 feet for 8,000 feet to the west. Minimum width of 500 feet, Fisherman's Channel provides a direct connection to the wharves on the south side of Dodge and Lummus Islands and the mouth of the Miami River. At the extreme west end of Fisherman's Channel, a 1,000 foot turning basin is dredged to a control depth of 25 feet to facilitate turning movement of ships to and from the Miami River. At the wide point of the Fisherman's Channel, a 900-foot wide turning basin is provided at the location of the east channel slip.	FISHERMAN'S CHANNEL	806
The main turning basin is 1,700 feet north and south and 1,650 feet east and west, with a control depth of 36 feet.	MAIN TURNING BASIN	808
An additional turning basin is located in the triangular area between the main channel and the north side of Fisher Island and is dredged 42 feet to provide a turning basin at the junction of the main and Fisherman's Channels.	FISHER ISLAND TURNING BASIN	810
Miami River has channel dredged to 15 feet at high water, 150 feet wide for a distance of 3 miles above the mouth, thence 125 feet wide to a point 4.1 miles above the mouth; thence 90 feet wide to a point 5-1/2 miles above the mouth, and is connected to the Fisherman's Channel on the south side of Dodge and Lummus Islands.	MIAMI RIVER	812

TARIFF NO. 010	ORIGINAL <u>1st</u> REVISED	PAGE <u>44-54</u>
SECTION ELEVEN GENERAL INFORMATION	ISSUED JANUARY 1, 1994 EFFECTIVE MARCH 31, 1994 <u>OCTOBER 1, 2016</u>	
FMC SUBRULE: 34-G01		
FOR EXPLANATION OF SYMBOLS, SEE PAGE 0-A (AFTER TITLE PAGE)		
The Intracoastal Waterway is in general 150 feet wide and 12 feet deep at local mean low water from Jacksonville to Fort Pierce and from Fort Pierce to Miami 125 feet wide and 10 feet deep.	INTRACOASTAL WATERWAY	814
THIS SPACE INTENTIONALLY LEFT BLANK		
The prescribed anchorage area for vessels anchoring outside the harbor is located eastward of a line about 1.5 nautical miles off shore and northward of a line about 0.2 nautical miles north of the sea buoy at the entrance to the ship channel. The entire anchorage area lies north of the entrance channel to Miami. The northern and southern extremities of this area are marked by nun buoys. Vessels desiring to anchor off the entrance to the Harbor of Miami are required to do so within this area, to avoid possible damage to cables laid on the ocean bottom in the vicinity. Refer to anchorage area 110.188 on National Oceanic and Atmospheric Administration Survey Chart # 11466 & # 11468.	ANCHORAGE	816
The normal mean tidal range at the entrance to Miami Harbor is 2.5 feet, and in the bay it is about 2.0 feet. The extreme tidal range is about 4.0 feet at the entrance. Easterly winds sometimes raise the water level 1.5 feet at the entrance and from 1.0 to 0.5 feet in the bay.	TIDES AND TIDAL CURRENTS	818
The tidal currents at the entrance to Biscayne Bay may reach a velocity of 1-1/2 to 3 knots through the main channel.		
THIS SPACE INTENTIONALLY LEFT BLANK		
Marginal Berthing PortMiami offers 18,840 linear feet of berthing on Dodge and Lummus Islands. The cruise zones total 8,860 linear feet: 7,125 feet (36 feet deep) along the north and northeast sections; 735 feet (32 feet deep) at the north west section; and 1,000 feet (30 feet deep) at the western extremity of the South Ship Channel. The cargo berthing areas total 9,980 linear feet: 6,120 (42 <u>50</u> feet deep) along the southeast section of Lummus Island and the South Ship Channel at the gantry facility; 1,000 feet (42 feet deep) at the northeast section along the Main Ship Channel; and 2,760 feet (28 to 32 feet deep) of roll-on/roll-off berth space along the south section of the Port.	<u>DESCRIPTION PORT FACILITIES AND SPECIFICATIONS (C)</u>	850

<p>TARIFF NO. 010</p> <p>SECTION ELEVEN GENERAL INFORMATION</p>	<p>ORIGINAL</p> <p>ISSUED JANUARY 1, 1994 EFFECTIVE MARCH 31, 1994</p>
<p>FMC-SUBRULE: 34-G01</p>	
<p>FOR EXPLANATION OF SYMBOLS, SEE PAGE 0-A (AFTER TITLE PAGE)</p>	

TARIFF NO. 010

3rd REVISED

PAGE 46

**SECTION ELEVEN
GENERAL INFORMATION**

EFFECTIVE OCTOBER 1, 2014

FMC-SUBRULE: 34-G01

FOR EXPLANATION OF SYMBOLS, SEE PAGE 0-A (AFTER TITLE PAGE)

<p>TARIFF NO. 010</p> <p>SECTION ELEVEN <u>GENERAL INFORMATION</u></p>	<p>3rd 4th REVISED</p> <p>PAGE 47 55</p> <p>EFFECTIVE OCTOBER 1, 2014 2016</p> <p>FMC SUBRULE: 34-G01</p>
<p>FOR EXPLANATION OF SYMBOLS, SEE PAGE 0-A (AFTER TITLE PAGE)</p>	
<p>Width of Apron 70 to 100 feet, north side 50 to 100 feet, east side 50 to 100 feet, south side 50 to 100 feet, west side</p> <p>Apron Above MLW 7.5 feet on all sides</p> <p>Roll-on/Roll-off Ramps Eight fixed ramps designated Bay 55, 900 linear feet above MLW Bay 59, 300 linear feet above MLW Bay 65, 690 linear feet above MLW Bay 154, 670 linear feet above MLW Bay 155, 550 linear feet above MLW Bays 161 – 171, 1,259 linear feet above MLW Bays 165- 477 181, 1,450 linear feet above MLW Fixed ramp at passenger terminal H, 750 linear feet above MLW</p> <p>Railroad Facilities Intermodal Container Transfer Facility (ICTF) will have (3) 3,000 ft. of working rail track for a total of 9,000 ft. on 13 acres of land.</p> <p>Train Scheduling Requirements- All train trips to and from PortMiami must be scheduled with and approved by the PortMiami Berthing Office at least 24 hours in advance. The ICTF will be able to operate 7 days per week.</p> <p>Passenger Terminal Complex PortMiami currently has 6 passenger terminals in use on the North side of the port. Terminal J on the south side of the port; and Terminal H on the west side of the port as follows: Cruise Terminals B & C (190,491 sq. ft.), D & E (257,693 sq. ft.), F & G (287,488 sq. ft.), H (70,706 sq. ft.) and terminal J (56,706 sq. ft.). The square footage amounts include areas for U.S. Customs and Border Protection, as well as offices.</p>	<p><u>DESCRIPTION</u> <u>PORT</u> <u>FACILITIES AND</u> <u>SPECIFICATIONS</u> <u>(C)</u></p> <p>850</p>

TARIFF NO. 010 SECTION ELEVEN <u>GENERAL INFORMATION</u>	3rd REVISED	PAGE 48 56
EFFECTIVE OCTOBER 1, 2014		
FMC SUBRULE: 34-G01		
FOR EXPLANATION OF SYMBOLS, SEE PAGE 0-A (AFTER TITLE PAGE)		

<p>Transit Cargo Sheds</p> <table border="1" style="width: 100%;"> <tr> <td style="width: 35%;">Transit Shed B</td> <td>200,000 Square Feet</td> </tr> <tr> <td>Transit Shed E</td> <td>36,000 Square Feet</td> </tr> <tr> <td>Transit Shed G</td> <td>152,000 Square Feet</td> </tr> </table> <p>At present, there is a total of 388,000 square feet of transit cargo shed space.</p> <p>Services There is a total of 18,500 linear feet of marginal berthing. Telephone and water connections are alternately provided every 120 feet.</p>	Transit Shed B	200,000 Square Feet	Transit Shed E	36,000 Square Feet	Transit Shed G	152,000 Square Feet	<p>DESCRIPTION PORT FACILITIES AND SPECIFICATIONS (C)</p>	<p>850</p>
Transit Shed B	200,000 Square Feet							
Transit Shed E	36,000 Square Feet							
Transit Shed G	152,000 Square Feet							

TERMINAL TARIFF NO 010

	Page
<i>Access Agreements - Definition</i>	4
<i>Access Agreements with Cruise Lines, Administrative Fee—Miscellaneous Charges</i>	39
<i>Anchorage - Rentals and Leases General Information</i>	45 54
<i>Anchorage/Obstruction Turning Basins and Channels - Rules and Regulations for Vessels</i>	12 14
<i>Appeals - General Rules & Regulations</i>	6 5
<i>Application of Tariff - General Rules & Regulations</i>	6 5
<i>Berth Application - Rules and Regulations for Vessels</i>	13 15
<i>Berth Assignment - Definition</i>	1
<i>Berth Assignment - Rules and Regulations for Vessels</i>	13 15
<i>Berth Change - Rules and Regulations for Vessels</i>	13 16
<i>Berth Day - Definition</i>	1
<i>Berthing Unauthorized - Rules and Regulations for Vessels</i>	13 16
<i>Board Foot - Definition</i>	1
<i>Boat Cradle Removal - Rules and Regulations for Wharves</i>	16 18
<i>Cargo, Abandoned- General Rules & Regulations</i>	8 7
<i>Cargo Statements and Vessel Reports - General Rules & Regulations</i>	8 7
<i>Characteristics - Container Gantry Facility</i>	30 31
<i>Checking - Definition</i>	1
<i>Cleaning Facilities - Container Gantry Facility</i>	32
<i>Cleanliness of Premises - Rules and Regulations for Wharves</i>	16 17
<i>Consent to Terms of Tariff - General Rules & Regulations</i>	6 5
<i>County - Definition</i>	1
<i>County Commission - Definition</i>	1
<i>County Mayor - Definition</i>	1
<i>Crane Condition - Container Crane Facility</i>	31 32
<i>Crane Rates - Container Crane Facility</i>	29 30
<i>Damage to Facilities - Rules and Regulations for Wharves</i>	16 18
<i>Damages Sustained to Crane - Container Crane Facility</i>	31 32
<i>Dangerous Cargo - Definition</i>	1
<i>Dante B Fascell Port of MiamiDade - Definition</i>	3
<i>Definitions</i>	1, 2, 3, 4, 5
<i>Description—General Information</i>	46,47,48
<i>Disclaimer for Loss or Damage - General Rules & Regulations</i>	7 6
<i>Dock Parking Permit Fee, Special - Miscellaneous Charges</i>	42 52
<i>Dockage</i>	19 21
<i>Dockage - Basis of Charge</i>	19 21
<i>Dockage - Berthing for Clearance</i>	21 23
<i>Dockage - Definition</i>	1
<i>Dockage - Duration of</i>	19 21
<i>Dockage - Minimum Charge</i>	21 23
<i>Dockage - Unauthorized Berthing</i>	19 21

Dockage Charges – Cultural, Educational, Charitable Events	<u>19 21</u>
Dockage Charges, Except Government/Ocean Research Vessels	<u>20 22</u>

~~3rd~~ 4th REVISED

INDEX

OCTOBER 1, ~~2015~~ 2016

TERMINAL TARIFF NO 010

	Page
Dockage Charges – Historical, Heritage Vessels	24 23
Dockage Charges – Miami-Dade County Agencies	24 23
Dockage Charges, Military Vessels	24 23
Dockage Charges, Ocean Research Vessels	24 23
Dockage Charges, Small Vessels Berthing at Terminal J	20 22
Dockage Rates – Tugs	19 21
Dockage Rates – Vessel Wet Docking	24 23
Electric Current for Refrigerated Units Charge – <i>Miscellaneous Charges</i>	38 41
Emergencies – <i>Rules and Regulations for Wharves</i>	16 18
Facility Security Plan (FSP) - <i>Definition</i>	1
Fiscal Year - <i>Definition</i>	1
Fisher Island Turning Basin – <i>Rentals and Leases</i>	44 53
Fisherman’s Channel – <i>General Information</i>	43 53
Foreign Trade Zone	37A 40
Free Time, Computation of – <i>Wharf Demurrage/Terminal Storage</i>	26 27
Free Time – <i>Definition</i>	1
Free Time Allowance – <i>Wharf Demurrage/Terminal Storage</i>	26 27
Fresh Water Charge – <i>Miscellaneous Charges</i>	38 41
Fresh Water Unit Connection Replacement – <i>Miscellaneous Charges</i>	38 41
Fumigation Charge – <i>Miscellaneous Charges</i>	38 41
General Information	43 53
Handling – <i>Definition</i>	1 2
Harbor Fee – <i>Miscellaneous Charges</i>	39 42
Hazardous Materials – <i>Rules and Regulations for Wharves</i>	17 18
Heavy Lift – <i>Definition</i>	2
Heavy Lift Charges – <i>Container Gantry Facility</i>	30 32
Holidays, Port Legal– <i>Definition</i>	2
Indemnification – <i>General Rules & Regulations</i>	11 10
Inside – <i>Rentals and Leases</i>	37 39
Insurance – <i>Container Gantry Facility</i>	34 32
Insurance – <i>General Rules & Regulations</i>	11
Intracoastal Waterway – <i>Rentals and Leases</i>	44 54
Late Documentation Service Fee – <i>General Rules & Regulations</i>	8 7
Lease Documents Late Fee – <i>Rentals and Leases</i>	37 39
Lease Environmental Protection and Indemnities – <i>Rentals and Leases</i>	37 39
Lease Permits and Licenses – <i>Rentals and Leases</i>	37 39
Leasing – <i>Rules and Regulations for Wharves</i>	15 17
Lights at Night – <i>Rules and Regulations for Vessels</i>	12 14
Loading and Unloading – <i>Definition</i>	2
Loitering on Port Property – <i>Rules and Regulations for Wharves</i>	17 19
Main Channel – <i>Rentals and Leases</i>	43 53
Main Turning Basin – <i>Rentals and Leases</i>	44 53
Man Overboard – <i>Rules and Regulations for Vessels</i>	14 16
Miami Harbor – <i>Rentals and Leases</i>	43 53

Miami River – <i>General Information</i>	44 <u>53</u>
--	--------------

3rd <u>4th</u> REVISED	INDEX	OCTOBER 1, 2015 <u>2016</u>
TERMINAL TARIFF NO 010		

	Page
Miscellaneous Charges	<u>38 41</u>
Multi-Day Cruise Parking Revenue, <i>Definitions</i>	3
Non-Operating Port – <i>Definition</i>	2
Non-Shipment by Water – <i>Wharf Demurrage/Terminal Storage</i>	<u>26 27</u>
Notice of Violation - <i>Definition</i>	2
Open Ground Leases – <i>Rentals and Leases</i>	<u>37 38</u>
Operator – <i>Definition</i>	2
Other – <i>Rentals and Leases</i>	<u>37 39</u>
Passenger, Domestic – <i>Definition</i>	2
Passenger, Foreign – <i>Definition</i>	2
Payment Guarantee – <i>General Rules & Regulations</i>	<u>11 10</u>
Payment of Bills – <i>Container Gantry Facility</i>	<u>30 31</u>
Payment of Bills – <i>General Rules & Regulations</i>	<u>9 8</u>
Permit Fees, Annual – <i>Miscellaneous Charges</i>	<u>41,41A, 41B,</u> <u>42 44-52</u>
Person – <i>Definition</i>	3
Placement Goods Not to be Bailment – <i>General Rules & Regulations</i>	<u>8 7</u>
Point of Rest – <i>Definition</i>	3
Pollution of Air and Water – <i>Rules and Regulations for Vessels</i>	<u>12 14</u>
Port Director – <i>Definition</i>	3
<u>Port Facilities and Specifications, General Information</u>	<u>54-56</u>
Port Terminal – <i>Definition</i>	<u>4 3</u>
Pronouns – <i>Definition</i>	3
Qualifying Container - <i>Definition</i>	<u>4 3</u>
Records, Access to– <i>General Rules & Regulations</i>	<u>11 10</u>
Rental of Space – <i>Rentals and Leases</i>	33- <u>37,34,35,35A</u>
Rentals and Leases	33
Restacking Facility Fee – <i>Miscellaneous Charges</i>	<u>38 41</u>
Restrictions and Limitations, General – <i>General Rules & Regulations</i>	<u>7 6</u>
Returned Check Service Fee – <i>Miscellaneous Charges</i>	<u>40 13</u>
Rules and Regulations for Container Gantry Crane – <i>Container Crane Facility</i>	<u>28 29</u>
Rules and Regulations for Vessels	<u>12 14</u>
Rules and Regulations for Wharves	<u>15 17</u>
Rules and Regulations, General	<u>6 5</u>
Seaport Department – <i>Definition</i>	<u>4 3</u>
Security – <i>Rules and Regulations for Wharves</i>	<u>18 20</u>
Ship Agent – <i>Definition</i>	<u>4 3</u>
Signs – <i>Rules and Regulations for Wharves</i>	<u>17 19</u>
Small Boat – <i>Definition</i>	4

Small Passenger Vessel – <i>Definition</i>	4
Smoking – <i>Rules and Regulations for Wharves</i>	17 19
Solicitation – <i>Rules and Regulations for Wharves</i>	17 19

3rd ~~4~~th REVISED**INDEX****OCTOBER 1, ~~2015~~ 2016**

TERMINAL TARIFF NO 010

	Page
Speed – Rules and Regulations for Vessels	<u>12 15</u>
Storage Charges, Minimum – Wharf Demurrage/Terminal Storage	<u>27 28</u>
Tariff – Definition	4
Tariff Publication – Definition	4
Temporary and/or Mobile Office Structures – Rentals and Leases	<u>36 37</u>
Temporary Emergency Changes to Tariff – <i>General Rules & Regulations</i>	<u>40 9</u>
Terminal Storage – <i>Definition</i>	4
Terminal Storage Charges – <i>Wharf Demurrage/Terminal Storage</i>	<u>27 28</u>
Third Party Contracts – <i>Rules and Regulations for Wharves</i>	<u>15 17</u>
Tide and Tidal Currents – <i>Rentals and Leases</i>	<u>45 54</u>
Usage – <i>Definition</i>	<u>5 4</u>
Vehicle Examination Facility Charge – <i>Miscellaneous Charges</i>	<u>40 42</u>
Vehicle Parking at the Port – <i>Miscellaneous Charges</i>	<u>40 43</u>
Vehicles – <i>Rules and Regulations for Wharves</i>	<u>18 19</u>
Vessel – <i>Definition</i>	<u>5 4</u>
Vessel Fire Notification – <i>Rules and Regulations for Vessels</i>	<u>14 16</u>
Vessel to be Continuously Worked – <i>Rules and Regulations for Vessels</i>	<u>14 16</u>
Volume Incentive – <i>General Rules and Regulations</i>	<u>9 11</u>
Wharf Demurrage – <i>Definition</i>	<u>5 4</u>
Wharf Demurrage Charges – <i>Wharf Demurrage and Terminal Storage</i>	<u>26 27</u>
Wharf Obstruction – <i>Rules and Regulations for Wharves</i>	<u>18 20</u>
Wharfage	<u>22 24</u>
Wharfage – Calculation of Cargo Tonnage	<u>22 24</u>
Wharfage – Cargo Charges	<u>22 24</u>
Wharfage – Passenger Charges except small passenger vessels at Terminal J	<u>24 25</u>
Wharfage – Passenger Charges for small passenger vessels at Terminal J	<u>23 25</u>
Wharfage – Ship’s Stores	<u>22 24</u>
Wharfage – Transshipments	<u>25 26</u>
Wharfage, Cargo – <i>Definition</i>	<u>5 4</u>
Wharfage, Passenger – <i>Definition</i>	<u>5 4</u>

~~3rd~~ 4th REVISED

INDEX

OCTOBER 1, ~~2015~~ 2016

I.O. No.: 4-51
Ordered: ~~09/30/2015~~
Effective: ~~10/01/2015~~

MIAMI-DADE COUNTY
IMPLEMENTING ORDER

ANIMAL SERVICES DEPARTMENT FEES

AUTHORITY:

The Miami-Dade County Home Rule Charter, including, among others, Section 1.01 and 2.02A, and Sections 5-5, 5-7, 5-8, 5-13, 5-14, 5-18, and 5-23 of the Code of Miami-Dade County.

SUPERSEDES:

This Implementing Order (IO) supersedes IO 4-51, ordered September 1~~98~~, 201~~34~~, and effective October 1, 201~~34~~.

POLICY:

This Implementing Order establishes a schedule of fees for rabies vaccination, animal registration and license tags, adoption, impound/redemption charges, veterinary services, licenses, refundable deposits, hearing fees, expert witness fees, euthanasia, ~~and~~ microchipping, and other services.

FEE SCHEDULE:

The fee schedule adopted by this Implementing Order is attached hereto and made a part hereof. The official fee schedule is also filed with and subject to the approval of the Board of County Commissioners and on file with the Clerk thereof. Fees that are charged by the Animal Services Department shall be the same as those listed in the official fee schedule on file with the Clerk of the County Commission.

This Implementing Order is hereby submitted to the Board of County Commissioners of Miami-Dade County, Florida.

Approved by the County Attorney as
to form and legal sufficiency _____

ANIMAL SERVICES DEPARTMENT FEE SCHEDULE

The Miami-Dade County Animal Services Department shall charge and collect fees for the items and rates listed in the following schedule:

Service	Fee
License Tag	
➤ Intact – Dog 12 months old or more	\$55.00
➤ Sterilized – Dog 12 months old or more	\$27.00
➤ Junior Tag – Dog between 4 months old and 12 months old	\$25.00
➤ Puppy Tag – Dog less than 4 months old	No Charge
➤ Intact Dog - Indigent Owner Low Income – (note 1)	\$10.00
➤ Sterilized Dog - Indigent Owner Low Income – (note 1)	\$5.00
➤ Intact – Cat (VOLUNTARY)	\$10.00
➤ Sterilized – Cat (VOLUNTARY)	\$5.00
➤ Intact – Cat (VOLUNTARY) – Indigent Owner Low Income (note 1)	\$5.00
➤ Sterilized – Cat (VOLUNTARY) – Indigent Owner Low Income (note 1)	\$3.00
➤ Replacement Tag	\$5.00
➤ Service Animal/Working Police Dog	No Charge
➤ 3-Year License (note 2)	3x above fees
Impoundments (note 3)	
➤ Redemption/Sterilized Dogs	\$50.00
➤ Redemption/Intact Dogs	\$100.00
➤ Redemption/Sterilized Dogs – Indigent Owner Low Income (note 1)	\$25.00
➤ Redemption/Intact Dogs – Indigent Owner Low Income (note 1) w/o Services	\$75.00
➤ Dogs: Subsequent Impoundment within 12 months/sterilized	\$75.00
➤ Dogs: Subsequent Impoundment within 12 months/intact	\$125.00
➤ Dogs: Subsequent Impoundment within 12 months/sterilized – Indigent Owner Low Income (note 1)	\$50.00
➤ Dogs: Subsequent Impoundment within 12 months/intact – Indigent owner Low Income (note 1)	\$100.00
➤ Animal Care Fee/Dogs (includes day of impoundment)	\$10.00/day
➤ Redemption/Sterilized Cats	\$30.00
➤ Redemption/Intact Cats	\$50.00
➤ Cats: Subsequent Impoundment within 12 months/sterilized	\$60.00
➤ Cats: Subsequent Impoundment within 12 months/intact	\$85.00
➤ Animal Care Fee/Cats (including day of impoundment)	\$5.00/day
Microchip Service (General Public)	
➤ Microchip Implant	\$15.00
Surrender Dog/Cat	
➤ Surrender Fee	No Charge \$10.00
➤ Euthanasia & Disposal (25 lbs and under)	\$25.00
➤ Euthanasia & Disposal (26 lbs to 50 lbs)	\$30.00
➤ Euthanasia & Disposal (51 lbs and over)	\$40.00
➤ Disposal Service Only (25 lbs and under)	\$10.00
➤ Disposal Service Only (26 lbs to 50 lbs)	\$15.00
➤ Disposal Service Only (51 lbs and over)	\$20.00

Rabies Inoculation/ Vaccines

➤ <u>Indigent Owner-Low Income</u> (note 1)	\$ 5.00
➤ General Public	\$15.00
➤ FHRPC	\$15.00
➤ Bordetella	\$15.00
➤ DHPP	\$15.00
➤ <u>Low Income Cost Vaccine Package (Canine) (notes 1, 4-6)</u>	\$25.00
➤ <u>Vaccine-X Package (Canine) (note 4a)</u>	<u>\$20.00</u>
➤ Vaccine Package (Canine) (note 46)	\$35.00
➤ Vaccine Package (Feline) (note 57)	\$20.00

Other Package Services

➤ Low <u>Income Cost</u> -Full Service Package (Canine) (notes 1, 68)	\$40.00
➤ Full Service Package (Canine) (note 68)	\$50.00
➤ Full Service Package (Canine) (note 79)	\$35.00
➤ <u>Low Income Cost-Special Service Package (Canine) (notes 1, 8)</u>	<u>\$70.00</u>
➤ Special Service Package (Canine) (note 849)	\$80.00
➤ Special Service Package (Feline) (note 944)	\$50.00

Registrations

➤ Dangerous Dog Annual Registration Fee	\$125.00
➤ Dangerous Dog Life Registration (non-transferrable)	\$500.00
➤ Guard Dog Registration Fee/Dog	\$125.00

Spay/Neuter Fees

➤ Cats: Spay/Neuter Surgery Co-Payment	\$15.00
➤ Dogs: Spay/Neuter Surgery Co-Payment	\$30.00
➤ Special Events Spay/Neuter Surgeries	No Charge

Adoptions and Return to Owner (RTO) Services

➤ <u>Adoptions - Dogs</u>	<u>_____</u> \$65.00*
➤ <u>Adoptions - Puppies</u>	<u>_____</u> \$75.00*
➤ Cats/Kittens	\$35.00*
➤ 2 for 1 Cat/Kitten Adoption	\$35.00*
➤ Adoptions (Specials Events Only)	No Charge
➤ <u>Dog Obedience Class</u>	<u>_____</u> \$35.00
➤ <u>Additional Medical Testing</u>	<u>_____</u> Cost + 10%
➤ <u>Return to Owner – Dogs</u>	<u>_____</u> \$65.00**
➤ <u>Return to Owner – Puppies</u>	<u>_____</u> \$75.00**
➤ <u>Return to Owner – Cats/Kittens</u>	<u>_____</u> \$35.00**

(*includes microchip, vaccines, license, and spay/neuter service; does not include license for non-county residents)

(**includes microchip, vaccines, and spay/neuter service)

Rescue Group Adoptions

➤ Dog (2 months +)	\$30.00**
➤ Dog – Mom w/ Litter	\$25.00**
➤ Puppy Litter (8 weeks and under) non-refundable	\$20.00
➤ Cats/Kittens (2 months +)	\$15.00**
➤ 2 for 1 Cat/Kittens	\$15.00**
➤ Cats – Mom w/Litter	\$15.00**
➤ Kitten Litter (8 weeks and under) non-refundable	\$15.00
➤ Cat Network Partnership: Transfer of Cats/Kittens	No Charge
➤ <u>Transport Fee</u>	<u>_____</u> \$45.00

➤ Relocation Fee \$20.00

(**includes microchip, vaccines, and spay/neuter service)

Licenses (Annual Fees)

➤ Kennel	\$400.00
➤ Hobby Breeder (annual fee) (note <u>410</u>)	\$150.00
➤ Pet Dealer((Animal Sales less than 30/year)	\$500.00
➤ Pet Dealer (Animal Sales less than 50/year)	\$600.00
➤ Pet Dealer (Animal Sales less than 75/year)	\$700.00
➤ Pet Dealer (Animal Sales less than 100/year)	\$800.00
➤ Pet Dealer (Animal Sales more than 100/yr)	\$1,000.00
➤ Pet Dealer Permit Late Fee	\$30.00
➤ Pet Care Grooming Center	\$400.00
➤ Mobile Grooming Center	\$225.00

Deposits (note 115)

➤ Cat Traps Deposits (refundable)	\$50.00
➤ <u>Spay/Neuter Deposits (refundable)</u>	\$50.00

Large Animals

➤ Confiscations/At Large Cases: Legal Advertisements	Actual Cost +20%
➤ Medical Care	Actual Cost +20%
➤ Euthanasia	Actual Cost +20%
➤ Disposal	Actual Cost +20%
➤ Care & Feeding	\$22.00/day
➤ Transportation	\$225.00
➤ Impoundment Fee	\$50.00

Lien Processing

➤ Processing Fee	\$500.00
➤ Lien Search (1 unit/folio)	\$30.00
➤ Lien Search (applies to multiple units under one folio)	\$30 plus \$10/unit
➤ Lien Recording	\$50.00
➤ Lien Settlement Agreement	\$75.00
➤ Lien Cancellation	\$50.00
➤ Case / Lien Search Fee	\$125.00

Hearings/Case Proceedings

➤ Criminal/Civil Case Processing Recovery Fees	\$250.00
➤ Hearing Adm. Fee (applies to <u>other Rabies/License</u> Ch. 5 Civil Violations)	<u>\$50.00</u>
➤ <u>Hearing Adm. Fee (applies to other Ch. 5 Civil Violations)</u>	\$125.00
➤ <u>Pathology Services: Projectile Retrieval (per animal)</u>	<u>\$250.00</u>
➤ <u>Pathology Services: Necropsy (per animal)</u>	<u>\$1,000.00</u>

Expert Witness Fees (note 12):

Chief of Veterinary Services and Veterinarian:

➤ <u>Court Time, Deposition Time, Conference and Phone Conference Time (note 13)</u>	<u>\$75/hr or \$1,000/day</u>
➤ <u>Review of Records & Preparation Time</u>	<u>\$75/hr</u>
➤ <u>Wait or Travel Time to Testify in Court or Deposition (up to one-hour, thereafter at "Court Time Rate)</u>	<u>\$75/hr</u>

Other Professional Staff (Investigators, Technicians, Supervisors):

➤ <u>Court Time, Deposition Time, Conference and Phone Conference Time (note 13)</u>	<u>\$50/hr or \$500/day</u>
➤ <u>Review of Records & Preparation Time</u>	<u>\$50/hr</u>
➤ <u>Wait or Travel Time to Testify in Court or Deposition (up to one-hour, thereafter at "Court Time Rate")</u>	<u>\$50/hr</u>

Miscellaneous Fees:

➤ Trapper Service: Disposal/Surrender Fee	\$5.00
➤ Photographs/Color Copies	\$2.00
➤ Notary Fee	\$10.00
➤ Leashes	\$1.00
➤ Pet Carrier	\$4.00
➤ Field Visit/ Bite Report	\$15.00
➤ <u>Dog Obedience Class</u>	<u>\$35.00</u>
➤ <u>Additional Medical Testing</u>	<u>Cost + 10%</u>

The Department Director or designee of the Animal Services Department shall have the authority to issue refunds of charges for adoption, medical, or impoundment services rendered under this Implementing Order, as may be required due to uncertainties or negative outcomes associated with those services. -In addition, the Department Director or designee of the Animal Services Department shall have the authority to adjust or waive fees for services enumerated by this Implementing Order in the following circumstances: (1) as part of a promotional/marketing event; (2) for services provided to the homeless population; (3) for the purpose of negotiating for services rendered on behalf of large groups; or (4) on a case-by-case basis deemed to be in the best interest of the Department's goal of reducing the stray pet population, and, which would not adversely or materially impact the Department's annual budget.

~~The Department Director or designee of the Animal Services Department shall have the authority to make refunds of adoption as required due to uncertainties in such transactions or waive fees as part of a promotional/marketing event~~

Note 1: ~~Indigent-Low income~~ owner is a Miami-Dade County resident, at least 18 years old, receiving public assistance (i.e. Food Stamps, Medicaid, Supplemental Security Income, Temporary Assistance for Needy Families (TANF), Jackson Memorial ~~Indigent-Low Income~~ Medical Program). Pet owner shall provide letter (original copy) establishing federal/state benefits and period of eligibility to qualify for reduced fees as an ~~indigent-low income~~ owner. Discount applies only to annual license and vaccine.

Note 2: ~~-~~Requires evidence that vaccination is valid for 3-years. Three (3) year license fee shall not be pro-rated or refunded.

Note 3: ~~-In lieu of paying impoundment and animal care fees, o~~Owners redeeming impounded animals may choose "Return to Owner Services", ~~-which may include all or -only some of the services typically offered as part of an adoption package, depending on the needs of the particular animal.-~~ (see "Adoption" fees), which includes microchip, vaccines, license, and spay/neuter service, in lieu of paying impoundment and animal care fees.

Note 4: ~~Hobby Breeders who were validly registered prior to February 21, 2008, shall be required to annually renew their hobby breeder licenses, but will be exempted from paying any additional fees for their hobby breeder licenses. However, failure to annually renew their license will result in forfeiture of fee exemption.~~

Note 5: ~~Refundable deposits shall be maintained in the Animal Services Trust Fund as established by Resolution No. R-575-07, as may be amended from time to time.~~

Note 64: ——— Package includes Rabies, Bordetella, and DHPP vaccines

Note 4(a): -Package includes Bordetella and DHPP vaccine

Note 7 5: — Package includes Rabies and FHRCPV vaccines

Note 8 6: ——— Package includes Rabies, Bordetella, DHPP vaccines and Microchip

Note 9 7: — Package includes Rabies and FHRCPV vaccines and Microchip

Note 108: Package includes Rabies, Bordetella, DHPP vaccines, Microchip and Spay/Neuter Surgery

Note 119: Package includes Rabies and FHRCPV vaccines, Microchip and Spay/Neuter Surgery

Note 10: Hobby Breeders who were validly registered prior to February 21, 2008, shall be required to annually renew their hobby breeder licenses, but will be exempted from paying any additional fees for their hobby breeder licenses. However, failure to annually renew their license will result in forfeiture of fee exemption.

Note 11: Refundable deposits shall be maintained in the Animal Services Trust Fund as established by Resolution No. R-575-07, as may be amended from time to time.

Note 12: Fees for expert testimony services. Hourly rates are billable to the nearest quarter of an hour.

I.O. No.: IO 4-56
Ordered: ~~1/20/2016~~
Effective: ~~1/30/2016~~

MIAMI-DADE COUNTY
 IMPLEMENTING ORDER

SCHEDULE OF FEES AND TOLLS FOR THE VENETIAN CAUSEWAY

AUTHORITY:

Section 1.01 of the Miami-Dade County Home Rule Amendment and Charter, and Section 125.01(1) (m) of the Florida Statutes

SUPERSEDES:

This Implementing Order supersedes Implementing Order 4-56 ordered on ~~September 19, 2013~~ January 20, 2016 via R-~~950-1344-16~~, and effective ~~October 1, 2013~~ January 30, 2016.

POLICY:

This Implementing Order establishes the schedule of fees for Per Trip SunPass charges, Commuter Plan, Venetian Property Owner Administrative Fees, Toll-By-Plate per Trip Fees, and Toll-By-Plate Monthly Invoice Fees.

PROCEDURE:

The administration of this Implementing Order is designated to the Director, Miami-Dade County ~~Public Works and Waste Management Department~~ Parks, Recreation and Open Spaces, who shall be responsible for the collection of tolls and fees, and the maintenance and operation of the Causeway. The Director shall periodically review all fees in terms of the Causeway's maintenance and operational costs, other financial obligations, and capital improvement needs, as well as recommend changes to the County Mayor through this Implementing Order procedure.

FEE SCHEDULE:

The fee schedules adopted by this Implementing Order are attached hereto and made a part hereof, and are on file with the Clerk of the Board of County Commissioners. Fees charged by the ~~Public Works and Waste Management~~ Parks, Recreation and Open Spaces Department shall be the same as those listed in the official fee schedule on file with the Clerk of the Board of County Commissioners.

This Implementing Order is hereby submitted to the Board of County Commissioners of Miami Dade County, Florida.

Approved by the County Attorney as
 to form and legal sufficiency _____

VENETIAN CAUSEWAY

SCHEDULE OF FEES PER TRIP TOLL FEES SUNPASS / AND TOLL-BY- PLATE

Vehicle	Sunpass	Toll-by-Plate
2 axle	\$1.75	\$2.25
3 axle	\$2.65	\$3.40
4 axle	\$3.50	\$4.50
5 axle	\$4.40	\$5.65
	+\$0.75/additional	

Toll-By-Plate Monthly Invoice Fee \$2.50

Causeway Plans valid from October 1 – September 30 of the following year

Property Owner Administrative Fee \$0.00/year
 (Available only to Venetian Island Property Owners, Spouse and Minor Children)

Commuter Plan Fee \$90.00 /year
 (Available only to those employed or renting property on one of the six (6) Venetian Islands or residents of the Sunset Harbour neighborhood in the City of Miami Beach in accordance with Resolution R-1079-14 which is situated between the waterway immediately north of 20th Street to North Alton Road and Sunset Drive to East, Venetian Way and Dade Boulevard to the South and Biscayne Bay to the West.)

I.O. No: 4-63
Ordered: 9/17/22/156
Effective: 10/1/156

MIAMI-DADE COUNTY
 IMPLEMENTING ORDER

FEE SCHEDULE FOR REGULATORY AND ECONOMIC RESOURCES DEPARTMENT
 (Building and Neighborhood Compliance)

AUTHORITY:

Ordinance No. 76-70, Section 4.02 of the Miami-Dade County Home Rule Amendment and Charter; Sections 1.01, 2.02A, 2-1324, 8-2, 8-5, 8-6.1, and 10-15, 8CC-6 and 8CC-7 of the Code of Miami-Dade County; and Article LXXI of Chapter 2 of the Code of Miami-Dade County; and Chapters 8, 10, 17, 17A, 17B, 19, 21, 30, and 33 of the Code of Miami-Dade County; Administrative Order Nos. 2-5, 4-115 and 4-120; Section 108 of the Florida Building Code; Section 553.80 of the Florida Statutes.

SUPERSEDES:

This Implementing Order supersedes ~~Administrative~~ Implementing Order 4-63A ordered September ~~19~~17, 20135 and effective October 1, 20135.

POLICY:

A policy of fees covering the cost of providing Building and Neighborhood Compliance services shall be established and no application, permit, certificate or receipt shall be issued until the appropriate fee is paid.

PROCEDURE:

The responsibility for this Implementing Order is assigned to the Director, Miami-Dade County Regulatory and Economic Resources Department who shall be responsible for the collection of fees and the delivery of required services pursuant to all of the code chapters listed above under section "Authority." Each two years or earlier, if need be, the Director shall review all fees in terms of their cost and recommend necessary changes to the County Mayor.

FEE SCHEDULE:

The fee schedule adopted by this Implementing Order has been presented and is considered a part hereof. In accordance with Section 2-3 of the Code of Miami-Dade County, this official Fee Schedule is also filed with the Clerk of the Board of County Commissioners. Fees which are charged by Building and Neighborhood Compliance shall be the same as those listed in the official Fee Schedule on file with the Clerk of the County Commission.

This Implementing Order is hereby submitted to the Board of County Commissioners of Miami-Dade County, Florida.

Approved by the County Attorney as
 to form and legal sufficiency _____

MIAMI-DADE COUNTY



REGULATORY AND ECONOMIC RESOURCES DEPARTMENT

Building and Neighborhood Compliance

FEE SCHEDULE

Effective: October 1, 20156

MIAMI-DADE COUNTY
REGULATORY AND ECONOMIC RESOURCES

INDEX

		<u>Page</u>
I.	<u>Building Permitting Fees</u>	
A.	General Information on Special Fees	3-7
B.	Building Permit Fees	7-13
C.	Plumbing Permit Fees	13-15
D.	Electrical Permit Fees	15-19
E.	Mechanical Permit Fees	19-20
F.	Boilers and Pressure Vessels	20
G.	Cost of Publications and Records	20-21
H.	Annual Facility Permit Fees	21
I.	40 Year Recertification Fees	22
J.	Structural Glazing Systems Recertification Fees	22
K.	Enforcement Fees	22
L.	Certificate of Occupancy and Certificate of Completion	22
II.	<u>Neighborhood Compliance Fees</u>	
A.	Case Processing Recovery Fees	23
B.	Code of Miami-Dade County-Chapters 17, 17A, and 17B	23
C.	Surveys by County Department	23
D.	Returned check Charges	23
E.	Interest	23
F.	Special Projects	23
G.	Foreclosure Registry Fee	23
III.	<u>Lien Fees</u>	
A.	Lien Settlement/Collection Processing Fees	24
IV.	<u>Boards and Building Code Administration Fees</u>	
A.	General Fees	24
B.	Product Control Fees	24-25
C.	Contractor, Qualifying Agent, Master, Journeyman, Installer, Maintenance Personnel Applications Fees, and Board Fees	25-27
D.	Copies of Records	27
E.	Assessment of Code Administration Fee	27-28

I. BUILDING PERMITTING FEES:

A. GENERAL INFORMATION ON SPECIAL FEES

1. DOUBLE FEES

When work for which a permit is required is commenced prior to obtaining a permit, the permit applicant will be required to pay an additional fee of one hundred percent 100% of the usual permit fee in addition to the required permit fee established herein. The payment of the required fee shall not relieve the applicant of other penalties established by law. The double fee requirements shall be applicable to all divisions of the Construction, Permitting, and Building Code Service Area of the Miami-Dade County Regulatory and Economic Resources Department or Building and Neighborhood Compliance.

2. ADDITIONAL INSPECTION FEES

The building permit fee entitles the permit holder to an initial and follow-up inspection for each type of mandatory inspection. All work shall be inspected and deficiencies shall be noted by the building inspector. When the work to be inspected is only partially complete, the inspection shall be performed on those portions of the work completed, provided that compliance with the applicable Building Code(s) may be determined with respect to those portions. A permit holder shall pay a fee of \$71.55 for each additional inspection required to assure compliance with the applicable Building Code(s) beyond the initial and one follow-up inspection. All additional inspection fees shall be paid by any method acceptable to the Miami-Dade County Regulatory and Economic Resources Department (RER or Department).

71.55

3. LOST, REVISED AND REWORKED PLANS FEE

- a) LOST PLANS: When plans are lost by the owner or contractor, a fee will be assessed in the amount of thirty percent 30% of original Building Permit fee; but not less than:

Single Family Residence or Duplex

71.55

All others

128.80

- b) REVISED PLANS PROCESSING FEE

- 1) Plan revisions shall be subject to a fee at the rate of \$1.25 per minute of time for each review that takes longer than 5 minutes.

REWORKS: The building permit fee entitles the applicant to an initial plan review and one follow-up review per discipline. A re-work fee shall be charged for each additional follow-up plan review.

106.59

- c) LOST PERMIT CARD FEE: A replacement fee shall be charged for the loss of a Permit Inspection Record Card after a permit has been issued. 31.25
- d) Records of inspection results in excess of five (5) pages. 1.25

4. REFUNDS, TIME LIMITATION, CANCELLATIONS

The fees charged pursuant to this schedule, provided the same are for a permit required by the applicable Building Code(s), and Chapter eight (8) of the Code of Miami-Dade County, may be refunded by Building and Neighborhood Compliance subject to the following:

- a) No refunds shall be made on requests involving:
- 1) permit fees of \$130.00 or less; or
 - 2) permits revoked by the Building Official under authority granted by the applicable Building Code(s), and Chapter eight (8) of the Code of Miami-Dade County; or permits cancelled by court order, or conditional permits; or permits which have expired; or
 - 3) permits under which work has commenced as evidenced by any recorded inspection having been made by Building and Neighborhood Compliance; or
 - 4) the original permit holder when there is a change of contractor
- b) A full refund less \$130.00 or fifty percent (50%) of the permit fee, whichever is greater, rounded to the nearest dollar, shall be granted to a permit holder who requests a refund provided:
- 1) that Building and Neighborhood Compliance receives a written request from the permit holder prior to the permit expiration date; and
 - 2) that the permit holder submits with such request the applicant's validated copy of such permit; and
 - 3) that no work has commenced under such permit as evidenced by any recorded inspection or field verification.
- c) Where there is a change of contractor or qualifier involving a permit, the second permit holder shall pay a fee to cover the cost of transferring the data from the original permit to the second permit. Except when the original permit has expired or the original permit fee is less than established in this section in which case the full permit fee is charged. 107.34
- d) Where a permit has become null and void pursuant to the applicable Building Code(s), a credit of fifty percent (50%) of the permit fee shall be applied to any re-application fee for a permit covering the same project and involving the same plans, provided that the complete re-application is made within six (6) months of the expiration date of the original permit, and provided that no refund had been made as provided in this Section.

- e) Cancellation of Expired Permits
Per review and/or required inspection 72.00
5. GENERAL INFORMATION
- In addition to the fees assessed by Building and Neighborhood Compliance, the permit fee includes other fees assessed by other service areas, agencies, and/or Departments involved in the permitting process, including but not limited to the State of Florida, the Miami-Dade Fire Rescue Department; Public Works and Waste Management Department; Water and Sewer Department; and the Environmental Resources Management and Development Services areas of RER.
6. INSPECTIONS REQUIRING OVERTIME
- Charges for construction inspections, which are requested in advance and which require that an employee work overtime, will be at the following hourly rates:
- | | |
|------------------------------------|--------|
| Overtime Inspections (Regular Day) | 84.38 |
| Inspections performed on a holiday | 112.50 |
7. FEES BASED ON ESTIMATED COST – DOCUMENTATION REQUIREMENTS
- Building and Neighborhood Compliance may require the permit applicant to submit appropriate documentation as proof of estimated cost of construction used to compute permit fees.
8. MIAMI-DADE COUNTY AVIATION DEPARTMENT IMPROVEMENT PROJECTS
- Building and Neighborhood Compliance will assess a fee on all Miami-Dade County Aviation Department projects based upon direct costs for services provided in accordance with Federal Aviation Administration Authorization Act of 1994 (Public Law 103-105, dated August 23, 1994).
9. UP-FRONT FEE FOR PERMIT SUPPORT FUNCTIONS PERFORMED BY BUILDING AND NEIGHBORHOOD COMPLIANCE FOR PERMIT TYPES REQUIRED BY OTHER SERVICE AREAS OR COUNTY DEPARTMENTS
- | | |
|--|-------|
| A non-refundable up-front fee will be assessed for acceptance of applications, distribution of plans and document storage on applications for permit required by other service areas or departments but accepted through Building and Neighborhood Compliance. | 25.00 |
|--|-------|
10. REFUND FOR BUILDING PERMITS NOT REQUIRING REWORK
- The permit holder shall be entitled to a fifteen percent 15% refund of the fee for building permits issued for new residential or commercial construction that do not require rework by any required review agencies.

Projects permitted under the Master Model or Cookie Cutter Programs are not eligible for refund. The permit holder is responsible for requesting the refund in writing within 180 days of permit issuance. Failure of the permit holder to request the refund within the stated time period shall constitute a forfeit of the right to refund.

11. OPTIONAL PLAN REVIEW SERVICES

Permit applicants who request an alternate plan review service for an expedited review, to be completed after normal working hours, will be assessed a fee. This fee is equal to the pay supplement established for such service plus appropriate overhead rates. This fee will be paid prior to any plan review being performed.

12. INTEREST CHARGES ON UNPAID AMOUNTS DUE TO BUILDING AND NEIGHBORHOOD COMPLIANCE

Building and Neighborhood Compliance is authorized to impose an interest charge on any and all unpaid amounts which are due the service area. This includes, without limitation, items such as past due boiler fees, 40 year recertification fees, Civil Violation fines and demolition costs. Building and Neighborhood Compliance shall also have the authority to charge interest as part of any settlement agreement or installment payment plan to recover fees, fines or costs as well as outstanding liens.

The interest charged shall be assessed as provided for in applicable County Code provisions or administrative/implementing orders. In all other cases, interests shall be charged from the date the amount was due and payable to the service area computed at the rate of ten percent (10%) per annum. The Department Director or designee shall have the right to waive all or any portion of the interest charge in order to ensure public safety concerns are met.

13. ACTUAL COST FOR PROJECTS OR SERVICES NOT CONTEMPLATED IN CURRENT FEE STRUCTURE

The Director, or designee, has the authority to invoice for reimbursement of actual costs on project(s) or services not contemplated in the current fee structure.

The invoice will consist of actual labor cost, including any and all fringe benefit costs the Department is legally obligated to pay. Additionally, the invoice will include any other indirect cost associated with the actual labor cost, as determined by the Department's Finance Section on a yearly basis.

The Director or his designee will also have the ability to request a deposit amount that is mutually acceptable by the Department and the company or individual that is legally responsible for the project(s) or services requested. The deposit amount shall be used to offset the final invoice project cost; if any amount is remaining, it shall be returned to the party that executed the agreement with the Department. The life span of the project(s) or services requested shall be included in the agreement.

14. ELECTRONIC CONCURRENT PLAN PROCESSING

In order to create a more efficient and effective permitting process, Building and Neighborhood Compliance has established procedures to process plans electronically via a concurrent automated workflow. Building and Neighborhood Compliance requests that applicants submit plans in an electronic format (PDF) on a CD-Rom. If the applicant chooses to submit paper plans, the Director, or his designee has the authority to invoice for reimbursement of the conversion of construction documents submitted to an electronic format.

15. EXCESSIVE REJECTION OF PLANS (Applicable to all trades)

Florida Statue 553.80 Enforcement

“Section 2(b) – With respect to evaluation of design professionals’ documents, if a local government finds it necessary, in order to enforce compliance with the Florida Building Code and issue a permit, to reject design documents required by the code three or more times for failure to correct a code violation specifically and continuously noted in each rejection, including but not limited to, egress, fire protection, structural stability, energy, accessibility, lighting, ventilation, electrical, mechanical, plumbing and gas systems, or other requirements identified by rule of the Florida Building Commission adopted pursuant to Chapter 120, the local government shall impose, each time after the third such review the plans are rejected for that code violation, a fee of four times the amount of the proportion of the permit fee attributed to plans review”.

“Section 2(c) – With respect to inspections, if a local government finds it necessary, in order to enforce compliance with the Florida Building Code, to conduct any inspection after any inspection, after an initial inspection and one subsequent re-inspection of any project or activity for the same code violation specifically and continuously noted in each rejection, including but not limited to egress, fire protection, structural stability, energy, accessibility, lighting, ventilation, electrical, mechanical, plumbing and gas systems, or other requirements identified by rule of the Florida Building Commission adopted pursuant to Chapter 120, the local government shall impose a fee of four times the amount of the fee imposed for the initial inspection or first re-inspection, whichever is greater for each such subsequent re-inspection”.

B. BUILDING PERMIT FEES

Fees listed in Sub-section (B) include only building permit fees and do not include fees for plumbing, electrical, and mechanical fees which are listed in the following sections:

1. "UP-FRONT" PROCESSING FEE

When the building permit application is received for the construction of structures listed below:

"Up-front" fees for New Single Family Residence or Duplex, fees based on each square foot or fractional part thereof; or 0.15

Per dollar in estimated value or fractional part when square footage does not apply 0.02

"Up-front" fees for a building permit application for a commercial project; per 100 square feet or fractional part, or; 5.15

Per \$100.00 of estimated value or fractional part thereof when square footage does not apply 0.85

This processing fee is not refundable, but shall be credited toward the final building permit fee.

2. MINIMUM FEE FOR BUILDING PERMIT

The minimum fee for all building permits is applicable to all items in this section except as otherwise specified. 130.00

This minimum fee does not apply to add-on building permits issued as supplementary to current outstanding permits for the same job.

3. SINGLE FAMILY AND DUPLEX – NEW BUILDINGS, ADDITIONS AND ALTERATIONS

New construction Single Family and Duplex square foot 0.344

Professional Certification program fee 0.101

Prefabricated utility sheds with slab (Maximum 100 square feet of floor area) 130.00

Professional Certification program fee 19.70

Single Family and Duplex – Additions:

0 to 500 square feet in floor area 150.00

501 to 1,000 square feet in floor area 254.75

1,000 square feet and above, per square foot 0.344

Professional Certification Program fee – per square foot 0.241

Alterations or repairs to Single Family Residence or Duplex per \$1.00 of estimated cost or fractional part 0.058

Professional Certification Program Fee 0.016

Maximum Fee 678.36

Single Family and Duplex repairs due to fire damage per \$1.00 of estimated cost or fractional part (copy of construction contract required).	0.071
Professional Certification Program Fee - per square foot	0.021
Minimum Fee	25.88
Maximum Fee	678.36
4. OTHER OCCUPANCY GROUPS – NEW CONSTRUCTION AND ADDITIONS	
Storage & Industrial Use of Group E & F (SFBC), S & I (FBC) occupancies 100 square feet or fractional part of floor area.	10.48
Professional Certification Program Fee	3.16
Shade Houses per 100 square foot or fractional part of floor area	0.40
Professional Certification Program Fee	0.11
Greenhouses & buildings for agricultural uses (non-residential) when located on the premises so used per 100 square feet or fractional part of floor area	6.51
Professional Certification Program Fee	1.96
Mobile Home additions – each 100 square feet or fractional part of floor area	7.89
Professional Certification Program Fee	2.06
Tents:	
Less than 5,000 square feet	130.00
over 5,000 square feet	170.31
Professional Certification Program Fee, 0 - 5,000 square feet	17.29
Professional Certification Program Fee, over 5,000 square feet	51.44
All others, per 100 square feet or fractional part of floor area	11.78
Professional Certification Program Fee	3.55
For structures of unusual size or nature such as arenas, stadiums and water and sewer plants. For each \$1,000 of estimated cost or fraction thereof.	6.25
For Professional Certification Program structures of unusual size or nature such as arenas, stadiums and water and sewer plants. For each \$1,000 of estimated cost or fraction thereof.	3.00

	New construction other than as specified herein: (water towers, pylons, bulk storage-tank foundations, unusual limited-use buildings, marquees, and similar construction).	
	For each \$1,000 of estimated cost or fractional part.	9.64
	Professional Certification Program Fee	2.91
5.	ALTERATIONS AND REPAIRS TO BUILDINGS AND OTHER STRUCTURES [except Single Family Residence and Duplex]	
	For each \$100 of estimated cost or fractional part.	1.41
	Charge for each \$100 of estimated cost or fractional part for Professional Certification Program	0.43
	But no less than	226.13
6.	MOVING BUILDINGS OR OTHER STRUCTURES	
	For each 100 square feet or fractional part thereof (does not include cost of new foundation or repairs to building or structure)	10.03
	Professional Certification Program Fee – Residential and Commercial	2.94
7.	SLABS	
	Residential and Commercial	78.71
	Professional Certification Program Fee – Residential and Commercial	23.06
8.	ROOFING (INCLUDING RE-ROOFING)	
	Roofing shingle and other roof types not listed per square feet of roof coverage including overhangs.	0.10
	Professional Certification Program Fee	0.05
	Roofing tile per square foot of roof coverage including overhangs	0.129
	Professional Certification Program Fee	0.06
	All other occupancies	
	Roofing shingle and other roof types not listed:	
	Per square foot up to 30,000 square feet	0.10
	Each square foot thereafter	0.058
	Professional Certification Program Fee	0.040
	Roofing tile:	
	Per square foot up to 30,000 square feet - Residential	0.129
	Each square foot thereafter - Residential	0.070
	Professional Certification Program Fee	0.051
	Roof Low Slope, per square foot	0.10

9.	FENCES AND/OR WALLS	
	Chainlink:	
	0 – 1,000 linear feet	130.00
	each additional linear foot over 1,000	0.058
	Wood each linear foot	0.70
	Concrete each linear foot	1.30
10.	SWIMMING POOLS, SPAS, AND HOT TUBS	
	Installation of Swimming Pool/Spa (Residential and Commercial)	135.96
	Repair of Swimming Pool/Spa (Residential and Commercial)	130.00
11.	TEMPORARY PLATFORMS AND TEMPORARY BLEACHERS TO BE USED FOR PUBLIC ASSEMBLY	
	For each 100 square feet or fractional part of platform area	5.94
	For each 100 linear feet or fractional part of seats	5.15
12.	DEMOLITION OF BUILDINGS	
	For each structure	171.74
	Professional Certification Program – for each structure	85.88
13.	SHOP DRAWING REVIEW	
	Minimum fee – Commercial and Residential	58.75
	a) Trusses/Steel Structures:	
	First 600 square feet or fractional part	18.25
	Each additional 100 square feet or fractional part	0.93
	First 600 square feet or fractional part for Professional Certification Program	5.51
	Each additional 100 square feet or fractional part for Professional Certification Program	0.28
	b) Precast/Prestress /Tilt Up Walls / Twin Tees / Joists / Composite Slab Systems:	
	(Roof - Floor - Walls) each 1,000 square feet or fractional part	9.31
	Professional Certification Program Fee (Roof-Floor-Walls) each 1,000 square feet or fractional part	2.81
	c) Overhead Doors each	9.31
	Professional Certification Program Fee	2.81

d)	Skylights each	9.31
	Professional Certification Program Fee	2.81
e)	Hand Rails/Stair Rails per linear foot	1.29
	Professional Certification Program Fee	0.39
f)	Storefront/Fixed Glazing:	
	(Under 8 feet high by 4 feet wide) each 100 square foot or part	10.39
	Professional Certification Program Fee – each 100 square feet or part	3.14
g)	Walk-in Coolers, each	85.88
	Professional Certification Program Fee – each 100 square feet or part	25.94
14.	INSTALLATION/REPLACEMENT OF WINDOWS OR DOORS	
	Window and glass block installation, alteration or repair – per square foot of window or door area (for residential and commercial)	0.07
	Professional Certification Program fee (for residential and commercial)	0.021
	Replacement of Windows and Exterior Doors in all buildings or installation of windows or doors in buildings exceeding two stories in height; or Storefronts and fixed glass exceeding 8 feet in height; or 4 feet in vertical mullion spacing; (for residential and commercial); or Curtain Walls including windows and doors therein:	
	For each 100 square feet or fractional part	10.39
	Professional Certification Program Fee	3.04
15.	SCREEN ENCLOSURES, CANOPIES & AWNINGS	
a)	Screen enclosures, per 100 square feet	9.89
b)	Free standing canopies	
	For each \$1,000 of estimated cost or fractional part	9.04
c)	Awnings and canopies	
	Horizontal projection per square foot area covered	0.085
d)	Storm Shutters – per square foot area covered	0.085
16.	TIE DOWN	
	Trailer Tie Down:	84.44

(This does not include installation of meter mounts and service equipment. Separate mechanical, plumbing and related electrical permits are required).

17.	SIGN PERMIT FEES	
	Signs non-illuminated (per square foot) (illuminated signs under electrical permits)	1.43
18.	SATELLITE DISH	168.88
19.	ORNAMENTAL IRON	
	Per square foot of coverage	0.058
	Short Term Event	144.50

C. PLUMBING PERMIT FEES

Permits by professional certification (permits by affidavit) for the following described activities will be charged half the regular permit fee, except for the minimum fee, which will remain the same.

1.	MINIMUM PLUMBING OR GAS FEE PER PERMIT	
	Except as otherwise specified	130.00
	(This minimum does not apply to supplemental plumbing permits issued as supplementary to current outstanding permits for the same job).	
2.	RESIDENTIAL PLUMBING (Single Family Residence or Duplex)	
	New Single Family Residence or Duplex per square foot	0.129
	Addition to Single Family Residence or Duplex per square foot	0.129
	Alterations or repairs to Single Family Residence or Duplex (Group I or R-3) per \$1.00 of estimated cost or fractional part	0.058
3.	COMMERCIAL (All Groups Except Single Family Residence or Duplex)	
	Roughing-in or plugged outlets for bathtubs, closets, doctors, dentists, hospital sterilizers, autoclaves, autopsy tables and other fixtures, appurtenances, or other appliances having water supply or waste outlet, or both, drinking fountains, fixtures discharging into traps or safe waste pipes, floor drains, laundry tubs, lavatories, showers, sinks, urinals, and heaters.	
	For each roughing-in or plugged outlet	8.59
	Fixtures set on new roughing-in or plugged outlets or replaced on old roughing-in: Each fixture	8.59
4.	SETTLING TANKS, GAS AND OIL INTERCEPTORS, AND	

	GREASE TRAPS	
	(Including drain tile and relay for same – Residential and Commercial)	45.09
5.	SEWER (ALL GROUPS)	
	Each building storm sewer and each building sewer where connection is made to a septic tank, or a collector line or to an existing sewer or to a city sewer or soakage pit or to a building drain outside a building.	42.94
	Sewer Capping/Demolition	42.94
6.	CONDENSATE DRAIN (AIR CONDITIONING) – ALL GROUPS	
	Except single not manifolded A/C outlet not exceeding 5 tons	4.53
7.	WATER PIPING	
	Water service connection to a municipal or private water supply system (for each meter on each lot).	11.45
	Water <u>service</u> connection or outlets for appliance or installations not covered by fixture set above	8.59
	Irrigation system and underground sprinkler system for each zone	24.05
	Solar water heater installation, equipment replacement or repair	128.81
	Swimming pool piping, not including well (new installation)	
	Residential	85.88
	Commercial	135.96
	Sump pump	11.45
	Swimming pool heater, each	71.56
	Swimming pool maintenance, each	85.88
	2" or less water service backflow assembly	50.10
	2 ½" or larger water service backflow assembly	78.71
	Repairs to water piping:	
	For each \$1,000 estimated cost or fractional part	8.25
8.	WELLS	
	Residential per well	75.15
	Commercial per well	114.50
9.	NATURAL GAS OR A LIQUIFIED PETROLEUM	
	For each outlet Single Family Residence or Duplex (includes meters and regulators)	8.59
	For each appliance (does not include warm air heating units, but does include unvented wall heaters, no ductwork wall heaters, no ductwork) - (See Fee Section E(3) for heating)	
	Other Groups	
	For each outlet (includes meters and regulators)	14.31

For each appliance (does not include warm air heating units, but does include unvented space)	14.31
Heaters and unvented wall heaters – no duct work (See Fee Section E(3) for heating)	14.31
For each meter (new or replacement)	5.73
For major repairs to gas pipe where no fixture or appliance installation is involved	50.10
Underground L.P. gas tanks per group of tanks at a single location	85.88
Above ground L.P. gas tanks per group of tanks at a single location	85.88
10. WATER TREATMENT PLANTS, PUMPING STATIONS, SEWER TREATMENTS AND LIFT STATIONS	
Water treatment plant (interior plant piping)	300.54
Sewage treatment plant (interior plant piping)	214.68
Lift station (interior station piping)	343.48
Sewage ejector	100.19
11. WATER AND GAS MAINS (ALL GROUPS) (On private property and other than public utility easements)	
Each 50 feet or part thereof	10.03
12. STORMS/SANITARY UTILITY/COLLECTOR LINES FOR BUILDING DRAIN LINES (On private property and other than public utility easements) Commercial	
Each 50 feet or part thereof	10.03
Each manhole or catch basin	14.31
13. TEMPORARY TOILETS – WATERBORNE OR CHEMICAL	
Temporary Toilets	130.00
For each additional toilet	11.81
14. DENTAL VACUUM LINES	
Each system	85.88
15. MOBILE HOME CONNECTIONS	
Each unit	85.88

D. ELECTRICAL PERMIT FEES

Permits by professional certification (permits by affidavit) for the following described activities will be charged half the regular permit fee, except for the minimum fee, which will remain the same.

1. MINIMUM ELECTRICAL PERMIT FEE INCLUDING REPAIR WORK PER PERMIT (ALL GROUPS)

	Except as otherwise specified	
	(This minimum does not apply to add-on electrical permits issued as supplementary to current outstanding permits for the same job and demolition work).	130.00
2.	PERMANENT SERVICE TO BUILDINGS New work only (The following fee shall be charged for total amperage of service) For each 100 amp. or fractional part	6.45
3.	FEEDERS Includes feeders to panels, M.C.C., switchboards, generators, automatic transfer switches, etc. Each feeder	17.18
4.	AGRICULTURAL SERVICE (permanent)	130.00
5.	TEMPORARY SERVICE FOR CONSTRUCTION Per service	130.00
6.	CONSTRUCTION FIELD OFFICE SERVICE Per service	171.74
7.	MOBILE HOME OR RV SERVICE (residential) Per service	130.00
8.	TEMPORARY SERVICE TEST (commercial only) Equipment and service (30 day limit) per service	130.00
9.	RESIDENTIAL WIRING (New construction of Single Family Residence, Duplex and living units of Group H (SFBC) or R-1 (FBC). Applies to all electrical installations except common areas, parking lot areas and/or buildings and house service of Group H or R). For new construction and additions for each square foot of floor area Alterations or repairs per \$1.00 estimated cost or fractional part	0.10 0.058
10.	ALL OTHER WIRING AND OUTLETS Common areas of Group H (SFBC) or R-1 (FBC) include corridors, public lounges, pumps, A/C (public area), lights, outlets, and house and emergency service, etc. These areas and all other commercial wiring shall be subject to the fees below:	
	a) Boxes, receptacles, switches, sign, fractional motor, fans, low voltage outlets, empty outlets for telephone, CATV, each outlet, and 110 volt smoke detector, each outlet box	2.30
	b) Special outlets	10.03

c)	Commercial equipment (KWA rated), x-ray outlets, commercial cooking equipment, presses, generators, transformers (permanently connected) For each 10 KW or fractional part (Residential and Commercial)	10.03
d)	Motors installed, repaired or replaced (fractional already covered on general outlets) Each motor	12.89
e)	Air conditioning and refrigeration system (new work). Applies to commercial, residential, agricultural and industrial. Covers related work, except wall or window units which are covered under special outlets. Per ton	8.59
f)	Electrical equipment – replacement (existing facilities) Switchboards, M.C.C., panels, control boards (for each board)	28.63
11.	LIGHTING FIXTURES Common areas of Group H include corridors, public lounges, pumps, A/C (public area), lights, outlets, and house and emergency service, etc. These areas and all other commercial wiring shall be subject to the fees below: Floodlights, spotlights, parking lights, tennis court lights, fluorescent and incandescent fixtures, etc.	
a)	Per fixture	2.30
b)	Plugmold, light track, and neon strips. Each 5 feet or fractional part Residential and Commercial	4.45
	Light pole (Single Family Residence or Duplex) per pole	14.31
	Light pole (commercial) per pole	21.48
12.	SIGNS & ARCHITECTURAL FEATURES (Indoor Neons) Per square foot of sign Repairs and re-connection each Neon strips each 5 foot or fractional part	1.41 84.44 2.86
13.	TEMPORARY WORK ON CIRCUSES, CARNIVALS, FAIRS, CHRISTMAS TREE LOTS, FIREWORKS, TENTS, ETC. Per ride or structure	71.56
14.	FIRE DETECTION SYSTEM (Needs category 04 processing) Includes fire alarm systems, halon, etc. Does not include single 100-volt residential detectors. Per system (for new and upgrades) Repairs and additions to existing systems per system.	178.90 85.88

15.	MASTER TELEVISION ANTENNA AND RADIO SYSTEM	
	Does not include CATV and telephone empty conduit system. Does include free wiring or same	
	Master control	28.63
	Each device	1.71
16.	BURGLAR ALARM SYSTEM (installation or replacement wiring)	40.00
17.	INTERCOM SYSTEM	
	Includes residential, nurse call, paging, etc.	
	Each new system – Single Family Residence or Duplex	85.88
	Other groups	128.81
	Repair each system	85.88
18.	ENERGY MANAGEMENT SYSTEM	
	Includes residential, nurse call, paging, etc.	
	Each new system – Single Family Residence or Duplex	85.88
	Other groups	128.81
	Repair each system	85.88
19.	SWIMMING POOLS, ELECTRICAL	
	Fee based on cumulative cost of the following components:	
a)	Residential pool or spa (Single Family Residence or Duplex) (includes motor and pool lights)	85.88
b)	Residential combination pool/spa (includes motors and pool lights)	128.81
c)	Commercial and multi-family dwelling pool or spa	200.36
d)	Commercial, multi-family dwelling combination pool/spa	271.93
	Repair residential (Single Family Residence or Duplex) pool	85.88
	Repair commercial pool	200.36
e)	Underwater Residential Pool Light Replacement (120 volt to low voltage) – this permit shall not be subject to the minimum fee provisions referenced elsewhere herein	65.00
20.	FREE STANDING SERVICE – New meter and service (requires processing) - per service	128.81
	Includes lift stations, sprinkler systems, street lighting, parking lots, etc., that require new service with separate meter.	
21.	CONDUIT DUCTBANK – PER LINEAR FOOT	
	Residential and Commercial	2.59

22.	GROUND WIRE FOR SCREEN BONDING Per Installation	85.88
23.	UNDERGROUND MANHOLES	143.11

E. MECHANICAL PERMIT FEES

Permits by professional certification (permits by affidavit) for the following described activities will be charged half the regular permit fee, except for the minimum fee, which will remain the same.

1.	MINIMUM MECHANICAL PERMIT FEE Except as otherwise specified (This minimum does not apply to add-on mechanical permits issued as supplementary to current outstanding permits for the same job.)	130.00
2.	MECHANICAL SINGLE FAMILY RESIDENCES AND DUPLEXES (GROUP I or R-3 INCLUDES CATEGORIES 03, 10 AND 41) New construction per square foot Additions to Single Family Residences or Duplex per square foot	0.10 0.10
3.	AIR CONDITIONING AND REFRIGERATION, INCLUDING THE RELOCATION OF EQUIPMENT Separate permits are required for electrical, water and gas connections For each ton capacity or fractional part thereof	21.48
4.	FURNACES AND HEATING EQUIPMENT, INCLUDING COMMERCIAL DRYERS, OVENS AND OTHER FIRED OBJECT NOT ELSEWHERE CLASSIFIED (Includes all component parts of the system except fuel and electrical lines.) For each KW	4.30
5.	STORAGE TANKS FOR FLAMMABLE LIQUIDS Per Tank	214.68
6.	INTERNAL COMBUSTION ENGINES Stationary – each	107.34
7.	COMMERCIAL KITCHEN HOODS Each	178.90
8.	OTHER FEES Fire chemical halon and spray booths for each. Per system Ductless fan each Pneumatic Tube Conveyor System For each \$1,000 or fractional part of contract cost	150.28 42.94 15.04

Pressure Process Piping	
For each \$1,000 or fractional part of contract cost	15.04
Air Conditioning Duct Work	
For each \$1,000 or fractional part of contract cost	15.04
Cooling Tower	
For each \$1,000 or fractional part of contract cost	15.04

F. BOILERS AND PRESSURE VESSELS

Installation permit fees (including initial inspections and certificate).
Does not include installation or connection of fuel and water lines.

1. BOILERS

The following fees apply to each boiler to be installed:	
Boilers less than 837 MBTU - each	107.34
Boilers 837 MBTU to 6,695 MBTU - each	128.81
Boilers 6,695 MBTU and up - each	178.90
Steam driven prime movers - each	85.88
Steam actuated machinery - each	85.88
Unfired pressure vessels (operating at pressures in excess of 60 PSI and having volume of more than 5 cubic feet), each pressure vessel	107.34
Boiler repair for each \$1,000 or fractional part of contract cost	15.04

2. FEES FOR PERIODIC RE-INSPECTIONS

Steam boilers (annual) - each	178.90
Hot water boilers (annual) - each	74.43
Unfired pressure vessels (annual) - each	65.84
Miniature boilers (annual) - each	65.76
Certificate of inspection (where inspected by insurance company) - each	107.34
Shop inspection of boiler or pressure vessels per completed vessel	107.34
Insulation:	
For each \$1,000 or fractional part of contract cost	15.04
Mechanical Ventilation:	
For each \$1,000 or fractional part of contract cost	15.04
Ductless Ventilation:	
For each \$1,000 or fractional part of contract cost	15.04

G. COST OF PUBLICATIONS AND RECORDS

1. COPIES OF DEPARTMENTAL RECORDS

Plan reproductions from microfilm - per sheet	6.25
Reproduced records - per page	0.15
Double sided copies - per page	0.20
Certified copies - per page	1.00
Notary public service - per document	1.00

Research and ordering plans per address or permit number	\$18.75
Open permit search per address or folio (additionally a fee of \$1.00 per page will be charged for certification or records).	43.75

H. ANNUAL FACILITY PERMIT FEES

In accordance with provisions of the Florida Building Code and Chapter 10 of the Code of Miami-Dade County, each firm or organization in Miami-Dade County which performs its own maintenance work with certified maintenance personnel in Factory-Industrial (group F) Facilities, as well as helpers there under, may pay to Miami-Dade County an annual Master and Subsidiary Facility Permit (Premise Permit) – fee in lieu of other fees for maintenance work. Such fee shall be paid to Building and Neighborhood Compliance and such permit shall be renewed annually at a fee which is calculated in accordance with the provisions of this sub-section.

1. CALCULATION OF THE INITIAL MASTER FACILITY PERMIT FEE

Each firm or organization which obtains an annual master facility permit shall include in their application for such permit the total number of maintenance personnel, including helpers and trainees thereunder, assigned to building, electrical, plumbing or mechanical work. The Master Facility Permit (Premise Permit) Fee shall be computed by multiplying the total number of such employees times the fee.

Master Facility Permit Fee (Multiply number of employees by fee)	71.56
Minimum Master Facility Permit Fee	1,352.43

2. CALCULATION OF THE INITIAL SUBSIDIARY FACILITY PERMIT FEE

Each firm or organization which utilizes decentralized locations in addition to the main location described under Point 1 above, may additionally apply for a Subsidiary Facility Permit (Premise Permit) for each such decentralized location. Such application for a Subsidiary Facility Permit (Premise Permit) shall include the same information required in Point 1 above.

Subsidiary Facility Permit Fee (multiply number of employees by fee)	71.56
Minimum Subsidiary Facility Permit Fee	379.25

3. RENEWAL OF FACILITY PERMIT

Prior to each Facility Permit expiration, the holder will be sent a renewal notice to continue the Premise Permit for the next renewal period. The calculation of the renewal Premise Permit fee shall be the same as the method used to calculate the original Facility Permit fee. No allowances shall be made for late renewal fees or part year renewal fees.

I. 40 YEAR RECERTIFICATION FEES

For every application for 40 year recertification under Chapter 8 of the Miami-Dade County Code, there shall be paid to Building and Neighborhood Compliance, a fee for processing each application	375.00
---	--------

For every application for subsequent recertification at 10 year intervals thereafter, there shall be paid to Building and Neighborhood Compliance a fee for processing each application 375.00

For every extension request for 40 year recertification (or subsequent 10-year interval recertification) under Chapter 8 of the Miami-Dade County Code there shall be a fee paid to Building and Neighborhood Compliance 62.50

Recording Fees Established by Clerk of the Court

J. STRUCTURAL GLAZING SYSTEMS RECERTIFICATION FEES

For the initial application for structural glazing recertification and each subsequent application under Chapter 8 of the Miami-Dade County Code there shall be paid to Building and Neighborhood Compliance an application-processing fee 354.33

K. ENFORCEMENT FEES

- Case Processing fee - each 500.00
- Photographs - each 1.50
- Initial Inspection Fee 157.43
- Re-Inspection Fee 107.34
- Posting of Notices - each 50.10
- Unsafe Structures Panel Processing Fee 178.90
- Title Search Actual Cost
- Court Reporting Actual Cost
- Legal Advertisement Actual Cost
- Permit Fees Actual Cost
- Bid Processing Fee 143.11
- Demolition/Secure Services Actual Cost
- Asbestos Sampling and Abatement Actual Cost
- Extension Fee 150.00

L. CERTIFICATE OF OCCUPANCY (CO) AND CERTIFICATE OF COMPLETION

The following fees shall be paid for all uses. All structures are issued permanent Certificated of Occupancy or Completion which shall remain valid for an unlimited time, unless revoked for cause, or abandoned, provided there is no change of occupancy, or that there is no enlargement, alteration, or addition in the use or structure 49.88

Temporary Certificate of Completion or Occupancy (Building and Neighborhood Compliance) 49.88

II. NEIGHBORHOOD COMPLIANCE FEES:

A.	<i>Case Processing Recovery Fees</i>	
	Case Processing Fee	500.00
	Inspection (each)	100.00
	Photographs	1.50
	Surveys and Other Exhibits	Actual Cost
	County Attorney's fees	Actual Cost
	Court Filing Fees (each document)	Actual Cost
	<u>Extension Fees</u>	<u>150.00</u>
B.	<i>Code of Miami-Dade County-Chapters 17, 17A, and 17B</i> (Minimum Housing)	
	Case Processing Fee - each	360.00
	Photographs - each	1.50
	Inspection - each	75.00
	Posting of Notices - each	50.10
	Title Search	Actual Cost
	Final Order	100.00
	Court Reporting Transcription (Plus Transcript/Actual Cost)	50.00
	Legal Advertisement	Actual Cost
	Bid Processing Fee	100.00
	Demolition/Secure Services	Actual Cost
	Asbestos Sampling and Abatement	Actual Cost
C.	<i>Surveys by County Department</i>	Actual Cost
D.	<i>Returned check charges per check</i> \$20.00 or 5% amount (F.S. 832.07) plus \$1.50 bank charge or other rate as amended from time to time.	
E.	<i>Interest</i> Interest charges at the rate of 10% per year, or other rate as amended by the Board of County Commissioners from time to time, may be assessed in addition to any other penalties.	
F.	<i>Special Projects</i> A fee equal to actual staff time and related costs shall be assessed for special projects. developers, homeowner groups, attorneys, realtors, etc., to determine if any existing violations are on the property through a review of departmental records. Such special fee only will be levied for requests in accord with Administrative Order 4-48.	
G.	<i>Chapter 17A-19 Annual Foreclosure Registry Fee</i>	125.00

III. LIEN FEES:

A. *Lien Settlement/Collection Processing Fees*

1.	Lien Processing Fee	500.00
2.	Lien Payoff/Estoppel Letter	75.00
3.	Lien/Recordation/Cancellation of Notices - each	Actual Cost
4.	Continuing Penalties	Actual Cost
5.	Research Fee - each	125.00
6.	Posting of Notices - each	50.10

IV. BOARDS AND BUILDING CODE ADMINISTRATION FEES:

A. *GENERAL FEES*

1.	Recording fees in connection with those matters to be recorded	Established by Clerk of the Court
2.	Research matters extraneous to normal activities	Actual staff time and costs

B. *PRODUCT CONTROL FEES*

1.	New application for certification of products, materials or systems, (includes technical review of Notice of Acceptance (NOA) and quality assurance auditing), valid for a period of five (5) years	4,000.00
2.	Revision of notice of acceptance with respect to certification of products, materials, or systems	1,500.00
3.	New Application fee for the accreditation of testing laboratories valid for a period of five (5) years	4,000.00
	a) Renewal of testing laboratory accreditation for a period of five (5) years	1,500.00

	b) Revision of an existing testing laboratory certificate accreditation		1,500.00	
4.	Travel expenses incurred in the process of conducting quality assurance audits or laboratory accreditations		Actual Cost	
5.	Renewal of certification, prior to expiration, valid for a period of five (5) years		1,500.00	
6.	Annual certificate of competency as a manufacturer or fabricator, payable every two (2) years		1,000.00	
7.	South Florida Building Code books, Florida Building Code books, supplements, and additions and all publications and automated information systems	Cost of production, publication and distribution		
8.	Application fee for the review and approval of building material(s) for special project on a one-time basis		Actual Cost	
9.	Expedited review for certification performed by outside consultants, in addition to regular application fee		Actual Cost	
C.	CONTRACTOR, QUALIFYING AGENT, MASTER, JOURNEYMAN, INSTALLER, MAINTENANCE PERSONNEL APPLICATION FEES, AND BOARD FEES			
1.	APPLICATION FEE FOR CONTRACTOR CERTIFICATE OF COMPETENCY, NON-REFUNDABLE <i>(This same fee also applies to contractors who make application for each additional qualifying agents)</i>		315.00	
	a) Change of affiliation		350.00	
	b) Inactivation of certificate		150.00	
2.	APPLICATION FEE FOR PERSONAL CERTIFICATE OF ELIGIBILITY, INCLUDING A NON-REFUNDABLE PROCESSING FEE		80.00	
	a) Certificate of Eligibility		315.00	
	b) Certificate of Competency for masters, installers, welding inspectors		315.00	
	c) Certificate of Competency for journeymen and maintenance personnel		240.00	
3.	CERTIFICATES FOR NON-TRANSFERABLE RENEWAL	1 YEAR		2 YEARS
	a) The certificate issued pursuant to the provisions of Chapter 10 of the Code of Miami-Dade County shall be non-transferable. Certificates renewed by the expiration date shall require payment of the following fees:			
	1) Contractors, subcontractors, specialty contractors and welding inspectors	60.00		120.00
	2) Qualifying agent for building and engineering contractor categories	60.00		120.00

3) Masters, journeymen, installers and maintenance personnel	60.00	120.00
b) Registration fee for State of Florida Certified Contractors	30.00	60.00
c) Registration fee to allow journeymen licensed elsewhere in the State of Florida to perform work in Miami-Dade County	25.00	50.00
d) Registration fee for certified contractors licensed elsewhere to perform post disaster repair work only (for 6 months only)		150.00
e) Duplicate certificates (all types)		20.00
4. LATE CERTIFICATE OF COMPETENCY RENEWAL FEES		
All certificate renewals shall be due and payable upon expiration. Those licenses not renewed by the expiration date shall be considered delinquent and subject to a delinquency fee.		
a) Late renewal fees paid within one month following expiration will be subject to a delinquency penalty of twenty-five (25) percent of the renewal fee.		
b) Late renewal fees paid after one month following expiration will be subject to a delinquency penalty of fifty (50) percent of the renewal fee.		
5. PREPARATION OF AFFIDAVIT ON STATUS OF CERTIFICATE HOLDER		
Per affidavit		50.00
6. CHARGE FOR CONTRACTORS/TRADESMEN CERTIFICATION PRINTOUT		
Per page		3.50
7. ADDITIONAL CREDIT REPORTS		12.00
8. PREPARATION OF CERTIFIED RECORDS FOR COURT APPEALS		
Construction Trades Qualifying Board, Unsafe Structures Board or other Administrative Board preparation of a certified copy of the record (to be paid at the time of the request).		275.00
9. REGISTRATION FEE FOR CONTINUING EDUCATION SPONSORS		200.00
10. REVIEW OF CONTINUING EDUCATION COURSE APPLICATION		
A fee of \$25.00 per credit hour will be charged, not to exceed \$100.00 per course.		
11. CRIMINAL PROCESSING RECOVERY COST		
Case processing Fee		350.00
Inspection - each		60.00
Photographs - each		1.50
Corporate Information		20.00

	Court Appearance - each	60.00
	Posting of Notices - each	30.00
12.	Code of Miami-Dade County – CHAPTER 8 (UNSAFE STRUCTURES BOARD)	
	Case intake processing Fee	350.00
	Photographs - each	1.50
	Inspection Fee	110.00
	Re-inspection Fee	75.00
	Posting of Notices - each	30.00
	Unsafe Structures Board Fee	125.00
	Court Reporting Transcription	Actual Cost
	Legal Advertisement	Actual Cost
13.	ENFORCEMENT FEES	
	CONTRACTOR ENFORCEMENT	
	Case processing Fee	350.00
	Field Inspection	100.00
	Re-inspection Fee	60.00
	Personal Service of Notices – each	30.00
	Photographs – each	1.50
	Probable Cause Hearing	50.00
	Formal Hearing per hour	50.00
	Disciplinary Complaints Preparations and Service	200.00
	Recordation/Removal of Board Order	35.00
	County Attorney (Board Representation) – per hour	100.00
	Stipulated Agreement Preparation	300.00
	Lien Processing Fee	50.00
	Lien Settlement Fee	50.00
	Court Reporting Transcription	Actual Cost
D.	COPIES OF RECORDS	
	Single-sided copies - per page	0.15
	Double-sided copies - per page	0.20
	Certified copies - per page	1.00
	Notary public service - per document	1.00
E.	ASSESSMENT OF CODE ADMINISTRATION FEE	

Per Miami-Dade County Code Section 8-12, each Building Official of Miami-Dade County shall assess a code administration fee of - 0.60

per one thousand dollars (\$1,000.00) or fractional value of the work to be done under the permit

VALUE OF WORK CALCULATION

- | | | |
|----|---|-------------|
| 1) | Building Code occupancy Groups S1 and F (Storage and Industrial) - per square foot of construction; | 56.25 |
| 2) | All other occupancy groups - per square foot of construction;
or | 81.25 |
| 3) | For large and unusual projects, the value of the work shall be the actual cost of such work determined by the applicant and approved by the Building Official | Actual Cost |

I.O. No.: 4-68

ORDERED: ~~9/18/2015~~

EFFECTIVE: ~~10/1/2015~~

MIAMI-DADE COUNTY
IMPLEMENTING ORDER

SCHEDULE OF ALL SERVICE LEVELS AND FEES FOR MIAMI-DADE COUNTY
SOLID WASTE SERVICES

AUTHORITY:

Section 5.02 of the Miami-Dade County Home Rule Amendment and Charter and Chapter 15 of the Code of Miami-Dade County.

SUPERSEDES:

This Implementing Order (IO) supersedes IO 4-68, ordered September 19, ~~2014-2015~~ and effective October 1, ~~2014-2015~~

POLICY:

This Implementing Order provides a schedule of all solid waste service levels and fees.

PROCEDURE:

The administration of this Implementing Order is designated to the Director of the Miami-Dade County Department responsible for Solid Waste Management, who shall be responsible for the collection of fees and the delivery of the required services, pursuant to Chapter 15 relating to powers and duties of Solid Waste Management. Every year, or earlier, if need be, the Director shall review all fees in terms of cost and recommend necessary changes to the County Mayor through this implementing order procedure.

DEFINITIONS:

Contract Disposal – use of the County Waste Management System by any person, governmental entity, corporation or partnership that has entered into an Agreement with the County of ten (10) years or greater in duration for such County Solid Waste Management System use.

Short Term Disposal – use of the County Waste Management System by any person, governmental entity, corporation or partnership that has not entered into an Agreement with the County of ten (10) years or greater in duration for such County Solid Waste Management System use.

FEE SCHEDULE:

The fee schedule adopted by this Implementing Order is attached hereto and made a part hereof. This official fee schedule is also filed with and subject to the approval of the Board of County Commissioners and on file with the Clerk thereof. Fees that are charged by the County shall be the same as those listed in the official fee schedule on file with the Clerk of the County Commission.

This Implementing Order is hereby submitted to the Board of County Commissioners of Miami-Dade County, Florida.

Approved by the County Attorney as
to form and legal sufficiency _____

SCHEDULE OF WASTE COLLECTION SERVICES

	<u>Service Level</u>
a.1) Residential and Multi-family Curbside Garbage and Trash Collection	<ul style="list-style-type: none"> • Twice per week garbage (bagged or canned). • Once per week (either Thursday or Friday) trash; up to 5 cubic yards of tied, bagged, canned, or bundled trash, no single item over 50 pounds, no items over 3 feet in length, and no hazardous materials.
a.2) Residential and Multi-family Automated Curbside Garbage and Trash Collection	Twice per week garbage and trash (all materials must be in one or more automated service carts. Materials not in automated service cart will not be picked up).
b) Residential Container Service	Containerized garbage and trash collection service.
c) Bulky Waste Collection	Two (2) scheduled pickups per calendar year_(January 1 through December 31) of up to twenty-five (25) cubic yards per pickup.
d) Neighborhood Trash and Recycling Center Service	Access for drop off of residential trash and recyclables (seven days per week) during established operating hours.
e) Curbside Recycling	Once every other week curbside collection of recyclables.
f.1) Commercial Minimum Collection Service	<ul style="list-style-type: none"> • Twice per week (limited to 1 cart, per waste unit charged). • Accounts with consistent overages will be increased to the appropriate service level.
f.2) Commercial Automated Minimum Collection Service	Twice per week (limited to one automated service cart per waste unit charged; all materials must be in automated service cart(s). Materials not in automated service cart will not be picked up).
g) Commercial Container Service	Uncompacted rollaway container service with varying number of pickups and container sizes.

SCHEDULE OF RESIDENTIAL COLLECTION FEES

	Fees
Residential Curbside Collection per household, per fiscal year; (includes services (a.1), (c), (d), and (e)).	\$439
Residential Automated Curbside Collection per household, per fiscal year; (includes services (a.2), (c), (d), and (e)).	\$439
Cart Replacement Carts for Residential Automated Curbside Collection or curbside recycling (replacement of any missing cart without a police report)	\$50
Annual Fee for Additional Waste and Recycling Carts	
Each additional Waste Cart (annual collection fee)	\$79.50
One additional Recycling Cart	No Charge
Residential Container Service per household, per fiscal year; (includes services (b) and (d)).	\$339
Bulky Waste per cubic yard; (beyond the service level established under service (c)); (the minimum charge beyond the service level established under service (c) is \$115.00 and is based on a five (5) cubic yard minimum charge).	\$23
Neighborhood Trash and Recycling Center per household, per fiscal year; (includes service (d), for households in the Solid Waste Service Area not receiving Residential Curbside Collection service)	\$112
Curbside Recycling per household, per fiscal year; (service (e), for households not receiving Residential Curbside Collection service).	\$39
Pursuant to Resolution R-1137-08, the County has entered into interlocal agreements with municipalities to collect and process their recyclable Materials and will charge these Municipalities the appropriate rates as delineated in the interlocal agreements.	Per Interlocal Agreements

Returned Check Charges per check

[F.S. 832.07 (2016)]

If face value of check does not exceed \$50.00.	\$25
If face value of check exceeds \$50.00 but does not exceed \$300.00.	\$30
If face value of check exceeds \$300.00.	\$40 Or an amount up to 5% of the face amount of the check, whichever is greater.

SCHEDULE OF COMMERCIAL/MULTI-FAMILY COLLECTION FEES

Fees for Uncompacted Rollaway Container Accounts; (service g)

County-Owned Containers:

Number of Collections per week -	Four (4)	Five (5)
----------------------------------	----------	----------

Size of Containers	Monthly Fee	Monthly Fee
One-yard	\$253.86	\$294.96
Two-yard	\$393.79	\$467.00
Four-yard	\$626.53	\$746.41
Six-yard	\$812.50	\$956.39

Customer-Owned Containers:

Number of Collections per week -	Four (4)	Five (5)
----------------------------------	----------	----------

Size of Containers	Monthly Fee	Monthly Fee
One-yard	\$236.11	\$277.20
Two-yard	\$371.47	\$444.68
Four-yard	\$581.87	\$706.15
Six-yard	\$754.29	\$905.06

SCHEDULE OF COMMERCIAL/MULTI-FAMILY COLLECTION FEES

	Fees	
Commercial Minimum Collection Service per waste unit assessed per fiscal year; (includes service (f.1))	\$450	one automated service cart per waste unit charged
Commercial Automated Minimum Collection Service per waste unit assessed per fiscal year; (includes service (f.2))	\$450	one automated service cart per waste unit charged
Multi-family Collection per living unit, per fiscal year; (includes services (a.1) or (a.2) and (e))	\$176	

The Director or designee may generate a memorandum annually which sets forth the schedule of fees for uncompacted rollaway containers, rolloff containers and whole tires per cubic yard service for Miami-Dade County Departments.

SCHEDULE FOR THE PERMITTED LANDSCAPERS

Clean Yard Trash Disposal by Permitted Landscaper at Neighborhood Trash and Recycling Center per visit; <u>(up to 6 Cu Yds)</u>	\$24.01 \$24.19
Clean Yard Trash Disposal per cubic yard, by Permitted Landscaper at a Disposal Facility;	\$7.97 \$8.03

SCHEDULE OF SPECIAL COLLECTION AND VIOLATION WASTE REMOVAL COLLECTION FEES

	Fees
Special Collection and Waste Services per cubic yard (the minimum charge is \$115.00 and is based on a five (5) cubic yard minimum charge).	\$23
Violation Waste Removal per cubic yard (the minimum charge per occurrence is \$230.00 and is based on a five (5) cubic yard minimum charge).	\$46

SCHEDULE OF WASTE CERTIFICATION FEE FOR REQUEST OF WASTE COLLECTION FEE CERTIFICATE, IN ACCORDANCE WITH MIAMI-DADE COUNTY CODE SECTION 15-28 (c)

	Fees
Waste Certification Fee Each written certificate, certifying the amount of waste fees due upon any parcel of real property subject to payment of waste fees or certifying that no waste fees are due.	\$55

SCHEDULE OF CIVIL COURT CASE PROCESSING RECOVERY FEES
 (Fees -authorized by Chapter 8CC, Code of Miami-Dade County)

	Fees
A. Case Processing Fee	\$510
B. Recording Fee	\$80
C. Lien Payoff Letter	\$55
D. Posting of Notices	\$25
E. Lien Cancellation Notices	\$25
F. Photographs, Reports or Other Exhibits	Actual Cost
G. County Attorney's Fees	Actual Cost
H. Court Filing Fees (each document)	Actual Cost

SCHEDULE OF DISPOSAL FEES, WASTE TIRE FEE
TRANSFER FEE, AND SPECIAL HANDLING FEE

Solid Waste Disposal Fee

	Fees
Contract Disposal per ton	\$66.27 <u>\$66.79</u>
Short Term Disposal per ton	\$87.38 <u>\$88.06</u>
Suitable material for cover, per ton ⁽¹⁾	\$10.00

Solid Waste Transfer Fee

Transfer Fee per ton	\$13.03 <u>\$13.13</u>
----------------------	-----------------------------------

Waste Tires Fee per ton	\$114.18
Asbestos Fee per ton	\$100.00

Special Handling Fee

Other Solid Waste Requiring Special Handling per load (added to disposal fee)	\$66.27 <u>\$66.79</u>
--	-----------------------------------

In the event that the scale(s) are unavailable, the disposal fee will be based on the total cubic yard payload capacity of the vehicle converted to tons using the Schedules of Weights and Measures that are available at the Clerk of the Board

⁽¹⁾ Based on need, as determined by the Director

SCHEDULE OF WASTE PERMIT FEES

	Fees
General Haulers Fee for Permit Application/Renewal	\$600
General Haulers Vehicle Registration per Vehicle	\$70
Landscaping Business Fee for Permit Application/Renewal	\$225
Landscaping Business Vehicle Registration per Vehicle and/or trailer	\$80
Tire Generator Fee for Permit Application/Renewal	\$25
Tire Generator Permit Fee per location	\$75
Waste Tire Transporter Fee for Permit Application/Renewal	\$25
Waste Tire Transporter Vehicle Registration per Vehicle	\$25
Review of Solid Waste Facility Operating Permit Applications	\$100
Background Check Fee (FDLE)	\$24

These charges are collected by the department and passed through to the Florida Department of Law Enforcement (FDLE). These charges are a requirement of any persons wishing to obtain a general hauler permit as described in section 15-17.1(b)(1) and (2) of the Code of Miami-Dade County. It has been in effect since 1992.

I.O. No.: 4-82
Ordered: ~~9/17/15~~
Effective: ~~10/1/15~~

MIAMI-DADE COUNTY
IMPLEMENTING ORDER

SCHEDULE OF FEES FOR COUNTY PARKING FACILITIES

AUTHORITY:

Section 5.02 of the Miami-Dade County Home Rule Amendment and Charter; and Chapters 125.01, Florida Statutes.

SUPERSEDES:

This Implementing Order (IO) supersedes Administrative Order 4-82, ordered September 17, 2014 and effective October 1, 2014.

PROCEDURE:

The Director of the Internal Services Department shall be responsible for the collection of fees and shall review all fees annually.

FEE SCHEDULE:

The fee schedule adopted by this Implementing Order is attached hereto and made a part hereof. The official fee schedule is also filed with the Clerk of the Board of County Commissioners.

This Implementing Order is hereby submitted to the Board of County Commissioners of Miami-Dade County, Florida.

Approved by the County Attorney as
to form and legal sufficiency _____

INTERNAL SERVICES DEPARTMENT

FEE SCHEDULE

1. Rates per half hour in Miami-Dade Cultural Center Garage, West Lot Garage, Garage #5, 140 West Flagler Garage, and Overtown Transit Village Garage:

	<u>CURRENT</u>
Per ½ hour, or portion thereof	\$ 3.00
Over 2 ½ hours or all day	14.00
Lost ticket rate	14.00
Juror Parking	No Charge
Disabled Parking	No Charge

2. Early Bird Rate for Garage #5 (Hickman) - \$ 6.00
In before 9A and Out after 3P (Weekdays Only)

- 2.3. Monthly Rates at Garages:

Cultural Center Garage	\$ 58.03
West Lot Garage	58.03
140 West Flagler Garage	63.80
Court House Center Garage	61.60
Garage #5 (Hickman Garage)	58.03
Overtown Transit Village <u>Garage</u>	58.03

- 3.4. Monthly Rates at Surface Lots:

Mahi Shrine Lot	\$ 44.00
Civic Lot #25	47.30
Graham Lot	50.60
Hickman Lot	33.00
Children's Courthouse Secured Lot	60.00

- 4.5. Entrance Rate Per Day at Surface Lots:

	<u>Juror and Disabled</u>	<u>General Public</u>
Civic Center (Jury Pool Lot)	No Charge	\$ 10.00
Mahi Shrine Lot	No Charge	\$ 10.00
Civic Lot #25	No Charge	\$ 10.00

- 5.6. Miscellaneous Fees:

Special events*	\$ 3.00 to \$ 930.00
Advisory Board rates	\$ 4.00
Library and History Miami Patrons (with validation)	\$ 5.00

Notes:

All rates include sales tax.

Returned checks policy: Rate due plus penalty, pursuant to Florida Statutes, Section 832.07.

*Special Events shall mean temporary gatherings sponsored in part or whole by Miami-Dade County or any other organization whether public or private: as approved by the Internal Services Department Director; rates for such special event will be within the range, as to be determined by the Internal Services Department Director or designee.

I.O. No.: 4-100
Ordered: 9/18/2014
Effective: 10/01/2014

MIAMI-DADE COUNTY
 IMPLEMENTING ORDER

POLICIES AND PROCEDURES, DEPARTMENTAL RESPONSIBILITIES AND FEES AND
 FINES FOR PARKING SPACES FOR PERSONS TRANSPORTING YOUNG CHILDREN AND
 STROLLERS

AUTHORITY:

Section 5.02 of the Miami-Dade County Home Rule Amendment and Charter, Ordinance No. 94-104, as amended by Ordinance No. 13-11, and Sections 30-449 and 33-122.2 of the Code of Miami-Dade County, Florida.

SUPERSEDES:

This Implementing Order (IO) supersedes Administrative Order No. 4-100, ordered February 5, 2013 and effective February 15, 2013.

SCOPE:

This IO establishes the requirements and procedures governing the issuance and enforcement of Parking Spaces for Persons Transporting Young Children and Strollers (Baby Stroller Permit). This IO identifies departmental responsibilities, fees, and fines for implementing the provisions of Ordinance No. 94-104, as amended, and Sections 30-449 and 33-122.2 of the Code of Miami-Dade County, Florida.

PROCEDURE:

- a. The Department of Regulatory and Economic Resources is the authority for:
 1. Overall administration of the Code.
 2. Determining fines for failure to provide appropriately marked parking spaces for baby stroller permit holders and for unauthorized use of the reserved spaces.
 3. Enforcing zoning compliance.
- b. The ~~Department of Community Information and Outreach~~ Communications Department is the authorized agency for:
 1. Selling baby stroller permits ~~and baby stroller permit gift certificates~~.
 2. Preparing departmental procedures for issuing baby stroller permits, ~~baby stroller permit gift certificates~~ and accounting for revenues jointly with the Tax Collector.
 3. Establishing cooperative relationships and with third party organizations to provide for the sale of Baby Stroller Permits at their locations(s). Developing business processes for effecting participation of third party organizations.
- c. The Tax Collector is an authorized agency for:
 1. Selling baby stroller permits ~~and baby stroller permit gift certificates~~ at their offices.
 2. Preparing departmental procedures for issuing baby stroller permits and accounting for revenues jointly with the ~~Department of Community Information and Outreach~~ Communications Department.
- d. The Finance Department shall establish the financial and auditing system, and monitor revenues to ensure they are disseminated to the entities described by Ordinance 94-104 as amended.

1. One-third of the baby stroller permit fees collected ~~the~~ (“Allocable Portion”) will be distributed to private, not-for-profit, nondenominational agencies that provide services for severely abused or neglected children on a Countywide basis, throughout all of Miami-Dade County, thus evincing a Countywide purpose. The County Mayor or his designee shall advise the Board of County Commissioners in writing each time the Allocable Portion equals \$130,000, whereupon \$10,000 of such amount shall be apportioned to each commission district for allocation for the purposes set forth in this Implementing Order. Allocations may be made by motion or resolution approved by the Board of County Commissioners. The remaining baby stroller permit fee revenues and service fees shall be designated to the General Fund for the issuing departments.
2. Fines resulting from failure of commercial establishments to provide required parking spaces for persons transporting young children and baby strollers will be designated to the General Fund for disbursement to the Department of Regulatory and Economic Resources or the successor department which conducts the enforcement function. Fines from citations for unauthorized use for these parking spaces will be designated for the enforcing agency, County Clerk or Department of Regulatory and Economic Resources or the successor department.

FEE SCHEDULE:

Baby Stroller Permit fee or gift certificate (Birth to 36 months)	\$33.00 Flat Fee
Replacement baby stroller permits (no more than one within a 12-month period)	\$ 40 15.00
Service Fee (for each baby stroller permit or gift certificate purchased)	\$ 24 .00

FINES:

Failure of commercial establishment to provide baby stroller permit parking spaces	\$ 200.00
---	-----------

Violators who are not authorized to use a parking space reserved for transporters of young children and stroller permit holders will be subject to the maximum fine for non-moving violations pursuant to Chapter 318, Florida Statutes.

This Implementing Order is hereby submitted to the Board of County Commissioners of Miami-Dade County, Florida.

Approved by the County Attorney as
to form and legal sufficiency _____

I.O. No.: 4-107
Ordered: 09/19/2015
Effective: 10/01/2015

MIAMI-DADE COUNTY
IMPLEMENTING ORDER

FEE SCHEDULE FOR ~~REGULATORY AND ECONOMIC RESOURCES DEPARTMENT~~
(~~CONSUMER PROTECTION SERVICES AND FOR HIRE TRANSPORTATION~~)

AUTHORITY:

The Miami-Dade County Home Rule Charter, including among others Sections 1.01 and 2.02A; ~~Chapter 4, Articles I and III~~; Chapter 8A, Articles III, VIIA, XVI, XVII, XVIII, XX, XXII; Chapter 8AA, Article II; Chapter 30, ~~Section 30-372.1 and~~ Article III; ~~Chapter 34~~; and Chapter 11A, Article IX of the Code of Miami-Dade County.

SUPERSEDES:

This Implementing Order supersedes Implementing Order 4-107, ordered ~~June 5, 2012~~ September 17, 2015 and effective ~~June 15, 2012~~ October 1, 2015.

POLICY:

This Implementing Order establishes a schedule of fees to be assessed and collected by the Regulatory and Economic Resources Department to cover the cost of processing permits, licenses, registrations, limited authorizations, certificates, decals and applications; performing inspections; and providing other services.

FEE SCHEDULE:

The fee schedule adopted by this Implementing Order is attached hereto and made a part hereof.

This Implementing Order is hereby submitted to the Board of County Commissioners of Miami-Dade County, Florida.

County Mayor

Approved by the County Attorney as
to form and legal sufficiency:

~~Regulatory and Economic Resources Department~~ Fee Schedule:
 (Consumer Protection Services and For Hire Transportation)

Fees effective October 1, ~~2015~~2016

The following regulatory and application fees are non-refundable, unless otherwise stated, and are separate from any occupational license fee that may be applicable.

~~I. AMBULANCE – Chapter 4 – Article I~~

~~The following fees pertain to Advanced Life Support and/or Basic Life Support ground or air ambulance transport services. The triennial expiration date for private ambulance Certificates is December 31st of each third calendar year following the enactment of Code modifications in the Year 2000.~~

- ~~A. Initial application fee for a Certificate of Public Convenience and Necessity by a private provider. \$ 1,500.00~~
- ~~B. Application fee for the sale, transfer or change in ownership structure of a certificate of Public Convenience and Necessity by a private provider. \$ 1,500.00~~
- ~~C. Application fee to modify the terms, conditions, provisions or limitations of a Certificate of Public Convenience and Necessity by a private provider. \$ 1,200.00~~
- ~~D. Applicants submitting a single application for more than one (1) category above must pay the greater fee applicable as the sole prevailing fee.~~
- ~~E. Triennial renewal application fee for a Certificate of Public Convenience and Necessity by a private provider. \$ 1,500.00~~
- ~~F. Annual permit fee for each transport vehicle operated by a private provider. \$ 625.00~~

~~III. LOCKSMITH – Chapter 8A – Article XVII~~

~~The following fees shall be in effect through September 30, ~~2016~~2017. Each October 1 thereafter, the fees shall be increased by the percentage increase in the Consumer Price Index during the preceding year, rounded up to the nearest \$5 increment.~~

- ~~A. Locksmith Business Registration~~
- ~~1) Initial and Annual Renewal Registration Fee (per business location) \$ ~~370.00~~375.00~~

~~Initial registration fees shall be prorated according to the number of days remaining between the date of registration issuance and the date of birth of the applicant, if the applicant is a sole proprietor, or in the case of a corporation or partnership, from the date of formation of the legal entity.~~

- 2) Late Fee for renewal of registration after expiration date (in addition to Renewal Fee)

50% of Initial and Annual Renewal Fee

- 3) Replacement of Registration Certificate \$ ~~40.00~~15.00

B. Locksmith Certificate and Permit

The following fees shall be in effect through September 30, ~~2016~~2017. Each October 1 thereafter, the fees shall be increased by the percentage increase in the Consumer Price Index during the preceding year, rounded up to the nearest \$1 increment.

Permits and certificates shall take effect on the date they are approved by the Director.

1) Apprentice Permit

- a) Initial and Annual Renewal Fee \$ ~~27.00~~28.00

- b) Late Fee for Renewal of permit after expiration date (in addition to Renewal Fee)

50% of Initial and Annual Renewal Fee

- c) Replacement of Apprentice Permit \$ ~~21.00~~5.00

2) Certified Locksmith Certification

- a) Initial and Annual Renewal Fee \$ ~~37.00~~38.00

- b) Late Fee for Renewal of Certification after expiration date (in addition to Renewal Fee)

50% of Initial and Annual Renewal Fee

- c) Replacement of Certified Locksmith Certification \$ ~~21.00~~5.00

III. MOTOR VEHICLE REPAIR – Chapter 8A – Article VIIA

Registrations, certificates, and permits shall take effect on the date they are approved by the Director.

A. Motor Vehicle Repair Shop Registration

The following fees shall be in effect through September 30, ~~2016~~2017. Each October 1 thereafter, the fees shall be increased by the percentage increase in the Consumer Price Index during the preceding year, rounded up to the nearest \$5 increment.

- | | |
|--|--------------------------------|
| 1) Initial and Annual Renewal Fee
(per business location) | \$ <u>305.00</u> <u>310.00</u> |
| 2) Late Fee for Renewal of Registration
after Expiration (in addition to Renewal Fee) | |
| 50% of Initial and Annual Renewal Fee | |
| 3) Replacement of Registration | \$ <u>45.00</u> <u>15.00</u> |

B. Mechanic/Technician Certificate or Apprentice Permit

The following fees shall be in effect through September 30, ~~2016~~2017. Each October 1 thereafter, the fees shall be increased by the percentage increase in the Consumer Price Index during the preceding year, rounded up to the nearest \$1 increment.

- | | |
|---|------------------------------|
| 1) Apprentice Permit or Certificate for Specialty or Master Mechanic,
Motor Vehicle Body Repair Technician, or
Motor Vehicle Paint Technician | |
| a) Initial and Annual Renewal Fee | \$ <u>37.00</u> <u>38.00</u> |
| b) Late Fee for Renewal of Certificate
after Expiration (in addition to Renewal Fee) | |
| 50% of Initial and Annual Renewal Fee | |
| c) Replacement of Certificate | \$ <u>22.00</u> <u>5.00</u> |

IVIII. MOVING – Chapter 8A - Article XVI

The following fees shall be in effect through September 30, ~~2016~~2017. Each October 1 thereafter, the fees shall be increased by the percentage increase in the Consumer Price Index during the preceding year, rounded up to the nearest \$5 increment.

- | | |
|---|--------------------------------|
| A. Initial and Annual Renewal Registration Fee | \$ <u>475.00</u> <u>480.00</u> |
| Initial registration fees shall be prorated according to
the number of days remaining between the date of
registration issuance and the date of birth of the applicant,
if the applicant is a sole proprietor, or in the case of a
corporation or partnership, from the date of formation of
the legal entity. | |

B. Late Fee for Renewal of Registration after Expiration (in addition to Renewal Fee)		
50% of Initial and Annual Renewal Fee		
C. Replacement of Registration Certificate	\$	45.00 <u>15.00</u>
D. Moving Decal Fee	\$	55.00 <u>60.00</u>

VIV. TOWING – Chapter 30 – Article - III

The following fees are non-refundable; however, license and decal fees paid for additional trucks which have not been inspected by the Department shall be refunded if the licensee withdraws the truck prior to inspection.

The following fees shall be in effect through September 30, ~~2016~~2017. Each October 1 thereafter, the fees shall increase by the percentage increase in the Consumer Price Index during the preceding year, rounded up to the nearest \$5 increment.

A. Towing Company License Fees		
1) Initial and Annual Renewal Fee		
Initial license fees shall be prorated according to the number of days remaining between the date of license issuance and the date of birth of the applicant, if the applicant is a sole proprietor, or in the case of a corporation or partnership, from the date of formation of the legal entity.		
a) Company with one tow truck (includes one truck decal)	\$	390.00 <u>395.00</u>
b) Each additional truck	\$	145.00 <u>150.00</u>
2) Late Fee for Renewal of License of company after expiration (in addition to Renewal Fee)		
50% of Initial and Annual Renewal Fee		
3) Replacement of License	\$	45.00 <u>15.00</u>
B. Tow Truck Decal Fees		
1) Initial and Renewal Fee for each additional Tow Truck	\$	85.00 <u>90.00</u>
2) Replacement of Decal	\$	70.00 <u>75.00</u>

VIV. WATER REMETERING – Chapter 8A – Article XVIII

C. Initial and Annual Renewal Registration Fee
(Per Unit)

1) Owner of Remetered Property \$ 5.00

The following fees shall be in effect through September 30, ~~2016~~2017. Each October 1 thereafter, the fees shall be increased by the percentage increase in the Consumer Price Index during the preceding year, rounded up to the nearest \$5 increment.

2) Remeterer \$ ~~320.00~~325.00

D. Late Fee for Renewal of Registration
after expiration date (in addition to Renewal Fee)

50% of Initial and Annual Renewal Registration Fee

E. Replacement of Registration Certificate \$ ~~45.00~~15.00

VIVI. SHOPPING CART – Chapter 8A – Section 8A-76(b)

This fee schedule establishes filing fees associated with petitions seeking an exemption from posting required notices on shopping carts.

The following fees shall be in effect through September 30, ~~2016~~2017. Each October 1 thereafter, the fees shall increase by the percentage increase in the Consumer Price Index during the preceding year, rounded up to the nearest \$1 increment.

A. Petition involving one store location \$ ~~64.00~~65.00

B. Petition for each additional store location \$ ~~32.00~~33.00

~~VIII. FOR HIRE – Chapter 4 – article III, Chapter 30 – Section 372.1 and Chapter 31
Articles I-VI~~

~~A. Chauffeur Registration~~

~~1) Initial and Annual Renewal Chauffeur Registration \$ 55.00~~

~~2) Late Fee for Renewal of Chauffeur Registration after expiration date (in addition to Renewal Fee) \$ 55.00~~

~~3) Replacement of Chauffeur Registration \$ 26.00~~

~~4) New Taxicab Chauffeur Training Program \$ 135.00~~

5) New Limousine Chauffeur Training Program	\$	70.00
6) New Private School Bus Training Program	\$	30.00
7) Training Examination Retake Fee	\$	15.00
B. Limousine License		
1) Initial License Application	\$	350.00
2) Initial and Annual Renewal License		
Initial license fees shall be prorated according to the number of months remaining between the month of date of license issuance and the month of annual renewal.		
a. Effective October 1, 2005	\$	575.00
b. Effective October 1, 2006	\$	625.00
3) Late fee for Renewal of license after expiration date (in addition to renewal fee)	\$	550.00
4) Lottery Entry	\$	100.00
5) Replacement of License	\$	35.00
6) License Holder to License Holder Transfer Application	\$	170.00
7) License Holder to Non-License Holder Transfer Application	\$	350.00
C. Non-Emergency Vehicle Certificate		
1) Initial Certificate Application	\$	300.00
2) Initial and Annual Renewal Certificate		
Initial Certificate fees shall be prorated according to the number of months remaining between the month of the date of certificate issuance and the month of annual renewal.		
a. Effective October 1, 2005	\$	575.00
b. Effective October 1, 2006	\$	625.00
3) Replacement of Certificate	\$	35.00
4) Certificate Holder to Certificate Holder Transfer Application	\$	150.00
5) Certificate Holder to Non-Certificate Holder Transfer Application	\$	300.00

~~D. Passenger Motor Carrier Certificate~~

~~Initial Certificate and operating permit fees shall be prorated according to the number of months remaining between the month of the date of issuance and the month of annual renewal.~~

1) Initial Certificate Application	\$	375.00
2) Initial and Annual Renewal Certificate		
a. Effective October 1, 2005	\$	575.00
b. Effective October 1, 2006	\$	625.00
3) Initial and Annual Renewal Operating Permit		
a. Effective October 1, 2005	\$	575.00
b. Effective October 1, 2006	\$	625.00
4) Replacement of Certificate of Operating Permit	\$	35.00
5) Modification of Certificate	\$	320.00
6) Certificate Transfer Application	\$	375.00
7) Emergency Temporary Certificate	\$	40.00

~~E. Private School Buses~~

~~See Vehicle Inspection Fees and Chauffeur Registration Fees~~

~~F. Special Transportation Service Certificates~~

~~Initial Certificate and Operating Permit fees shall be prorated according to the number of months remaining between the month of the date of the issuance and month of annual renewal.~~

1) Initial Certificate Application	\$	130.00
2) Initial and Annual Renewal Certificate		
a. Effective October 1, 2005	\$	575.00
b. Effective October 1, 2006	\$	625.00
3) Replacement of Certificate/Operating Permit	\$	35.00
4) Initial and Annual Renewal of Operating Permit		
a. Effective October 1, 2005	\$	575.00
b. Effective October 1, 2006	\$	625.00

~~G. Taxi~~

1) Initial License Application	\$	350.00
2) Initial and Annual License Renewal		
a. Effective October 1, 2005	\$	575.00
b. Effective October 1, 2006	\$	625.00

3) Late Fee for Renewal of License after expiration date (in addition to renewal fee)	\$ 550.00
4) Lottery Entry	\$ 100.00
5) Replacement of License	\$ 35.00
6) License Holder to License Holder Transfer	\$ 170.00
7) License Holder to Non-License Holder Transfer	\$ 350.00
8) Passenger Service Company Registration Fee	
 a. Effective October 1, 2005	\$ 110.00
 b. Effective October 1, 2006	\$ 150.00
H. Vehicle Inspection Fees	
1) Quarterly, Semi-Annual or Annual Vehicle Inspection, as applicable (all categories)	\$ 38.00
2) Vehicle safety re-inspection	\$ 35.00
3) Replacement of Decal	\$ 35.00
4) New Vehicle Inspection	\$ 70.00
5) Vehicle re-inspection (non-safety)	\$ 20.00

IXVII. MOTOR VEHICLE TITLE LOANS – Chapter 8A- Article III

The following fees shall be in effect through September 30, ~~2016~~2017. Each October 1 thereafter, the fees shall increase by the percentage increase in the Consumer Price Index during the preceding year, rounded up to the nearest \$5 increment.

A. Motor Vehicle Title Loan Business License Fees	
1) Initial Application and License Fee	\$ 1,750.00 <u>1,770.00</u>
2) Biannual Renewal Fee	\$ 1,335.00 <u>1,350.00</u>
3) Reactivation Fee (in addition to the Biannual Renewal Fee within 90 days of expiration)	\$ 290.00 <u>295.00</u>
4) Replacement of License	\$ 80.00 <u>15.00</u>

XVIII. IMMOBILIZATION OF MOTOR VEHICLES – Chapter 30 – Article III

The following fees shall be in effect through September 30, ~~2016~~2017. Each October 1 thereafter, the fees shall increase by the percentage increase in the Consumer Price Index during the preceding year, rounded up to the nearest \$5 increment.

- | | | |
|--|----|--------------------------|
| A. Immobilization Company License Fees | | |
| 1) Initial and Annual Renewal Fee | \$ | 695.00 705.00 |
| Initial License fees shall be prorated according to the number of days remaining between the date of license issuance and the date of birth of the applicant, if the applicant is a sole proprietor, or in the case of a corporation or partnership, from the date of formation of the legal entity. | | |
| 2) Late Fee for Renewal of License of company after expiration 50% of Initial (in addition to Renewal Fee) and Annual Renewal Fee | | |
| 3) Replacement of License | \$ | 37.00 15.00 |
| B. Immobilization Individual license Fees | | |
| 1) Initial and Annual Renewal Fee | \$ | 110.00 115.00 |
| Initial license fees shall be prorated according to the number of days remaining between the date of license issuance and the date of birth of the applicant | | |
| 2) Late Fee for Renewal of License of Individual after expiration 50% of Initial (in addition to Renewal Fee) and Annual Renewal Fee | | |
| 3) Replacement of License | \$ | 40.00 5.00 |

XIX. ADMINISTRATIVE RECOVERY FEES – ~~Chapter 4-Article I & III; 8A-Section 8A-76(B), Article III, VIIA, XVI, XVII, XVIII, XX, XXII; Chapter 8AA-Article III, Chapter 30-Section 372.1, Article III, Chapter 31-Article I-VI~~

The following fees are for administrative, licensing, collection and enforcement related activities necessary beyond the issuance of civil citations under Chapter 8CC.

- | | | |
|--|----|-------------|
| A. Collection Processing Fees | | |
| 1) Case Processing Fee | \$ | Actual Cost |
| 2) Lien Processing Fee | \$ | Actual Cost |
| 3) Lien Recording Fee | \$ | Actual Cost |
| 4) Lien Cancellation Fee | \$ | Actual Cost |
| 5) Research Fee | \$ | Actual Cost |
| 6) Inspection (each) when in excess of two | \$ | 75.00 |

B. Interest charges at the rate of 12% per year, as amended by the Board of County Commissioners from time to time, may be assessed in addition to any other penalties.

C. Background Check	\$	Actual Cost
D. Notary Fee	\$	7.00
E. Administrative Hearing	\$	85.00
F. Special Event reimbursement	\$	Actual Cost
G. Agricultural Tours reimbursement	\$	Actual Cost

XIII. REGISTRATION OF DOMESTIC PARTNERSHIP – Chapter 11A – Article IX

The following fees shall be in effect through September 30, ~~2016~~ 2017. Each October 1 thereafter, the fees shall increase by the percentage increase in the Consumer Price Index during the preceding year, rounded up to the nearest \$1 increment.

A. Domestic Partnership Declaration Fees		
1) Initial Registration	\$	59.00 <u>60.00</u>
2) Amendment	\$	31.00 <u>32.00</u>
3) Termination	\$	31.00 <u>32.00</u>
4) Document Replacement	\$	21.00 <u>25.00</u>
5) Additional Certificate	\$	11.00 <u>15.00</u>

XIII. REGISTRATION OF PAIN MANAGEMENT CLINICS – Chapter 8A, Article XX

The following fees shall be in effect through September 30, ~~2016~~ 2017. Each October 1 thereafter, the fees shall increase by the percentage increase in the Consumer Price Index during the preceding year, rounded up to the nearest \$5 increment.

A. Initial and Annual Renewal Registration Fee	\$	350.00 <u>355.00</u>
B. Late Fee for Renewal of Registration after Expiration (in addition to Renewal Fee) 50% of Initial and Annual Renewal Fee		
C. Replacement of Registration Certificate	\$	15.00

XIVXII. REGISTRATION OF PERSONAL INJURY PROTECTION MEDICAL PROVIDERS – Chapter 8A, Article XXII

The following fees shall be in effect through September 30, ~~2016~~2017. Each October 1 thereafter, the fees shall increase by the percentage increase in the Consumer Price Index during the preceding year, rounded up to the nearest \$5 increment.

- | | | | |
|----|--|----|---------------------------------|
| A. | Initial and Annual Renewal Registration Fee
Initial registration fees shall be prorated according to the number of days remaining between the date of registration issuance and the date of birth of the applicant, if the applicant is a sole proprietor, or in the case of a corporation or partnership, from the date of formation of the legal entity | \$ | 465.00 <u>470.00</u> |
| B. | Late Fee for Renewal of Registration after Expiration (in addition to Renewal Fee)

50% of Initial and Annual Renewal Fee | | |
| C. | Replacement of Registration Certificate | \$ | 30.00 <u>15.00</u> |

I.O. No.: 4-110
 Ordered: 09/~~17~~/2015
 Effective: 10/01/2015

MIAMI-DADE COUNTY
 IMPLEMENTING ORDER

SCHEDULE OF RATES, FEES AND CHARGES FOR MIAMI-DADE WATER AND SEWER
 DEPARTMENT

AUTHORITY:

The Miami-Dade County Home Rule Charter, including among others, Sections 1.01 and 2.02A, and Chapters 2 and 32 of the Code of Miami-Dade County.

SUPERSEDES:

This Implementing Order (IO) supersedes IO 4-110 ordered September ~~18, 2014~~17, 2015 and effective October 1, ~~2014~~2015. This IO is ordered on September ~~17, 2015~~22, 2016 and is effective on October 1, ~~2015~~2016.

POLICY:

This Implementing Order provides a schedule of rates, fees and charges for water and sewer service.

PROCEDURE:

The Director of the Miami-Dade Water and Sewer Department shall be responsible for the billing and collection of rates, fees and charges and the delivery of the required services pursuant to Chapter 2 and 32 of the Code of Miami-Dade County and this Implementing Order. Every year, or earlier, if need be, the Director shall review all rates, fees and charges in terms of cost and recommend necessary changes to the County Mayor through this Implementing Order procedure.

RATES, FEES AND CHARGES SCHEDULE:

The schedule adopted by this Implementing Order is attached hereto and made a part hereof.

This Implementing Order is hereby submitted to the Board of County Commissioners of Miami-Dade County, Florida.

Approved by the County Attorney as
 to form and legal sufficiency _____

Rates subject to change

**MIAMI-DADE WATER AND SEWER DEPARTMENT
SCHEDULE OF RATES**

RESIDENTIAL CUSTOMER

WATER	<u>Effective</u> <u>October 1, 2015</u>	<u>Proposed</u> <u>October 1, 2016</u>
Meter Charge:	Monthly Charge	
Meter Size		
5/8"	\$3.20	\$3.20
1"	\$11.42	<u>\$12.38</u>
1.5"	\$22.84	<u>\$24.76</u>
2"	\$36.53	<u>\$39.60</u>
3"	\$73.07	<u>\$79.21</u>
4"	\$114.17	<u>\$123.76</u>
6"	\$228.32	<u>\$247.50</u>
8"	\$365.33	<u>\$396.02</u>
10"	\$525.16	<u>\$569.28</u>
12"	\$981.83	<u>\$1,064.30</u>
14"	\$1,826.63	<u>\$1,980.07</u>
16"	\$2,511.63	<u>\$2,722.61</u>
Flow Rate All Usage:	Monthly Charge	
Usage per 100 cubic feet (ccf):		
0 to 5 ccf	\$0.3740	\$0.3740
6 to 9 ccf	\$3.0057	<u>\$3.3469</u>
10 to 17 ccf	\$3.5579	<u>\$3.8568</u>
18 ccf and over	\$5.8808	<u>\$6.3748</u>
Usage per 1,000 gallons:		
0 to 3,740 gallons	\$0.5000	\$0.5000
3,741 to 6,750 gallons	\$4.0183	<u>\$4.4745</u>
6,751 to 12,716 gallons	\$4.7566	<u>\$5.1562</u>
12,717 gallons and over	\$7.8620	<u>\$8.5224</u>

NOTE: 100 cubic feet (ccf) equals 748 gallons

Residential: a retail customer/account consisting of a single family residence or duplex being served by a common meter

Rates subject to change

**MIAMI-DADE WATER AND SEWER DEPARTMENT
SCHEDULE OF RATES**

RESIDENTIAL CUSTOMER

WATER	<u>Effective</u> <u>October 1, 2015</u>	<u>Proposed</u> <u>October 1, 2016</u>
Meter Charge:	Quarterly Charge	
Meter Size		
5/8"	\$9.60	\$9.60
1"	\$34.26	<u>\$37.14</u>
1.5"	\$68.52	<u>\$74.28</u>
2"	\$109.59	<u>\$118.80</u>
3"	\$219.21	<u>\$237.63</u>
4"	\$342.51	<u>\$371.28</u>
6"	\$684.96	<u>\$742.50</u>
8"	\$1,095.99	<u>\$1,188.06</u>
10"	\$1,575.48	<u>\$1,707.84</u>
12"	\$2,945.49	<u>\$3,192.90</u>
14"	\$5,479.89	<u>\$5,940.21</u>
16"	\$7,534.89	<u>\$8,167.83</u>
Flow Rate All Usage:	Quarterly Charge	
Usage per 100 cubic feet (ccf):		
0 to 15 ccf	\$0.3740	\$0.3740
16 to 27 ccf	\$3.0057	<u>\$3.3469</u>
28 to 51 ccf	\$3.5579	<u>\$3.8568</u>
52 ccf and over	\$5.8808	<u>\$6.3748</u>
Usage per 1,000 gallons:		
0 to 11,220 gallons	\$0.5000	\$0.5000
11,221 to 20,250 gallons	\$4.0183	<u>\$4.4745</u>
20,251 to 38,148 gallons	\$4.7566	<u>\$5.1562</u>
38,149 gallons and over	\$7.8620	<u>\$8.5224</u>

NOTE: 100 cubic feet (ccf) equals 748 gallons

Residential: a retail customer/account consisting of a single family residence or duplex being served by a common meter

Rates subject to change

**MIAMI-DADE WATER AND SEWER DEPARTMENT
SCHEDULE OF RATES**

MULTI-FAMILY DWELLINGS (MFD)

WATER	<u>Effective</u> <u>October 1, 2015</u>	<u>Proposed</u> <u>October 1, 2016</u>
Meter Charge:	Monthly Charge	
Meter Size		
5/8" to 16"	\$2.56	\$2.56
<i>Meter charge will be applied per unit</i>		
Flow Rate All Usage Per Unit:	Monthly Charge	
Usage per 100 cubic feet (ccf):		
0 to 4 ccf	\$0.3740	\$0.3740
5 to 7 ccf	\$3.0057	<u>\$3.3469</u>
8 to 14 ccf	\$3.5579	<u>\$3.8568</u>
15 ccf and over	\$5.8808	<u>\$6.3748</u>
Usage per 1,000 gallons:		
0 to 2,992 gallons	\$0.5000	\$0.5000
2,993 to 5,400 gallons	\$4.0183	<u>\$4.4745</u>
5,401 to 10,173 gallons	\$4.7566	<u>\$5.1562</u>
10,174 gallons and over	\$7.8620	<u>\$8.5224</u>

NOTE: 100 cubic feet (ccf) equals 748 gallons

Multi-family: a retail customer/account consisting of more than 2 residential customers served by a common meter(s)

Rates subject to change

**MIAMI-DADE WATER AND SEWER DEPARTMENT
SCHEDULE OF RATES**

MULTI-FAMILY DWELLINGS (MFD)

WATER	<u>Effective</u> <u>October 1, 2015</u>	<u>Proposed</u> <u>October 1, 2016</u>
Meter Charge:	Quarterly Charge	
Meter Size		
5/8" to 16"	\$7.68	\$7.68
<i>Meter charge will be applied per unit</i>		
Flow Rate All Usage Per Unit:	Quarterly Charge	
Usage per 100 cubic feet (ccf):		
0 to 12 ccf	\$0.3740	\$0.3740
13 to 21 ccf	\$3.0057	<u>\$3.3469</u>
22 to 42 ccf	\$3.5579	<u>\$3.8568</u>
43 ccf and over	\$5.8808	<u>\$6.3748</u>
Usage per 1,000 gallons:		
0 to 8,976 gallons	\$0.5000	\$0.5000
8,977 to 16,200 gallons	\$4.0183	<u>\$4.4745</u>
16,201 to 30,519 gallons	\$4.7566	<u>\$5.1562</u>
30,520 gallons and over	\$7.8620	<u>\$8.5224</u>

NOTE: 100 cubic feet (ccf) equals 748 gallons

Multi-family: a retail customer/account consisting of more than 2 residential customers served by a common meter(s)

Rates subject to change

**MIAMI-DADE WATER AND SEWER DEPARTMENT
SCHEDULE OF RATES**

NON-RESIDENTIAL CUSTOMERS

WATER	<u>Effective</u> <u>October 1, 2015</u>	<u>Proposed</u> <u>October 1, 2016</u>
Meter Charge:	Monthly Charge	
Meter Size		
5/8"	\$3.20	\$3.20
Flow Rate All Usage:	Monthly Charge	
Usage per 100 cubic feet (ccf):		
0 to 5 ccf	\$0.3740	\$0.3740
6 to 9 ccf	\$3.0057	<u>\$3.3469</u>
10 to 17 ccf	\$3.5579	<u>\$3.8568</u>
18 ccf and over	\$5.8808	<u>\$6.3748</u>
Usage per 1,000 gallons:		
0 to 3,740 gallons	\$0.5000	\$0.5000
3,741 to 6,750 gallons	\$4.0183	<u>\$4.4745</u>
6,751 to 12,716 gallons	\$4.7566	<u>\$5.1562</u>
12,717 gallons and over	\$7.8620	<u>\$8.5224</u>
Meter Charge:	Monthly Charge	
Meter Size		
1"	\$11.42	<u>\$12.38</u>
Flow Rate All Usage:	Monthly Charge	
Usage per 100 cubic feet (ccf):		
0 to 13 ccf	\$0.3740	\$0.3740
14 to 23 ccf	\$3.0057	<u>\$3.3469</u>
24 to 43 ccf	\$3.5579	<u>\$3.8568</u>
44 ccf and over	\$5.8808	<u>\$6.3748</u>
Usage per 1,000 gallons:		
0 to 9,350 gallons	\$0.5000	\$0.5000
9,351 to 16,875 gallons	\$4.0183	<u>\$4.4745</u>
16,876 to 31,790 gallons	\$4.7566	<u>\$5.1562</u>
31,791 gallons and over	\$7.8620	<u>\$8.5224</u>

NOTE: 100 cubic feet (ccf) equals 748 gallons

Non-Residential: a retail customer/account consisting of business, commercial, industrial, or any combination thereof or mixed-use building

Rates subject to change

**MIAMI-DADE WATER AND SEWER DEPARTMENT
SCHEDULE OF RATES**

NON-RESIDENTIAL CUSTOMERS

WATER	<u>Effective</u> <u>October 1, 2015</u>	<u>Proposed</u> <u>October 1, 2016</u>
Meter Charge:	Monthly Charge	
Meter Size		
1.5"	\$22.84	<u>\$24.76</u>
Flow Rate All Usage:	Monthly Charge	
Usage per 100 cubic feet (ccf):		
0 to 25 ccf	\$0.3740	\$0.3740
26 to 45 ccf	\$3.0057	<u>\$3.3469</u>
46 to 85 ccf	\$3.5579	<u>\$3.8568</u>
86 ccf and over	\$5.8808	<u>\$6.3748</u>
Usage per 1,000 gallons:		
0 to 18,700 gallons	\$0.5000	\$0.5000
18,701 to 33,750 gallons	\$4.0183	<u>\$4.4745</u>
33,751 to 63,580 gallons	\$4.7566	<u>\$5.1562</u>
63,581 gallons and over	\$7.8620	<u>\$8.5224</u>
Meter Charge:	Monthly Charge	
Meter Size		
2"	\$36.53	<u>\$39.60</u>
Flow Rate All Usage:	Monthly Charge	
Usage per 100 cubic feet (ccf):		
0 to 40 ccf	\$0.3740	\$0.3740
41 to 72 ccf	\$3.0057	<u>\$3.3469</u>
73 to 136 ccf	\$3.5579	<u>\$3.8568</u>
137 ccf and over	\$5.8808	<u>\$6.3748</u>
Usage per 1,000 gallons:		
0 to 29,920 gallons	\$0.5000	\$0.5000
29,921 to 54,000 gallons	\$4.0183	<u>\$4.4745</u>
54,001 to 101,728 gallons	\$4.7566	<u>\$5.1562</u>
101,729 gallons and over	\$7.8620	<u>\$8.5224</u>

NOTE: 100 cubic feet (ccf) equals 748 gallons

Non-Residential: a retail customer/account consisting of business, commercial, industrial, or any combination thereof or mixed-use building

Rates subject to change

**MIAMI-DADE WATER AND SEWER DEPARTMENT
SCHEDULE OF RATES**

NON-RESIDENTIAL CUSTOMERS

WATER	<u>Effective</u> <u>October 1, 2015</u>	<u>Proposed</u> <u>October 1, 2016</u>
Meter Charge:	Monthly Charge	
Meter Size		
3"	\$73.07	<u>\$79.21</u>
Flow Rate All Usage:	Monthly Charge	
Usage per 100 cubic feet (ccf):		
0 to 80 ccf	\$0.3740	\$0.3740
81 to 144 ccf	\$3.0057	<u>\$3.3469</u>
145 to 272 ccf	\$3.5579	<u>\$3.8568</u>
273 ccf and over	\$5.8808	<u>\$6.3748</u>
Usage per 1,000 gallons:		
0 to 59,840 gallons	\$0.5000	\$0.5000
59,841 to 108,000 gallons	\$4.0183	<u>\$4.4745</u>
108,001 to 203,456 gallons	\$4.7566	<u>\$5.1562</u>
203,457 gallons and over	\$7.8620	<u>\$8.5224</u>
Meter Charge:	Monthly Charge	
Meter Size		
4"	\$114.17	<u>\$123.76</u>
Flow Rate All Usage:	Monthly Charge	
Usage per 100 cubic feet (ccf):		
0 to 125 ccf	\$0.3740	\$0.3740
126 to 226 ccf	\$3.0057	<u>\$3.3469</u>
227 to 425 ccf	\$3.5579	<u>\$3.8568</u>
426 ccf and over	\$5.8808	<u>\$6.3748</u>
Usage per 1,000 gallons:		
0 to 93,500 gallons	\$0.5000	\$0.5000
93,501 to 168,750 gallons	\$4.0183	<u>\$4.4745</u>
168,751 to 317,900 gallons	\$4.7566	<u>\$5.1562</u>
317,901 gallons and over	\$7.8620	<u>\$8.5224</u>

NOTE: 100 cubic feet (ccf) equals 748 gallons

Non-Residential: a retail customer/account consisting of business, commercial, industrial, or any combination thereof or mixed-use building

Rates subject to change

**MIAMI-DADE WATER AND SEWER DEPARTMENT
SCHEDULE OF RATES**

NON-RESIDENTIAL CUSTOMERS

WATER	<u>Effective</u> <u>October 1, 2015</u>	<u>Proposed</u> <u>October 1, 2016</u>
Meter Charge:	Monthly Charge	
Meter Size		
6"	\$228.32	<u>\$247.50</u>
Flow Rate All Usage:	Monthly Charge	
Usage per 100 cubic feet (ccf):		
0 to 250 ccf	\$0.3740	\$0.3740
251 to 451 ccf	\$3.0057	<u>\$3.3469</u>
452 to 850 ccf	\$3.5579	<u>\$3.8568</u>
851 ccf and over	\$5.8808	<u>\$6.3748</u>
Usage per 1,000 gallons:		
0 to 187,000 gallons	\$0.5000	\$0.5000
187,001 to 337,500 gallons	\$4.0183	<u>\$4.4745</u>
337,501 to 635,800 gallons	\$4.7566	<u>\$5.1562</u>
635,801 gallons and over	\$7.8620	<u>\$8.5224</u>
Meter Charge:	Monthly Charge	
Meter Size		
8"	\$365.33	<u>\$396.02</u>
Flow Rate All Usage:	Monthly Charge	
Usage per 100 cubic feet (ccf):		
0 to 400 ccf	\$0.3740	\$0.3740
401 to 722 ccf	\$3.0057	<u>\$3.3469</u>
723 to 1,360 ccf	\$3.5579	<u>\$3.8568</u>
1,361 ccf and over	\$5.8808	<u>\$6.3748</u>
Usage per 1,000 gallons:		
0 to 299,200 gallons	\$0.5000	\$0.5000
299,201 to 540,000 gallons	\$4.0183	<u>\$4.4745</u>
540,001 to 1,017,280 gallons	\$4.7566	<u>\$5.1562</u>
1,017,281 gallons and over	\$7.8620	<u>\$8.5224</u>

NOTE: 100 cubic feet (ccf) equals 748 gallons

Non-Residential: a retail customer/account consisting of business, commercial, industrial, or any combination thereof or mixed-use building

Rates subject to change

**MIAMI-DADE WATER AND SEWER DEPARTMENT
SCHEDULE OF RATES**

NON-RESIDENTIAL CUSTOMERS

WATER	<u>Effective</u> <u>October 1, 2015</u>	<u>Proposed</u> <u>October 1, 2016</u>
Meter Charge:	Monthly Charge	
Meter Size		
10"	\$525.16	<u>\$569.28</u>
Flow Rate All Usage:	Monthly Charge	
Usage per 100 cubic feet (ccf):		
0 to 575 ccf	\$0.3740	\$0.3740
576 to 1,038 ccf	\$3.0057	<u>\$3.3469</u>
1,039 to 1,955 ccf	\$3.5579	<u>\$3.8568</u>
1,956 ccf and over	\$5.8808	<u>\$6.3748</u>
Usage per 1,000 gallons:		
0 to 430,100 gallons	\$0.5000	\$0.5000
430,101 to 776,250 gallons	\$4.0183	<u>\$4.4745</u>
776,251 to 1,462,340 gallons	\$4.7566	<u>\$5.1562</u>
1,462,341 gallons and over	\$7.8620	<u>\$8.5224</u>
Meter Charge:	Monthly Charge	
Meter Size		
12"	\$981.83	<u>\$1,064.30</u>
Flow Rate All Usage:	Monthly Charge	
Usage per 100 cubic feet (ccf):		
0 to 1,075 ccf	\$0.3740	\$0.3740
1,076 to 1,940 ccf	\$3.0057	<u>\$3.3469</u>
1,941 to 3,655 ccf	\$3.5579	<u>\$3.8568</u>
3,656 ccf and over	\$5.8808	<u>\$6.3748</u>
Usage per 1,000 gallons:		
0 to 804,100 gallons	\$0.5000	\$0.5000
804,101 to 1,451,250 gallons	\$4.0183	<u>\$4.4745</u>
1,451,251 to 2,733,940 gallons	\$4.7566	<u>\$5.1562</u>
2,733,941 gallons and over	\$7.8620	<u>\$8.5224</u>

NOTE: 100 cubic feet (ccf) equals 748 gallons

Non-Residential: a retail customer/account consisting of business, commercial, industrial, or any combination thereof or mixed-use building

Rates subject to change

**MIAMI-DADE WATER AND SEWER DEPARTMENT
SCHEDULE OF RATES**

NON-RESIDENTIAL CUSTOMERS

WATER	<u>Effective</u> <u>October 1, 2015</u>	<u>Proposed</u> <u>October 1, 2016</u>
Meter Charge:	Monthly Charge	
Meter Size		
14"	\$1,826.63	<u>\$1,980.07</u>
Flow Rate All Usage:	Monthly Charge	
Usage per 100 cubic feet (ccf):		
0 to 2,000 ccf	\$0.3740	\$0.3740
2,001 to 3,610 ccf	\$3.0057	<u>\$3.3469</u>
3,611 to 6,800 ccf	\$3.5579	<u>\$3.8568</u>
6,801 ccf and over	\$5.8808	<u>\$6.3748</u>
Usage per 1,000 gallons:		
0 to 1,496,000 gallons	\$0.5000	\$0.5000
1,496,001 to 2,700,000 gallons	\$4.0183	<u>\$4.4745</u>
2,700,001 to 5,086,400 gallons	\$4.7566	<u>\$5.1562</u>
5,086,401 gallons and over	\$7.8620	<u>\$8.5224</u>
Meter Charge:	Monthly Charge	
Meter Size		
16"	<u>\$2,511.63</u>	<u>\$2,722.61</u>
Flow Rate All Usage:	Monthly Charge	
Usage per 100 cubic feet (ccf):		
0 to 2,750 ccf	\$0.3740	\$0.3740
2,751 to 4,963 ccf	\$3.0057	<u>\$3.3469</u>
4,964 to 9,350 ccf	\$3.5579	<u>\$3.8568</u>
9,351 ccf and over	\$5.8808	<u>\$6.3748</u>
Usage per 1,000 gallons:		
0 to 2,057,000 gallons	\$0.5000	\$0.5000
2,057,001 to 3,712,500 gallons	\$4.0183	<u>\$4.4745</u>
3,712,501 to 6,993,800 gallons	\$4.7566	<u>\$5.1562</u>
6,993,801 gallons and over	\$7.8620	<u>\$8.5224</u>

NOTE: 100 cubic feet (ccf) equals 748 gallons

Non-Residential: a retail customer/account consisting of business, commercial, industrial, or any combination thereof or mixed-use building

Rates subject to change

**MIAMI-DADE WATER AND SEWER DEPARTMENT
SCHEDULE OF RATES**

NON-RESIDENTIAL CUSTOMERS

WATER	<u>Effective</u> <u>October 1, 2015</u>	<u>Proposed</u> <u>October 1, 2016</u>
Meter Charge:	Quarterly Charge	
Meter Size		
5/8"	\$9.60	\$9.60
Flow Rate All Usage:	Quarterly Charge	
Usage per 100 cubic feet (ccf):		
0 to 15 ccf	\$0.3740	\$0.3740
16 to 27 ccf	\$3.0057	<u>\$3.3469</u>
28 to 51 ccf	\$3.5579	<u>\$3.8568</u>
52 ccf and over	\$5.8808	<u>\$6.3748</u>
Usage per 1,000 gallons:		
0 to 11,220 gallons	\$0.5000	\$0.5000
11,221 to 20,250 gallons	\$4.0183	<u>\$4.4745</u>
20,251 to 38,148 gallons	\$4.7566	<u>\$5.1562</u>
38,149 gallons and over	\$7.8620	<u>\$8.5224</u>
Meter Charge:	Quarterly Charge	
Meter Size		
1"	\$34.26	<u>\$37.14</u>
Flow Rate All Usage:	Quarterly Charge	
Usage per 100 cubic feet (ccf):		
0 to 38 ccf	\$0.3740	\$0.3740
39 to 68 ccf	\$3.0057	<u>\$3.3469</u>
69 to 128 ccf	\$3.5579	<u>\$3.8568</u>
129 ccf and over	\$5.8808	<u>\$6.3748</u>
Usage per 1,000 gallons:		
0 to 28,050 gallons	\$0.5000	\$0.5000
28,051 to 50,625 gallons	\$4.0183	<u>\$4.4745</u>
50,626 to 95,370 gallons	\$4.7566	<u>\$5.1562</u>
95,371 gallons and over	\$7.8620	<u>\$8.5224</u>

NOTE: 100 cubic feet (ccf) equals 748 gallons

Non-Residential: a retail customer/account consisting of business, commercial, industrial, or any combination thereof or mixed-use building

Rates subject to change

**MIAMI-DADE WATER AND SEWER DEPARTMENT
SCHEDULE OF RATES**

NON-RESIDENTIAL CUSTOMERS

WATER	<u>Effective</u> <u>October 1, 2015</u>	<u>Proposed</u> <u>October 1, 2016</u>
Meter Charge:	Quarterly Charge	
Meter Size		
1.5"	\$68.52	<u>\$74.28</u>
Flow Rate All Usage:	Quarterly Charge	
Usage per 100 cubic feet (ccf):		
0 to 75 ccf	\$0.3740	\$0.3740
76 to 135 ccf	\$3.0057	<u>\$3.3469</u>
136 to 255 ccf	\$3.5579	<u>\$3.8568</u>
256 ccf and over	\$5.8808	<u>\$6.3748</u>
Usage per 1,000 gallons:		
0 to 56,100 gallons	\$0.5000	\$0.5000
56,101 to 101,250 gallons	\$4.0183	<u>\$4.4745</u>
101,251 to 190,740 gallons	\$4.7566	<u>\$5.1562</u>
190,741 gallons and over	\$7.8620	<u>\$8.5224</u>
Meter Charge:	Quarterly Charge	
Meter Size		
2"	\$109.59	<u>\$118.80</u>
Flow Rate All Usage:	Quarterly Charge	
Usage per 100 cubic feet (ccf):		
0 to 120 ccf	\$0.3740	\$0.3740
121 to 217 ccf	\$3.0057	<u>\$3.3469</u>
218 to 408 ccf	\$3.5579	<u>\$3.8568</u>
409 ccf and over	\$5.8808	<u>\$6.3748</u>
Usage per 1,000 gallons:		
0 to 89,760 gallons	\$0.5000	\$0.5000
89,761 to 162,000 gallons	\$4.0183	<u>\$4.4745</u>
162,001 to 305,184 gallons	\$4.7566	<u>\$5.1562</u>
305,185 gallons and over	\$7.8620	<u>\$8.5224</u>

NOTE: 100 cubic feet (ccf) equals 748 gallons

Non-Residential: a retail customer/account consisting of business, commercial, industrial, or any combination thereof or mixed-use building

Rates subject to change

**MIAMI-DADE WATER AND SEWER DEPARTMENT
SCHEDULE OF RATES**

NON-RESIDENTIAL CUSTOMERS

WATER	<u>Effective</u> <u>October 1, 2015</u>	<u>Proposed</u> <u>October 1, 2016</u>
Meter Charge:	Quarterly Charge	
Meter Size		
3"	\$219.21	<u>\$237.63</u>
Flow Rate All Usage:	Quarterly Charge	
Usage per 100 cubic feet (ccf):		
0 to 240 ccf	\$0.3740	\$0.3740
241 to 433 ccf	\$3.0057	<u>\$3.3469</u>
434 to 816 ccf	\$3.5579	<u>\$3.8568</u>
817 ccf and over	\$5.8808	<u>\$6.3748</u>
Usage per 1,000 gallons:		
0 to 179,520 gallons	\$0.5000	\$0.5000
179,521 to 324,000 gallons	\$4.0183	<u>\$4.4745</u>
324,001 to 610,368 gallons	\$4.7566	<u>\$5.1562</u>
610,369 gallons and over	\$7.8620	<u>\$8.5224</u>
Meter Charge:	Quarterly Charge	
Meter Size		
4"	\$342.51	<u>\$371.28</u>
Flow Rate All Usage:	Quarterly Charge	
Usage per 100 cubic feet (ccf):		
0 to 375 ccf	\$0.3740	\$0.3740
376 to 677 ccf	\$3.0057	<u>\$3.3469</u>
678 to 1,275 ccf	\$3.5579	<u>\$3.8568</u>
1,276 ccf and over	\$5.8808	<u>\$6.3748</u>
Usage per 1,000 gallons:		
0 to 280,500 gallons	\$0.5000	\$0.5000
280,501 to 506,250 gallons	\$4.0183	<u>\$4.4745</u>
506,251 to 953,700 gallons	\$4.7566	<u>\$5.1562</u>
953,701 gallons and over	\$7.8620	<u>\$8.5224</u>

NOTE: 100 cubic feet (ccf) equals 748 gallons

Non-Residential: a retail customer/account consisting of business, commercial, industrial, or any combination thereof or mixed-use building

Rates subject to change

**MIAMI-DADE WATER AND SEWER DEPARTMENT
SCHEDULE OF RATES**

NON-RESIDENTIAL CUSTOMERS

WATER	<u>Effective</u> <u>October 1, 2015</u>	<u>Proposed</u> <u>October 1, 2016</u>
Meter Charge:	Quarterly Charge	
Meter Size		
6"	\$684.96	<u>\$742.50</u>
Flow Rate All Usage:	Quarterly Charge	
Usage per 100 cubic feet (ccf):		
0 to 750 ccf	\$0.3740	\$0.3740
751 to 1,354 ccf	\$3.0057	<u>\$3.3469</u>
1,355 to 2,550 ccf	\$3.5579	<u>\$3.8568</u>
2,551 ccf and over	\$5.8808	<u>\$6.3748</u>
Usage per 1,000 gallons:		
0 to 561,000 gallons	\$0.5000	\$0.5000
561,001 to 1,012,500 gallons	\$4.0183	<u>\$4.4745</u>
1,012,501 to 1,907,400 gallons	\$4.7566	<u>\$5.1562</u>
1,907,401 gallons and over	\$7.8620	<u>\$8.5224</u>
Meter Charge:	Quarterly Charge	
Meter Size		
8"	\$1,095.99	<u>\$1,188.06</u>
Flow Rate All Usage:	Quarterly Charge	
Usage per 100 cubic feet (ccf):		
0 to 1,200 ccf	\$0.3740	\$0.3740
1,201 to 2,166 ccf	\$3.0057	<u>\$3.3469</u>
2,167 to 4,080 ccf	\$3.5579	<u>\$3.8568</u>
4,081 ccf and over	\$5.8808	<u>\$6.3748</u>
Usage per 1,000 gallons:		
0 to 897,600 gallons	\$0.5000	\$0.5000
897,601 to 1,620,000 gallons	\$4.0183	<u>\$4.4745</u>
1,620,001 to 3,051,840 gallons	\$4.7566	<u>\$5.1562</u>
3,051,841 gallons and over	\$7.8620	<u>\$8.5224</u>

NOTE: 100 cubic feet (ccf) equals 748 gallons

Non-Residential: a retail customer/account consisting of business, commercial, industrial, or any combination thereof or mixed-use building

Rates subject to change

**MIAMI-DADE WATER AND SEWER DEPARTMENT
SCHEDULE OF RATES**

NON-RESIDENTIAL CUSTOMERS

WATER	<u>Effective</u> <u>October 1, 2015</u>	<u>Proposed</u> <u>October 1, 2016</u>
Meter Charge:	Quarterly Charge	
Meter Size		
10"	\$1,575.48	<u>\$1,707.84</u>
Flow Rate All Usage:	Quarterly Charge	
Usage per 100 cubic feet (ccf):		
0 to 1,725 ccf	\$0.3740	\$0.3740
1,726 to 3,113 ccf	\$3.0057	<u>\$3.3469</u>
3,114 to 5,865 ccf	\$3.5579	<u>\$3.8568</u>
5,866 ccf and over	\$5.8808	<u>\$6.3748</u>
Usage per 1,000 gallons:		
0 to 1,290,300 gallons	\$0.5000	\$0.5000
1,290,301 to 2,328,750 gallons	\$4.0183	<u>\$4.4745</u>
2,328,751 to 4,387,020 gallons	\$4.7566	<u>\$5.1562</u>
4,387,021 gallons and over	\$7.8620	<u>\$8.5224</u>
Meter Charge:	Quarterly Charge	
Meter Size		
12"	\$2,945.49	<u>\$3,192.90</u>
Flow Rate All Usage:	Quarterly Charge	
Usage per 100 cubic feet (ccf):		
0 to 3,225 ccf	\$0.3740	\$0.3740
3,226 to 5,821 ccf	\$3.0057	<u>\$3.3469</u>
5,822 to 10,965 ccf	\$3.5579	<u>\$3.8568</u>
10,966 ccf and over	\$5.8808	<u>\$6.3748</u>
Usage per 1,000 gallons:		
0 to 2,412,300 gallons	\$0.5000	\$0.5000
2,412,301 to 4,353,750 gallons	\$4.0183	<u>\$4.4745</u>
4,353,751 to 8,201,820 gallons	\$4.7566	<u>\$5.1562</u>
8,201,821 gallons and over	\$7.8620	<u>\$8.5224</u>

NOTE: 100 cubic feet (ccf) equals 748 gallons

Non-Residential: a retail customer/account consisting of business, commercial, industrial, or any combination thereof or mixed-use building

Rates subject to change

**MIAMI-DADE WATER AND SEWER DEPARTMENT
SCHEDULE OF RATES**

NON-RESIDENTIAL CUSTOMERS

WATER	<u>Effective</u> <u>October 1, 2015</u>	<u>Proposed</u> <u>October 1, 2016</u>
Meter Charge:	Quarterly Charge	
Meter Size		
14"	\$5,479.89	<u>\$5,940.21</u>
Flow Rate All Usage:	Quarterly Charge	
Usage per 100 cubic feet (ccf):		
0 to 6,000 ccf	\$0.3740	\$0.3740
6,001 to 10,829 ccf	\$3.0057	<u>\$3.3469</u>
10,830 to 20,400 ccf	\$3.5579	<u>\$3.8568</u>
20,401 ccf and over	\$5.8808	<u>\$6.3748</u>
Usage per 1,000 gallons:		
0 to 4,488,000 gallons	\$0.5000	\$0.5000
4,488,001 to 8,100,000 gallons	\$4.0183	<u>\$4.4745</u>
8,100,001 to 15,259,200 gallons	\$4.7566	<u>\$5.1562</u>
15,259,201 gallons and over	\$7.8620	<u>\$8.5224</u>
Meter Charge:	Quarterly Charge	
Meter Size		
16"	\$7,534.89	<u>\$8,167.83</u>
Flow Rate All Usage:	Quarterly Charge	
Usage per 100 cubic feet (ccf):		
0 to 8,250 ccf	\$0.3740	\$0.3740
8,251 to 14,890 ccf	\$3.0057	<u>\$3.3469</u>
14,891 to 28,050 ccf	\$3.5579	<u>\$3.8568</u>
28,051 ccf and over	\$5.8808	<u>\$6.3748</u>
Usage per 1,000 gallons:		
0 to 6,171,000 gallons	\$0.5000	\$0.5000
6,171,001 to 11,137,500 gallons	\$4.0183	<u>\$4.4745</u>
11,137,501 to 20,981,400 gallons	\$4.7566	<u>\$5.1562</u>
20,981,401 gallons and over	\$7.8620	<u>\$8.5224</u>

NOTE: 100 cubic feet (ccf) equals 748 gallons

Non-Residential: a retail customer/account consisting of business, commercial, industrial, or any combination thereof or mixed-use building

Rates subject to change

**MIAMI-DADE WATER AND SEWER DEPARTMENT
SCHEDULE OF RATES**

RESIDENTIAL CUSTOMERS

WASTEWATER DISPOSAL

**Effective
October 1, 2015** **Proposed
October 1, 2016**

Base Facility Charge:

Monthly Charge

(Base Facility Charge is based on water meter size)

5/8"	\$3.25	\$3.25
1"	\$11.60	<u>\$12.57</u>
1.5"	\$23.19	<u>\$25.14</u>
2"	\$37.11	<u>\$40.23</u>
3"	\$74.20	<u>\$80.43</u>
4"	\$115.94	<u>\$125.68</u>
6"	\$231.90	<u>\$251.38</u>
8"	\$371.03	<u>\$402.20</u>
10"	\$533.36	<u>\$578.16</u>
12"	\$997.16	<u>\$1,080.92</u>
14"	\$1,855.18	<u>\$2,011.02</u>
16"	\$2,550.88	<u>\$2,765.15</u>

Flow Rate All Usage:

Monthly Charge

Usage per 100 cubic feet (ccf):

0 to 5 ccf	\$1.3838	\$1.3838
6 to 9 ccf	\$5.9083	<u>\$6.5831</u>
10 ccf and over	\$5.6692	<u>\$6.1455</u>

Usage per 1,000 gallons:

0 to 3,740 gallons	\$1.8500	\$1.8500
3,741 to 6,750 gallons	\$7.8988	<u>\$8.8010</u>
6,751 gallons and over	\$7.5792	<u>\$8.2159</u>

NOTE: 100 cubic feet (ccf) equals 748 gallons

Residential: a retail customer/account consisting of a single family residence or duplex being served by a common meter

**MIAMI-DADE WATER AND SEWER DEPARTMENT
SCHEDULE OF RATES**

RESIDENTIAL CUSTOMERS

WASTEWATER DISPOSAL

<u>Effective</u> <u>October 1, 2015</u>	<u>Proposed</u> <u>October 1, 2016</u>
--	---

Base Facility Charge:

Quarterly Charge

(Base Facility Charge is based on water meter size)

5/8"	\$9.75	\$9.75
1"	\$34.80	<u>\$37.71</u>
1.5"	\$69.57	<u>\$75.42</u>
2"	\$111.33	<u>\$120.69</u>
3"	\$222.60	<u>\$241.29</u>
4"	\$347.82	<u>\$377.04</u>
6"	\$695.70	<u>\$754.14</u>
8"	\$1,113.09	<u>\$1,206.60</u>
10"	\$1,600.08	<u>\$1,734.48</u>
12"	\$2,991.48	<u>\$3,242.76</u>
14"	\$5,565.54	<u>\$6,033.06</u>
16"	\$7,652.64	<u>\$8,295.45</u>

Flow Rate All Usage:

Quarterly Charge

Usage per 100 cubic feet (ccf):

0 to 15 ccf	\$1.3838	\$1.3838
16 to 27 ccf	\$5.9083	<u>\$6.5831</u>
28 ccf and over	\$5.6692	<u>\$6.1455</u>

Usage per 1,000 gallons:

0 to 11,220 gallons	\$1.8500	\$1.8500
11,221 to 20,250 gallons	\$7.8988	<u>\$8.8010</u>
20,251 gallons and over	\$7.5792	<u>\$8.2159</u>

NOTE: 100 cubic feet (ccf) equals 748 gallons

Residential: a retail customer/account consisting of a single family residence or duplex being served by a common meter

Rates subject to change

**MIAMI-DADE WATER AND SEWER DEPARTMENT
SCHEDULE OF RATES**

MULTI-FAMILY DWELLINGS (MFD)

WASTEWATER DISPOSAL

<u>Effective</u> <u>October 1, 2015</u>	<u>Proposed</u> <u>October 1, 2016</u>
--	---

Base Facility Charge: <i>(Base Facility Charge is based on water meter size)</i>	Monthly Charge
---	----------------

5/8" to 16" <i>(Base Facility Charge will be applied per unit)</i>	\$2.60	\$2.60
---	--------	--------

Flow Rate All Usage Per Unit:	Monthly Charge
-------------------------------	----------------

Usage per 100 cubic feet (ccf):

0 to 4 ccf	\$1.3838	\$1.3838
5 to 7 ccf	\$5.9083	<u>\$6.5831</u>
8 ccf and over	\$5.6692	<u>\$6.1455</u>

Usage per 1,000 gallons:

0 to 2,992 gallons	\$1.8500	\$1.8500
2,993 to 5,400 gallons	\$7.8988	<u>\$8.8010</u>
5,401 gallons and over	\$7.5792	<u>\$8.2159</u>

NOTE: 100 cubic feet (ccf) equals 748 gallons

Multi-family: a retail customer/account consisting of more than 2 residential customers served by a common meter(s)

Rates subject to change

**MIAMI-DADE WATER AND SEWER DEPARTMENT
SCHEDULE OF RATES**

MULTI-FAMILY DWELLINGS (MFD)

WASTEWATER DISPOSAL

	<u>Effective</u> <u>October 1, 2015</u>	<u>Proposed</u> <u>October 1, 2016</u>
Base Facility Charge: <i>(Base Facility Charge is based on water meter size)</i>	Quarterly Charge	
5/8" to 16" <i>(Base Facility Charge will be applied per unit)</i>	\$7.80	\$7.80
Flow Rate All Usage Per Unit:	Quarterly Charge	
Usage per 100 cubic feet (ccf):		
0 to 12 ccf	\$1.3838	\$1.3838
13 to 21 ccf	\$5.9083	<u>\$6.5831</u>
22 ccf and over	\$5.6692	<u>\$6.1455</u>
Usage per 1,000 gallons:		
0 to 8,976 gallons	\$1.8500	\$1.8500
8,977 to 16,200 gallons	\$7.8988	<u>\$8.8010</u>
16,201 gallons and over	\$7.5792	<u>\$8.2159</u>

NOTE: 100 cubic feet (ccf) equals 748 gallons

Multi-family: a retail customer/account consisting of more than 2 residential customers served by a common meter(s)

Rates subject to change

**MIAMI-DADE WATER AND SEWER DEPARTMENT
SCHEDULE OF RATES**

NON-RESIDENTIAL CUSTOMER

WASTEWATER DISPOSAL

**Effective
October 1, 2015** **Proposed
October 1, 2016**

Base Facility Charge:

Monthly Charge

(Base Facility Charge is based on water meter size)

5/8"	\$3.25	\$3.25
1"	\$11.60	<u>\$12.53</u>
1.5"	\$23.19	<u>\$25.05</u>
2"	\$37.11	<u>\$40.08</u>
3"	\$74.20	<u>\$80.14</u>
4"	\$115.94	<u>\$125.22</u>
6"	\$231.90	<u>\$250.46</u>
8"	\$371.03	<u>\$400.72</u>
10"	\$533.36	<u>\$576.03</u>
12"	\$997.16	<u>\$1,076.93</u>
14"	\$1,855.18	<u>\$2,003.59</u>
16"	\$2,550.88	<u>\$2,754.95</u>

Flow Rate All Usage:

Monthly Charge

Usage per 100 cubic feet (ccf):

0 to 5 ccf	\$1.3838	\$1.3838
6 to 9 ccf	\$5.9083	<u>\$6.5831</u>
10 ccf and over	\$5.6692	<u>\$6.1455</u>

Usage per 1,000 gallons:

0 to 3,740 gallons	\$1.8500	\$1.8500
3,741 to 6,750 gallons	\$7.8988	<u>\$8.8010</u>
6,751 gallons and over	\$7.5792	<u>\$8.2159</u>

NOTE: 100 cubic feet (ccf) equals 748 gallons

Non-Residential: a retail customer/account consisting of business, commercial, industrial, or any combination thereof or mixed-use building

Rates subject to change

**MIAMI-DADE WATER AND SEWER DEPARTMENT
SCHEDULE OF RATES**

NON-RESIDENTIAL CUSTOMER

WASTEWATER DISPOSAL

**Effective
October 1, 2015** **Proposed
October 1, 2016**

Base Facility Charge:

Quarterly Charge

(Base Facility Charge is based on water meter size)

5/8"	\$9.75	\$9.75
1"	\$34.80	<u>\$37.59</u>
1.5"	\$69.57	<u>\$75.15</u>
2"	\$111.33	<u>\$120.24</u>
3"	\$222.60	<u>\$240.42</u>
4"	\$347.82	<u>\$375.66</u>
6"	\$695.70	<u>\$751.38</u>
8"	\$1,113.09	<u>\$1,202.16</u>
10"	\$1,600.08	<u>\$1,728.09</u>
12"	\$2,991.48	<u>\$3,230.79</u>
14"	\$5,565.54	<u>\$6,010.77</u>
16"	\$7,652.64	<u>\$8,264.85</u>

Flow Rate All Usage:

Quarterly Charge

Usage per 100 cubic feet (ccf):

0 to 15 ccf	\$1.3838	\$1.3838
16 to 27 ccf	\$5.9083	<u>\$6.5831</u>
28 ccf and over	\$5.6692	<u>\$6.1455</u>

Usage per 1,000 gallons:

0 to 11,220 gallons	\$1.8500	\$1.8500
11,221 to 20,250 gallons	\$7.8988	<u>\$8.8010</u>
20,251 and over	\$7.5792	<u>\$8.2159</u>

NOTE: 100 cubic feet (ccf) equals 748 gallons

Non-Residential: a retail customer/account consisting of business, commercial, industrial, or any combination thereof or mixed-use building

Rates subject to change

**MIAMI-DADE WATER AND SEWER DEPARTMENT
SCHEDULE OF RATES**

WHOLESALE CUSTOMERS

	<u>Effective October 1, 2015</u>	<u>Proposed October 1, 2016</u>
WATER		
Wholesale Customers:		
Flow Rate Per 1,000 gallons	\$1.7341	\$1.7341
 WASTEWATER		
Rates for Wet Season (May 1 to October 31 Annually)		
Flow Rate Per 1,000 gallons	\$3.1364	<u>\$3.3162</u>
Rates for Dry Season (November 1 to April 30 Annually)		
Flow Rate Per 1,000 gallons	\$2.4394	<u>\$2.5793</u>

**MIAMI-DADE WATER AND SEWER DEPARTMENT
SCHEDULE OF RATES**

RESIDENTIAL, MULTI-FAMILY DWELLINGS AND NON-RESIDENTIAL CUSTOMERS

WATER

<u>Effective</u>	<u>Proposed</u>
<u>October 1, 2015</u>	<u>October 1, 2016</u>

Miami-Dade County (MDC) Water Conservation Surcharge:

(During South Florida Water Management District (SFWMD) water restrictions, flow usage rate of the fourth tier will be priced as follows):

Usage Flows Starting on 4th Rate Block per 100 cubic feet (ccf):

Permanent or Phase I of Water Restrictions Imposed by (SFWMD)	\$5.8808	\$6.3748
Phase II of Water Restrictions Imposed by (SFWMD)	\$7.0569	\$7.6497
Phase III of Water Restrictions Imposed by (SFWMD)	\$8.2331	\$8.9247
Phase IV of Water Restrictions Imposed by (SFWMD)	\$9.4092	\$10.1996

Usage Flows Starting on 4th Rate Block per 1,000 gallons (gal):

Permanent or Phase I of Water Restrictions Imposed by (SFWMD)	\$7.8620	\$8.5224
Phase II of Water Restrictions Imposed by (SFWMD)	\$9.4344	\$10.2269
Phase III of Water Restrictions Imposed by (SFWMD)	\$11.0068	\$11.9314
Phase IV of Water Restrictions Imposed by (SFWMD)	\$12.5792	\$13.6358

Miami Springs System Improvement Surcharge	22.58%	22.58%
--	--------	--------

WASTEWATER

Miami Springs System Improvement Surcharge	45.27%	45.27%
--	--------	--------

**MIAMI-DADE WATER AND SEWER DEPARTMENT
SCHEDULE OF WATER FEES AND CHARGES**

WATER

Effective
October 1, 2015

Proposed
October 1, 2016

1. Oversizing Credits

<u>Pipe Size</u>	<u>Credit Per Linear Foot</u>	<u>Credit Per Each Butterfly Valve</u>	<u>Credit Per Linear Foot</u>	<u>Credit Per Each Butterfly Valve</u>
8" to 12"	(\$9.00)	(\$470.00)	(\$9.00)	(\$470.00)
8" to 16"	(\$19.00)	(\$3,197.00)	(\$19.00)	(\$3,197.00)
8" to 20"	(\$31.00)	(\$7,415.00)	(\$31.00)	(\$7,415.00)
8" to 24"	(\$44.00)	(\$8,256.00)	(\$44.00)	(\$8,256.00)
8" to 30"	(\$81.00)	(\$19,722.00)	(\$81.00)	(\$19,722.00)
8" to 36"	(\$93.00)	(\$24,742.00)	(\$93.00)	(\$24,742.00)
12" to 16"	(\$11.00)	(\$2,728.00)	(\$11.00)	(\$2,728.00)
12" to 20"	(\$23.00)	(\$6,946.00)	(\$23.00)	(\$6,946.00)
12" to 24"	(\$36.00)	(\$7,787.00)	(\$36.00)	(\$7,787.00)
12" to 30"	(\$61.00)	(\$19,253.00)	(\$61.00)	(\$19,253.00)
12" to 36"	(\$84.00)	(\$24,273.00)	(\$84.00)	(\$24,273.00)

2. Developer Payment/Credit for New Water Service Installation for Existing Property Use

<u>Pipe Size</u>		
1"	(\$1,800.00)	(\$1,800.00)
2"	(\$2,500.00)	(\$2,500.00)

3. Water Allocation Certification

Initial Certification	\$90.00	\$90.00
Re-Certification	\$30.00	\$30.00

4. Construction Connection Charge

<u>Pipe Size</u>	<u>Rate Per Front Foot</u>	<u>Rate Per Front Foot</u>
8"	\$30.00	\$30.00
12" (12-inch base size only)	\$35.00	\$35.00
16" (16-inch base size only)	\$42.00	\$42.00

5. Service Installation Fees

<u>Service Size</u>		
1" (5/8" meter-twin off or second meter in existing dual box)	\$850.00	\$850.00
1" (single - 5/8" or 1" meter)	\$1,200.00	\$1,200.00
1" (dual - two 5/8" meters)	\$1,700.00	\$1,700.00
2" (single - 2" meter)	\$2,500.00	\$2,500.00
Greater than 2"	Actual Cost	Actual Cost

NOTE: The above fees will apply for all typical service installations. However, the Department reserves the right to charge its actual costs for a typical service installation.

**MIAMI-DADE WATER AND SEWER DEPARTMENT
SCHEDULE OF WATER FEES AND CHARGES**

WATER	<u>Effective</u>		<u>Proposed</u>	
	<u>October 1, 2015</u>		<u>October 1, 2016</u>	
6. <u>Temporary Portable Meter Guarantee Deposit</u>				
<u>Meter Size</u>				
1"		\$1,500.00		\$1,500.00
2"		\$2,500.00		\$2,500.00
 NOTE: Resolution No. 3281 specifically excludes the above deposits from earning simple interest calculated on guarantee deposits for retail customers.				
 7. <u>Fire Protection Water Service Rates</u>				
	<u>Monthly</u>	<u>Quarterly</u>	<u>Monthly</u>	<u>Quarterly</u>
<u>Size of Fire Line Connection</u>				
2"	\$2.25	\$6.75	\$2.25	\$6.75
3"	\$4.00	\$12.00	\$4.00	\$12.00
4"	\$7.00	\$21.00	\$7.00	\$21.00
6"	\$11.50	\$34.50	\$11.50	\$34.50
8"	\$15.00	\$45.00	\$15.00	\$45.00
10"	\$23.00	\$69.00	\$23.00	\$69.00
12"	\$30.00	\$90.00	\$30.00	\$90.00
 8. <u>Fire Hydrant Service Charge</u>				
Per month		\$0.80		\$0.80
Per quarter		\$2.40		\$2.40
 9. <u>Connection Charge Rate</u>				
Per average daily gallon		\$1.39		\$1.39
 10. <u>Basic Customer Service Fees</u>				
A. Deposit				
Residential-based on customer's credit analysis and payment history		\$0.00 to \$100.00		\$0.00 to \$100.00
Commercial - monthly	Amount based on 2.5 times the anticipated monthly billing with a minimum charge of \$50.00		Amount based on 2.5 times the anticipated monthly billing with a minimum charge of \$50.00	
Commercial - quarterly	Amount based on 1.5 times the anticipated quarterly billing with a minimum charge of \$50.00		Amount based on 1.5 times the anticipated quarterly billing with a minimum charge of \$50.00	
B. Charge for opening or transferring an account on billing system		\$10.00		\$10.00

**MIAMI-DADE WATER AND SEWER DEPARTMENT
SCHEDULE OF WATER FEES AND CHARGES**

WATER	<u>Effective</u> <u>October 1, 2015</u>	<u>Proposed</u> <u>October 1, 2016</u>
C. Additional charge if a field visit is required to connect the water meter or obtain a water meter reading.	\$35.00	\$35.00
 11. Other Service Fees		
A. Office investigation of a delinquent account resulting from:		
Active meter violation	\$30.00	\$30.00
Returned payment (check, draft, or other order for the payment of money) (F.S. 2005 - 125.0105, 832.08(5)):		
If face value of payment does not exceed \$50.00	\$25.00	\$25.00
If face value of payment exceeds \$50.00 but does not exceed \$300.00	\$30.00	\$30.00
If face value of payment exceeds \$300.00 (or 5% of the face amount of payment, whichever is greater)	\$40.00 (or 5% of the face amount of payment, whichever is greater)	\$40.00 (or 5% of the face amount of payment, whichever is greater)
B. Field attempt to collect a payment or deposit or to discontinue water service by cutting or locking service or removing meter and plugging service	\$20.00	\$20.00
C. Field attempt to reconnect a cut-off or locked service or to reinstall a meter	\$35.00	\$35.00
D. Field visits after initial attempt to read meter or to inspect backflow prevention device required due to denied access	\$50.00	\$50.00
E. Customer requested check read	\$12.50	\$12.50
F. Penalty for failure to provide a meter reading or a meter for inspection as required for floating (construction) meters	\$150.00	\$150.00
G. Customer-requested high bill investigation, which does not meet established criteria	\$20.00	\$20.00
H. Charges the Department incurs on behalf of the customer, which shall be passed on to the customer	\$5.00 (minimum charge)	\$5.00 (minimum charge)

**MIAMI-DADE WATER AND SEWER DEPARTMENT
SCHEDULE OF WATER FEES AND CHARGES**

WATER	<u>Effective</u> <u>October 1, 2015</u>	<u>Proposed</u> <u>October 1, 2016</u>
I. Field visit to inspect/verify repairs related to underground leak credits when repairs were not done by a licensed plumber	\$30.00	\$30.00
J. Field visit to check a meter reading or pool credit reading	\$12.50	\$12.50
K. Administrative Hearing	\$75.00	\$75.00
 12. <u>Customer Requested Submeter Installation</u>		
To cover cost of field inspections, approvals and clerical expenses for establishing future billings	\$50.00	\$50.00
 13. <u>Pipe Tapping Charges</u>		
<u>Tap Size</u>		
4"	\$520.00	\$520.00
6"	\$530.00	\$530.00
8"	\$600.00	\$600.00
12"	\$785.00	\$785.00
16"	\$1,555.00	\$1,555.00
20"	\$1,885.00	\$1,885.00
Overtime Charge	\$105.00	\$105.00
 NOTE: There will be a \$205.00 charge if Department personnel arrive on a job site and are unable to perform the tapping operation because the contractor has not fulfilled its obligations specified in the Rules and Regulations. No materials shall be furnished by the Department for installation under the prices listed above.		
 14. <u>Tailpiece Charge</u>		
<u>Tailpiece Size</u>		
3/4"	\$40.00	\$40.00
1"	\$75.00	\$75.00
2"	\$180.00	\$180.00
 15. <u>Certified Meter Test Charge</u>		
<u>In-House Testing</u>		
5/8" and 1" Meters	\$50.00	\$50.00
1 1/2" and 2" Meters	\$85.00	\$85.00
<u>On-Site Testing</u>		
3" through 10" Meters	\$200.00	\$200.00
<u>Third Party Vendor Testing</u>		
5/8" and 1" Meters	\$90.00	\$90.00
1 1/2" and 2" Meters	\$160.00	\$160.00

**MIAMI-DADE WATER AND SEWER DEPARTMENT
SCHEDULE OF WATER FEES AND CHARGES**

WATER	<u>Effective</u> <u>October 1, 2015</u>	<u>Proposed</u> <u>October 1, 2016</u>
16. <u>Municipal Excise Tax on Water Bills</u>	As required by local ordinances, the Department will impose an excise tax on retail sales of water. Exempt from this tax are governmental agencies, houses of public worship and certain consulates.	As required by local ordinances, the Department will impose an excise tax on retail sales of water. Exempt from this tax are governmental agencies, houses of public worship and certain consulates.
17. <u>Permit Fee(s)</u>	As charged to the Department by various governmental agencies.	As charged to the Department by various governmental agencies.
18. <u>Premise Location Certificate</u>		
To obtain notification of any actual or potential lien amount attached to a premise location fee per premise address:		
<u>Water & Sewer</u>		
A. Regular premise location certificate	\$10.00	\$10.00
B. 24-hour premise location certificate	\$20.00	\$20.00
19. <u>Plans Review and Inspection Fees</u>		
Plans Review Fees entitles the applicant to an initial plans review, the first rework review, and one final review.		
A. <u>Firelines/Services</u>	\$55.00	\$55.00
B. <u>Water Main Extensions</u>		
Up to 500 ft.	\$300.00	\$300.00
501 ft. to 2,000 ft.	\$350.00	\$350.00
Greater than 2,000 ft.	\$350.00	\$350.00
	<small>plus \$0.18 per ft >2,000 ft</small>	<small>plus \$0.18 per ft >2,000 ft</small>
C. <u>2nd Rework and Thereafter of Plans Review</u> <u>Items above A and B</u>	\$106.59	\$106.59
Renewal of expired approval and revisions (One year or more after original approval)	Same as original fee	Same as original fee
<u>Special Request to Expedite Plans Review</u>		
1st Hour	\$190.00	\$190.00
Each Additional Hour	\$65.00	\$65.00
Revised Plans Review Processing Fee of \$1.25 per each additional minutes for reviews that take longer than 5 minutes.		
Single period, two-year extension of approval for qualifying projects pursuant to Ordinance # 11-60	\$79.00	\$79.00

Processing fees for the review and approval of plans for code compliance regarding water extension projects, including firelines.

**MIAMI-DADE WATER AND SEWER DEPARTMENT
SCHEDULE OF WATER FEES AND CHARGES**

WATER	<u>Effective</u> <u>October 1, 2015</u>	<u>Proposed</u> <u>October 1, 2016</u>
20. <u>Laboratory Fees for Drinking Water Tests</u>		
<i>Per Sample (Excludes Sample Collection)</i>		
Bacteriology (Membrane Filter)	\$15.00	\$15.00
Bacteriology (Membrane Filter) - <i>After Hours</i>		
<i>Charge to Wholesale Customers</i>	\$40.00	\$40.00
Color	\$10.00	\$10.00
Fluoride	\$20.00	\$20.00
Lead/Copper	\$50.00	\$50.00
Trihalomethanes	\$50.00	\$50.00
Water Quality Parameters	\$60.00	\$60.00
Volatile Organic Contaminants	\$75.00	\$75.00
Nitrate	\$10.00	\$10.00
Nitrite	\$10.00	\$10.00
Alkalinity	\$8.00	\$8.00
Chloride	\$8.00	\$8.00
Calcium	\$6.00	\$6.00
Hardness	\$8.00	\$8.00
Conductivity	\$4.00	\$4.00
Total Dissolved Solids (TDS)	\$6.00	\$6.00
Turbidity	\$8.00	\$8.00
Chlorine Residual	\$10.00	\$10.00
Ammonia - Nitrogen	\$10.00	\$10.00
Dissolved Oxygen	\$6.00	\$6.00
Total Phosphorous	\$10.00	\$10.00
Ortho Phosphate	\$10.00	\$10.00
pH	\$4.00	\$4.00
Sulfate	\$16.00	\$16.00
Total Organic Carbon	\$16.00	\$16.00
Marble	\$25.00	\$25.00
Sodium	\$18.00	\$18.00
<u>Sample Collection Fee</u>		
Per water sample	\$25.00	\$25.00
Fee charged for Department's laboratory sample collection services		
21. <u>Payment for Collection of Lead/Copper Water Test at Customer Tap</u>		
Payment for collection of sample	(\$50.00)	(\$50.00)
Payment by Department to customers in established pool of homes who participate in sample collection for compliance with EPA Lead and Copper Rule (LCR).		

**MIAMI-DADE WATER AND SEWER DEPARTMENT
SCHEDULE OF WATER FEES AND CHARGES**

WATER	<u>Effective</u> <u>October 1, 2015</u>	<u>Proposed</u> <u>October 1, 2016</u>
22. <u>Release of Easement Fees</u>		
A. Release of platted easement rights	\$250.00	\$250.00
B. Conditional consent letter for permission to use easement until required by Department	\$50.00	\$50.00
C. All other release requests	\$500.00	\$500.00
23. <u>Completion of Water and Sewer Verification Form Fees* (See Table 2)</u> <i>(See Section 24-43.1(5) of the Miami-Dade County Code)</i>		
<u>Water Only</u>		
A. Residential (R-A)	\$30.00	\$30.00
B. Multi-family residential (R-B)	\$75.00	\$75.00
C. Non-residential (NR)	\$75.00	\$75.00
<u>Water & Sewer</u>		
A. Residential (R-A)	\$60.00	\$60.00
B. Multi-family residential (R-B)	\$150.00	\$150.00
C. Non-residential (NR)	\$150.00	\$150.00
* No additional process fee will apply to obtain "verification forms" after execution of agreement		
* Single period, two-year extension of approval for qualifying projects pursuant to Ordinance # 11-60	\$79.00	\$79.00
24. <u>Water and Sewer Ordinance Letter</u>		
<u>Water Only</u>		
A. Residential	\$30.00	\$30.00
B. Commercial	\$75.00	\$75.00
<u>Water & Sewer</u>		
A. Residential	\$60.00	\$60.00
B. Commercial	\$150.00	\$150.00
25. <u>Review and Release of Recorded Document Fees (Other Than Easements)</u> <i>(covenants, unities of title, service agreements, warranty deeds)</i>		
A. Water only	\$100.00	\$100.00
B. Water & Sewer	\$150.00	\$150.00
26. <u>Completion of Service Feasibility Questionnaire Fee</u>	\$25.00	\$25.00

**MIAMI-DADE WATER AND SEWER DEPARTMENT
SCHEDULE OF WATER FEES AND CHARGES**

WATER	<u>Effective</u> <u>October 1, 2015</u>	<u>Proposed</u> <u>October 1, 2016</u>
27. <u>Preparation of Service Agreement Fees *</u>		
<u>Water Only</u>		
Residential, multi-family and commercial use	\$100.00	\$100.00
 <u>Water & Sewer</u>		
Residential, multi-family and commercial use	\$200.00	\$200.00
 * No additional process fee will apply to obtain "verification forms" after execution of agreement		
* Single period, two-year extension of approval for qualifying projects pursuant to Ordinance # 11-60	\$79.00	\$79.00
 28. <u>Preparation of Letter of Availability Fees</u>		
A. Water only	\$50.00	\$50.00
B. Water & Sewer	\$100.00	\$100.00
 29. <u>Other Recordable Legal Document Fees</u>		
A. <u>Preparation of covenant</u>		
1. Water only	\$25.00	\$25.00
2. Water & Sewer	\$50.00	\$50.00
B. <u>Preparation of unity of title</u>		
1. Water only	\$25.00	\$25.00
2. Water & Sewer	\$50.00	\$50.00
 30. <u>Environmental Quality Control Board (EQCB)</u>		
<u>Letter Preparation Fees</u>		
A. Water only	\$35.00	\$35.00
B. Water & Sewer	\$70.00	\$70.00
 31. <u>Review of Shop Drawings Fee</u>		
Per shop drawing	\$60.00	\$60.00
 Fee charged for the review of shop drawings for Department compliance regarding water valve fittings and taps		

**MIAMI-DADE WATER AND SEWER DEPARTMENT
SCHEDULE OF WATER FEES AND CHARGES**

WATER	<u>Effective</u> <u>October 1, 2015</u>	<u>Proposed</u> <u>October 1, 2016</u>
32. <u>Blueline Prints Requested From As-Builts Fee</u>		
Fee per blueline print	\$5.00	\$5.00
33. <u>Design and Construction Standard Specifications and Details Publication Fee</u>		
Per publication	\$50.00	\$50.00
34. <u>Verification of Underground Water and Sewer Infrastructure Horizontal Location Fee</u>		
Per 100 Linear Feet	\$50.00	\$50.00
Additional Linear Foot	\$0.50	\$0.50
(verification of horizontal location of underground infrastructure as shown on As-Builts)		
35. <u>Safety and Rescue Training Course Fees</u>		
<u>Water & Sewer</u>		
A. Confined space entry (24 hours)	\$450.00	\$450.00
B. Hazardous material technician and incident command class (40 hours)	\$550.00	\$550.00
C. Hazwoper training (40 hours)	\$550.00	\$550.00
D. Air monitoring (16 hours)	\$150.00	\$150.00
E. Excavation safety (Trenching & shoring, 16 hours)	\$250.00	\$250.00
F. Fall protection/scaffolding (16 hours)	\$250.00	\$250.00
G. Electrical safety (16 hours)	\$500.00	\$500.00
H. Respiratory protection (40 hours)	\$450.00	\$450.00
 NOTE: The revenues from the above course fees are allocated to the water and wastewater funds.		
36. <u>Floating Meters Damaged/Cleaning Fees</u>		
<u>Meter Size</u>		
1"	\$72.00	\$72.00
2"	\$125.00	\$125.00
3"	\$140.00	\$140.00
37. <u>Floating Meters</u>		
Charge to read a floating meter in the field	\$50.00	\$50.00

**MIAMI-DADE WATER AND SEWER DEPARTMENT
SCHEDULE OF WATER FEES AND CHARGES**

WATER	<u>Effective</u> <u>October 1, 2015</u>	<u>Proposed</u> <u>October 1, 2016</u>
38. <u>Preparation of GIS Adhoc Maps and/or Data Fees</u>		
Per hour (minimum one hour)	\$65.00	\$65.00
Additional copies of the same map-per copy	\$25.00	\$25.00
39. <u>Florida Power and Light - Turkey Point</u>		
	57.22% of water retail step rates based on consumption (per agreement)	57.22% of water retail step rates based on consumption (per agreement)
40. <u>Detecto Meters</u>		
Per 100 cubic feet	\$4.5490	<u>\$5.0998</u>
Per 1,000 gallons	\$6.0815	<u>\$6.8179</u>
41. <u>Security Fees</u>		
A. Fee for Issuance of Initial Identification Card		
Per person	\$60.00	\$60.00
Fee charged for background check and processing costs for identification card and transponder issued to persons having access to Department facilities. (Consultants, Contractors, Non-Water and Sewer Department Staff)		
B. Fee for Renewal of Expired Identification Card (one year from date of issuance) (Consultants, Contractors, Non-Water and Sewer Department Staff)		
Per person	\$55.00	\$55.00
C. Fee for Replacement of Identification Card (card lost, stolen, etc.)		
Per person	\$15.00	\$15.00
42. <u>Subscription Fee to Access Customer Care and Billing System (CCB)</u>		
Fee per user	\$6,300.00	\$6,300.00
Annual fee charged to title and lien companies to provide access to the Department's Customer Care and Billing System (CCB) via the Internet for Premise Lien Certificates (PLC).		
43. <u>Cut For Non-Payment (CONP)</u>		
Third Attempt Water Meter Removal Charge	\$250.00	\$250.00
Fee charged to customers who intentionally blocked access to water meter on two previous attempts to collect or lock service for non-payment.		

**MIAMI-DADE WATER AND SEWER DEPARTMENT
SCHEDULE OF WATER FEES AND CHARGES**

WATER	<u>Effective</u> <u>October 1, 2015</u>	<u>Proposed</u> <u>October 1, 2016</u>
44. <u>Developer Repayment Fee</u>		
To cover administrative costs for collection and repayment of construction connection charges collected from connecting and/or abutting properties in behalf of developers who constructed the facilities.	2.5% of gross repayment	2.5% of gross repayment
45. <u>Unauthorized Usage of Water on Fire Lines</u>		
Daily penalty charge against fire line accounts for allowing unauthorized usage or waste of water.	\$100.00 per day	\$100.00 per day
46. <u>General & Administrative (G&A) Overhead (OH) Rate</u>		
Rate charged to offset general and administrative costs related to work performed by the Department due to request, damage (billable job orders) or contractual agreement.	10.6% of total cost	10.6% of total cost
47. <u>Pipeline Installation Contributions</u>		
<u>Pipe Size</u>	<u>Rate Per Linear Foot</u>	<u>Rate Per Linear Foot</u>
8"	\$42.00	\$42.00
12"	\$46.00	\$46.00
Contributory payments by developers of certain development projects as indicated by Section 2.04(2c) of the Rules and Regulations.		
48. <u>After-Hours Construction Inspections Activity Fees</u>		
Per hour rate charged for work outside the specified work hours - weekends, nights and holidays for contractors with special requirements or deadlines for construction.	\$90.00 per hour	\$90.00 per hour

**MIAMI-DADE WATER AND SEWER DEPARTMENT
SCHEDULE OF WATER FEES AND CHARGES**

WATER	<u>Effective</u> <u>October 1, 2015</u>	<u>Proposed</u> <u>October 1, 2016</u>
49. <u>Water Meter Installation Fees</u>		
These fees are for the installation of the water meter(s) only. All new water services must be installed in accordance with the appropriate Water & Sewer Department Standard Detail, prior to the installation of the water meters.		
The Department reserves the right to install the appropriate sized meter, if a service is deemed to be oversized for a specific premise, as long as an adequate amount of flow is provided.		
Fee for installing initial water meter for new customer		
<u>Service Size (Section 45) :</u>		
3/4" or 5/8"	\$145.00	\$145.00
1"	\$195.00	\$195.00
2"	\$1,350.00	\$1,350.00
4" (with 2 - 2" meters)	\$2,665.00	\$2,665.00
4" Turbo	\$4,075.00	\$4,075.00
6" Turbo	\$6,145.00	\$6,145.00
6" x 4" Turbo	\$7,475.00	\$7,475.00
8" Turbo	\$9,380.00	\$9,380.00
8" x 4" Turbo	\$10,740.00	\$10,740.00
10" Turbo	\$11,770.00	\$11,770.00
10" x 4" Turbo	\$13,130.00	\$13,130.00
Note: All other sizes and/or configurations will be charged at actual cost.		
50. <u>Return Field Visit to Set Meter After Failed Meter Installation</u>		
Fee for return field visit to set meter after initial installation was not up to Department standards.		
<u>Service Size</u>		
5/8" to 1"	\$35.00	\$35.00
2" to 10"	\$55.00	\$55.00
51. <u>Rental of Light Towers</u>	\$505.00 per tower per day	\$505.00 per tower per day
52. <u>Surcharge for After- Hours Initial Meter Installation</u>		
<u>Service Size:</u>		
3/4" to 1" Service	\$385.00	\$385.00
2" to 4" Service	\$675.00	\$675.00
6" to 10" Service	\$1,015.00	\$1,015.00
53. <u>Curb Stop Replacement for Initial Meter Installation</u>	\$165.00	\$165.00

**MIAMI-DADE WATER AND SEWER DEPARTMENT
SCHEDULE OF WATER FEES AND CHARGES**

WATER	<u>Effective</u> <u>October 1, 2015</u>	<u>Proposed</u> <u>October 1, 2016</u>
54. <u>Backflow Preventer Test and Non-Compliant Certification Fee</u>	\$250.00	\$250.00
Charged to customers that fail to comply with the annually required backflow preventer testing; customer will receive two notices before a contractor is hired to perform testing and fee is charged.		
55. <u>Construction Contract Documents</u>		
A. Contract Documents on a CD or DVD (cost per CD/DVD)	\$20.00	\$20.00
B. Contract Documents without Full-Sized Plan Sheets	\$25.00	\$25.00
C. Contract Documents with Engineer's Estimate up to \$500,000	\$25.00	\$25.00
D. Contract Documents for Projects bidding via Miscellaneous Construction Contracts (MCC) with Engineer's Estimate greater than \$500,000 but less than \$5 million.	\$40.00	\$40.00
E. Contract Documents for Projects not bidding via Miscellaneous Construction Contracts (MCC) with Engineer's Estimate, as follows:		
1. Greater than \$500,000, but up to \$5 million	\$50.00	\$50.00
2. Greater than \$5 million, but up to \$10 million	\$75.00	\$75.00
3. Greater than \$10 million, but up to \$20 million	\$100.00	\$100.00
4. Greater than \$20 million, but up to \$50 million	\$150.00	\$150.00
5. Greater than \$50 million, but up to \$100 million	\$250.00	\$250.00
6. Greater than or equal to \$100 million	\$350.00	\$350.00

MIAMI-DADE WATER AND SEWER DEPARTMENT
SCHEDULE OF WASTEWATER FEES AND CHARGES

WASTEWATER		<u>Effective</u> <u>October 1, 2015</u>		<u>Proposed</u> <u>October 1, 2016</u>	
1. <u>Oversizing Credits</u>					
A. <u>Force Mains</u>	<u>Pipe Size</u>	<u>Credit Per</u> <u>Linear Foot</u>	<u>Credit Per</u> <u>Plug Valve</u>	<u>Credit Per</u> <u>Linear Foot</u>	<u>Credit Per</u> <u>Plug Valve</u>
	8" to 12"	(\$10.00)	(\$790.00)	(\$10.00)	(\$790.00)
	8" to 16"	(\$22.00)	(\$2,264.00)	(\$22.00)	(\$2,264.00)
	8" to 20"	(\$42.00)	(\$4,006.00)	(\$42.00)	(\$4,006.00)
	8" to 24"	(\$50.00)	(\$20,575.00)	(\$50.00)	(\$20,575.00)
	8" to 30"	(\$81.00)	(\$40,210.00)	(\$81.00)	(\$40,210.00)
	8" to 36"	(\$106.00)	(\$65,776.00)	(\$106.00)	(\$65,776.00)
	12" to 16"	(\$13.00)	(\$1,512.00)	(\$13.00)	(\$1,512.00)
	12" to 20"	(\$33.00)	(\$3,230.00)	(\$33.00)	(\$3,230.00)
	12" to 24"	(\$41.00)	(\$20,664.00)	(\$41.00)	(\$20,664.00)
	12" to 30"	(\$71.00)	(\$40,229.00)	(\$71.00)	(\$40,229.00)
	12" to 36"	(\$96.00)	(\$65,865.00)	(\$96.00)	(\$65,865.00)
		<u>Credit Per Inch Diameter</u> <u>Per Linear Foot</u>		<u>Credit Per Inch Diameter</u> <u>Per Linear Foot</u>	
B. <u>Gravity Sewer Mains</u>		8" to 10"	(\$3.00)	8" to 10"	(\$3.00)
		8" to 12"	(\$7.00)	8" to 12"	(\$7.00)
2. <u>Developer Payment/Credit for New Sanitary Sewer Lateral Installation for Existing Property Use</u>			(\$5,000.00)		(\$5,000.00)
			<u>3.4403</u>		
3. <u>Construction Connection Charge</u>					
<u>Pipelines</u>	<u>Pipe Size</u>	<u>Rate Per Front Foot</u>		<u>Rate Per Front Foot</u>	
<u>Gravity Sewers</u>	8"	\$29.00		\$29.00	
	10"	\$31.00		\$31.00	
	12"	\$33.00		\$33.00	
<u>Force Mains</u>	8"	\$32.00		\$32.00	
	12"	\$38.00		\$38.00	
	16"	\$49.00		\$49.00	
<u>Pump Station</u>		As determined by the Department based on actual cost		As determined by the Department based on actual cost	
4. <u>Connection Charge Rate</u>					
	Per average daily gallon		\$5.60		\$5.60
	Per average daily gallon for customers utilizing a graywater disposal system		\$2.80		\$2.80

**MIAMI-DADE WATER AND SEWER DEPARTMENT
SCHEDULE OF WASTEWATER FEES AND CHARGES**

WASTEWATER	<u>Effective</u> <u>October 1, 2015</u>	<u>Proposed</u> <u>October 1, 2016</u>
5. <u>Basic Customer Service Fees</u>		
A. Residential - based on customer's credit analysis and payment history	\$0.00 to \$100.00	\$0.00 to \$100.00
Commercial - monthly	Amount based on 2.5 times the anticipated monthly billing with a minimum charge of \$50.00	Amount based on 2.5 times the anticipated monthly billing with a minimum charge of \$50.00
Commercial - quarterly	Amount based on 1.5 times the anticipated quarterly billing with a minimum charge of \$50.00	Amount based on 1.5 times the anticipated quarterly billing with a minimum charge of \$50.00
B. Administrative Hearing	\$75.00	\$75.00
6. <u>Septic Tank Disposal Fee</u>		
Charged to commercial tankers for unloading septic tank waste at wastewater treatment plants		
0 - 1,000 gallons - per truck	\$32.50	\$32.50
1,001 - 1,500 gallons - per truck	\$48.75	\$48.75
1,501 - 2,000 gallons - per truck	\$65.00	\$65.00
Over 2,000 gallons - per hundred gallons	\$3.25	\$3.25
7. <u>Grease Trap Disposal Fee</u>		
Charged to commercial tankers for unloading grease trap waste at wastewater treatment plants		
0 - 1,000 gallons - per truck	\$70.00	\$70.00
1,001 - 1,500 gallons - per truck	\$105.00	\$105.00
1,501 - 2,000 gallons - per truck	\$140.00	\$140.00
Over 2,000 gallons - per hundred gallons	\$7.00	\$7.00
8. <u>Combined Septic Tank and Grease Trap Disposal Fee</u>		
Charged to commercial tankers for unloading combined septic tank and grease trap waste at wastewater treatment plants		
0 - 1,000 gallons - per truck	\$42.00	\$42.00
1,001 - 1,500 gallons - per truck	\$63.00	\$63.00
1,501 - 2,000 gallons - per truck	\$84.00	\$84.00
Over 2,000 gallons - per hundred gallons	\$4.20	\$4.20
9. <u>Septic Tank Disposal Deposit</u>		
Per septic tank disposal account	\$2,000.00	\$2,000.00
10. <u>High Strength Sewage Surcharge</u>		
Per pound for portion of suspended solids in excess of a concentration of 200 milligrams per liter	\$0.14	\$0.14
Per pound for portion of biochemical oxygen demand in excess of a concentration of 200 milligrams per liter	\$0.19	\$0.19

**MIAMI-DADE WATER AND SEWER DEPARTMENT
SCHEDULE OF WASTEWATER FEES AND CHARGES**

WASTEWATER	<u>Effective</u> <u>October 1, 2015</u>	<u>Proposed</u> <u>October 1, 2016</u>
11. <u>Pump Station Maintenance Fee</u>		
Fee charged for maintenance of pump stations under contract with the Department		
Per month:	\$1,100.00	\$1,100.00
12. <u>Discharge Regulations Violations</u>		
Fine for failure to comply with discharge regulations	\$500.00	\$500.00
13. <u>Removal of Clean-Out Plug</u>	\$150.00	\$150.00
14. <u>Permit Fee(s)</u>	As charged to the Department by various governmental agencies	As charged to the Department by various governmental agencies
15. <u>Premise Location Certificate</u>		
To obtain notification of any actual or potential lien amount attached to a premise location		
Fee per service address:		
<u>Water & Sewer</u>		
A. Regular premise location certificate	\$10.00	\$10.00
B. 24-hour premise location certificate	\$20.00	\$20.00
16. <u>Plans Review and Inspection Fees</u>		
Processing fees for the review and approval of plans for code compliance regarding sewer extension projects, including sewer laterals, connections and pump stations. Plans Review Fees entitles the applicant to an initial plans review, the first rework review, and one final review.		
A. <u>Laterals/Connections</u>	\$55.00	\$55.00
B. <u>Sewer Main Extensions</u>		
Up to 500 ft.	\$300.00	\$300.00
501 ft. to 2,000 ft.	\$350.00	\$350.00
Greater than 2,000 ft.	\$350.00	\$350.00
	plus \$0.18 per ft >2,000 ft	plus \$0.18 per ft >2,000 ft
C. <u>Pump Station</u>	\$800.00	\$800.00
D. <u>2nd Rework and Thereafter of Plans Review Items</u>	\$106.59	\$106.59
<u>above A. B. C. and D.</u>		
<u>Renewal of expired approval and revisions</u>	Same as original fee	Same as original fee
(One year or more after approval)		
<u>Special Request to Expedite Plans Review</u>		
1st Hour	\$190.00	\$190.00
Each Additional Hour	\$65.00	\$65.00
Revised Plans Review Processing Fee of \$1.25 per each additional minute for reviews that take longer than 5 minutes.		
<u>Single period, two-year extension of approval for qualifying projects</u>	\$79.00	\$79.00
<u>pursuant to Ordinance # 11-60</u>		

**MIAMI-DADE WATER AND SEWER DEPARTMENT
SCHEDULE OF WASTEWATER FEES AND CHARGES**

WASTEWATER	<u>Effective</u> <u>October 1, 2015</u>	<u>Proposed</u> <u>October 1, 2016</u>
17. <u>Weed Control Fee</u>		
Per quarter	\$25.00	\$25.00
18. <u>Facilities with Excessive Infiltration Surcharge</u>	10%	10%
19. <u>Discharge of Sludge Charge</u>	\$40.00/ton	\$40.00/ton
20. <u>Telemetry Equipment Installation Fee</u>		
Fee charged for installation of telemetry equipment at developer installed pump stations Per pump station	\$7,550.00	\$7,550.00
21. <u>Marinas</u>	40% of retail rate	40% of retail rate
22. <u>Septage Truck Cleanout Charge</u>		
Per cleanout	\$50.00	\$50.00
23. <u>Release of Easement Fees</u>		
A. Release of platted easement rights	\$250.00	\$250.00
B. Conditional consent letter for permission to use easement until required by Department	\$50.00	\$50.00
C. All other release requests	\$500.00	\$500.00
24. <u>Completion of Application Form Fees</u>		
A. Utilities collection transmission capacity form	\$50.00	\$50.00
B. Industrial pre-treatment facility application form Sewer only	\$150.00	\$150.00
25. <u>Completion of Water and Sewer Verification Form Fees* (See Table 2)</u>		
<i>(See Section 24-43.1(5) of the Miami-Dade County Code)</i>		
<u>Sewer Only</u>		
A. Residential (R-A)	\$30.00	\$30.00
B. Multi-family residential (R-B)	\$75.00	\$75.00
C. Non-residential (NR)	\$75.00	\$75.00
<u>Water & Sewer</u>		
A. Residential (R-A)	\$60.00	\$60.00
B. Multi-family residential (R-B)	\$150.00	\$150.00
C. Non-residential (NR)	\$150.00	\$150.00
* No additional process fee will apply to obtain "verification forms" after execution of agreement		
* Single period, two-year extension of approval for qualifying projects pursuant to Ordinance # 11-60	\$79.00	\$79.00

**MIAMI-DADE WATER AND SEWER DEPARTMENT
SCHEDULE OF WASTEWATER FEES AND CHARGES**

WASTEWATER	<u>Effective</u> <u>October 1, 2015</u>	<u>Proposed</u> <u>October 1, 2016</u>
26. <u>Ordinance Letter</u>		
<u>Wastewater Only</u>		
A. Residential	\$30.00	\$30.00
B. Commercial	\$75.00	\$75.00
<u>Water & Sewer</u>		
A. Residential	\$60.00	\$60.00
B. Commercial	\$150.00	\$150.00
27. <u>Review and Release of Recorded Document Fees (Other Than Easements)</u>		
<i>(Covenants, unities of title, service agreements, warranty deeds)</i>		
A. Sewer only	\$100.00	\$100.00
B. Water & Sewer	\$150.00	\$150.00
28. <u>Preparation of Service Agreement Fees *</u>		
<u>Sewer Only</u>		
Residential, multi-family and commercial use	\$100.00	\$100.00
<u>Water & Sewer</u>		
Residential, multi-family and commercial use	\$200.00	\$200.00
* No additional process fee will apply to obtain "verification forms" after execution of agreement		
* Single period, two-year extension of approval for qualifying projects pursuant to Ordinance # 11-60	\$79.00	\$79.00
29. <u>Preparation of Letter of Availability Fees</u>		
A. Sewer only	\$50.00	\$50.00
B. Water & Sewer	\$100.00	\$100.00
30. <u>Other Recordable Legal Document Fees</u>		
A. Preparation of covenant		
1. Sewer only	\$25.00	\$25.00
2. Water & Sewer	\$50.00	\$50.00
B. Preparation of unity of title		
1. Sewer only	\$25.00	\$25.00
2. Water & Sewer	\$50.00	\$50.00
31. <u>Completion of Groundwater Discharge Form Fee</u>		
	\$50.00	\$50.00
32. <u>Environmental Quality Control Board</u>		
<i>(EQCB) Letter Preparation Fees</i>		
A. Sewer only	\$35.00	\$35.00
B. Water & Sewer	\$70.00	\$70.00

**MIAMI-DADE WATER AND SEWER DEPARTMENT
SCHEDULE OF WASTEWATER FEES AND CHARGES**

WASTEWATER	<u>Effective</u> <u>October 1, 2015</u>	<u>Proposed</u> <u>October 1, 2016</u>
33. <u>Customer Call-Out Fees</u>		
Fee for investigation and/or emergency response to sewer collection complaints (call-outs), fee charged only if Department is not responsible to correct complaint		
<u>Fee per call-out:</u>		
A. Regular working hours	\$125.00	\$125.00
B. Non-regular working hours	\$175.00	\$175.00
34. <u>Customer Initiated Closed Circuit Television Lateral Inspection Fee</u>		
Per inspection	\$250.00	\$250.00
35. <u>Review of Shop Drawings Fee</u>		
<u>Per shop drawing</u>	\$100.00	\$100.00
Fee charged for the review of shop drawings for Department compliance regarding sewer manholes, fittings, taps and pump stations		
36. <u>Blueline Prints Requested From As-Builts Fee</u>		
Fee per blueline print	\$5.00	\$5.00
37. <u>Design and Construction Standard Specifications and Details Publication Fee</u>		
Per publication	\$50.00	\$50.00
38. <u>Verification of Underground Water and Sewer Infrastructure Horizontal Location Fee</u>		
Per 100 Linear Feet	\$50.00	\$50.00
Additional Linear Foot	\$0.50	\$0.50
(verification of horizontal location of underground infrastructure as shown on As-Builts)		

**MIAMI-DADE WATER AND SEWER DEPARTMENT
SCHEDULE OF WASTEWATER FEES AND CHARGES**

WASTEWATER	<u>Effective</u> <u>October 1, 2015</u>	<u>Proposed</u> <u>October 1, 2016</u>
39. <u>Safety and Rescue Training Course Fees</u>		
<u>Water & Sewer</u>		
A. Confined space entry (24 hours)	\$450.00	\$450.00
B. Hazardous material technician and incident command class (40 hours)	\$550.00	\$550.00
C. Hazwoper training (40 hours)	\$550.00	\$550.00
D. Air monitoring (16 hours)	\$150.00	\$150.00
E. Excavation safety (Trenching & shoring, 16 hours)	\$250.00	\$250.00
F. Fall protection/scaffolding (16 hours)	\$250.00	\$250.00
G. Electrical safety (16 hours)	\$500.00	\$500.00
H. Respiratory protection (40 hours)	\$450.00	\$450.00

NOTE: The revenues from the above course fees are allocated to the water and wastewater funds.

**MIAMI-DADE WATER AND SEWER DEPARTMENT
SCHEDULE OF WASTEWATER FEES AND CHARGES**

WASTEWATER	<u>Effective</u> <u>October 1, 2015</u>	<u>Proposed</u> <u>October 1, 2016</u>
40. <u>Laboratory Fees for Wastewater Tests</u>		
<i>Per Sample (Excludes Sample Collection)</i>		
Bacteriology (Membrane Filter)	\$15.00	\$15.00
Bacteriology (Membrane Filter) - <i>After Hours Charge to Wholesale Customers</i>	\$40.00	\$40.00
Nitrate	\$10.00	\$10.00
Nitrite	\$10.00	\$10.00
Alkalinity	\$8.00	\$8.00
Chloride	\$8.00	\$8.00
Conductivity	\$4.00	\$4.00
Total Dissolved Solids (TDS)	\$6.00	\$6.00
Chlorine Residual	\$10.00	\$10.00
Ammonia - Nitrogen	\$10.00	\$10.00
Dissolved Oxygen	\$6.00	\$6.00
Total Phosphorous	\$10.00	\$10.00
Ortho Phosphate	\$10.00	\$10.00
Biochemical Oxygen Demand	\$12.00	\$12.00
pH	\$4.00	\$4.00
Sulfate	\$16.00	\$16.00
Total Kjeldahl Nitrogen	\$14.00	\$14.00
Total Organic Carbon	\$16.00	\$16.00
Total Suspended Solids	\$6.00	\$6.00
Sodium	\$18.00	\$18.00
41. <u>Preparation of GIS Adhoc Maps and/or Data Fees</u>		
Per hour (minimum one hour)	\$65.00	\$65.00
Additional copies of the same map Per copy	\$25.00	\$25.00
42. <u>Billing Service Fee for Processing Stormwater Utility Fee for Municipalities</u>	Fee Determined by Agreement	Fee Determined by Agreement
43. <u>Billing Service Fee for Processing Sewer Billings for Coral Gables</u>	Fee Determined by Agreement	Fee Determined by Agreement
44. <u>Graywater Disposal System</u>		
Customers who utilize an approved graywater disposal system and install a sub-meter to measure water entering the property which utilizes the graywater disposal system will not be charged wastewater disposal for usage measured on the sub-meter.		

**MIAMI-DADE WATER AND SEWER DEPARTMENT
SCHEDULE OF WASTEWATER FEES AND CHARGES**

WASTEWATER	<u>Effective</u> <u>October 1, 2015</u>	<u>Proposed</u> <u>October 1, 2016</u>
45. <u>Security Fees</u>		
A. Fee for Issuance of Initial Identification Card		
Per person	\$60.00	\$60.00
<p style="padding-left: 20px;">Fee charged for background check and processing costs for identification card issued to persons having access to Department facilities. (Consultants, Contractors, Non-Water and Sewer Department staff)</p>		
B. Fee for Renewal of Expired Identification Card (one year from date of issuance) (Consultants, Contractors, Non-Water and Sewer Department staff)		
Per person	\$55.00	\$55.00
C. Fee for Replacement of Identification Card (card lost, stolen, etc.)		
Per person	\$15.00	\$15.00
46. <u>Subscription Fee to Access Customer Care and Billing System (CCB)</u>		
Fee per user	\$6,300.00	\$6,300.00
<p style="padding-left: 20px;">Annual fee charged to title and lien companies to provide access to the Department's Customer Care and Billing System (CCB) via the Internet for Premise Lien Certificates (PLC).</p>		
47. <u>Cut For Non-Payment (CONP)</u>		
Third Attempt Water Meter Removal Charge	\$250.00	\$250.00
<p style="padding-left: 20px;">Fee charged to customers who intentionally blocked access to water meter on two previous attempts to collect or lock service for non-payment.</p>		
48. <u>After-Hours Construction Inspections Activity Fees</u>		
Per hour rate charged for work outside the specified work hours - weekends, nights and holidays for contractors with special requirements or deadlines for construction.	\$90.00 per hour	\$90.00 per hour
49. <u>Developer Repayment Fee</u>		
To cover administrative costs for collection and repayment of construction connection charges collected from connecting and/or abutting properties in behalf of developers who constructed the facilities.	2.5% of gross repayment	2.5% of gross repayment
50. <u>General & Administrative (G&A) Overhead (OH) Rate</u>		
Rate charged to offset general and administrative costs related to work performed by the Department due to request, damage (billable job orders) or contractual agreement.	10.6% of total cost	10.6% of total cost

**MIAMI-DADE WATER AND SEWER DEPARTMENT
SCHEDULE OF WASTEWATER FEES AND CHARGES**

WASTEWATER	<u>Effective</u> <u>October 1, 2015</u>	<u>Proposed</u> <u>October 1, 2016</u>
51. <u>Rental of Light Towers</u>	\$505.00 per tower per day	\$505.00 per tower per day
52. <u>Sewer Force Main Pipe Tapping Charges</u>		
<u>Tap Size:</u>		
4"	\$650.00	\$650.00
6"	\$660.00	\$660.00
8"	\$730.00	\$730.00
12"	\$980.00	\$980.00
16"	\$1,750.00	\$1,750.00
20"	\$2,080.00	\$2,080.00
Overtime Charge	\$105.00	\$105.00
 NOTE: There will be a \$205.00 charge if Department personnel arrive on a job site and are unable to perform the tapping operation because the contractor has not fulfilled its obligations specified in the Rules and Regulations. No materials shall be furnished by the Department for installation under the prices listed above.		
53. <u>Construction Contract Documents</u>		
A. Contract Documents on a CD or DVD (cost per CD/DVD)	\$20.00	\$20.00
B. Contract Documents without Full-Sized Plan Sheets	\$25.00	\$25.00
C. Contract Documents with Engineer's Estimate up to \$500,000	\$25.00	\$25.00
D. Contract Documents for Projects bidding via Miscellaneous Construction Contracts (MCC) with Engineer's Estimate greater than \$500,000 but less than \$5 million	\$40.00	\$40.00
E. Contract Documents for Projects not bidding via Miscellaneous Construction Contracts (MCC) with Engineer's Estimate, as follows:		
1. Greater than \$500,000, but up to \$5 million	\$50.00	\$50.00
2. Greater than \$5 million, but up to \$10 million	\$75.00	\$75.00
3. Greater than \$10 million, but up to \$20 million	\$100.00	\$100.00
4. Greater than \$20 million, but up to \$50 million	\$150.00	\$150.00
5. Greater than \$50 million, but up to \$100 million	\$250.00	\$250.00
6. Greater than or equal to \$100 million	\$350.00	\$350.00

MIAMI-DADE WATER AND SEWER DEPARTMENT			
Table 2			
No.	Types of Building Usages	Rating * See Section 24-43.1(5) of the Miami Dade Code	Verification Form Fee Listing
Residential Land Uses:			
1	Single Family Residences		R-A
2	Townhouse Residences		R-B
3	Apartments		R-B
4	Mobile Home Residences/Parks		R-A
5	Duplexes or Twin Home Residences		R-A
Commercial Land Uses:			
6	Airport: (a) Common Area/Concourse (b) Retail (c) Food Service		NR
7	Banquet Halls with kitchen		NR
8	Bars or Cocktail Lounges		NR
9	Barber Shops		NR
10	Beauty Shops		NR
11	Bowling Alleys		NR
12	Car Washes: (a) Manual Washing (b) Automated Washing with recycle system		NR
13	Coin Laundries		NR
14	Country Clubs with kitchen		NR
15	Dentist Offices		NR
16	Fitness Centers or Gyms		NR
17	Food Preparation Outlets (Bakeries, Meat Markets, Commissaries, etc.)		NR
18	Funeral Homes		NR
19	Gas Station / Convenience Store/ Mini-Mart (a) without Car Wash (b) with Single Automated Car Wash		NR
20	Hospitals		NR
21	Hotels and Motels		NR
22	House of Worship		NR
23	Industrial: (a) Warehouse/ Spec. Bldg. (b) Self-Service Storage Units (c) Industrial - Wet (d) Industrial - Dry		NR
*The basis of calculation for average daily rated gallonage is found in Section 24-43.1(5) of the Code of Miami-Dade County as currently in effect and as may be amended in the future. For usages not shown, the Department shall estimate daily gallonage.			

MIAMI-DADE WATER AND SEWER DEPARTMENT Table 2			
No.	Types of Building Usages	Rating * See Section 24-43.1(5) of the Miami Dade Code	Verification Form Fee Listing
24	Kennels		NR
25	Marinas		NR
26	Motor Vehicle Service Stations		NR
27	Nursing or Convalescent Homes		NR
28	Office Buildings		NR
29	<u>Other Residential Facility/ Institution:</u> (a) Congregate Living Facility (CLF) (b) Jail (c) Other		NR
30	Pet Grooming		NR
31	Physician Offices		NR
32	<u>Public Park:</u> (a) With toilets only (b) With toilets and showers		NR
33	Public Swimming Facilities		NR
34	<u>Restaurants:</u> (a) full service (b) fast food service (c) take-out service		NR
35	Retail		NR
36	Schools a) day care/nursery b) regular schools		NR DADE COUNTY SCHOOL BOARD IS EXEMPT
37	Shopping Center/ Mall: (Shell/ Common Area)		NR
38	Stadiums, Ballparks, Racetracks, Frontons, Auditoriums, Etc.		NR
39	Theaters a) Indoor b) Outdoor c) Drive-in		NR
40	Trailer or Tourist Park		NR
41	Veterinarian Offices		NR
<p>*The basis of calculation for average daily rated gallonage is found in Section 24-43.1(5) of the Code of Miami-Dade County as currently in effect and as may be amended in the future. For usages not shown, the Department shall estimate daily gallonage.</p>			

Note: gpd = gallons per day gpcd = gallons per capita per day
 R-A = Residential R-B = Multi-family Residential
 NR = Non-residential

I.O. No.: 4-111
Adopted: 9/~~19~~22/156
Effective: 10/1/156

MIAMI-DADE COUNTY
 IMPLEMENTING ORDER

FEE SCHEDULE FOR REGULATORY AND ECONOMIC RESOURCES
 (PLANNING, ZONING, AND PLATTING SERVICES)

AUTHORITY:

Ordinance No. 76-60; the Miami-Dade County Home Rule Charter including, among others, Sections 1.01 and 2.02A; Sections, 2-113, 2-114.1, 2-114.2, 2-114.3, 2-114.4, 2-116.1, 8-5, 33-285, 33-303.1, 33E-15, 33G-6, 33H-16, 33I-13, 33J-14, 33K-14, and Chapters 16A, 18A and 28 of the Code of Miami-Dade County.

SUPERSEDES:

This Implementing Order (IO) supersedes IO 4-111, ordered September ~~19~~22, 20146 and effective October 1, 20146.

POLICY:

A schedule of fees covering the cost of providing planning, zoning, and platting services shall be established and no application, permit, certificate or receipt shall be issued until the appropriate fee is paid. Additionally, no special study shall be prepared until a memorandum of agreement has been entered into or payment made.

PROCEDURE:

The responsibility for this Implementing Order is assigned to the Director of the Department of Regulatory and Economic Resources, who shall be responsible for the collection of fees and the delivery of required services pursuant to Chapters 8, 16A, 28 and 33 and Section 2-104 of the Code of Miami-Dade County. Each two years or earlier, if need be, the Director shall review all fees in terms of their cost and recommend necessary changes to the County Mayor.

FEE SCHEDULE:

The fee schedule adopted by this Implementing Order has been presented and is considered a part hereof. In accordance with Section 2-3 of the Code of Miami-Dade County, this official Fee Schedule is also filed with the Clerk of the Board of County Commissioners. Fees which are charged by the planning, zoning, and platting services shall be the same as those listed in the Official Fee Schedule on file with the Clerk of the County Commission.

This Implementing Order is hereby submitted to the Board of County Commissioners of Miami-Dade County, Florida.

Approved by the County Attorney as
 to form and legal sufficiency _____

Planning, Zoning, and Platting Services
Fee Schedule

TABLE OF CONTENTS

I. GENERAL INFORMATION
A. Concurrency Review1
B. Impact Fees1
C. Preparation of Certified Records for Court Appeal1
D. Copies of Departmental Records, Verification of Documents and Research of Plans (expanded)1
E. Fees Based on Estimated Cost - Documentation Requirements1
F. Publications2
G. Late Payment Charges on Unpaid Amounts Due to Planning and Zoning2
H. Surcharge2
I. Images Online2-3
J. Conversion of Documents to Images (Scanning)3
K. Permit Renewals3
L. Notices for Zoning Applications3
M. Special Projects3
II. REQUESTS FOR WRITTEN ADVISORIES OF COMPREHENSIVE DEVELOPMENT MASTER PLAN (CDMP) CONSISTENCY (OTHER THAN FOR DEVELOPMENT/SERVICES CONCURRENCY DETERMINATION)
A. Interpretation/Explanation of CDMP Provisions, Including Adopted Land Use Plan (LUP) Map and Interpretation of LUP Map Text Consistency Determinations Relative to a Specific Location.....3
B. Interpretation/Explanation of Adopted Components Goals, Objective, and Other Text Not Related to a Specific Location.....3
III. APPLICATIONS TO AMEND THE CDMP
A. Land Use Element45
B. Traffic Circulation Sub-Element5
C. Mass Transit Sub-Element5
D. Port, Aviation, and Port of Miami Sub-Element5
E. Capital Improvements Elements (CIE)5
F. All Elements (including A-E above)5-6
IV. PREPARATION OF SPECIAL PROJECTS, STUDIES, REPORTS, OR PROVISION OF DATA
A. Graphics Services6
B. Non-Graphic Services6
C. Computer Reports or Data6
V. CERTIFICATE OF USE (C.U.) AND TEMPORARY CERTIFICATE OF USE (T.C.U.)
A. Residential7
B. Business, Wholesale and Retail7
C. Industrial.....7-8
D. Unusual Uses, Special Permits, Business and Industrial Use Variances8
E. Agricultural8
F. Trailer Use Certificates8
G. Maximum Fee8
H. Change of Use, Business Ownership or Name9
I. Refunds9
J. Occupancy without a CU.....9
K. Failure to Renew CU, Temporary Certificate of Use (TCU) or Temporary CU9
L. "Up-Front" Fee9
M. CU and TCU, Inspection Fee9
N. CU Re-inspection Fee9
O. Alcohol Fees and Renewal Fees9
P. Certification of Residence.....9-10
VI. ZONING APPLICATION FEES
A. Public Hearing Administrative Modifications and Reformatations10-11
B. Non-Use Variance Administrative Site Development Option (ASDO) Public Hearings (Residential/One Lot)11
C. Unusual Use-Mobile Home as a Watchman's Quarters.....11
D. Public Hearings for Private Schools, Houses of Worship, etc.11
E. Unusual Use-Lake Excavation.....12
F. Non-Use Variance Signs12

**Planning, Zoning, and Platting Services
Fee Schedule**

- G. Revisions to Public Hearings Plans12
- H. Revisions of Legal Description12
- I. Appeals of CZAB Decisions12
- J. Entrance Feature Application Fees12
- K. Appeals of Entrance Feature Decisions12
- L. Administrative Adjustment Application Fees12-13
- M. Appeals of Administrative Adjustment Decisions13
- N. Appeals of Administrative Decisions of Director and Amendments to Zoning Regulations13
- O. Appeals of Administrative Decisions of the Executive Council13
- P. Severable Use Rights13
- Q. Administrative Site Plan Review Fee (Residential).....13
- R. Administrative Site Plan Review Fee (Commercial).....13-14
- S. Administrative Lake Plan Review Fee.....14
- T. Class I Permits14
- U. Class IV Permits14
- V. Other Processing and Research Fees14
- W. Governmental Facilities14
- X. Shoreline Applications15
- Y. Substantial Compliance Determination15
- Z. Zoning Kit and Subscriptions15
- AA. Zoning Logbook and Agenda Subscriptions.....15
- BB. Hearing Tapes.....15
- CC. Re-Advertisement and Re-Notification for Deferred or Remanded Hearing Applications15

- VII. DEVELOPMENTAL IMPACT COMMITTEE LARGE SCALE APPLICATIONS.....15-17**

- VIII. VESTED RIGHTS/TAKINGS FEES**

 - A. Section 2-114.1 - Miami-Dade County Code - Vested Rights/Taking-Base Fee.....17
 - B. Vested Rights/Takings – Size of Application.....17

- IX. EXTENSION OF CAPACITY RESERVATION17**

- X. APPEALS OF PLAT COMMITTEE DECISIONS17**

- XI. APPEALS OF IMPACT FEE ASSESSMENTS17**

- XII. ADJUSTMENT OF LANDSCAPING REQUIREMENTS APPLICATION FEES17-18**

- XIII. LAKES AND LANDFILLS18**

- XIV. ZONING PLANS PROCESSING FEES**

 - A. Initial Landscape Fee18
 - B. Re-Work Fees18
 - C. Revised Landscaping Plans Fee.....18

- XV. ZONING REVIEW FEE ASSOCIATED WITH BUILDING PROCESS**

 - A. Revised Plans Fee18
 - B. Up-Front Processing Fee18
 - C. Minimum Fee for Building Permit19
 - D. Refunds19
 - E. New Building or Additions19-20
 - F. New Construction Other Than as Specified Herein20
 - G. Alterations and Repairs to Building and Other Structures (Except Group I)20
 - H. Moving Buildings for Other Structures20
 - I. Slabs.....20
 - J. Fences and/or Walls20-21
 - K. Swimming Pools, Spas, and Hot Tubs21
 - L. Temporary Platforms and Temporary Bleachers to be Used for Public Assembly21
 - M. Screen Enclosures, Canopies and Awnings21
 - N. Sign Permit Fees21
 - O. Tie Down21
 - P. Satellite Dish21
 - Q. Ornamental Iron22
 - R. Signs & Architectural Features (Indoor Neons)22

**Planning, Zoning, and Platting Services
Fee Schedule**

XVI. **ZONING INSPECTION FEES**

- A. Inspection Fee22
- B. Inspections Requiring Overtime22

XVII. **CHAPTER 163 DEVELOPMENT AGREEMENTS**22

XVIII. **FEE FOR MONITORING DEVELOPMENT OF REGIONAL IMPACT
AND OTHER MAJOR PROJECTS**22

XIX. **HISTORIC PRESERVATION FEES**

- A. Certificate of Appropriateness (COA).....22
- B. Certificate to Dig (CTD) Approval Letter.....22-23
- C. Ad Valorem Tax Abatement Application23
- D. Designation Report Requests23
- E. Deferment or Continuance of Hearing After the Legal Ad has been Placed23

XX. **PLATTING FEES**

- A. Tentative Plat24
- B. Waiver of Plat24
- C. Waiver of Subdivision Code Requirements24
- D. Paving and Drainage.....25
- E. Final Plat25
- F. Platting and Traffic Section Zoning Application Review Fee.....25
- G. Decorative Wall and Entrance Feature Review.....25
- H. Bonding25
- I. Research25

**Planning, Zoning, and Platting Services
Fee Schedule**

The following schedule details the charges and fees associated with planning and zoning services:

I. GENERAL INFORMATION

A. CONCURRENCY REVIEW

- 1. A fee of six (6%) percent of the total permit fee, CU or zoning application fee, will be added to original fees where an RER concurrency review was performed.
- 2. Concurrency Information Letters: Fees for Concurrency Information Letters shall be as follows to cover the cost of preparing informational letters.

Minor Letter: \$100.00
These require routine to moderate research and analysis, standard preparation and processing time.

Major Letter: \$200.00
These require extraordinary research and analysis, and/or special preparation and handling.

B. IMPACT FEES

Impact Fees are assessed on certain building permits, including re-application on expired permits (contact the Impact Fee Section for details on these fees).

C. PREPARATION OF CERTIFIED RECORDS FOR COURT APPEALS

For the purpose of court appeals, wherein the Director of ~~Planning and Zoning~~ is requested to make available the records upon which the decision of the Board of County Commissioners or Community Zoning Appeals Board or other administrative board is based, there shall be paid to ~~Planning and Zoning~~, for the preparation of a certified copy of the records, a fee of \$403.64, to be paid at the time of request.

D. COPIES OF DEPARTMENTAL RECORDS, VERIFICATION OF DOCUMENTS AND RESEARCH OF PLANS (EXPANDED)

	<u>Fee</u>
Plan reproduction from microfilm or document larger than 14 inches by 8 1/2 inches per sheet	\$7.34
Reproduced records – per page (also refer to pg. 13, other Processing Fee)	0.20
Double sided copy - per page	0.26
Certified copies in addition to photocopy - per page	1.29
Official copy of CU record	12.88
Verification of legal description on documents prepared for recordation	12.88
Digital Maps, scanned images	36.70
Minimum	9.18
Special map requests	77.25
Notary public service - per document	1.29
Minimum	0.32
Research and ordering plans	7.34

E. FEES BASED ON ESTIMATED COST - DOCUMENTATION REQUIREMENTS

The Department may require the permit applicant to submit appropriate documentation as proof of estimated cost of construction used to compute permit fees.

**Planning, Zoning, and Platting Services
Fee Schedule**

F. PUBLICATIONS

The Department gathers and analyzes data about land use and population patterns within Miami-Dade County. These publications are available as priced, plus postage and handling if mailed in the United States. The Department also publishes other documents related to the maintenance and update of the CDMP, including the continuing amendment cycles, and other specialized reports and documents.

Research Planning:

Census Reports	<u>Fee</u>
Standard study reports by number of pages.	
Under 10pp	\$2.00
10 - 19pp	3.00
20 - 29pp	4.00
30 - 39pp	5.00
40 - 49pp	7.00
50pp or more	9.00
 Demographic Studies	
Standard study reports by number of pages.	
Under 21pp	3.00
21 - 50pp	5.00
51 - 100pp	10.00
101 - 150pp	15.00
151pp or more	20.00
 Research Area Studies	
Under 20pp	3.00
20pp or more	5.00
 Economic Studies	
Standard study, same as Census Reports	
General Information Maps (Stock)	\$5.00 each
2000 Land use Map of Miami-Dade County	60.00 each
Profiles (Census/Demographic/Economic)	10.00 each
Special Graphics Request, \$25 min + hourly	25.00 minimum
Information Maps (24" x 36" or larger)	25.00 sheet
Digital Map Library Plots	36.70 each

G. LATE PAYMENT CHARGES ON UNPAID AMOUNTS DUE TO PLANNING AND ZONING

Billings covered by contracts, agreements, or other formal arrangements for services rendered by the department are due within 45 days from the date of the invoice. Full payment of the account balance must be received by the past due date set forth on the invoice. A monthly late payment charge will be assessed on any outstanding balance at the rate of 10% thereafter, until payment is received in full.

H. SURCHARGE

A surcharge of eight (8%) percent on CDMP fees and zoning fees

I. IMAGES – ON LINE

The department provides imaged records on line relating to land use files and are available using the established fees.

**Planning, Zoning, and Platting Services
Fee Schedule**

Smaller Zoning Applications Process	25.75
Larger Zoning Applications Process	77.25
J. Conversion of Documents to Images (scanning) – Charge per Page	<u>Fee</u>
1) Letter Size	\$0.26
2) Legal Size	0.30
3) E-Size	1.02

K. PERMIT RENEWALS

All permits for renewals shall be assessed a fee of 50% of the original permit fee (except where the minimum permit fee was assessed) if permit is renewed within 6 months of its expiration . If the permit is renewed more than 6 months after its expiration, then 100% of the original fee shall be assessed. In no event shall the fee be less than the minimum fee listed for that permit.

L. NOTICES FOR ZONING APPLICATIONS

For public hearing and other notices that are mailed out by RER, Aa fee of \$0.73 cents per required notice shall be assessed. These fees shall be assessed for everyeach occasion on which notices are mailed

M. SPECIAL PROJECTS

The Director, or designee, has the authority to invoice for reimbursement of actual costs on special projects or services not contemplated in the current fee structure. The invoice will consist of actual labor cost, including any and all fringe benefit costs the Department is legally obligated to pay. Additionally, the invoice will include any other indirect cost associated with the actual labor cost, as determined by the Department’s Finance Section on a yearly basis.

The Director or his designee will also have the ability to request a deposit amount that is mutually acceptable by the Department and the company or individual that is legally responsible for the project(s) or services requested. The deposit amount shall be used to offset the final invoice project cost; if any amount is remaining, it shall be returned to the party that executed the agreement with the Department. The life span of the project(s) or services requested shall be included in the agreement.

II. REQUESTS FOR WRITTEN ADVISORIES OF COMPREHENSIVE DEVELOPMENT MASTER PLAN (CDMP) CONSISTENCY (OTHER THAN FOR DEVELOPMENT/SERVICES CONCURRENCY DETERMINATION)

For special written advisory letters/memoranda regarding the relationship of a particular parcel or the consistency of a proposed development action to the provisions of the Comprehensive Development Master Plan (CDMP) that are requested pursuant to Section 2-113 of the Code of Miami-Dade County and apart from regular development order approval processes, the requesting party shall pay the following charges:

A. INTERPRETATION/EXPLANATION OF CDMP PROVISIONS, INCLUDING ADOPTED LAND USE PLAN (LUP) MAP AND INTERPRETATION OF LUP MAP TEXT CONSISTENCY DETERMINATIONS RELATIVE TO A SPECIFIC LOCATION

Size of Parcel of Proposed Development (gross acres)	<u>Fee</u>
Under 1.0 acre	\$114
1.0 acres - 5.0 acres	228
5.1 acres - 20.0 acres	342
20.1 acres and over	570

Requests involving research of multiple parcels in a large-scale development shall be charged in accordance with item IV B, herein.

Planning, Zoning, and Platting Services Fee Schedule

B. INTERPRETATION/EXPLANATION OF ADOPTED COMPONENTS GOALS, OBJECTIVES AND OTHER TEXT NOT RELATED TO A SPECIFIC LOCATION

Each issue/question not related to Level of Service (LOS) Standards	114
Each issue/question related to LOS Standards	171

The Director or their designee, may condition such advisories on the information made available by the requesting party or defer to more complete development order review procedures. The conditional nature of all special advisories shall be addressed in the document.

III. APPLICATIONS TO AMEND THE CDMP

A. Land Use Element

1. LUP Map (except for Roadway and Transit changes which are covered in B), Agricultural Subarea 1 Map, Open Land Subareas Map, and Environmental Protection Subareas Map, which applications are requested for processing during regular semi-annual CDMP amendment cycles:

a) Regional Urban Center	109,440
b) Metropolitan Urban Center	85,500
c) Community Urban Center	54,720
d) Other	

Size of Area (gross acres) Subject to Application	<u>Fee</u>
Up to 5.0	\$11,400
5.1 - 10.0	21,660
10.1 - 20.0	42,750
20.1 - 40.0	64,410
40.1 - 80.0	85,500
80.1 - 160.0	102,600
160.1 - 320.0	119,700
320.1 - 480.0	136,800
480.1 - 640.0	153,900
640.1 - 800.0	171,000
800.1 - 960.0	188,100
960.1 - 1120.0	205,200
1120.1 - 1280.0	222,300
1280.1 and above	171/acre

e) The fee for any application requesting amendment to the LUP Map which includes a request to expand the Urban Development Boundary (UDB) or to redesignate to an urban land use outside the UDB shall be increased by 1) twenty-five (25%) percent of the amount indicated above in II.A.1.(d) for all applications up to eighty (80) acres in size, or 2) fifteen (15%) percent of the amount indicated above in II.A.1.(d) for applications larger than eighty (80) acres.

f) Application requesting amendment to the LUP Map to increase the currently planned residential density on land inside the UDB shall receive a reduction of the fee amount of 1) twenty-five (25%) percent of the amount indicated above in II.A.1.(d) for each application up to eighty (80) acres in size, or 2) fifteen (15%) percent of the amount indicated in II.A.1.(d) if the application area is larger than eighty (80) acres.

g) Applications requesting amendments to an Urban Expansion Area (UEA) boundary without amendment to the underlying future land use shall be charged 30 percent of the rate established in paragraph II.A.1.(d) above but not less than \$10,000.

**Planning, Zoning, and Platting Services
Fee Schedule**

h) Applications requesting amendment to the LUP Map for processing concurrently with an application to approve or amend a Development of Regional Impact (DRI) development order pursuant to Sec. 2-116.1(5)(a), Code of Miami-Dade County, Florida, shall be charged \$91,200 if 640 acres or smaller, or if a request for Urban Center; if 640.1 acres or larger, such applications shall be charged 65 percent of the fee amount for the applicable parcel size listed in foregoing paragraph II.A.1.(a) through (g).

2. Revision of the LUP Map Text Each issue-proposal (per paragraph)	17,100
3. Environmental/Historical or other Map Each issue/item including associated text	17,100
4. Covenant revisions and other changes amending land uses relating to specific land parcels	Two-thirds rate of II(A)(1)(d) above

B. Traffic Circulation Sub-Element

1. Planning Future Roadway Network Map Per road lane-mile	17,100
2. Roadway Functional Classification Map Per road-mile (existing or future)	17,100
3. Limited Access Facilities Map Per road-mile or interchange	17,100
	<u>Fee</u>
4. Other Map Per Mile	\$11,400

C. Mass Transit Sub-Element

1. Future Mass Transit System Maps Per linear mile of service area, corridor, or alignment	17,100
2. Major Traffic Generators and Attractors Each major traffic generator	17,100

D. Port, Aviation, and Port of Miami Sub-Elements

1. Major Aviation Facilities - Future Improvements Map Each Facility	17,100
2. Aviation Facility Improvements Each improvement project line item	17,100
3. Port of Miami River - Future Land Use Map	(Same as LUP Map II.A.1)
4. Port of Miami 5 year or 10 year Plan map	17,100

E. Capital Improvements Elements (CIE)

1. Each proposed project line item	17,100
2. Urban Infill or Concurrency Exception Area Maps	51,300

F. All Elements (including A-E above)

1. Each Level of Service (LOS) Standard or DRI Threshold (F.S.380) - addressing goal, objective, policy, or map	51,300
---	--------

**Planning, Zoning, and Platting Services
Fee Schedule**

2. Each Non LOS Standard - addressing goal, objective or policy	17,100
3. Each monitoring measures item	10,260
4. Each other text change proposal item (up to 5 sentences)	17,100
5. Each other map change proposal or item	17,100
6. One or more non-LUP Map amendment proposals requested for processing concurrently with an application to approve or amend a DRI development order pursuant to Sec. 2-116.1(5)(a), Code of Miami-Dade County, Florida. This fee shall be charged only when a LUP Map amendment is not requested, and a fee is not charged, pursuant to par. II.A.1, above.	34,200

All above fees include any corresponding changes to other Plan Elements, or components thereof, required for internal consistency.

In the event that the applicant withdraws the application for amendment prior to the deadline established in Section 2-116.1(8), Code of Miami-Dade County, amendment fees paid shall be refunded.

In the event that the Board of County Commissioners fails to approve transmittal of a non-small scale amendment application to the State Land Planning Agency per Sec. 2.116.1(3)(g) of the Code of Miami-Dade County, or the applicant withdraws the application or any portion thereof after the full refund deadline referenced above, but prior to transmittal action by the Board of County Commissioners, 1) twenty-five (25%) percent of the department's CDMP amendment fees paid shall be refunded.

The applicant shall not be authorized, subsequent to the "transmittal" hearing held by the Board of County Commissioners, to receive any refund of application fees.

County proprietary departments shall pay required fees at the time of application except that (a) during a regular annual update to the CIE, a single fee of \$11,400 shall be charged to the department for one or more changes to a Schedule of Improvements table; (b) fees shall not be charged to such departments for a major Element update to implement an Evaluation and Appraisal Report (EAR); and (c) the fee for a major update or revision to a Plan Element required by a proprietary department at a time other than during an EAR-based CDMP amendment cycle shall be \$57,000 paid at the time of application filing, with any costs incurred by the Department in excess of the initial filing fee to be paid by the applicable department.

IV. PREPARATION OF SPECIAL PROJECTS, STUDIES, REPORTS, OR PROVISION OF DATA

For special studies, reports or file research requested by non-Miami-Dade County entities that are not prepared as part of the Department's regular work program of the requesting entity shall pay the following charges:

A. Graphics Services

- 1. Actual salary costs of personnel involved in providing services in effect at time of activity, and
- 2. Graphics materials used at estimated cost (unless supplied by entity requesting services), and
- 3. Department overhead operating costs equal to 1.0 times personnel's salary costs identified in 1 above.

B. Non-Graphics Services

- 1. Actual salary of personnel providing services in effect at time of activity, and
- 2. Department personnel support and overhead operating costs equal to 1.0 times personnel's salary costs identified in IV.B.1. above.

The Director or his or her designee, is authorized to administer these professional service charges through letters of agreement with non-County entities requesting such services.

**Planning, Zoning, and Platting Services
Fee Schedule**

C. Computer Reports or Data

Online subscription of Municipal Zoning records shall be charged a fee of \$1,000.00

V. CERTIFICATE OF USE (C.U.) AND TEMPORARY CERTIFICATE OF USE (T.C.U.)

The following original fees shall be paid for all uses. The indicated renewal fee applies to those uses, which are required to be renewed annually by Code or by Resolution. All non-renewable uses are issued permanent use certificates which shall remain valid for an unlimited time, unless revoked for cause, or abandoned, provided there is no change of use, ownership, or name, or that there is no enlargement, alteration or addition in the use or structure. An "up front" processing fee equal to 50% of the total C.U. fee shall be assessed at the time of filing an application. The processing fee is non-refundable but shall be credited towards the final C.U. fee.

A. RESIDENTIAL	<u>Fee</u>	<u>Renewal Fee</u>
Apartments, hotels, motor hotels and all multiple family uses per building		
4 - 50 units	\$85.13	
51 - 100 units	101.28	
101 - 200 units	115.96	
201 or more units	132.10	
Private school, charter schools, day nursery, Convalescent and nursing home, hospital, Assisted Congregate Living Facilities (ACLF) and developmentally disabled home care	139.44	73.39
Home Office	36.70	22.02
B. BUSINESS, WHOLESALE AND RETAIL		
All uses, except the following:		
Per sq. ft. of business area	0.04	
Minimum	139.44	80.73
Automobile, recreational vehicle, boat, truck, etc., rental or sales from open lot or combination open lot and building	139.44	
Per sq. ft. of business area	0.04	
Minimum	139.44	234.84
Change of owner of restaurant liquor/beer/wine/ in conjunction with restaurants, grocery stores, etc.	139.44	80.73
C. INDUSTRIAL		
All uses, except the following:		
Per sq. ft. of business area	0.04	
Minimum	139.44	80.73
Automobile used parts yard, commercial incinerators, junkyards, slaughterhouses, bulk storage of petroleum products, trailer parks, tourist camps, utility plants of 30,000 sq. ft. or less	0.03 234.84	

**Planning, Zoning, and Platting Services
Fee Schedule**

	<u>Fee</u>	<u>Renewal Fee</u>
Per sq. ft. of business area		
Minimum	\$647.28	234.84
Automobile used parts yard, commercial incinerators, junkyards, slaughterhouses, bulk storage of petroleum products, trailer parks, tourist camps, utility plants over 30,000 sq. ft.	924.68	342.12
 D. UNUSUAL USES, SPECIAL PERMITS, BUSINESS AND INDUSTRIAL USE VARIANCES		
All unusual uses, except the following:	324.38	246.58
Churches	139.44	73.39
Airports, racetracks, stadiums	647.28	234.84
Cabaret, nightclub, liquor package store	428.58	388.96
Rock quarries, lake excavation and/or filling thereof	509.31	246.58
Minimum	509.59	
Circus or carnival (per week) and special events	271.54	271.54
Open lot uses	193.74	154.12
Lot clearing, sub-soil preparation	161.45	146.78
Residential sale display of vehicle/watercraft	36.70	
 E. AGRICULTURAL		
All uses, except as otherwise listed herein	193.74	183.47
 F. TRAILER USE CERTIFICATES		
Covers administrative and initial field inspection cost for all types of construction site field offices. Fee also covers cost of site plan review.		
(1) Mobile homes approved for temporary use during construction of a residence (Section 33-168, Code of Miami-Dade County)	264.20	264.20
(2) Mobile homes or modular units approved for commercial purposes or development projects, including watchman's quarters and temporary sales offices	540.13	513.71
(3) Construction field offices	183.47	183.47
(4) Cash escrow processing fee	146.78	
(5) Mobile home tag deposit	36.70	
(6) Cash escrow processing (balloons)	73.39	
(7) Cash escrow (demo)	293.55	

**Planning, Zoning, and Platting Services
Fee Schedule**

G. MAXIMUM FEE

Fee

The maximum fee for a CU provided no violation exists at the time of the CU.

\$924.68

H. CHANGE OF USE, BUSINESS OWNERSHIP OR NAME

When there is a change of use, business ownership, or name, the fee shall be the original fee listed for the use proposed.

I. REFUNDS

No refunds shall be made of fees paid for use permits. In case of error, adjustments may be made by the Director.

J. OCCUPANCY WITHOUT A CU

Certificate of use violation fee

231.90
Plus a double CU fee

K. FAILURE TO RENEW CU(s) or Temporary Certificate of Use TCU(s) not renewed on or before the renewal or expiration date will be assessed a \$220.16 violation fee plus a double CU or TCU TCC fee.

L. TEMPORARY CU "UP FRONT" FEE

When the TCU application is received, the applicant shall pay an "up-front" processing fee equal to \$36.70. This processing fee is not refundable. This fee shall be deducted from the total cost of the TCU.

M. CU AND TCU, INSPECTION FEE

When an inspection is necessary prior to the issuance of a CU or TCU, an inspection fee of \$86.97 shall be charged for each inspector who is required to make a field inspection. Temporary CUs will be charged at a fee equal to the final CU cost in addition to the inspection fee. This fee will be required regardless of the length of time the TCU is needed: up to ninety (90) days for CUs and up to sixty (60) days for TCUs.

N. CU RE-INSPECTION FEE

When extra inspection trips are necessary due to 1) wrong address being given on call for inspection, 2) required corrections not being made or completed at time specified or 3) failure to provide access to the property or use, a fee of \$86.97 for each inspector who must return shall be charged.

O. ALCOHOL FEES AND RENEWAL FEES

Bar/Lounge	80.73
Liquor Package Store, Cabaret nightclub, (Refer to C011)	388.96
Restaurant with Liquor and/or Beer and Wine	80.73
Other Alcoholic Beverage uses not listed	80.73
Outdoor Patio	234.84
Private Club: Liquor and/or Beer and Wine	234.84
Restaurant and Lounge/Bar	161.45

**Planning, Zoning, and Platting Services
Fee Schedule**

P. CERTIFICATION OF RESIDENCE

Ordinance No. 08-133 applies to all residential properties in unincorporated Miami-Dade County acquired through a Certificate of Title (Foreclosures and Judgments). The Ordinance requires the title holders of foreclosed properties obtain a Certificate of Use (CU) prior to offering the property for sale, transfer or alienation.

	<u>Fee</u>
Single-family homes, condominiums, townhouses and duplexes Upfront fee assessed at the time of filing an application \$257.50 . The fee is non-refundable but shall be credited towards the final	\$309.00
Resubmittal	51.50

VI. ZONING APPLICATION FEES:

All application fees shall be paid in total, at the time of filing of the application, and no total fee shall be credited or refunded except when adjustment is warranted or deemed necessary due to departmental error. A refund of fifty percent (50%) of an original application fee may be refunded upon the withdrawal of an application when the written request for withdrawal is received within 60 days of the date of application. In no event, however, shall an appellant of a Community Zoning Appeals Board decision be entitled to a refund of the appeal fee.

Extension fee for expiring applications (request submitted prior to expiration)	\$150.00
Pre-Application fee (Urban Centers and Development Impact Committee projects)	\$500.00
Pre-Application fee (all other projects)	\$250.00

100% of the Pre-Application Fee shall be credited towards the zoning application fees if the complete zoning application is submitted less than six (6) months after the pre-application meeting date.

50% of this fee shall be credited towards the zoning application fees if the complete zoning application is submitted six (6) months or later but less than nine (9) months after the pre-application meeting date.

Applications submitted nine (9) months or later after the pre-application meeting shall not be entitled to a credit.

In addition to the zoning fees set forth below, ~~additionalthe costs of mailing any required notices shall be assessed as provided in Section I.L. of this Implementing Order. the following items shall be assessed: a fee of \$0.73 cents per notice. These fees shall be assessed for every occasion on which notices are mailed.~~

A. PUBLIC HEARING, ADMINISTRATIVE MODIFICATIONS AND REFORMATIONS FEES

Except as otherwise provided in B. through F. below, for every application for a zoning change, or other zoning application, where a public hearing is required to be held and for every application where notices and advertisement are required, there shall be paid for the processing of each and every application, a minimum fee of 1,100.81 or 2,201.63 if the application is the result of a violation. The exact amount of each and every public hearing application fee is established by the addition of the following fees:

Zone Change to AU/GU/RU1/RU2/RUIZ/EU/RU-1M (a)/RU-IM (b)	1,467.75
Zone Change to RUTH/MULTI-FAM/PAD	2,201.63

**Planning, Zoning, and Platting Services
Fee Schedule**

Zone Change to RU-5/RU-5A/OPD	2,935.50
Zone Change to BU	4,403.25
Zone Change to IU	3,669.38
Use Variance-AU/GU/RU-1/RU-2/RUIZ/EU	2,201.63
Use Variance-RUTH/MULTI-FAM/PAD	3,669.38
Use Variance-RU-5/RU5A-OPD	5,137.13
Use Variance-BU	5,137.13
Use Variance-IU	4,403.25
Non-Use Variance or Administrative Site Development Option (Residential)	733.38

Fee

Non-Use Variance or Administrative Site Development Option (Commercial, Industrial, Office)	1,467.75
Special Exception	2,935.50

Modify/Delete	1,467.75
Unusual Use	2,935.50

(1) Residential:

Site Plan Review	1,467.75
Size of Property: 733.88 per 10 acres or portion thereof	733.88
Number of Units: 366.94 per 15 units or portion thereof -	366.94

(2) Commercial and Mixed Use :

Site Plan Review	2,201.63
Size of Property: \$880.65 per 10 acres or portion thereof	880.65
Size of Building (<u>non-residential</u>): \$293.55 per 5,000 sq. ft. or portion thereof	293.55
<u>Number of Residential Units (if applicable):</u> <u>per 15 units or portion thereof</u>	<u>366.94</u>

**B. NON-USE VARIANCE or ADMINISTRATIVE SITE DEVELOPMENT OPTION (ASDO)
PUBLIC HEARINGS (RESIDENTIAL/ONE LOT)**

For every application for a non-use variance or ASDO for the new construction of, or addition to, a single family residence (one lot maximum) or duplex (one lot maximum), there shall be paid a fee of \$1,614.53

**Planning, Zoning, and Platting Services
Fee Schedule**

(\$1,908.08 if the application is the result of a violation).

C. UNUSUAL USE - MOBILE HOME AS A WATCHMAN'S QUARTERS

For every application for an unusual use for a trailer as a watchman's quarters, there shall be paid a fee of \$1,614.53 (\$1,908.08 if the application is the result of a violation).

D. PUBLIC HEARINGS FOR PRIVATE SCHOOLS, HOUSES OF WORSHIP, ACLF, NURSING HOMES AND CONVALESCENT HOMES

For every public hearing application for the above uses, there shall be paid a fee of \$2,935.50 (\$3,669.38 if the application is a result of a violation).

E. UNUSUAL USE-LAKE EXCAVATION

For every application for an unusual use for a lake excavation, there shall be paid a minimum of \$733.88 (\$1,078.80 if the application is the result of a violation). The exact amount of each and every lake excavation public hearing fee is established by the addition of the following fees:

Site Plan Review	1,100.81
10 acres or portion thereof of water surface area	308.23

F. NON - USE VARIANCE-SIGNS

For every application for a non-use variance for the installation of a sign(s), there shall be paid a fee of \$2,201.63 (\$2,935.50 if the application is the result of a violation).

G. REVISIONS TO PUBLIC HEARING PLANS, ADMINISTRATIVE MODIFICATIONS, AND REFORMATIONS

Submittal of the first revised plan will be processed at no additional cost to the applicant. Subsequent revisions will be processed at an additional charge of \$880.65 (or \$1,174.20 if submitted 30 days or less prior to hearing) per revised plan and shall be paid in total at the time of submittal.

H. REVISIONS OF LEGAL DESCRIPTION	<u>Fee</u>
Rework of a legal description as a result of revisions, corrections, inconsistencies and/or missing items.	60.00

I. APPEALS OF COMMUNITY ZONING APPEALS BOARD DECISIONS

For every application for an appeal of a decision of the Community Zoning Appeals Board to the Board of County Commissioners, there shall be paid for the processing of each and every application, a fee of \$1,100.81, to be paid at the time of application. Site plan modifications, where permitted, to appeal requests will be processed at an additional cost of \$880.65 (or \$1,174.20 if submitted 30 days or less prior to hearing) per revised plan.

J. ENTRANCE FEATURE APPLICATION FEES

For every administrative application for an entrance feature, there shall be paid for the processing of each and every application, a fee of \$733.88 (or \$1,467.75 if the application is the result of a violation). All such fees shall be paid, in total, at the time of the filing of the application, and no fee shall be credited or refunded. First plan revision will be processed at no charge; subsequent revisions will be processed at \$321.88 each.

**Planning, Zoning, and Platting Services
Fee Schedule**

K. APPEALS OF ENTRANCE FEATURE DECISIONS

For every application for an appeal of an entrance feature decision by the Miami-Dade County Plat Committee to the Community Zoning Appeals Board by an aggrieved property owner in the area, there shall be paid for processing of each and every application, a fee of \$513.71, to be paid at the time of application. Pursuant to the provisions of Section 33-311(c)(2), an appeal by an aggrieved applicant shall be by the filing of a de novo application for public hearing before the Community Zoning Appeals Board, with the fee to be paid subject to the public hearing application fee provisions herein.

L. ADMINISTRATIVE ADJUSTMENT APPLICATION FEES

Administrative Adjustment Fee : \$770.00

For any application where a notice of violation has been issued, an additional fee of \$293.55 shall be assessed.

Administrative Adjustment Advertisement Fee (publication of general distribution) \$54.00

Administrative Adjustment Rework Fee For Each Resubmission (first resubmission at no charge) \$250.00

M. APPEALS OF ADMINISTRATIVE ADJUSTMENT DECISIONS

For every application for an appeal of an administrative adjustment decision to the Community Zoning Appeals Board by any aggrieved property owner in the area, there shall be paid for the processing of each and every application, a fee of \$836.35, to be paid at the time of application. Pursuant to the provisions of Section 33-311(c)(2), an appeal by an aggrieved applicant shall be by the filing of a de novo application for a public hearing before the Community Zoning Appeals Board, with the fee to be paid subject to the public hearing application fee provisions herein.

N. APPEALS OF ADMINISTRATIVE DECISIONS OF DIRECTOR AND AMENDMENTS TO ZONING REGULATIONS

For every application, except for appeals of the issuance of a rockmining certificate of use pursuant to Article XI, Chapter 33, of the Miami-Dade County Code, for an appeal of Director's Administrative Decision relative to matters by any aggrieved property owner in the area concerned, or by any aggrieved applicant, or for any application for zoning hearing to the zoning regulations, there shall be paid for the processing of each and every application, a fee of \$1,100.81, to be paid at the time of application. For any appeal of a decision of the Director in connection with the issuance of a rockmining certificate of use pursuant to the Rockmining Overlay Zoning Area in Chapter 33, of the Code of Miami-Dade County (ROZA overlay), the fees associated with such appeal shall be waived.

O. APPEALS OF ADMINISTRATIVE DECISIONS OF THE EXECUTIVE COUNCIL

For every application for an appeal of the Miami-Dade County Executive Council's (Development Impact Fee Committee) Administrative Decision by any aggrieved property owner in the area concerned, or by any aggrieved applicant, the appellant shall pay for the processing of each and every application, a fee of \$513.71, to be paid at the time of application.

P. SEVERABLE USE RIGHTS

Application fee for use of severable use rights as provided by ordinance

(1) Basic application fee per bonus development "receiver" site 733.88

Q. ADMINISTRATIVE SITE PLAN REVIEW FEE (RESIDENTIAL)

Planning, Zoning, and Platting Services Fee Schedule

For every application for an administrative review of site plans for residential use where such site plans do not require approval at a public hearing, there shall be paid for the processing of each and every application, a minimum fee of \$1,467.75.

The exact amount of each and every administrative site plan review fee is established by the addition of the following fees: \$733.88 per 10 acres or portion thereof, and \$366.94 per 15 units or portion thereof.

Submittal of the first revised plan will be assessed at no additional cost to the applicant. Subsequent revisions will be processed at an additional charge of \$880.65 per revised plan and shall be paid in total at the time of submittal.

R. ADMINISTRATIVE SITE PLAN REVIEW FEE (COMMERCIAL AND MIXED USE)

For every application for an administrative review of site plans for commercial use where such site plans do not require approval at a public hearing, there shall be paid for the processing of each and every application, a minimum of \$2,201.63.

The exact amount of each and every administrative site plan review fee is established by the addition of the following fees: \$880.65 per 10 acres or portion thereof, and \$293.55 per 5,000 sq. ft. or portion thereof. For mixed use applications with residential units, there shall be the addition of the following fee: \$366.94 per 15 units or portion thereof.

Submittal of the first revised plan will be processed at no additional cost to the applicant. Subsequent revisions will be processed at an additional charge of \$880.65 per revised plan and shall be paid in total at the time of submittal.

S. ADMINISTRATIVE LAKE PLAN REVIEW FEE

For every application for an administrative review of lake plans where such lake plans do not require approval at a public hearing, there shall be paid for the processing of each and every application, a minimum of \$1,100.81. The exact amount of each and every administrative lake plan review fee is established by the addition of the following fee: \$308.23 per 10 acres or portion thereof of water surface area.

Submittal of the first revised plan will be assessed at no additional cost to the applicant. Subsequent revisions will be processed at an additional charge of \$880.65 per revised plan and shall be paid in total at the time of submittal.

T. CLASS I PERMITS

For every review of a Class I permit application, there shall be paid at time of application a fee of \$146.78.

U. CLASS IV PERMITS

For every review of a Class IV permit application where a zoning hearing is not required, there shall be paid at the time of application a fee of \$146.78.

V. OTHER PROCESSING AND RESEARCH FEES

1) For each and every request for a Hearings Pre-Evaluation, there shall be paid a fee of \$51.50.

2) ~~In addition, the Department may charge processing costs equal to actual staff time and related costs for matters which involve research, including review of legal agreements, distribution of zoning agenda listings to subscribing members of the public, letters reflecting preliminary assessment of a potential zoning related matter or matters involving platting inquiries, release of Unity of Title (U.T.) trending determinations, research of impact fees per folio number, etc. A minimum fee of \$110.00 shall be charged.~~ All Plat applications will be charged a total of \$360.50 per application. Subsequent submittals will be processed at a fee of \$206.00.

**Planning, Zoning, and Platting Services
Fee Schedule**

3) For Land Use Plan Map (CDMP) Designation (No Interpretation will be provided), there shall be paid a fee of \$110.09

4) For Zoning History Research on Subject Property, Zoning District verification, applicable Zoning Code Section, there shall be paid a fee of \$220.16

5) For Zoning History Research and Analysis, there shall be paid a fee of \$440.32

~~3) For each and every Pre-Purchase Inspection Service Request, the Department shall be paid a fee of \$309.00 for residential properties and \$360.50 for commercial properties.~~

46) For each ~~Verification Letter and~~ Group Home Application, there shall be paid a fee of \$220.16

7) For Processing and review of legal agreements and documents (Unity of Title, Declaration of use, Covenants, Bonds, Bond Releases, etc), there shall be paid a fee of \$220.16 plus required recording fees.

W. GOVERNMENTAL FACILITIES

For the processing of each and every application for a public hearing for a governmental facility, there shall be paid ~~for the processing of each and every application,~~ a fee of ~~\$1,834.69~~ \$5,000.00.

X. SHORELINE APPLICATIONS

For each and every application for Shoreline Review there shall be paid for costs associated with processing said application, a fee as follows:

	<u>Fee</u>	<u>Renewal Fee</u>
1. DETERMINATIONS (Developmental Impact Committee Executive Council)		
a. NEED FOR COMPLIANCE	\$257.50	
b. EXEMPTIONS	601.78	
c. VESTED RIGHTS	601.78	584.25
2. APPLICATION FEE (BASIC) (Applies to all development actions requiring Committee review) (Plat review subject to application fee only)	1,100.81	
3. PLAN REVIEW (BASIC) (Site plan review)	1,467.75	1,425.00
4. MARINE CONSTRUCTION		
Marinas - 50 Boat Slips & over		733.88
All Other Construction		234.84

Y. SUBSTANTIAL COMPLIANCE DETERMINATION

For each and every application for a substantial compliance determination, there shall be paid for the review of every application, a fee of \$1,467.75 for residential and \$2,201.63 for commercial/industrial/office/~~mixed~~ uses. First plan revision will be processed at no charge, subsequent plan revisions will be assessed a fee of \$880.65 each. Advertisement fees shall also be charged.

Z. ZONING KIT AND SUBSCRIPTIONS

For each and every subscription request for Zoning agendas, there shall be paid an annual subscription fee of \$220.16.

AA. ZONING LOGBOOK AND AGENDA SUBSCRIPTION

**Planning, Zoning, and Platting Services
Fee Schedule**

For each and every subscription request for copies of the zoning logbook and each agenda of monthly hearing files, there shall be paid an annual subscription fee of \$110.09.

BB. HEARING TAPES

For the preparation of a copy of a hearing tape upon request, for each and every tape requested, there shall be paid a fee of \$36.70.

CC. RE-ADVERTISEMENT AND RE-NOTIFICATION FOR DEFERRED OR REMANDED HEARING APPLICATIONS

For each and every zoning hearing application that is deferred or remanded to a date not yet advertised, there shall be paid a fee based on the actual cost of re-advertisement and re-notification, plus \$64.38 for applications involving Community Zoning Appeals Board. A \$321.88 fee shall be charged for Board of County Commissioners deferral, payable to the Board of County Commissioners.

VII. DEVELOPMENT IMPACT COMMITTEE LARGE SCALE APPLICATIONS

For each and every application for a Developmental Impact Committee Large Scale Application there shall be paid for costs associated with said application, [in addition to other required public hearing, administrative site plan review, or other zoning application fees.](#) a fee as follows:

A. BASIC FEE: \$8,366.18 Site Plan Review, District Boundary Change, DRI Development Order, or DRI Substantial Deviation Determination, Rapid Transit and Essentially built-out DRI.
\$12,769.43 Applications requesting two or more of the above

B. SIZE OF APPLICATION: Applied to all Applications (total net acreage):

0-19.9 \$1,099.35	20-29.9 \$1,889.00	30-39.9 \$2,778.46	40-49.9 \$3,568.11
50-69.9 \$4,357.75	70-89.9 \$5,263.35	90-119.9 \$6,060.34	120-159.9 \$6,935.12
160-239.9 \$7,732.11	240-319.9 \$8,521.76	320-399.9 \$9,418.56	400-479.9 \$10,208.21
480-559.9 \$11,107.93	560-over \$11,887.31		

C. NUMBER OF UNITS: Applied to all Residential Site Plan Reviews (including mobile homes):

0-274 \$1,099.35	275-299 \$1,687.91	300-324 \$2,282.36	325-349 \$2,879.73
350-399 \$3,475.63	400-449 \$4,071.54	450-524 \$4,660.11	525-599 \$5,305.92
600-699 \$5,860.73	700-799 \$6,447.83	800-949 \$7,043.74	950-1099 \$7,648.45
1100-1399 \$8,235.55	1400-over \$8,824.11		

D. FLOOR SPACESIZE OF BUILDING (Sq. Ft.): Applied to Office, Business, Industrial, et al., Site Plan Reviews:

**Planning, Zoning, and Platting Services
Fee Schedule**

0-124,999 \$1,099.35	125,000-149,999 \$1,981.46	150,000-174,999 \$2,981.01
175,000-199,999 \$3,954.12	200,000-224,999 \$4,861.19	225,000-249,999 \$5,843.12
250,000-274,999 \$6,750.19	275,000-299,999 \$7,732.11	300,000-349,999 \$8,722.84
350,000-399,999 \$9,621.11	400,000-449,999 \$10,620.64	450,000-499,999 \$11,510.10
500,000-599,999 \$12,493.49	600,000-over \$13,482.75	

- E. ADDITIONAL SITE PLANS: \$2,376.29 /each**
- F. ADDITIONAL DISTRICT BOUNDARY CHANGES: \$1,183.01 /each**
- G. SUPPLEMENTAL Development of Regional Impact Fee**
\$11,887.31- Development Order

H. CHARTER SCHOOLS

Basic fee \$2,201.63

Size of property (\$880.65– per 10 acres or portion thereof)

Size of buildings (\$293.55 per 5,000 sq. ft. or portion thereof)

\$880.65 per revised plan submitted (first revision is processed at no charge)

I. NOTICES

As provided in Section I.L. of this Implementing Order, An additional cost of mailing notices will be assessed on all Essential Built-Out DRI and Charter School applications.

VIII. VESTED RIGHTS/TAKINGS FEE

~~For each and every application for a vested rights determination, there shall be paid for costs associated with the application, a fee as follows:~~

~~A. SECTION 2-114.1 - MIAMI-DADE COUNTY CODE - VESTED RIGHTS/TAKING-BASE BASIC FEE~~
~~\$1,864.04~~

~~\$1,864.04 (whichever is less)~~
~~\$1,864.04 (flat fee) for all other uses~~

~~SECTION 2-114.2, 2-114.3, or 2-114.4 - MIAMI-DADE COUNTY CODE - VESTED RIGHTS~~

~~\$491.70 Permit~~
~~\$1,114.03 Resolution - Board of County Commissioners' Action~~

**Planning, Zoning, and Platting Services
Fee Schedule**

B. ~~VESTED RIGHTS/TAKINGS — SIZE OF APPLICATION NOTICES~~ — Additional cost of mailing notices will be assessed as provided in Section I.L of this Implementing Order.

~~SECTION 2-114.2 MIAMI-DADE COUNTY CODE SUPPLEMENTAL VESTED RIGHTS~~

0-10 ACRES	10.1-50.0 ACRES	50.1 ACRES OVER
\$1,501.51	\$2,421.79	\$3,268.68

~~SECTION 2-114.3 MIAMI-DADE COUNTY REAFFIRMATION OF VESTED RIGHTS STATUS~~

0-10 ACRES	10.1-50.0 ACRES	50.1 ACRES over
\$959.91	\$1,815.61	\$2,719.75

~~SECTION 2-114.4 MIAMI-DADE COUNTY CODE MODIFICATION TO A PREVIOUSLY VESTED PLAN~~

0-10 ACRES	10.1-50.0 ACRES	50.1 ACRES OVER
\$959.91	\$1,815.61	\$2,719.75

IX. EXTENSION OF CAPACITY RESERVATION

For each and every application for an extension of capacity reservation, there shall be paid a fee as follows:

SECTION 33G-6 MIAMI-DADE COUNTY CODE \$1,864.04

~~For a single period, two (2) year extension pursuant to Ordinance # , 79.00 or 10% of the initial fee, whichever is greater.~~

X. APPEALS OF PLAT COMMITTEE DECISIONS

For each and every application for an appeal of a Plat Committee Decision [Section 28-7(F)], there shall be paid a fee as follows:

\$911.48 flat fee

XI. APPEALS OF IMPACT FEE ASSESSMENTS: SECTION 33E-15 (ROAD); SECTION 33I-13 (POLICE); SECTION 33J-14 (FIRE); SECTION 33H-16 (PARK) AND SECTION 33K-14 (SCHOOL- MIAMI-DADE COUNTY CODE)

For each and every application for an appeal of the above listed impact fee assessments, there shall be paid a fee as follows:

\$209.89 per single family residential unit up to four units

Over four units \$911.48 flat fee

\$911.48 flat fee all other applications

XII. ADJUSTMENT OF LANDSCAPING REQUIREMENTS APPLICATION FEES

For every application for an adjustment of landscaping requirements, there shall be paid for the processing of each and every application, a fee as follows:

\$209.89 per single family residential unit up to four units

Over four units \$911.48 flat fee

\$911.48 flat fee all other applications

**Planning, Zoning, and Platting Services
Fee Schedule**

XIII. LAKES AND LANDFILLS

Original permit (CU) fee for new Lakes and/or Landfills \$509.31

Renewal of permits (CU) [or review of As-Built drawings](#) for Lakes and/or Landfills including Rockmining Uses located either outside or inside the boundaries of the Rockmining Overaly Zoning Area (ROZA) \$258.32

Original permit (CU) fee for new Lakes and/or Landfills including Rockmining Uses located inside the boundaries of the Rockmining Overaly Zoning Area (ROZA) \$1,609.38-, [plus an advertising fee of \\$278.10 per advertisement.](#)

~~The exact amount of each and every administrative lake and landfill plan review fee inside the ROZA is established by the addition of a fee equivalent to the cost of each advertisement in both a newspaper of general circulation with over 100,000 subscribers and in an additional 5 newspapers, as required pursuant to the ROZA regulations within the Code of Miami Dade County.~~

XIV. ZONING PLANS PROCESSING FEE

A. INITIAL LANDSCAPE FEE

Fee

Residential (single and duplex)

66.50

Commercial/Industrial and all multi-family residential and all others

125.00

B. RE-WORK FEES

A fee of \$110.09 may be charged for failure to make required correction previously indicated.

C. REVISED LANDSCAPING PLANS FEE

Landscaping plan revision after permit is issued shall be subject to a fee of \$122.31.

XV. ZONING REVIEW FEE ASSOCIATED WITH BUILDING PROCESS

A zoning review fee related to the permitting process such as the zoning plans processing review and the zoning inspection process is being split from the building fee, therefore creating a zoning review fee.

A. REVISED PLANS PROCESSING FEE

Plan revisions shall be subject to a fee at the rate of \$1.47 per minute of time for each review that takes longer than 5 minutes.

B. "UP-FRONT" PROCESSING FEE

When the building permit application is received for the construction of a new Single Family Residence or Duplex, the applicant shall pay an "up-front" processing fee equal to \$0.04 for each square foot or fractional part thereof, or \$0.0013 per dollar in estimated value or fractional part when square footage does not apply. When a building permit application is received for a commercial project, the applicant shall pay an "up-front" processing fee equal to \$1.47 per 100 square foot or fractional part or \$0.24 for each \$117.42 of estimated value or fractional part thereof. This processing fee is not refundable, but shall be credited toward the final building permit fee.

C. MINIMUM FEE FOR BUILDING PERMIT

Fee

**Planning, Zoning, and Platting Services
Fee Schedule**

The minimum fee for all building permits is applicable to all items in this section except as otherwise specified. \$51.50

(With the exception of fees associated with windows, trusses, doors, skylights and all required shop drawings, which are already included in the basic building permit fee, this minimum fee does not apply to add-on building permit fees issued as supplementary to current outstanding permits for the same job.)

D. REFUNDS

A full refund less \$51.50 of the application/permit fee paid shall be granted to a customer who requests a refund provided.

- 1) That the refund amount is greater than \$51.50; and
- 2) That the department receives a written request from the customer prior to the application/permit expiration date; and
- 3) That the customer submits with such request the applicant's validated copy of such application/permit

E. NEW BUILDING OR ADDITIONS

New construction Single Family and Duplex above 1000 sq. ft. – 0.09
Group I per sq. ft.

Prefabricated utility shed with slab (max 100 sq. ft. of floor area). 11.74

Single Family and Duplex (Group I) - Attached Structures

0 to 100 sq. ft. in floor area. 16.15

101 to 300 sq. ft. in floor area. 26.42

301 to 500 sq. ft. in floor area. 38.16

501 to 1000 sq. ft. in floor area. 68.99

Above 1000 sq. ft. per sq. ft. 0.09

Single Family and Duplex (Group I) Detached Structures

0 to 100 sq. ft. in floor area. 16.15

101 to 300 sq. ft. in floor area. 26.42

301 to 500 sq. ft. in floor area. 38.16

501 to 1000 sq. ft. in floor area. 68.99

Above 1000 sq. ft. per sq. ft. 0.09

Alterations or repairs to Single Family Residence or Duplex (Group I) per \$1.00 of estimated cost or fractional part 0.01

Minimum Fee 51.50

Maximum Fee 184.94

Repairs due to fire damage per \$1.00 of estimated cost or fractional part (copy of construction contract required) 0.014

Minimum Fee 68.99

Maximum Fee 184.94

Storage & Industrial Use of Group E & F occupancies 100 sq. ft. or fractional part of floor area. 2.86

Shade Houses per 100 sq. ft. or fractional of floor area. 0.10

**Planning, Zoning, and Platting Services
Fee Schedule**

Agricultural buildings where site is 5 acres or more 70.81

For a single period, two (2) year extension pursuant to Ordinance # , 79.00 or 10% of the initial fee, whichever is greater.

Agricultural buildings where site is less than 5 acres 70.81

For a single period, two (2) year extension pursuant to Ordinance # , 79.00 or 10% of the initial fee, whichever is greater.

Mobile Homes additions - each 100 sq. ft. or fractional part of floor area. 2.14
Minimum Fee 51.50

Tents 51.50
0 - 5000 sq. ft.

over 5000 sq. ft. 51.50

All others, including temporary building for construction, per 100 sq. ft. or fractional part of floor area. 3.23

Minimum 68.99

For a single period, two (2) year extension pursuant to Ordinance # , 79.00 or 10% of the initial fee, whichever is greater.

FOR STRUCTURES OF UNUSUAL SIZE OR NATURE AS ARENAS, STADIUMS AND WATER AND SEWER PLANTS THE FEE SHALL BE BASED ON 1/2 OF 1% OF THE ESTIMATED CONSTRUCTION COST 0.01

F. NEW CONSTRUCTION OTHER THAN AS SPECIFIED HEREIN: (WATER TOWERS, PYLONS, BULK STORAGE-TANK FOUNDATIONS, UNUSUAL LIMITED-USE BUILDINGS, MARQUEES, AND SIMILAR CONSTRUCTION)

For each \$1,000 of estimated cost or fractional part 2.64
Minimum Fee 51.50

G. ALTERATIONS AND REPAIRS TO BUILDING, PAVING/RESTRIPING/RESURFACING/ SEAL COATING, AND OTHER STRUCTURES (EXCEPT GROUP I)

For each \$100 of estimated cost or fractional part Fee
0.39

Minimum Fee 61.65

H. MOVING BUILDINGS FOR OTHER STRUCTURES 2.94

For each 100 sq. ft. or fractional part thereof (does not include cost of new foundation or repairs to buildings or structure)

I. SLABS 51.50

J. FENCES AND/OR WALLS

Chainlink

0 - 500 linear ft. 51.50

501 - 1000 linear ft. 51.50

each additional linear ft. over 1000 0.14

Minimum Fee 51.50

Wood each linear ft. 0.21

Minimum Fee 51.50

**Planning, Zoning, and Platting Services
Fee Schedule**

Concrete each linear ft.	0.35
K. SWIMMING POOLS, SPAS, AND HOT TUBS	
Installation of Swimming Pool/Spa	51.50
Repair of Swimming Pool/Spa	51.50
L. TEMPORARY PLATFORMS AND TEMPORARY BLEACHERS TO BE USED FOR PUBLIC ASSEMBLY	
For each 100 sq. ft. or fractional part of platform area	1.61
Minimum Fee	51.50
For each 100 linear feet or fractional part of seats	1.33
M. SCREEN ENCLOSURES, CANOPIES & AWNINGS	
(1) Screen enclosures	
Each 100 sq. ft. or fraction thereof	2.72
(2) Free standing canopies	
For each \$1,000 of estimated cost or fractional part	2.50
Minimum Fee	51.50
(3) Awnings and Canopies	
Horizontal projection per sq. ft. area covered	0.03
Minimum Fee	51.50
(4) Storm Shutter review	
	51.50
N. SIGN PERMIT FEES	
(1) Quarterly Renewal of Class A sign (temporary)	
	125.00
(2) Class B signs (Point of Sale)	
Inspection Fee for Class B signs	250.00
	43.49
(3) New Class C signs (per sign)	
Annual Renewal of Class C signs (per face)	750.00
	51.50
(4) Balloon sign, vinyl sign, and sign panel change	
	51.50
(5) Mural Signs - original mural sign permit application	
Subsequent plan revisions	360.50
	180.25
O. TIE DOWN (each)	
	51.50
P. SATELLITE DISH (each)	
	51.50
Q. ORNAMENTAL IRON	
Per sq. ft. coverage	0.01

**Planning, Zoning, and Platting Services
Fee Schedule**

Minimum Fee 51.50

R. SIGNS & ARCHITECTURAL FEATURES (INDOOR NEONS)

Per sq. ft. of sign 0.39
Minimum fee 51.50

Repairs and re-connection each 51.50

Neon strips each 5 ft. or fractional part 0.73
Minimum fee 51.50

XVI. ZONING INSPECTION FEE

A. INSPECTION FEE

All zoning inspections will be assessed a fee of \$86.97 unless specifically stated otherwise herein. In addition, this zoning inspection fee will be tied to all completion holds. When extra inspection trips are necessary due to 1) wrong address being given on call for inspection, 2) required corrections not being made or completed at time specified, or 3) failure to provide access to the property use, a fee of \$86.97 for the inspector to return shall be charged.

B. INSPECTIONS REQUIRING OVERTIME

Charges for zoning inspections, which are requested in advance and which require that employee work overtime will be at a rate of \$96.56 per hour and in accordance with applicable employee contracted bargaining agreements.

XVII. CHAPTER 163 DEVELOPMENT AGREEMENTS

A one-time fee of \$1,287.50 shall be paid for the initial review of a Chapter 163 Development Agreement.

XVIII. FEE FOR MONITORING DEVELOPMENT OF REGIONAL IMPACT AND OTHER MAJOR PROJECTS

- A. \$257.50 for every status report submittal
- B. A \$154.50 additional fee shall be paid to the Department for all late submittals of status reports.

XIX. HISTORIC PRESERVATION FEES

A. Certificate of Appropriateness (COA)

Fee

COA: Demolition \$500.00
COA: New Construction 500.00
COA: Relocation 100.00
All other HP Board COA's 150.00
COA: After the Fact Administrative: Review 150.00
COA: After the Fact – Board Review 300.00

B. Certificate to Dig (CTD) Approval Letter 250.00

Archaeological Monitoring 100.00
(\$50.00 for each additional hour) for first hour

Archaeological Field Work and Excavation 150.00

**Planning, Zoning, and Platting Services
Fee Schedule**

(\$65.00 for each additional hour) for first hour

C. Ad-valorem Tax Abatement Application

Single Family 250.00

Multi-Family
under 30 units 500.00
more than 30 units 1,000.00

Commercial
Under 10,000 sq. ft. 1,250.00
10,001 – 50,000 sq. ft. 3,000.00
50,001 – 100,000 sq. ft. 6,000.00
Over 100,000 sq. ft. 9,000.00

Resource Assessments

Environmental Reviews 100.00

Cultural Resource Assessments (CRA) 100.00*
(\$50.00 for each additional review) for up to two
site reviews

*CRA requests from the Office of Community and
Economic Development are exempt from this fee

D. Designation Report Requests:

Individual Property 250.00

Designation Report Requests: Districts
up to 20 properties 500.00
each additional contributing resource 50.00

E. Deferment or Continuance of Hearing

After the Legal Ad has been placed 150.00

**Planning, Zoning, and Platting Services
Fee Schedule**

XX. PLATTING FEES

A. Tentative Plat

Fee

<u>1. Fee to accompany Tentative Plat application:</u>	
<u> 1-6 sites</u>	<u>\$1,872.00</u>
<u> 7 or more sites (base rate)</u>	<u>1,872.00</u>
<u> amount added to base rate for each site over 6 sites</u>	<u>40.90</u>
<u>1. Fee for Tentative Plat to release plat condition for 1 residential lot</u>	<u>\$500.00</u>
<u>2. Fee for Tentative Plat to subdivide 1 residential lot into 2 residential lots, or to plat for 1 residential lot</u>	<u>1,000.00</u>
<u>3. Fee for Tentative Plat of non-residential parcels, or residential parcels not defined in A.1 or A.2 above</u>	<u>\$2,500.00 base fee plus \$100.00 per site</u>
<u>24. Fee for resubmission of Tentative by same or new owner (revision)</u> Additional Fee is required for sites added prior to the approval of the Tentative, based on the number of additional sites.	<u>624.00850.00</u>
<u>35. Fee for review of Tentative Plat, new owner application (no revision)</u>	<u>468.00850.00</u>
<u>46. Resubmission of Tentative due to non-compliance to Platting committee recommendations</u> Second resubmission of Tentative to non-compliance to Platting committee recommendation After the second resubmission, each subsequent resubmission fee will be incrementally increased by 20%, based on the prior resubmission fee.	 1,000.00
<u>57. Fee to request an extension of the original Tentative Plat</u> (Approval period determined by Chapters 28 and 33G of the Miami-Dade County Code) Before expiration of the approval period After the expiration of the approval period	 <u>936.001,250.00</u> <u>1,872.002,500.00</u>

B. Waiver of Plat

After approval of a Waiver of Plat, any change shall be submitted as new Waiver of Plat. If approved, the new submittal will nullify the previously approved Waiver of Plat.

<u>1. Fee to accompany Waiver of Plat application (new application)</u>	<u>1,872.00</u>
<u>1. Fee to process Waiver of Plat of non-residential parcels or residential parcels</u>	<u>2,500.00</u>
	<u>546.00850.00</u>
2. Revision of previously deferred Waiver of Plat to change parcels at owner's request (same or new owner)	<u>468.00500.00</u>
3. Review of Waiver of Plat, new owner application (no revision)	
4. Resubmission of Waiver of Plat due to non-compliance to Platting committee recommendations Second resubmission of Tentative to non-compliance to Platting committee recommendation After the second resubmission, each subsequent resubmission fee will be incrementally increased by 20%, based on the prior resubmission fee.	 1,000.00
C. Waiver of Subdivision Code Requirements	468.00
1. Additional fee for review of Tentative Plat or Waiver of Plat which entails a request for a waiver of subdivision code requirements	156.00

**Planning, Zoning, and Platting Services
Fee Schedule**

- 2. Fee for Request for waiver of Underground Ordinance 117.00
- 3. Correspondence answering inquiries

D. Paving and Drainage

(Fee paid at initial submittal of Paving and Drainage plans)

- 1. Initial Paving and Drainage plans review
 - For projects 2 Acres or less - the base fee 1,200.00
 - For project over 2 Acres 1,200.00 plus 1,200.00 per acre over 2 acres with a maximum of 65,000.00
- 2. Resubmittal Paving and Drainage Plans
 - Second ~~and Third~~ submittal No charge
 - ~~Fourth~~ Third submittal and every resubmittal thereafter \$1,200.00
- 3. Required re-approval Paving and Drainage Plans after one year
 - Re-approval required for expired permit plans (plans expire one year after approval) 1,200.00

E. Final Plat (Final Plat fee to be paid at the time the Final Plat is submitted for review)

- ~~1. Fees for Final Plat within municipality (concurrency fee of 6.00% does not apply)~~
 - ~~10 sites or less 2,000.00~~ per site in excess of ten sites.
 - ~~11 to 100 sites 2,000.00 plus 150.00~~ per site in excess of one hundred
 - ~~101 or more sites 16,100.00 plus 120.00~~ sites with a maximum of 25,000.00
- 1. Fee for Final Plat to release plat condition for 1 residential lot 500.00
- 2. Fee for Final Plat to subdivide 1 residential lot into 2 residential lots, or to plat 1 residential lot 1,000.00
- 3. Fee for Final Plat of non-residential parcels, or residential parcels not defined in E1 or E2 above \$2,500.00 base fee plus \$250.00 per site
- 24. Fee for reverting any previously recorded plat 2,000.00

F. Platting and Traffic Section Zoning Application Review Fee

(Fee required when zoning application or revision are submitted)

- 1. Fee to accompany submission of initial Zoning application ~~250.00~~500.00
- 2. Fee to accompany submission of Zoning application revision ~~200.00~~400.00
- 3. Lake Excavation review fee 300.00

G. Decorative Wall and Entrance Feature Review

- 1. Fee to accompany Decorative Wall Plans for review ~~200.00~~500.00
- 2. Fee to accompany Entrance Feature Plans for review ~~200.00~~500.00

H. Bonding (fee required when bonding documentation is submitted)

- 1. Initial submittal and review of Agreement and Letter of Credit ~~200.00~~400.00
and associated documents
- 2. Review of corrected bonding documentation ~~50.00~~300.00
- 3. Administrative review fee for change of owner and exchange of collateral 300.00
- 4. Administrative review fee for exchange of collateral with the same owner 200.00
- ~~35. Processing the inspection fee for reduction or release of bond amount (required for each inspection)~~ 400.00200.00
79.00

**Planning, Zoning, and Platting Services
Fee Schedule**

6. Administrative fee for reduction or release of bond 100.00

I. Research

Request for Land Development records must be submitted in writing with the minimum research hourly fee.

- 1. Minimum fee covering the first hour of research 40.00
- 2. Additional research fee for each additional half hour 20.00

SUMMARY OF AIRLINE CHARGES**
MIAMI INTERNATIONAL AIRPORT
FY 2015-1616-17

Rate Type	<u>Adopted</u> FY 2015-	<u>Proposed</u> 1616-17
AIRFIELD		
Landing Fees	\$1.68	<u>1.63</u>
Loading Bridge	\$35.00	
Preconditioned Air:		
Narrow-body	\$18.34	
Wide-body	40.58	
Jumbo-body	54.15	
TERMINAL		
Domestic Arriving Seat		
Concourse	\$4.27	<u>4.09</u>
Baggage Claim	1.49	<u>1.42</u>
Domestic Departing Seat		
Concourse	\$4.27	<u>4.09</u>
Screening	0.43	<u>0.43</u>
Baggage Make-up Maintenance (1)	0.69	<u>0.78</u>
Baggage Make-up Capital (5)	0.37	<u>0.35</u>
International Arriving Seat		
Concourse	\$4.27	<u>4.09</u>
International Facilities	2.20	<u>2.16</u>
International Departing Seat		
Concourse	\$4.27	<u>4.09</u>
Screening	0.43	<u>0.43</u>
Baggage Make-up Maintenance (1)	0.69	<u>0.78</u>
Baggage Make-up Capital (5)	0.37	<u>0.35</u>
Terminal Rent		
Class I	\$84.90	<u>86.94</u>
Class II	127.35	<u>130.41</u>
Class III	84.90	<u>86.94</u>
Class IV	42.45	<u>43.47</u>
Class V	21.23	<u>21.74</u>
Class VI	84.90	<u>86.94</u>
CUTE Rates		
Infrastructure Fee per Departing Seat (2)	\$0.02	<u>0.02</u>
Gate Usage Fee per Departing Seat	0.19	<u>0.18</u>
Ticket Counter Usage Fee per Departing Seat (3)		
CUTE Equipment Rental	\$0.54	<u>0.53</u>
Class I Rental	0.39	<u>0.38</u>
Class IV Rental	0.86	<u>0.86</u>
Common Use Display		
CUTE Airlines per departing seat (4)	\$0.03	<u>0.03</u>

**Rates, fees, and charges are subject to change during the Fiscal Year in accordance with applicable contractual provisions. Approval of the 2016-2017 Budget by the Board of County Commissioners based on such rates, fees, and charges constitutes the establishment of the rates, fees, and charges under Section 2-1.2(a) of the Code of Miami-Dade County.

- (1) American Airlines is excluded from this charge because ~~this airline~~ American Airlines maintains its own baggage system.
- (2) Fee is paid by all MIA passenger air carriers as an increase in the concourse use fee.
- (3) The maximum daily rate per ticket counter position will be ~~\$213.84~~217.56.
- (4) The FY 2015-16 monthly maximum for backwall display is \$50.00 per ticket counter position for exempt carriers.
- (5) The Capital Recovery portion of Baggage Make-up is charged to all airlines.

Exhibit - A

Miami-Dade Aviation Department
 Summary of New and Revised Rates
 For MIA and all General Aviation Fields
 FY 2015-16/16-17

1	Revise Manual CUTE Ticket Counter Rates	<p>Standard Manual Rate for Widebody Aircraft (over 200 seats) \$499.08<u>507.50</u> from the current \$509.00<u>499.08</u>, and Narrow Aircraft (100 seats through 200 seats) \$285.19<u>290.00</u> from the current \$290.86<u>285.19</u>, Regional Commuter Aircraft (20 seats through 100 seats) \$142.59<u>145.00</u> from the current \$145.43<u>142.59</u> and Small Turbo Aircraft (under 20 seats) \$71.30<u>72.50</u> from the current \$72.71<u>71.30</u>.</p> <p>Unauthorized Manual Rate for Widebody Aircraft (over 200 seats) \$998.16<u>1,015.00</u> from current \$1,018.00<u>998.16</u>, and Narrow Aircraft (100 seats through 200 seats) \$570.38<u>580.00</u> from the current \$581.71<u>570.38</u>, Regional Commuter Aircraft (20 seats through 100 seats) \$285.19<u>290.00</u> from the current \$290.86<u>285.19</u>, and Small Turbo Aircraft (under 20 seats) \$142.59<u>145.00</u> from the current \$145.43<u>142.59</u>.</p>
2	Revise Monthly Rates for CUSS (Common Use Self Service) Units	<p>Revise Monthly Rates for CUSS (Common Use Self Service) Units as follows:</p> <ul style="list-style-type: none"> • Desktop Unit – Revise Desktop rate to remain at \$55.46 ea. per month from the current \$59.79 ea. per month • Standalone Unit – Revise Standalone rate to \$97.91 ea. per month from the current \$101.34 ea. per month
3	Revise CUTE Backoffice Unit charge	Revise CUTE Backoffice monthly charge to \$198.86 per unit from the current \$218.69 per unit.
43	Revise CUTE Aircraft Departing Seat Rate	Revise the CUTE rate to \$1.77 <u>1.80</u> per seat from the current rate of \$1.77 <u>1.82</u> per seat.

5	Establish SafeGate Loading Bridge Charge	Establish SafeGate loading bridge charge of \$5.00 per loading bridge use for gates equipped with SafeGate aircraft arrival system. This charge will be assessed in addition to the standard loading bridge fee. Gates not equipped with SafeGate will be charged the standard loading bridge fee.
6 <u>4</u>	Revise Rental Rates for Non-Terminal Building Properties – Miami International Airport	See attached schedule for building rental rates.
7 <u>5</u>	Revise Rental Rates for Building Properties – General Aviation Airports	See attached schedule for building rental rates.
8	Revise Wording to waive or reduce fees for Letter of Determination (Height Restrictions), Letter of Determination (Land Use Zoning Analysis), Technical Reviews and Written Comments for governmental agencies or other applicants under certain circumstances.	The Miami-Dade Aviation Department (MDAD) may waive any fee provided for herein for applicants or users that are federal, state, or local governmental or military units, foreign governmental or military units, or other applicants or users under circumstances determined by MDAD to justify a waiver or reduction of the fee.
9	Revise wording for Wireless Network Access Fee to include Proprietary Tenants.	Wireless Network Access Fee for Multiple Users and Proprietary Tenant Space to provide MDAD internet services and WiFi to airline lounges and other proprietary space. Monthly Fee..... \$600.00
10	Revise Monthly Telecommunication Rates to combine existing Internet Access fee with existing Ethernet Port fee in order to establish 6MB-1 Public Static IP Address fee and 12MB-1 Public Static IP Address fee; and to combine existing Wireless Data Port fee with existing WiFi Data Port Internet Access Fee in order to establish new Wireless Data Port fee	<ul style="list-style-type: none"> • Internet Access Fee: <ul style="list-style-type: none"> — Internet Access.....\$31.25 — Ethernet Port.....<u>\$75.00</u> — 6MB-1 Pubic Static IP...\$106.25 ————— X 2 — 12MB-1 Public Static IP...\$212.50 • Wireless Data Port fee.....\$37.50 • Wi-Fi Data Port Internet Acc....<u>\$10.00</u> • Wireless Data Port fee \$47.50
11	Revise wording for Conference Room Use Fee (Miami International Airport – Non Terminal) to include “for airlines and other airport tenants”	Conference Room Use Fee (Miami International Airport – Non Terminal) the fee shall be \$150.00 for 4 hours to cover administration, preparation, utility and janitorial costs associated with converting vacant non-leased rooms into usable space for meetings and other specialized functions for airlines and other airport tenants

Non-Terminal Rates, Miami International Airport, Effective as of October 1, 2016

Waronker & Rosen, Inc.

Real Estate Appraisers and Consultants

5730 S.W. 74th Street, Suite 200

South Miami, Florida 33143

Telephone (305) 665-8890

Lee H. Waronker, MAI, SRA

lee@waronkerandrosen.com

Fax (305) 665-5188

www.waronkerandrosen.com

Josh L. Rosen, MAI

josh@waronkerandrosen.com

July 15, 2016

Emilio T. González, Director
 Miami-Dade Aviation Department
 P.O. Box 592075
 Miami, Florida 33159

Re: Miami International Airport
 Non-terminal Rental Rates
 October 1, 2016 – September 30, 2017

Dear Mr. González:

Pursuant to Resolution No. R-34-03, we are submitting a summary of our conclusions for:

- 1) Land Rental Rates
- 2) Paving Rates
- 3) Building Rental Rates

Waronker & Rosen, Inc. (formerly as part of Quinlivan/Waronker Joint Venture) has been preparing the annual rental rate report on the non-terminal properties at Miami International Airport since 1994. For the preparation of these annual reports, the following steps have been taken:

- Inspected non-terminal buildings at Miami International Airport in order to determine the condition of the buildings.
- Gathered and analyzed land sales in the areas surrounding Miami International Airport and derived appropriate rates of return on land value from various sources.
- Personally inspected non-terminal properties at major hub airports in the United States and interviewed property managers regarding land rental rates and non-terminal building rates at these airports.

Non-Terminal Rates, Miami International Airport, Effective as of October 1, 2016

Mr. Emilio T. González, Director
Miami-Dade Aviation Department
July 15, 2016

- Gathered and analyzed building rental rates in the areas surrounding Miami International Airport. The findings indicate there is a direct relationship between office building rental rates at Miami International Airport and the nearby off-airport office buildings rental rates and there is no particular advantage for office tenants being on the airport.
- Gathered and analyzed warehouse rental rates in the Airport West market area, just west of Miami International Airport as well as surrounding industrial markets. Results indicated there is a relationship between off-airport warehouse rental rates and cargo/warehouse rental rates on-airport. The security, minimum truck transportation and/or the ability to bring an aircraft to a cargo building are benefits of being on-airport. Therefore, on-airport cargo/warehouse buildings command a rental premium. This relationship between on-airport cargo rates and off-airport warehouse rates has been examined at other airports.

The market rental rates are based on the data, analyses and conclusions within a report that is available for review in our office. Market rent is defined as the rental income that a property would most probably command in the open market indicated by the current rents paid for comparable space as of the date of the appraisal.

After analyzing land sales surrounding Miami International Airport and land rental rates at comparable airports, the following was considered in the conclusion of market land rates;

- 1) Subject land will be limited to airport and aviation purposes.
- 2) No assignment of leasehold without approval of the County.
- 3) No subordination permitted on said leasehold.
- 4) The General Use Master Plan.

After due study and investigation and taking all factors into consideration which apply to the area leased within the confines of Miami International Airport, it is our opinion that the market rent of the land, as of this date, is as reported on the sheet captioned "*Land Rental Rates*" (page 5).

The real estate market, specifically the Airport West industrial market, has remained active over the past four years with price levels for land continuing to increase. The continued resurgence of the real estate market and increasing land values is cause for an increase in land rents for the October 1, 2016 to September 30, 2017 period.

Non-Terminal Rates, Miami International Airport, Effective as of October 1, 2016

Mr. Emilio T. González, Director
Miami-Dade Aviation Department
July 15, 2016

In estimating the building rental rates, each building structure has been inspected, cargo/warehouse and office rentals in the area were reviewed, building rental rates at comparable airports were reviewed and developers/investors of airport cargo buildings were interviewed. All of the above comparable rental information is contained within the Self-Contained Appraisal Report which is retained in the appraisers' office.

In addition to the comparable building rental information, also considered was the following:

- 1) Use, occupancy and utility of subject improvements.
- 2) Condition and building life expectancy of said improvements.
- 3) Demand for such facilities at the airport.
- 4) Replacement cost estimate less depreciation.
- 5) No assignment of leasehold without approval of the County.
- 6) No subordination permitted on said leasehold.

The rental rates estimated herein presume that the building spaces are in rentable condition and are in compliance with life safety standards which are typical requirements of the landlord (MIA). Assumed is that the buildings have completed their 40 year recertification and meet the code requirements for Miami-Dade County. Such requirements include parking per building type which recently has become an item of concern for the airlines. It must be noted that common area parking is not typically quantified as a separate component of rent. Some buildings and building spaces at Miami International Airport are unoccupied and are not in rentable condition. If the tenant decides to expend the cost to bring the building or building space into a rentable condition, the tenant should receive a rent credit at least equal to the amortization of the tenant's expenditure over the term of the lease.

Historically, tenants at MIA who consider the building rental rates they are paying to be too high have cited deferred maintenance items that have been brought to the attention of MIA. The annual rents herein presume the spaces are in rentable condition, are in compliance with life safety standards, and have a 40 year recertification where applicable. It is typical for a landlord to perform maintenance such as touch up painting, repair of stress cracks, removal of plant growth in stress cracks or expansion joints, replace/repair signage not specific to one tenant, repair leaks and various other items that are not the responsibility of the tenant. Inspection of the buildings at MIA reveals many deferred maintenance items. Repairs which have not been done can affect the longevity of the improvements which ultimately affects the ability to collect rent and the rent that can be charged.

Upon termination of a lease, while the tenant remains in possession of the space to repair the premises back to leasable condition, the tenant will be responsible for land rent and utilities until the space has been repaired and is returned to the possession of MIA.

Non-Terminal Rates, Miami International Airport, Effective as of October 1, 2016

Mr. Emilio T. González, Director
Miami-Dade Aviation Department
July 15, 2016

Private ownership of large industrial and office developments typically have a reserve for replacement account, also known as a replacement allowance. These property owners set aside dollars annually to fund deferred maintenance and repair items. The amount set aside for replacements is often based on a percentage of the rent collected, or an amount per square foot of the building area. It is recommended that MIA place at minimal \$0.10 per square foot of the total building square footage into a reserve for replacement account that is available to the Real Estate Management Division for maintenance and repair of deferred maintenance items. The ability of Real Estate Management to cure deferred maintenance items quicker will enhance the remaining life of the improvements, help to offset higher repair expenses in the future and assist in leasing vacant space quicker.

There has been continued higher than typical vacancy level in the belly buildings. Last year the rates for the belly buildings were decreased due to the lack of demand. These buildings, without direct access to a ramp area for airplanes, are in competition with newly constructed buildings off airport. While these buildings have the amenity of airside access, potential tenants consider the rent level too high for the benefits achieved. The rents on these buildings have been maintained after last years' decreases.

Until the last two years vehicular and aircraft paving rates had not been increased since 2004. Cost of paving has increased over this period and each of these rates were increased by \$0.05 to reflect increased costs of repaving for the 2014-2015 period and the 2015-2016 period. This year these costs were increased by an additional \$0.05 per square foot.

The estimated market rents consider that the tenant is responsible for land rental, all utilities, and interior maintenance, except where noted.

Respectfully submitted,



Lee H. Waronker, MAI, SRA
State Certified General Real Estate Appraiser
Certificate No. RZ162

Non-Terminal Rates, Miami International Airport, Effective as of October 1, 2016**Land Rental Rates**

The following rental rates are to be effective October 1, 2016 and applied to all present and future leaseholds, when applicable. A map of land zone areas is attached.

Land Zone	Actual 2013-2014 Rate	Actual 2014-2015 Rate	Actual 2015-2016 Rate	Proposed 2016-2017 Rate
1 Airport 1a Airport – vacant land with aircraft access	\$1.60 per sq.ft. N/A	\$1.65 per sq.ft. N/A	\$1.75 per sq.ft. N/A	\$1.80 per sq.ft. N/A
2 Commercial sites at SEC of NW 36 th St & NW 72 nd Ave	\$2.10 per sq.ft.	\$2.10 per sq.ft.	\$2.20 per sq.ft.	\$2.25 per sq.ft.
3 N.W. 21 st St. and N.W. 39 th Avenue	\$2.75 per sq.ft.	\$2.75 per sq.ft.	\$2.75 per sq.ft.	\$2.85 per sq.ft.
4 Fuel Farm	\$2.00 per sq.ft.	\$2.00 per sq.ft.	\$2.10 per sq.ft.	\$2.15 per sq.ft.
5 N.W. corner of N.W. 97 th Avenue & N.W. 54 th Street	\$2.40 per sq.ft.	\$2.40 per sq.ft.	\$2.50 per sq.ft.	\$2.60 per sq.ft.
6 Jai-Alai fronton land area & NW 36 th Street Frontage	\$2.10 per sq.ft.	\$2.10 per sq.ft.	\$2.20 per sq.ft.	\$2.25 per sq.ft.
7 Commercial Sites on NW 12 th St& North of NW 36 th St	\$1.65 per sq.ft.	\$1.65 per sq.ft.	\$1.75 per sq.ft.	\$1.80 per sq.ft.

NOTE: There is an additional charge of \$.10 per square foot where special services are provided, such as high intensity lighting, power cost, etc.

Paving Rates

Paving rates are in addition to land rental rates.

Type of Paving	Actual 2014-2015 Rate	Actual 2015-2016 Rate	Proposed 2016-2017 Rate
Standard (Vehicular) Existing	\$0.30 per sq.ft.	\$0.35 per sq.ft.	\$0.40 per sq.ft.
Heavy Duty (Aircraft) Existing	\$0.75 per sq.ft.	\$0.80 per sq.ft.	\$0.85 per sq.ft.

Non-Terminal Rates, Miami International Airport, Effective as of October 1, 2016

Building Rental Rates

The following rental rates exclude land, water, sewer, electric, and common area janitorial, except where footnoted.

Building #. (Old bldg. #)	Building Description	Actual Rate 2014-2015	Actual 2015-2016	Proposed 2016-2017
49	Offices (A/C) Shop (A/C)	\$6.00 \$6.00	\$6.00 \$6.00	\$6.00 \$6.00
700	Cargo (Non A/C) Offices (A/C) 2nd Floor Offices (A/C) 1st Floor 3 rd Floor Storage (storage only)*	\$10.00 (11) \$11.50 (11) \$15.00 (11) \$10.00	\$10.00 (11) \$11.50 (11) \$15.00 (11) \$10.00	\$10.00 (11) \$11.50 (11) \$15.00 (11) \$10.00
701	Cargo (Non A/C) Offices (A/C) 2nd Floor Offices (A/C) 1st Floor 3rd Floor Storage (storage only)*	\$10.00 (11) \$11.50 (11) \$15.00 (11) \$10.00	\$10.00 (11) \$11.50 (11) \$15.00 (11) \$10.00	\$10.00 (11) \$11.50 (11) \$15.00 (11) \$10.00
702	Cargo (Non A/C) Offices (A/C) 2nd Floor Offices (A/C) 1st Floor 3rd Floor Storage (storage only)*	\$10.00 (11) \$11.50 (11) \$15.00 (11) \$10.00	\$10.00 (11) \$11.50 (11) \$15.00 (11) \$10.00	\$10.00 (11) \$11.50 (11) \$15.00 (11) \$10.00
703 (2120)	Engine Test Cell Bldg.—Storage Test Cells (in compliance with 40-year recertification) • Reciprocating-Dynamometer Cells • Large Jet Engine Cells	\$5.25 (12) \$11,000 per month (8)(13) \$13,000 per month (8)(13)	\$5.25 (12) \$11,000 per month (8)(13) \$13,000 per month (8)(13)	\$5.25 (12) \$11,000 per month (8)(13) \$13,000 per month (8)(13)
703A	Test Cell	\$13,000 per month	\$13,000 per month	\$13,000 per month
704 (2121)	Warehouse (Non A/C)/Cargo (Non A/C) Offices (A/C)/Shop(A/C)/Storage(A/C)	\$5.75 (12) \$6.25 (12)	\$5.75 (12) \$6.25 (12)	\$5.75 (12) \$6.25 (12)
706	Cargo (Non A/C) Offices (A/C) 3rd Floor Storage (storage only) ²	\$15.50 (11) \$15.00 (11) \$10.00	\$16.00 (11) \$15.00 (11) \$10.00	\$16.00 (11) \$15.00 (11) \$10.00
707	Cargo (Non A/C) Offices (A/C) 3rd Floor Storage (storage only) ²	\$15.50 (11) \$15.00 (11) \$10.00	\$16.00 (11) \$15.00 (11) \$10.00	\$16.00 (11) \$15.00 (11) \$10.00
708	Cargo (Non A/C) Offices (A/C) 3rd Floor Storage (storage only) ²	\$15.50 (11) \$15.00 (11) \$10.00	\$16.00 (11) \$15.00 (11) \$10.00	\$16.00 (11) \$15.00 (11) \$10.00

Non-Terminal Rates, Miami International Airport, Effective as of October 1, 2016

Building #. (Old bldg. #)	Building Description	Actual Rate 2014-2015	Actual Rate 2015-2016	Proposed Rate 2016-2017
709	LanChile (Airis)	Tenant constructed building		
710	LanChile (Airis)	Tenant constructed building		
711	Arrow Cargo (Aeroterm)	Tenant constructed building		
712	Arrow Cargo (AMB Codina)	Tenant constructed building		
714	Cargo (Non A/C) Offices (A/C)	\$12.75 \$13.25	\$12.75 \$13.25	\$12.75 \$13.25
716A	Cargo (Non A/C) Offices (A/C) 2nd Floor Offices (A/C) 1st Floor	\$13.00 (11)(15) \$13.60 (11)(15) \$15.00 (11)	\$13.00 (11)(15) \$13.60 (11)(15) \$15.00 (11)	\$13.00 (11)(15) \$13.60 (11)(15) \$15.00 (11)
716B-J	Cargo (Non A/C) Offices (A/C) 2nd Floor Offices (A/C) 1st Floor	\$12.00 (11)(15) \$12.60 (11)(15) \$15.00 (11)	\$12.00 (11)(15) \$12.60 (11)(15) \$15.00 (11)	\$12.00 (11)(15) \$12.60 (11)(15) \$15.00 (11)
719 (2122)	Governmental Service Bldg. - CCC	\$19.50 (3)	\$19.50 (3)	\$19.50 (3)
741 (2204)	Decompression chamber	\$45,000 per year	\$45,000 per year	\$45,000 per year
805	Cargo (Non A/C) Offices (A/C)	\$12.00 \$12.00	\$12.00 \$12.00	\$12.00 \$12.00
807	UPS (Cargo)	Tenant constructed building		
812	PPQ Building	MDAD/tenant constructed building		
815	USDA Veterinary Services	MDAD/tenant constructed building		
820 (1011)	Warehouse (Non A/C) Offices (A/C)	\$9.00 \$10.00	\$9.00 \$10.00	\$9.00 \$10.00
831	Office/Warehouse (FedEx)	Tenant constructed building		
836 (1054)	GSE Office/shop (AC)	\$13.50	\$13.50	\$13.50
839	Hangar (Signature Flight Center) Offices (A/C)	\$12.00 \$16.00	\$12.00 \$16.00	\$12.00 \$16.00
840	Signature Flight Support (Terminal)	\$20.00	\$20.00	\$20.00
844 (101)	Hangar - Storage (Non A/C) Offices (A/C) Storage (A/C)	\$9.25 (1) \$11.75 \$6.75	\$9.25 (1) \$11.75 \$6.75	\$9.25 (1) \$11.75 \$6.75
845 (100)	Offices (A/C) Warehouse (Non-A/C) Warehouse (A/C) Warehouse Office (A/C) Simulator (A/C) Atrium Space—1st Floor (A/C) Atrium Space—Above 1st Floor (A/C)	\$16.00 (3) \$10.60 (3) \$11.29 (3) \$12.00 (3) \$12.79 \$19.00 (3) \$19.00 (3)	\$15.00 (3) \$10.60 (3) \$12.00 (3) \$12.00 (3) \$12.79 \$19.00 (3) \$19.00 (3)	\$16.00 (3) \$10.60 (3) \$12.00 (3) \$12.00 (3) \$12.79 \$19.00 (3) \$19.00 (3)
850	AAR ACS (Maintenance Hangar)	Tenant constructed building		

Non-Terminal Rates, Miami International Airport, Effective as of October 1, 2016

Building #. (Old bldg.)	Building Description	Actual Rate 2014-2015	Actual Rate 2015-2016	Proposed Rate 2016-2017
855 (53)	Storage (A/C)	\$5.75	\$5.75	\$5.75
856 (52)	Storage (A/C)	\$5.50	\$5.50	\$5.50
857 (55)	Wash Rack & Drum Storage	\$4.50	\$4.50	\$6.00
861-862 (60)	Aircraft—Hangars (#6 and #7) Shops (A/C) Storage (A/C) Offices (A/C)	\$10.00 (1) (12) \$5.25 (12) \$5.25 (12) \$6.50 (12)	\$10.00 (1) (12) \$5.25 (12) \$5.25 (12) \$6.50 (12)	\$10.00 (1) (12) \$5.25 (12) \$5.25 (12) \$6.50 (12)
863 (60-A)	Engine Overhaul and Service Storage 2nd Floor Offices (A/C) 1 st Floor Offices (A/C)	\$5.50 \$4.00 \$10.00 \$8.00	\$5.50 \$4.00 \$10.00 \$8.00	\$5.50 \$4.00 (22) \$10.00 \$8.00
871 (48)	Hangar (Non A/C) Office (A/C) Shop and storage	\$9.00 (1) \$5.50 \$4.25	\$9.00 (1) \$5.50 \$4.25	\$9.00 (1) \$5.50 \$4.25 (22)
875 (43)	Flight Academy Office (A/C) Pan Am Office (A/C) Individual tenants Simulator Bays (A/C)	\$10.50 (19) \$13.75 \$9.00	\$10.50 (19) \$15.00 (3) \$9.00 ¹	\$10.50 (19) \$15.00 (3) \$9.00 ¹
881 (30)	Office Building (A/C) Simulators	\$8.50 \$9.00	Scheduled for demolition by EOY 2015	Demolished
888 (35-35A)	Maintenance and Training (A/C) Office Space (A/C)	\$5.75	\$5.75	TB demolished
890 (25)	Hangar (Non A/C) Office Space (A/C) Storage (A/C) Shops (A/C)	Tenant owned building		
891 (24)	First Floor: Maintenance-Shops (A/C) Second Floor: Shops (A/C) Third Floor: Shops (A/C) Fourth Floor: Storage (Non A/C)	Tenant owned building		
896 (22)	Hangar—Maintenance (Non A/C) Office Space (A/C) Shops—Maintenance (A/C) Third Floor: Storage Composite Shop Paint Booth	\$10.00 (1) \$7.75 \$5.75 \$4.75 \$10.00 \$10.00	\$10.00 (1) \$7.75 \$5.75 \$4.75 \$10.00 \$10.00	\$10.00 (1) \$7.75 \$5.75 \$3.00 \$10.00 \$10.00

Building #.	Building Description	Actual Rate 2014-2015	Actual Rate 2015-2016	Proposed Rate 2016-2017
--------------------	-----------------------------	----------------------------------	----------------------------------	------------------------------------

¹ This rate excludes electric

Non-Terminal Rates, Miami International Airport, Effective as of October 1, 2016

(Old bldg. #)				
909	Flight Training Facility (Airbus)	Tenant Constructed Building		
916	Cargo Warehouse (Development)	Tenant Constructed Building		
919	Office - Entire Building (A/C)	\$10.50	\$10.50	\$10.50
(5A)	Office - Per Floor or less (A/C)	\$13.00	\$13.00	\$13.00
	Office - Second Floor (Full Service)	\$21.00	\$21.00	\$18.00 ²
	Storage	\$6.00	\$6.00 (22)	\$6.00 (22)
	Loading Dock	\$1.75	\$1.75	\$1.75
2082	Warehouse (El Dorado)	\$2.50	\$2.50	\$2.50
	Offices (A/C)	\$2.50	\$2.50	\$2.50
3010	Cabstand Cafe (A/C)	\$30.00 (5)	\$30.00 (5)	\$30.00 (5)
3030	Offices	\$10.00 (12)	\$10.00 (12)	\$10.00 (12)
3030A	Offices (A/C)—Wing of 3030	\$8.50	\$8.50	\$8.50
3032	Cafeteria (Non A/C)	\$4.75	\$4.75	\$4.75
	Cafeteria (A/C)	\$6.50	\$6.50	\$6.50
3033	Police Station (A/C)	\$10.00	\$10.00	\$10.00
3037	Maintenance-Garage (Non A/C)	\$6.00	\$6.00	\$6.00
	Offices (A/C)	\$6.50	\$6.50	\$6.50
3038	Building Services— Maintenance/Office (A/C)	\$6.50	\$6.50	\$6.50
3040	Maintenance Shops (Non A/C) and Offices (A/C)	\$6.60 (19)	\$6.60 (19)	\$6.60 (19)
3034	Triturator	\$36,000 (10)	\$36,000 (10)	\$36,000 (10)
3046	Offices (A/C)	\$10.00	\$10.00	\$10.00
	Shop	\$6.25	\$6.25	\$6.25 (22)
3047	Offices (A/C)	\$10.00	\$10.00	\$10.00
3048	Offices (A/C)	\$10.00	\$10.00	\$10.00
3049	Maintenance Garage (Non A/C)	\$7.00	\$7.00	\$7.00
3050	Administration Building (Multiple Tenancy)	\$14.25 (18)	\$14.25 (18)	\$14.25 (18)
3074	In-flight Caterers: Kitchen Kitchen (A/C)	\$8.50	\$8.50 (22)	\$8.50 (22)
3077	Triturator	\$36,000/yr (10)	\$36,000/yr (10)	\$36,000/yr (10)

² This rate excludes interior janitorial service

Building #. (Old bldg. #)	Building Description	Actual Rate 2014-2015	Actual Rate 2015-2016	Proposed Rate 2016-2017
------------------------------	----------------------	--------------------------	--------------------------	----------------------------

Non-Terminal Rates, Miami International Airport, Effective as of October 1, 2016

3078	Building (A/C) Offices (A/C)	\$10.00 \$10.25	\$10.00 \$10.25	\$10.00 \$10.25
3089	Parking Garage	\$50.00/mo. (4)	\$50.00/mo. (4)	\$55.00/mo. (4)
3091	Maintenance/Offices (A/C)	\$7.75	\$7.75	\$7.75
3094	Parking Garage	\$50.00/mo.(4)	\$55.00/mo. (4)	\$55.00/mo.(4)
3095-A	Hangar Hangar Area (Non A/C) – 1 st Floor Office – 1 st and 2 nd Floors Shops & Storage 1st and 2 nd Floors	\$11.75 \$9.00 \$8.00	\$11.75 \$9.00 (22) \$8.00 (22)	\$11.75 \$9.00 (22) \$8.00 (22)
3095-B	Offices (as renovated): Offices—Entire Building (A/C) Offices—Per Floor (A/C) Offices—Penthouse (A/C)	\$11.00 \$17.00 (3) \$20.00 (3)	\$11.00 \$17.00 (3) \$20.00 (3)	\$11.00 \$17.00 (3) \$20.00 (3)
3100	Maintenance Garage (Non A/C)	\$7.00	\$7.00	\$7.00
3101	Maintenance Garage—Storage (Non A/C)	\$6.00	\$6.00	\$6.00
3110	Offices—Security	\$21.00	\$21.00	\$21.00
3150	Offices (A/C)	\$11.50	\$11.50	\$11.50
3151	Maintenance—Shop (Non A/C) Offices (A/C)	\$6.00 \$11.00	\$6.00 \$11.00	\$6.00 \$11.00
3152	Service Station (Non A/C)	\$5.75	\$5.75	\$5.75
3153	Car Wash Building	\$5.75	\$5.75	\$5.75
3241	RCC Office (A/C) RCC Storage (A/C)	\$26.00 (20) \$15.00 (20)	\$26.00 (20) \$15.00 (20)	\$26.00 (20) \$15.00 (20)
4001	Traffic Control Center	\$13.00	\$13.00	\$13.00
4002	Public Works Office	\$12.00	\$12.00	\$12.00
4003	Corrections Office (A/C)	\$7.50	\$7.50	\$7.50
4003A	Offices (A/C) Storage (Non A/C)	\$7.00 \$6.00	\$7.00 \$6.00	\$7.00 \$6.00
4004	Sign Shop (Non A/C)	\$6.00	\$6.00	\$6.00
MIC	Platform - Unfinished space (21)	\$30.00	\$30.00	\$30.00

Non-Terminal Rates, Miami International Airport, Effective as of October 1, 2016

Loading Dock

Loading dock area has an additional rate of \$1.75 per square foot.

Utility Rates

The rental rates herein exclude utilities (water, sewer and electric), except as footnoted. Utilities shall be applied as a separate charge.

Trailer Parking & Modular Units

Trailer parking has a rate of \$200.00 per space per month for single wide trailers, \$400 per space per month for double wide trailers and \$600 per space per month for a triple wide. Modular units are authorized for temporary use by tenants for office or storage purposes, preceding and/or during construction, and have the rates of \$250.00 per space per month for single wide trailers, \$400 per space per month for double wide trailers and \$650 per space per month for a triple wide.

Tractor Trailer Parking

Tractor trailers less than 75 feet in length, inclusive of the cab, have a rate of \$525 per month.

Automobile Parking

Automobile parking (grade level & non-garage space) has a charge of \$50.00 per space per month. Limousines that occupy no more than a standard parking space/area will be charged \$50 per month. Larger limousines have a rate of \$100 per month. Tour buses and buses in excess of eight (8) feet wide and 18 feet long have a rate of \$200 per month.

Full Service

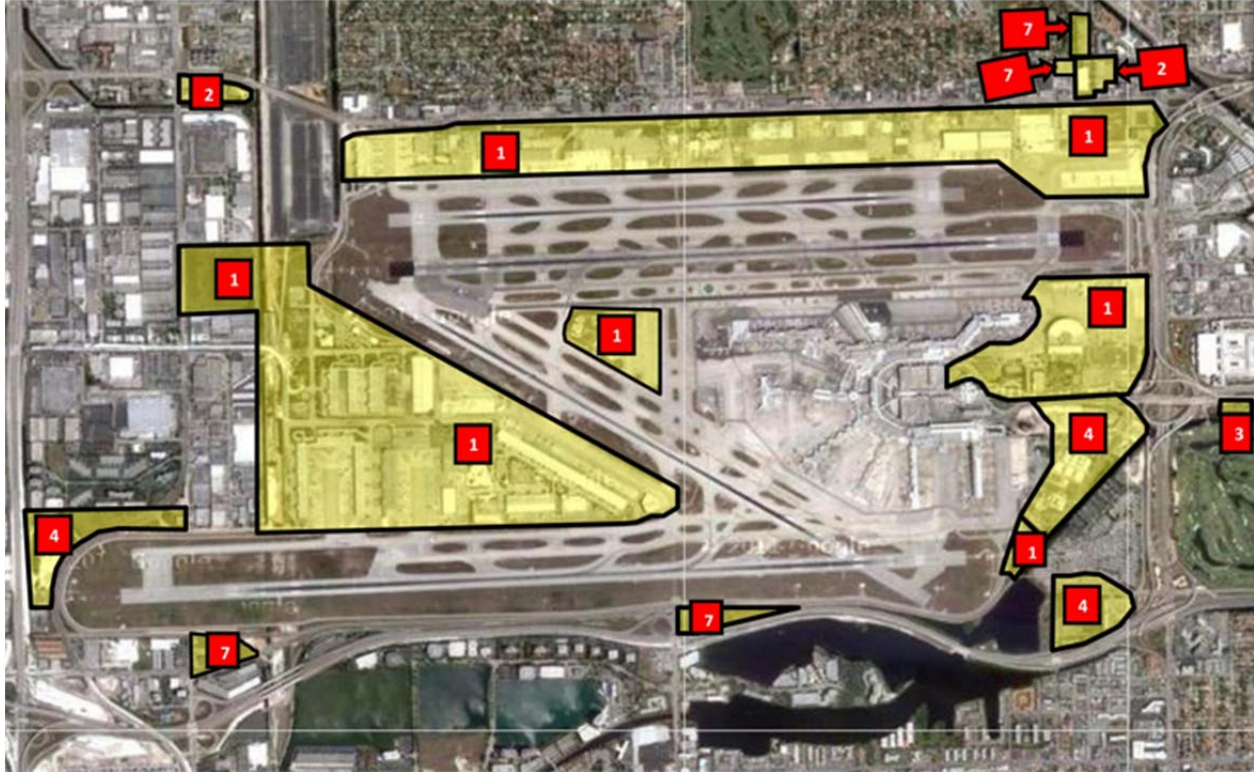
This includes land rent, janitorial and utilities.

Non-Terminal Rates, Miami International Airport, Effective as of October 1, 2016

Footnotes

- 1) Non-airline tenants shall pay the said per square foot rate or 3% of all gross revenues produced from providing aircraft maintenance services to others, whichever is greater.
Airline tenants shall pay 3% of all gross revenues produced from providing aircraft maintenance services to others in addition to the said per square foot rental rates.
- 2) Rent includes land, electricity, and common area janitorial.
- 3) Rent includes land, electricity, water, sewer and common area janitorial.
- 4) Rent per position per month.
- 5) Tenant pays minimum guarantee.
- 6) The rental rate reflects the "As Is" condition of the building. The building has limited fire and electrical systems. (Not used in 2005.)
- 7) Rent includes water, sewer, electricity, and common area janitorial. (Not used in 2005.)
- 8) Rent includes land.
- 9) The rent includes water and sewer. (Not used in 2005.)
- 10) Rates based on approved actual audited construction costs.
- 11) Rent includes common area janitorial, excludes land.
- 12) Additional rent may be applicable to recover costs of 40-year recertification and costs of repairs to comply with life safety codes.
- 13) Rate includes amortization of 40-year recertification and costs of repairs to comply with life safety codes.
- 14) Rate based on competitive bidding
- 15) Appraised rate includes a charge of \$0.10 per square foot as a trash removal fee.
- 16) No longer applicable (*was formerly "Rental based on 20-year lease. Adjusted annually on January 1st"*)
- 17) No longer applicable (*was formerly "Hangar is currently unusable and can only be used as aircraft parking until roof repairs are completed."*)
- 18) Includes land rent and janitorial
- 19) Includes common area janitorial
- 20) Includes land rent and janitorial. Utilities are paid by rental car agencies in MIC.
- 21) Tenant pays for all tenant improvements and for utilities
- 22) If A/C space the tenant pays applicable electric and is responsible for A/C repair and replacement

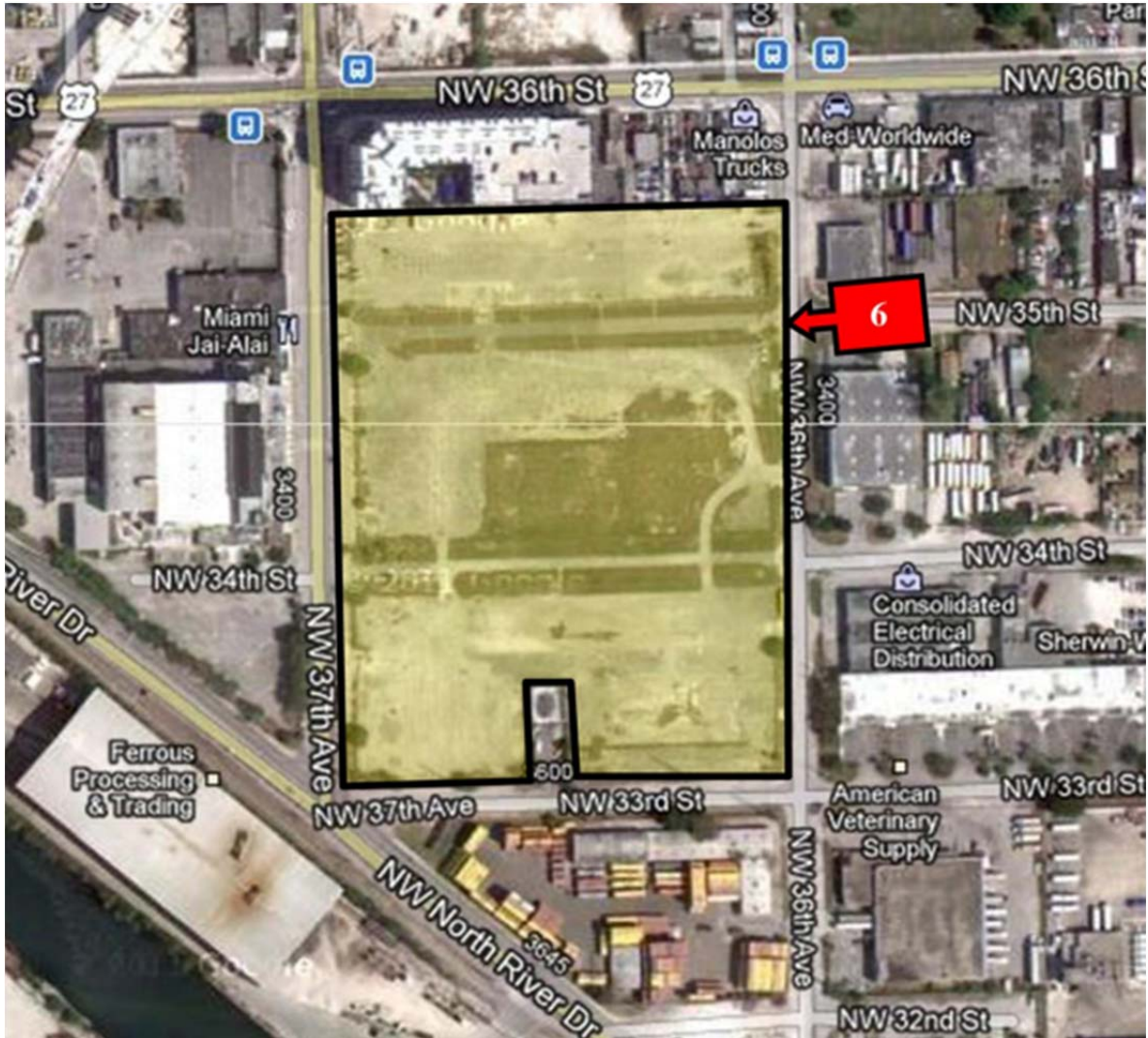
Land Zones 1, 2, 3, 4 & 7



Land Zone 5



Land Zone 6



Opa-Locka Executive Airport (OPF) FY 20167 Property Rental Summary			
LAND RENTAL		Rent/Sq. Ft./ Year	
		Current	Market Rent
Aeronautical Land		\$0.22 3	\$0.23 4
Non-Aviation Land – minimum bid			
Runway 9L Clearance		\$0.60	\$0.60
Non-Aviation Land		\$0.90	\$0.90
PAVEMENT RENTAL		Rent/Sq. Ft./ Year	
		Current	Market Rent
Pavement		\$0.05	\$0.05
Non-Aviation Land Lease Number/Tenant		Rent/Sq. Ft./ Year	
		Current	Market Rent
Lease No. O-216 Miami-Dade Dept. of Corrections		\$1.40 00	\$1.00 10
Lease No. O-1519 Miami-Dade Water & Sewer Dept.		\$0.80	\$0.80 90
Lease No. O-8088 Schaecter – clear zone (2)		\$0.47 488	\$0.48 8503
Lease No. O-7889 Miami Lakes Office Condo - clearzone		\$0.60	\$0.60
BUILDING RENTAL (1)		Rent/Sq. Ft./ Year	
		Current	Market Rent
Aviation Tenants			
Building	35	\$3.84	\$3.84
Building	39	\$4.13	\$4.13
Building	40E (3)	\$7.95	\$7.95
Building	40C (2)	\$7.65	\$7.65
Building	40W (1)	\$7.78	\$7.78
Building	41E (3)	\$7.65	\$7.65
Building	41C (2)	\$7.65	\$7.65
Building	41W (1)	\$7.65	\$7.65
Building	45	\$5.79 6.04	\$6.04 6.38
Building	46	\$9.86 10.36	\$10.36 11.20
Building	47	\$5.93 6.18	\$6.18 6.52
Building	102	\$0.00	\$0.00
Building	107 Office	\$19.00	\$19.00
Building	107 Dorm	\$19.00	\$19.00
Building	114	\$4.49	\$4.49
Building	119r	\$3.58	\$3.58
Building	180	\$2.75	\$2.75
Building	209r	\$3.75	\$3.75
Building	412	\$1.25	\$1.25
Building	413	\$2.75	\$2.75
Building	418	\$2.75	\$2.75
Note 1: Annual rent/SF excluding land or pavement			
Note 2: Rent subject to annual 3% increase			
Last Revised <u>6/9/2015</u> <u>6/2016</u>			
OPF.FY167			

Miami Executive Airport (TMB) FY 20167 Property Rental Summary			
LAND RENTAL		Rent/Sq. Ft./ Year	
		Current	Market Rent
		Aeronautical Land Non-Aviation Land – minimum bid	\$0.19 <u>20</u> \$1.20 <u>1.30</u>
PAVEMENT RENTAL		Rent/Sq. Ft./ Year	
		Current	Market Rent
		Pavement	\$0.05
FARM LAND		Rent/Acre/ Year	
		Current	Market Rent
		Farm Land – minimum bid	\$350 <u>450</u>
BUILDING RENTAL		Rent/Sq. Ft./ Year	
		Aviation Tenants	
		Current	Market Rent
Building	102	\$3.33	\$3.33
Building	109	\$3.56	\$3.56
	109A	\$2.84	\$2.84
	109B	\$2.84	\$2.84
Building	114	\$3.28	\$3.28
Building	121	\$4.59 <u>4.85</u>	\$4.85 <u>5.19</u>
Building	123	\$4.53 <u>4.79</u>	4.79 <u>5.13</u>
Building	221	\$3.64	\$3.64
Building	222	\$2.04	\$2.04 <u>2.27</u>
Building	247	\$5.10 <u>5.33</u>	\$5.33 <u>5.67</u>
Building	504	\$4.93	\$4.93
Building	225	\$3.24	\$3.24 <u>3.38</u>
Building	226	\$1.24	\$1.24
Building	227	\$3.73	\$3.73
Building	228	\$5.50 <u>5.70</u>	\$5.70 <u>6.04</u>
Building	229	\$5.18 <u>5.41</u>	\$5.41 <u>5.75</u>
Building	501	\$7.58 <u>7.83</u>	\$7.83
Building (1)	505	\$2.29	\$2.29
Building	507	\$15.00 <u>16.00</u>	\$16.00
Note 1: Annual CPI Rental Adjmt Per R-569-05 Last Revised 6/9/2015 6/2016 TMB.FY16 7			

Homestead General Aviation Airport FY 20167 Property Rental Summary			
LAND RENTAL		Rent/Sq. Ft./ Year	
		Current	Market Rent
Aeronautical Land		\$0.07	\$0.07
PAVEMENT RENTAL		Rent/Sq. Ft./ Year	
		Current	Market Rent
Pavement		\$0.05	\$0.05
FARM LAND		Rent/Acre/ Year	
		Current	Market Rent
Farm Land – minimum bid		\$350 450	\$450
BUILDING RENTAL (1)		Rent/Sq. Ft./ Year	
Aviation Tenants		Current	Market Rent
Building	2	\$3.82	\$3.82
Building	3	\$2.65	\$2.65
Building	5	\$3.53	\$3.53
Building	10	\$3.82	\$3.82
Building	14	\$2.65	\$2.65
Note 1: Annual rent/SF excluding land or pavement Last Revised 6/9/2015 6/6/2016 X51.FY16 7			

I.O. No.: 4-132
 Ordered: ~~9/2016~~
 Effective: ~~10/1/16~~

MIAMI-DADE COUNTY
 IMPLEMENTING ORDER

PUBLIC HOUSING AND COMMUNITY DEVELOPMENT FEE SCHEDULE

AUTHORITY:

Sections 1.01, 2.02 and 5.02 of the Miami-Dade County Home Rule Charter.

POLICY:

This Implementing Order provides a schedule of fees for services and programs provided by the Public Housing and Community Development Department.

PROCEDURE:

The administration of this Implementing Order is designated to the Director of the Public Housing and Community Development Department, who will be responsible for the collection of fees and the delivery of the required services. The Director shall review the contents of the implementing order annually and, if appropriate, make recommendations to the Board of County Commissioners for revisions or adjustments.

FEE SCHEDULE:

The fee schedule adopted by this Implementing Order is attached hereto and made a part hereof. This official fee schedule is also filed with and subject to the approval of the Board of County Commissioners and on file with the Clerk thereof. Fees charged by the Public Housing and Community Development Department shall be the same as those listed in the official fee schedule on file with the Clerk of the County Commission.

PUBLIC HOUSING AND COMMUNITY DEVELOPMENT SERVICE RATE SCHEDULE		
Fee Name	Current Fee (FY 2015-16)	Proposed Fee (FY 2016-17)
Loan Set Up Fee for Single Family Homes	\$100	\$100
Loan Set Up Fee for Development Projects	\$200	\$200
Satisfaction of Mortgage	\$50	\$50
Subordination Agreements	\$50	\$50
Fresh Start Agreement/ Forbearance	\$50	\$50
Mortgage Modifications	\$100	\$100
Force Placed Insurance	\$25	\$25
Monthly Servicing Fee	\$25 (per Month)	\$25 (per Month)
Partial Release	\$50	\$50
Origination Fee (Homebuyer loans, except for HOME-funded loans)	\$400	\$400
Construction Inspection Fee	\$1,500	\$114 (per unit)*
Contract Extension/-Modification Fee (multi-family development loans only)	\$2,500	\$2,500
Commitment Fee	-	1%**

*Fee per unit, per drawdown paid at closing based on drawdown schedule. Additional inspection fees will be paid at time of drawdown.

**Fee on Surtax and SHIP loans issued to for profit corporations

This Implementing Order is hereby submitted to the Board of County Commissioners of Miami-Dade County, Florida.

Approved by the County Attorney as
to form and legal sufficiency_____

I.O. No.: 4-133
Ordered: 04/05/2016
Effective: 04/15/2016

MIAMI-DADE COUNTY
IMPLEMENTING ORDER

SCHEDULE OF TRANSIT FARES RATES AND CHARGES

AUTHORITY:

Section 1.01, 2.02, and 5.02 of the Miami-Dade County Home Rule Charter and Amendment.

SUPERSEDES:

This Implementing Order 4-133 supersedes Resolution ~~R-179-09-R-294-16~~ adopted ~~March 03, 2009-April 05, 2016~~ as it relates to those items specified in the attached fee schedule. Any items not expressly superseded herein remain in effect.

POLICY:

This Implementing Order establishes a schedule of fees for transit fares, rates and charges.

FEE SCHEDULE:

The fee schedule adopted by this Implementing Order is attached hereto and made a part hereof. The official fee schedule is also filed with and subject to the approval of the Board of County Commissioners and on file with the Clerk thereof. Fees that are charged by the ~~Miami-Dade Transit~~ Department of Transportation and Public Works shall be the same as those listed in the official fee schedule on file with the Clerk of the County Commission.

This Implementing Order is hereby submitted to the Board of County Commissioners of Miami-Dade County, Florida.

Approved by the County Attorney as
to form and legal sufficiency _____

**MIAMI-DADE TRANSIT (MDT) DEPARTMENT OF TRANSPORTATION AND
PUBLIC WORKS (DTPW)**
SCHEDULE OF TRANSIT FARES, RATES AND CHARGES

I. Cash Fares	Base Fare	Discount Fare ¹	Miami-Dade County Golden/Patriot Pass ^{2,12}
A. Metrobus, <u>including intra-County express bus services</u> or Metrorail	\$2.25	\$1.10	Free
B. Metromover	Free	Free	Free
C. Transfer from bus to rail, or rail to bus **	\$0.60	\$0.30	Free
D. Transfer from bus to Metromover	Free	Free	Free
E. Transfer from Metromover to bus	\$2.25	\$1.10	Free
F. Transfer from Metrorail to Metromover	Free	Free	Free
G. Transfer from Metromover to Metrorail	\$2.25	\$1.10	Free
H. Metrobus <u>Express/Special/Inter-County express bus services</u>	\$2.65	\$1.30	Free
I. Metrobus Shuttle	\$0.25	\$0.10	Free
J. <u>Metrobus Circulator</u>	Free	Free	Free
J-K. <u>Parking fee-daily maximum*</u>	\$4.50	\$4.50	\$4.50
K-L. <u>Parking fee-special events and Non-transit patron daily maximum</u>	\$10.00	N/A	Free
L-M. <u>Juror Parking³</u>	Free	Free	Free
M-N. <u>Full Fare Transfer Bus/Rail to Express Bus/Inter-County Services Transfer **</u>	\$0.95	\$0.45	Free

* The Golden Passport and Patriot Passport holders are entitled to purchase a monthly parking permit. The discounted fare patrons must purchase a discount monthly pass in order for them to buy a monthly parking permit.

** Transfers are only available with the EASY Card /EASY Ticket. Free bus to bus transfer when using Easy Card or Easy Ticket.

II. Special Transportation Service Fares Rate Equal to \$3.50	
A. Minimum Per Trip	\$3.50
III. Prepaid Passes ^{4,12}	
A. Monthly Transit Pass ⁵	\$112.50
B. Discount Transit Passes ⁶	\$56.25
C. Monthly Group Discount - 10% Corporate Discount ⁷	\$101.25

D. Monthly Group Discount - 15% Corporate Discount ⁷	\$95.65
E. Monthly College/Adult Education Pass ⁸	\$56.25
F. Monthly Parking Permit ⁹	\$11.25
G. Weekly Transit Pass ¹⁰	\$29.25
H. Discount Weekly Transit Pass ⁶	\$14.60
I. Daily Transit Pass	\$5.65
J. Daily Discount ¹¹	\$2.80

IV. EASY Card/EASY Ticket	
EASY Ticket	
A. EASY Card	\$2.00
B. EASY Ticket	Free

V. Spotter Program ¹³	
A. DTPW Construction and Facility Monitors	\$23.53
B. DTPW Escort	\$69.51

V. ~~MDT- DTPW~~ may establish other rates based on costs; promotional discounts may be authorized by the Miami-Dade Transit Director as limited by Section 2-150 (c) of the Miami-Dade County Code.

VI. All of the above rates, fares, and charges shall automatically be adjusted every three years, without the need for any further action by the Board of County Commissioners, in accordance with the average rate of the Consumer Price Index (CPI) for the preceding three years. Any adjustments in rates, fares, or charges made pursuant to this provision shall be rounded to the nearest five cent increment.

¹ Applicable at all times on Metrobus and on Metrorail when using the Monthly Discount Fare Permit. Those patrons entitled to reduced fares are: a) youths through grade 12 with proper student identification, b) persons with disabilities as defined by ~~MDT-DTPW~~ rules and have a ~~MDT-DTPW~~ Reduced Fare Permit, and c) seniors 65 and above who do not have a Golden Passport, but have a Medicare card (not Medicaid) or ~~MDT-DTPW~~ Reduced Fare Permit or government-issued photo identification and d) employed individuals earning between 150% and 200% of the federal poverty level as defined by the United States Department of Health and Human Services for a period of 2 years from the date of issuance.

² Applicable at all times to permanent Miami-Dade County citizens who qualify for a Golden Passport or Patriot Passport who display a valid Pass. ~~Replacement of a Pass costs \$5 for the first replacement, \$20 for the second replacement and \$50 for the third or more replacement. Fees are waived when a police report listing the Pass as stolen is submitted.~~ Misuse of a Golden Passport or Patriot Pass will result in forfeiture of its use for one year.

³ As per Resolution No. R-365-13

⁴ ~~MDT-DTPW~~ may issue other prepaid media with price and rules determined from other portions of this rate schedule.

⁵ Promotional discounts may be authorized by the ~~DTPW-Transit Agency~~ Director as limited by Section 2-150(c) of the Miami-Dade County Code.

⁶ Available to any Medicare recipient (must show Medicare card at time of purchase), qualified people with disabilities and Miami-Dade youth in grades 1-12 (with a valid permit/ID) and employed individuals earning between 150% and 200% of the federal poverty level as defined by the United States Department of Health and Human Services for a period of 2 years from the date of issuance.

⁷ As restricted by Ordinance 86-45.

⁸ ~~May be s~~Sold only in bulk quantities to participating colleges, universities, or vocational/technical education centers within for individual sale to full-time students only, as restricted by Ordinance 88-83.

⁹ Available only when purchased in combination with a monthly pass except for a Patriot Pass, Golden Passport and ~~MDT-DTPW~~ employees who may purchase monthly parking permits without purchase of monthly pass.

¹⁰ When weekly passes sold to hotels as part of a promotional effort, hotels will be allowed to retain \$3 per weekly pass sold and \$ 1.50 per discount weekly pass sold.

¹¹ ~~Employed individuals earning between 150% and 200% of the federal poverty level as defined by the United States Department of Health and Human Services for a period of 2 years from the date of issuance.~~ As per Resolution No. R-294-16, employed individuals who make between 150 percent and 200 percent of the federal poverty level as defined by the United States Department of Health and Human Services will be eligible for a reduced fare.

¹² Replacement of all Passes will cost \$5 for the first replacement, \$20 for the second replacement and \$50 for the third or more replacement. Fees are waived when a police report listing the Pass as stolen is submitted.

¹³ Spotter Program rates will be adjusted on a yearly basis.

I.O. No.: IO 4-134
Ordered:
Effective: 10/1/2016

MIAMI-DADE COUNTY
IMPLEMENTING ORDER

FEE FOR MIAMI-DADE FIRE RESCUE JUNIOR LIFEGUARD PROGRAM

AUTHORITY:

Sections 1.01 and 2.02A of the Miami-Dade County Home Rule Charter and Article XXI, Section 2-182 of the Code of Miami-Dade County.

POLICY:

This Implementing Order provides a fee for the Junior Lifeguard Program operated by the Miami-Dade Fire Rescue Department.

PROCEDURE:

The administration of this Implementing Order is designated to the Fire Chief, Miami-Dade Fire Rescue Department, who will be responsible for the collection of fees and the delivery of the required services pursuant to Article XXI, Section 2-182 relating to the powers and duties of the Fire Department. Every year, or earlier, if necessary, the Fire Chief shall review the fees in terms of cost and may recommend changes to the Mayor through this implementing order procedure.

FEE SCHEDULE:

The fee for the Miami-Dade Fire Rescue Junior Lifeguard Program shall be \$200 per participant.
~~The fee schedule adopted by this Implementing Order is attached hereto and made a part hereof.~~ This official fee ~~schedule~~ is also filed with and subject to the approval of the Board of County Commissioners and on file with the Clerk thereof. Fees charged by the Miami-Dade Fire Rescue Department shall be the same as those listed in the official fee schedule on file with the Clerk of the County Commission.

~~The fee for the Miami-Dade Fire Rescue Junior Lifeguard Program shall be \$200 per participant.~~

This Implementing Order is hereby submitted to the Board of County Commissioners of Miami-Dade County, Florida.

Approved by the County Attorney
as to form and legal sufficiency _____

I.O. No.: IO 4-135
Ordered:
Effective: 10/1/2016

MIAMI-DADE COUNTY
IMPLEMENTING ORDER

ADMINISTRATIVE FEE FOR DELIVERY OF ANTI-VENOM SERUM
BY MIAMI-DADE FIRE RESCUE

AUTHORITY:

Sections 1.01 and 2.02A of the Miami-Dade County Home Rule Charter; Article XXI, Section 2-182 of the Code of Miami-Dade County; and Resolution No. R-235-03

SUPERSEDES:

This Implementing Order (IO) supersedes the fees provided for in R-235-03, ordered March 11, 2003 and effective March 21, 2003.

POLICY:

This Implementing Order provides a schedule of administrative fees for the delivery of anti-venom serum to participating and non-participating hospitals based on their geographic location. The Venom Response Unit is operated by the Miami-Dade Fire Rescue Department and is responsible for making these deliveries.

PROCEDURE:

The administration of this Implementing Order is designated to the Fire Chief, Miami-Dade Fire Rescue Department, who will be responsible for the collection of fees and the delivery of the required services pursuant to Article XXI, Section 2-182 relating to the powers and duties of the Fire Department. Every year, or earlier, if necessary, the Fire Chief shall review the fees in terms of cost and may recommend changes to the Mayor through this implementing order procedure.

FEE SCHEDULE:

The fee schedule adopted by this Implementing Order is attached hereto and made a part hereof. This official fee schedule is also filed with and subject to the approval of the Board of County Commissioners and on file with the Clerk thereof. Fees charged by the Miami-Dade Fire Rescue Department shall be the same as those listed in the official fee schedule on file with the Clerk of the County Commission.

This Implementing Order is hereby submitted to the Board of County Commissioners of Miami-Dade County, Florida.

Approved by the County Attorney
as to form and legal sufficiency _____

ADMINISTRATIVE FEES FOR DELIVERY OF ANTI-VENOM SERUM BY MIAMI-DADE FIRE RESCUE

A “participant” is a hospital or other medical facility with which Miami-Dade Fire Rescue has a pre-existing administrative agreement for delivery of anti-venom serum and provision of technical assistance. A “non-participant” is a hospital or other medical facility with which Miami-Dade Fire Rescue has no such agreement.

- | | |
|---|-----------|
| 1. Administrative Fee for delivery of anti-venom serum and technical assistance
(participant within Miami-Dade County) | \$100.00 |
| 2. Administrative Fee for delivery of anti-venom serum and technical assistance
(non-participant within Miami-Dade County) | \$1500.00 |
| 3. Administrative Fee for delivery of anti-venom serum and technical assistance
(participant within Broward and Monroe County) | \$500.00 |
| 4. Administrative Fee for delivery of anti-venom serum and technical assistance
(non-participant within Broward and Monroe County) | \$2000.00 |
| 5. Administrative Fee for delivery of anti-venom serum and technical assistance
(outside Miami-Dade, Broward and Monroe Counties) | \$3000.00 |

I.O. No.: 4-136

Ordered:

Effective:

MIAMI-DADE COUNTY
IMPLEMENTING ORDER

FEE SCHEDULE FOR HIRE TRANSPORTATION SERVICES

AUTHORITY:

The Miami-Dade County Home Rule Charter, including among others Sections 1.01 and 2.02A; Chapter 4, Articles I and III; Chapter 30, Section 30-372.1; Chapter 31, Articles I - VII of the Code of Miami-Dade County.

POLICY:

This Implementing Order establishes a schedule of fees to be assessed and collected by the Department of Transportation and Public Works to cover the cost of processing permits, licenses, registrations, limited authorizations, certificates, decals and applications; performing inspections; and providing other services.

FEE SCHEDULE:

The fee schedule adopted by this Implementing Order is attached hereto and made a part hereof.

This Implementing Order is hereby submitted to the Board of County Commissioners of Miami-Dade County, Florida.

County Mayor

Approved by the County Attorney as
to form and legal sufficiency: _____

Department of Transportation and Public Works Fee Schedule:
(For-Hire Transportation)

The following regulatory and application fees are non-refundable, unless otherwise stated, and are separate from any occupational license fee that may be applicable.

I. AMBULANCE – Chapter 4 – Article I

The following fees pertain to Advanced Life Support and/or Basic Life Support ground or air ambulance transport services. The triennial expiration date for private ambulance Certificates is December 31st of each third calendar year following the enactment of Code modifications in the Year 2000.

- | | |
|--|-------------|
| A. <u>Initial application fee for a Certificate of Public Convenience and Necessity by a private provider.</u> | \$ 1,500.00 |
| B. <u>Application fee for the sale, transfer or change in ownership structure of a certificate of Public Convenience and Necessity by a private provider.</u> | \$ 1,500.00 |
| C. <u>Application fee to modify the terms, conditions, provisions or limitations of a Certificate of Public Convenience and Necessity by a private provider.</u> | \$ 1,200.00 |
| D. <u>Applicants submitting a single application for more than one (1) category above must pay the greater fee applicable as the sole prevailing fee.</u> | |
| E. <u>Triennial renewal application fee for a Certificate of Public Convenience and Necessity by a private provider.</u> | \$ 1,500.00 |
| F. <u>Annual permit fee for each transport vehicle operated by a private provider.</u> | \$ 625.00 |

II. FOR HIRE – Chapter 4 – article III, Chapter 30 – Section 372.1 and Chapter 31 Articles I-VII

- | | |
|---|----------|
| A. <u>Chauffeur Registration</u> | |
| 1) <u>Initial and Annual Renewal Chauffeur Registration</u> | \$ 55.00 |
| 2) <u>Late Fee for Renewal of Chauffeur Registration after expiration date (in addition to Renewal Fee)</u> | \$ 55.00 |
| 3) <u>Replacement of Chauffeur Registration</u> | \$ 26.00 |

	New Taxicab Chauffeur Training Program	\$ 135.00
	New Limousine Chauffeur Training Program	\$ 70.00
4)	<u>New Private School Bus Training Program</u>	<u>\$ 30.00</u>
5)	<u>Training Examination Retake Fee</u>	<u>\$ 15.00</u>
B.	<u>Limousine License</u>	
1)	<u>Initial License Application</u>	<u>\$ 350.00</u>
2)	<u>Initial and Annual Renewal License</u> <u>Initial license fees shall be prorated according to the number of months remaining between the month of date of license issuance and the month of annual renewal.</u>	
	a. <u>Effective October 1, 2005</u>	<u>\$ 575.00</u>
	b. <u>Effective October 1, 2006</u>	<u>\$ 625.00</u>
3)	<u>Late fee for Renewal of license after expiration date</u> <u>(in addition to renewal fee)</u>	<u>\$ 550.00</u>
4)	<u>Lottery Entry</u>	<u>\$ 100.00</u>
5)	<u>Replacement of License</u>	<u>\$ 35.00</u>
6)	<u>License Holder to License Holder Transfer Application</u>	<u>\$ 170.00</u>
7)	<u>License Holder to Non-License Holder Transfer Application</u>	<u>\$ 350.00</u>
C.	<u>Non-Emergency Vehicle Certificate</u>	
1)	<u>Initial Certificate Application</u>	<u>\$ 300.00</u>
2)	<u>Initial and Annual Renewal Certificate</u> <u>Initial Certificate fees shall be prorated according to the number of months remaining between the month of the date of certificate issuance and the month of annual renewal.</u>	
	a. <u>Effective October 1, 2005</u>	<u>\$ 575.00</u>
	b. <u>Effective October 1, 2006</u>	<u>\$ 625.00</u>
3)	<u>Replacement of Certificate</u>	<u>\$ 35.00</u>
4)	<u>Certificate Holder to Certificate Holder Transfer Application</u>	<u>\$ 150.00</u>
5)	<u>Certificate Holder to Non-Certificate Holder Transfer Application</u>	<u>\$ 300.00</u>

D. Passenger Motor Carrier Certificate
Initial Certificate and operating permit fees shall be prorated according to the number of months remaining between the month of the date of issuance and the month of annual renewal.

1) <u>Initial Certificate Application</u>	<u>\$ 375.00</u>
2) <u>Initial and Annual Renewal Certificate</u>	
a. <u>Effective October 1, 2005</u>	<u>\$ 575.00</u>
b. <u>Effective October 1, 2006</u>	<u>\$ 625.00</u>
3) <u>Initial and Annual Renewal Operating Permit</u>	
a. <u>Effective October 1, 2005</u>	<u>\$ 575.00</u>
b. <u>Effective October 1, 2006</u>	<u>\$ 625.00</u>
4) <u>Replacement of Certificate of Operating Permit</u>	<u>\$ 35.00</u>
5) <u>Modification of Certificate</u>	<u>\$ 320.00</u>
6) <u>Certificate Transfer Application</u>	<u>\$ 375.00</u>
7) <u>Emergency Temporary Certificate</u>	<u>\$ 40.00</u>

E. Private School Buses

See Vehicle Inspection Fees and Chauffeur Registration Fees

F. Special Transportation Service Certificates

Initial Certificate and Operating Permit fees shall be prorated according to the number of months remaining between the month of the date of the issuance and month of annual renewal.

1) <u>Initial Certificate Application</u>	<u>\$ 130.00</u>
2) <u>Initial and Annual Renewal Certificate</u>	
a. <u>Effective October 1, 2005</u>	<u>\$ 575.00</u>
b. <u>Effective October 1, 2006</u>	<u>\$ 625.00</u>
3) <u>Replacement of Certificate/Operating Permit</u>	<u>\$ 35.00</u>
4) <u>Initial and Annual Renewal of Operating Permit</u>	
a. <u>Effective October 1, 2005</u>	<u>\$ 575.00</u>
b. <u>Effective October 1, 2006</u>	<u>\$ 625.00</u>

G. Taxi

1) <u>Initial License Application</u>	<u>\$ 350.00</u>
2) <u>Initial and Annual License Renewal</u>	
a. <u>Effective October 1, 2005</u>	<u>\$ 575.00</u>

b. <u>Effective October 1, 2006</u>	<u>\$ 625.00</u>
3) <u>Late Fee for Renewal of License after expiration date (in addition to renewal fee)</u>	<u>\$ 550.00</u>
4) <u>Lottery Entry</u>	<u>\$ 100.00</u>
5) <u>Replacement of License</u>	<u>\$ 35.00</u>
6) <u>License Holder to License Holder Transfer</u>	<u>\$ 170.00</u>
7) <u>License Holder to Non-License Holder Transfer</u>	<u>\$ 350.00</u>
8) <u>Passenger Service Company Registration Fee</u>	
a. <u>Effective October 1, 2005</u>	<u>\$ 110.00</u>
b. <u>Effective October 1, 2006</u>	<u>\$ 150.00</u>
 H. <u>Vehicle Inspection Fees</u>	
1) <u>Quarterly, Semi-Annual or Annual Vehicle Inspection, as applicable (all categories)</u>	<u>\$ 38.00</u>
2) <u>Vehicle safety re-inspection</u>	<u>\$ 35.00</u>
3) <u>Replacement of Decal</u>	<u>\$ 35.00</u>
4) <u>New Vehicle Inspection</u>	<u>\$ 70.00</u>
5) <u>Vehicle re-inspection (non-safety)</u>	<u>\$ 20.00</u>

I. Transportation Network Entities

1) <u>Preliminary License Application</u>	<u>\$ 350.00</u>
2) <u>Preliminary License Fee for Each Transportation Network Entity Vehicle Operated</u>	<u>\$ 26.00</u>

III. ADMINISTRATIVE RECOVERY FEES – Chapter 4-Article I and III, Chapter 30-Section 372.1, Article III, and Chapter 31-Article I-VII

The following fees are for administrative, licensing, collection and enforcement related activities necessary beyond the issuance of civil citations under Chapter 8CC.

A. Collection Processing Fees

1) <u>Case Processing Fee</u>	<u>\$ Actual Cost</u>
2) <u>Lien Processing Fee</u>	<u>\$ Actual Cost</u>
3) <u>Lien Recording Fee</u>	<u>\$ Actual Cost</u>
4) <u>Lien Cancellation Fee</u>	<u>\$ Actual Cost</u>
5) <u>Research Fee</u>	<u>\$ Actual Cost</u>
6) <u>Inspection (each) when in excess of two</u>	<u>\$ 75.00</u>

B. Interest charges at the rate of 12% per year, as amended by the Board of County Commissioners from time to time, may be assessed in addition to any other penalties.

C. <u>Background Check</u>	\$	<u>Actual Cost</u>
D. <u>Notary Fee</u>	\$	<u>7.00</u>
E. <u>Administrative Hearing</u>	\$	<u>85.00</u>
F. <u>Special Event reimbursement</u>	\$	<u>Actual Cost</u>

I.O. No.: 7-33
 Ordered: ~~10/07/14~~
 Effective: ~~10/17/14~~

MIAMI-DADE COUNTY
 IMPLEMENTING ORDER

RATES FOR SPECIAL OFF-DUTY FIRE RESCUE SERVICES

AUTHORITY:

Sections 1.01 and 2.02A ~~Section 4.02~~ of the Miami-Dade County Home Rule Amendment and Charter and Section 2-56 of the Code of Miami-Dade County.

SUPERCEDES:

This Implementing Order supersedes previous Implementing Order 7-33 ordered ~~September 20, 2012~~ October 7, 2014 and effective ~~October 1, 2012~~ October 17, 2014.

POLICY:

Section 2-56.1- 2-56.10 of the Miami-Dade County Code allows for the assignment of off-duty County personnel to provide fire services. It is the policy of Miami-Dade County that the rates to be charged for such services shall be adequate to compensate off-duty County employees for their services, and also to enable the County to recover the fringe benefit and administrative costs associated with these assignments.

PROCEDURES:

Fire Protection and Rescue Watch

The following hourly rates will be paid to employees:

Classification	Employee Rate of Pay
Fire Fighter	\$ 37 <u>38</u> /hour
Fire Lieutenant	\$ 39 <u>40</u> /hour
Fire Captain	\$44 <u>45</u> /hour
Chief Fire Officer	\$ 46 <u>47</u> /hour

These rates shall be adjusted once every two fiscal years to keep pace with the Consumer Price Index – All (CPIU) for Miami/Fort Lauderdale rate of inflation. Adjustment shall be the sum of the actual two previous fiscal years’ CPI-U Miami-Fort Lauderdale rates rounded to the nearest Dollar amount.

All extra duty services assignments at Sun Life Stadium and Homestead Motor Speedway with an attendance of 40,000 or more patrons shall be paid at \$3.00 per hour above the normal rate of pay.

The permittee contracting for off-duty services pays the employee rate plus the prevailing rates for social security (FICA and MICA), special risk retirement, and an administrative surcharge of ten percent (10%) in order to defray the costs of processing and recording off-duty services.

Total Charge to Permittee:

The total charge to the permittee consists of the sum of the three charges set forth above (employee rate of pay, social security and retirement benefits, and surcharge). The total charge shall be assessed for each quarter hour of services provided.

Minimum Charge:

The minimum charges for off-duty services shall be the amount applicable for three (3) hours of service.

Time of Service:

Hourly charges for off-duty services will be calculated from the starting time and location agreed upon by the permittee and the department issuing the permit, through the time of completion of the required services, exclusive of travel time required for the employee to report for their assignment, and exclusive of travel time from the location associated with the completion of services to subsequent personal or other official destination of the employee.

Utilization of Vehicles:

The following rates will be paid by the permittee to cover equipment costs:

Equipment Type	Rate
Rescue Cart	\$35/hour
Rescue Vehicle	\$50/hour
Engine	\$100/hour
Quick Response Vehicle/Mini Pumper	\$65/hour
Bicycle Team	\$35/hour
Air Rescue Helicopter	\$ 3,000/day
Fire Boat	\$ 350/hour

Personal Watercraft \$35/hour

For types of equipment or vehicles not listed above, the charge for use of such vehicles in connection with off-duty assignments shall be at the rate of \$40.00 (forty dollars) per hour or \$0.53 (fifty-three cents) per mile, whichever is greater. In the event that special equipment, such as boats, aircraft or fire apparatus is involved, the department may base the charge for use on known operating costs or upon prevailing private sector rates for usage of such equipment.

These rates shall be charged for each quarter hour the equipment is used. Homestead Miami Speedway, the Miami-Dade County Fair and Exposition Center, and Dolphin Stadium will be charged three (3) hours per piece of equipment used at ~~the event~~ NASCAR races, the Annual Fair, and Dolphin games, in exchange for free equipment storage on the premises.

Collection of Fees and Payment to Employees:

The department shall be responsible for providing permittees with information as to the current applicable fringe benefit rates and other charges, and for collecting all monies due from the permittee in accordance with departmental procedures. Accounts thirty (30) days in arrears may be subject to finance charges up to the maximum legal rate. In no instance shall the employee(s) performing the service be required to receive or required to assist in the collection of any monies due to the department from the permittee. Personnel performing off-duty services shall be fully compensated in the pay period during which the off-duty services were provided, or in the immediately following paycheck, or in the case of large events, as soon as payment can be processed. Permittee may be required to leave a deposit of up to 100% of the projected cost of the service.

This Implementing Order is hereby submitted to the Board of County Commissioners of Miami-Dade County, Florida.

Approved by the County Attorney as
To form and legal sufficiency_____

**OPERATING BUDGET
APPROPRIATION SCHEDULES**

**COUNTYWIDE EMERGENCY CONTINGENCY RESERVE FUND
(Fund GF 010, Subfund 020)**

<u>Revenues:</u>	<u>2016-17</u>
Carryover	\$48,116,000
Interest	<u>60,000</u>
 Total	 <u>\$48,176,000</u>

<u>Expenditures:</u>	
Countywide Emergency Contingency Reserve*	<u>\$48,176,000</u>

*Note: \$847,918 of this reserve has been designated for the purchase of hurricane shelter supplies, and other emergency preparedness in the event a disaster is declared.

**MIAMI-DADE FIRE RESCUE
Fire Rescue District
(Fund SF 011, Subfund 111)**

<u>Revenues:</u>	<u>2016-17</u>
Property Taxes (Tax Roll: \$140,871,793,499)	\$323,958,000
Transfer from Countywide General Fund (Fund GF 010, Subfund 010, Police Rental Space)	200,000
Carryover	14,727,000
Ground Transport Fees	23,000,000
Plans Review and Permit Fees	6,600,000
Inspection Fees	6,300,000
Other Fire Prevention Fees	1,500,000
Special Services Revenue	2,200,000
Reimbursement from Miami-Dade Aviation Department	1,228,000
Reimbursement from Miami-Dade Seaport Department	2,800,000
Reimbursement from Miami-Dade Water and Sewer Department	1,000,000
Reimbursement from Miami-Dade Library Department	140,000
Reimbursement from Miami-Dade Solid Waste Management	140,000
Interest	80,000
Rental Office Space	547,000
Miscellaneous	<u>90,000</u>
 Total	 <u>\$384,510,000</u>

<u>Expenditures:</u>	
Fire Protection and Emergency Medical Rescue Operations	\$359,430,000
Administrative Reimbursement	9,761,000
Transfer to Debt Service (Fund 213, Projects 213625, 214103, and 298502)	1,937,000
Transfer to Anti-Venom Program (Fund SF 011, Subfund 118)	547,000
Operating Reserves	11,835,000
Reserve for Tax Equalization	<u>1,000,000</u>
 Total	 <u>\$384,510,000</u>

**Air Rescue
(Fund SF 011, Subfund 112)**

<u>Revenues:</u>	<u>2016-17</u>
Transfer from Countywide General Fund (Fund GF 010, Subfund 010)	<u>\$10,665,000</u>

<u>Expenditures:</u>	
Operating Expenditures	<u>\$10,665,000</u>

**Hazardous Materials Trust Fund
(Fund SF 011, Subfund 116)**

<u>Revenues:</u>	<u>2016-17</u>
Carryover	\$170,000
Interest Earnings	<u>1,000</u>
 Total	 <u>\$171,000</u>

<u>Expenditures:</u>	
Trust Fund Activities and Reserves	<u>\$171,000</u>

**Anti-Venom Program
(Fund SF 011, Subfund 118)**

<u>Revenues:</u>	<u>2016-17</u>
Transfer from Fire Rescue District (Fund SF 011, Subfund 111)	\$547,000
Miscellaneous Fees	<u>300,000</u>
Total	<u>\$847,000</u>
<u>Expenditures:</u>	
Anti-Venom Program Expenditures	<u>\$847,000</u>

**Lifeguarding, Ocean Rescue Services, Communications, and Fire Boat
(Fund SF 011, Subfund 118)**

<u>Revenues:</u>	<u>2016-17</u>
Transfer from Countywide General Fund (Fund GF 010, Subfund 010)	<u>\$18,449,000</u>
<u>Expenditures:</u>	
Communications Expenditures	\$13,690,000
Lifeguarding and Ocean Rescue Expenditures	<u>4,759,000</u>
Total	<u>\$18,449,000</u>

**Miami-Dade Aviation Fire Rescue Services
(Fund SF 011, Subfund 121)**

<u>Revenues:</u>	<u>2016-17</u>
Transfer from Miami International Airport	<u>\$23,123,000</u>
<u>Expenditures:</u>	
Miami-Dade Aviation Fire Rescue Services	<u>\$23,123,000</u>

**MIAMI-DADE FIRE RESCUE
Emergency Management
(Fund SF 011, Subfund 122)**

<u>Revenues:</u>	<u>2016-17</u>
Carryover	\$180,000
Transfer from Countywide General Fund (Fund GF 010, Subfund 010)	1,821,000
Miscellaneous Revenues	60,000
Emergency Plan Review Fees	<u>115,000</u>
Total	<u>\$2,176,000</u>
<u>Expenditures:</u>	
Operating Expenditures	<u>\$2,176,000</u>

**INTERNAL SERVICES
Vehicle Replacement Trust Fund
(Fund GF 030, Subfund 001)**

<u>Revenues:</u>	<u>2016-17</u>
Carryover	\$98,000
Vehicle Charges	<u>1,266,000</u>
Total	<u>\$1,364,000</u>
<u>Expenditures:</u>	
Operating Expenditures	\$913,000
Intradepartmental Transfer to Administration (Fund GF 050, Subfund 001)	235,000
Reserve	<u>216,000</u>
Total	<u>\$1,364,000</u>

INTERNAL SERVICES
Parking, Retail and Small Business Development Operations
(Fund GF 030, Subfunds 002, 003, and 008)

<u>Revenues:</u>	<u>2016-17</u>
Carryover	\$2,689,000
Parking Revenue	4,467,000
Retail Revenue	350,000
Interagency Transfer	2,239,000
Intradepartmental Transfer from Procurement (Fund GF 050, Subfund 050)	2,255,000
Other Revenues	<u>4,309,000</u>
Total	<u>\$16,309,000</u>

<u>Expenditures:</u>	
Parking Operations Cost	\$4,042,000
Intradepartmental Transfer to Administration (Fund GF 050, Subfund 001)	408,000
Intradepartmental Transfer to Facility Management (Fund GF 050, Subfund 010)	304,000
Intradepartmental Transfer to Real Estate Management (Fund GF 050, Subfund 017)	330,000
Transfer to Solid Waste Management	103,000
Transfer to Debt Service (Fund 213: Projects 213823, 213830)	37,000
Retail Operations Costs	175,000
Retail Reserves	596,000
Parking Reserves	1,806,000
Small Business Development Operational Cost	<u>8,508,000</u>
Total	<u>\$16,309,000</u>

INTERNAL SERVICES
Fleet Capital Projects
(Fund GF 030, Subfunds 004 and 005)

<u>Revenues:</u>	<u>2016-17</u>
Carryover	\$1,822,000
Environmental Resources Management Environmental Surcharge	1,650,000
Labor Surcharge for Capital Projects	<u>500,000</u>
Total	<u>\$3,972,000</u>

<u>Expenditures:</u>	
Operating Expenditures	\$1,321,000
Intradepartmental Transfer to Facility Management (Fund GF 050, Subfund 010)	\$331,000
Fleet Facility Construction Projects	2,194,000
Fleet Capital Projects Reserves	<u>126,000</u>
Total	<u>\$3,972,000</u>

MIAMI-DADE ECONOMIC ADVOCACY TRUST
Economic Development Program
(Fund GF 030, Subfund 020)

<u>Revenues:</u>	<u>2016-17</u>
Carryover	\$202,000
Transfer from Countywide General Fund (Fund GF 010, Subfund 010)	492,000
Transfer from Fund SO 100, Subfund 106, Project 106129	67,000
Transfer from Fund SC 700, Subfund 700, Project 700003	<u>359,000</u>
Total	<u>\$1,120,000</u>

<u>Expenditures:</u>	
Office of the Executive Director and Administration	\$940,000
Economic Development Activities	<u>180,000</u>
Total	<u>\$1,120,000</u>

MIAMI-DADE POLICE DEPARTMENT (MPDP)
Municipal Police Services Account
(Fund GF 030, Subfund 021)

<u>Revenues:</u>	<u>2016-17</u>
City of Doral Optional Service Payment	<u>\$248,000</u>

<u>Expenditures:</u>	
MPDP Optional Service Expenditures for the City of Doral	<u>\$248,000</u>

**ANIMAL SERVICES DEPARTMENT
Animal Care and Control
(Fund GF 030, Subfund 022, Project 022111)**

<u>Revenues:</u>	<u>2016-17</u>
Transfer from Countywide General Fund	\$10,413,000
Animal License Fees from Licensing Stations	5,310,000
Animal License Fees from Shelter	1,725,000
Code Violation Fines	2,136,000
Animal Shelter Fees	1,239,000
Miscellaneous Revenues	89,000
Surcharge Revenues	<u>155,000</u>
 Total	 <u>\$21,067,000</u>

<u>Expenditures:</u>	<u>2016-17</u>
Operating Expenditures	<u>\$21,067,000</u>

**MIAMI-DADE POLICE DEPARTMENT (MDPD)
911 Emergency Fee
(Fund GF 030, Subfund 025)**

<u>Revenues:</u>	<u>2016-17</u>
Carryover	\$3,957,000
911 Landline Emergency Fee	2,349,000
911 Wireless Fee	5,427,000
911 Prepaid	2,238,000
Interest	<u>7,000</u>
 Total	 <u>\$13,978,000</u>

<u>Expenditures:</u>	<u>2016-17</u>
Miami-Dade Police Department Expenditures	\$10,373,000
Disbursements to Municipalities	2,507,000
Reserve for Future Capital Equipment Acquisition	<u>1,098,000</u>
 Total	 <u>\$13,978,000</u>

**MIAMI-DADE POLICE DEPARTMENT (MDPD)
Municipal Police Services Account
(Fund GF 030, Subfund 026)**

<u>Revenues:</u>	<u>2016-17</u>
Town of Miami Lakes Local Police Patrol Services Contractual Payment	<u>\$7,765,000</u>

<u>Expenditures:</u>	<u>2016-17</u>
MDPD Local Police Patrol Expenditures for Town of Miami Lakes	<u>\$7,765,000</u>

**MIAMI-DADE POLICE DEPARTMENT (MDPD)
Municipal Police Services Account
(Fund GF 030, Subfund 027)**

<u>Revenues:</u>	<u>2016-17</u>
Village of Palmetto Bay Local Police Patrol Services Contractual Payment	\$7,630,000
Village of Palmetto Bay Optional Service Payment	<u>86,000</u>
 Total	 <u>\$7,716,000</u>

<u>Expenditures:</u>	<u>2016-17</u>
MDPD Local Police Patrol Expenditures for Village of Palmetto Bay	\$7,630,000
MDPD Optional Service Expenditures for Village of Palmetto Bay	<u>86,000</u>
 Total	 <u>\$7,716,000</u>

FINANCE
(Fund GF 030, Subfund 031)

<u>Revenues:</u>	<u>2016-17</u>
Carryover	\$4,121,000
Bond Administration Fees and Charges	1,257,000
Tax Collector Ad Valorem Fees	11,762,000
Tax Collector Auto Tag Fees	13,207,000
Tourist Tax Collection Fees	3,931,000
Other Revenues	3,668,000
Transfer from Fund 050, Subfund 053, Project 053007	786,000
Local Business Tax Receipt Fees	3,810,000
Federal Revenues	<u>171,000</u>
Total	<u>\$42,713,000</u>

<u>Expenditures:</u>	
Bond Administration Expenditures	\$2,867,000
Tax Collector Expenditures	21,127,000
Director and Controller Expenditures	13,134,000
Transfer for FAMIS/ADPICS (Fund GF 050, Project 053006 and 056113)	574,000
Transfer to Capital Outlay Reserve (Fund CO 310, Subfund 313)	4,211,000
Reserve	<u>800,000</u>
Total	<u>\$42,713,000</u>

TRANSPORTATION AND PUBLIC WORKS
Passenger Transportation Regulation Operations
(Fund GF 030, Subfund 032, Project 032400)

<u>Revenues:</u>	<u>2016-17</u>
Carryover	\$4,581,000
Fees and Charges	4,792,000
Interest Earnings	9,000
Code Fines and Lien Collections	420,000
Interagency Transfers	<u>100,000</u>
Total	<u>\$9,902,000</u>

<u>Expenditures:</u>	
Operating Expenditures	\$5,783,000
Administrative Reimbursement	161,000
Operating Reserve	<u>3,958,000</u>
Total	<u>\$9,902,000</u>

REGULATORY AND ECONOMIC RESOURCES
Business Affairs Operations
(Fund GF 030, Subfund 032, Various Projects)

<u>Revenues:</u>	<u>2016-17</u>
Transfer from Countywide General Fund (Fund GF 010, Subfund 010)	\$1,137,000
Carryover	2,967,000
Code Fines and Lien Collections	475,000
Fees and Charges	2,571,000
Local Business Tax Receipt	471,000
Other Revenues	80,000
Miscellaneous Revenues	175,000
Interagency Transfers	<u>200,000</u>
Total	<u>\$8,076,000</u>

<u>Expenditures:</u>	
Operating Expenditures	\$5,744,000
Administrative Reimbursement	112,000
Operating Reserve	<u>2,220,000</u>
Total	<u>\$8,076,000</u>

CULTURAL PROGRAMS
Museum Operating Grants
(Fund GF 030, Subfund 033)

<u>Revenues:</u>	<u>2016-17</u>
Transfer from Convention Development Tax (Fund ST 160, Subfund 162)	<u>\$7,854,000</u>

<u>Expenditures:</u>	
Perez Art Miami Museum Operating Grant	\$4,000,000
HistoryMiami Operating Grant	2,169,000
Payment of County Rent to Internal Services Department (HistoryMiami)	<u>1,685,000</u>
Total	<u>\$7,854,000</u>

**CLERK OF COURTS
Non-Court Related Clerk Fees
(Fund GF 030, Subfund 036)**

<u>Revenues:</u>	<u>2016-17</u>
Transfer from Countywide General Fund (Fund GF 010, Subfund 010)	\$4,539,000
Value Adjustment Board	464,000
Code Enforcement Revenue	1,834,000
Marriage License Fees	1,144,000
County Recorder	9,875,000
Clerk of the Board (Transfer from Lobbyist Trust Fund)	300,000
Miscellaneous Revenues	193,000
Intradepartmental Transfers	<u>6,536,000</u>
Total	<u>\$24,885,000</u>

<u>Expenditures:</u>	<u>2016-17</u>
Non-Court Operations	<u>\$24,885,000</u>
TRANSPORTATION AND PUBLIC WORKS Public Works Construction Operations (Fund GF 030, Subfund 037, Project 037026)	

<u>Revenues:</u>	<u>2016-17</u>
Transfer from Countywide General Fund (Fund GF 010, Subfund 010)	\$230,000
Transfer from UMSA General Fund (Fund GF 010, Subfund 010)	563,000
Construction/Plat Fees	<u>730,000</u>
Total	<u>\$1,523,000</u>

<u>Expenditures:</u>	<u>2016-17</u>
Construction Expenditures	<u>\$1,523,000</u>
REGULATORY AND ECONOMIC RESOURCES Operations (Fund GF 030, Subfund 039)	

<u>Revenues:</u>	<u>2016-17</u>
Carryover	\$28,812,000
Transfer from General Fund (Fund GF 010, Subfund 010)	75,000
Transfer from Environmentally Endangered Lands (Fund GF 080, Subfunds 081, and 082)	650,000
Operating Permit Fees	7,522,000
Other Revenues	810,000
Plan Review Fees	8,817,000
Utility Service Fees	28,500,000
Tag Fees	1,800,000
Interagency Transfer	1,407,000
Transfer from Miami-Dade Aviation Department	<u>500,000</u>
Total	<u>\$78,893,000</u>

<u>Expenditures:</u>	<u>2016-17</u>
Operating Expenditures	\$57,430,000
Administrative Reimbursement	1,525,000
Operating Reserve	<u>19,938,000</u>
Total	<u>\$78,893,000</u>

**OFFICE OF MANAGEMENT AND BUDGET
Mom and Pop Small Business Grants Program
(Fund GF 030, Subfund 041)**

<u>Revenues:</u>	<u>2016-17</u>
Transfer from Countywide General Fund (Fund GF 010, Subfund 010)	<u>\$1,044,000</u>

<u>Expenditures:</u>	<u>2016-17</u>
Board of County Commissioners Mom and Pop Expenditures (13 Commission Districts)	<u>\$1,044,000</u>

**ADMINISTRATIVE OFFICE OF THE COURTS (AOC)
(Fund GF 030, Subfund 042)**

<u>Revenues:</u>	<u>2016-17</u>
Transfer from Countywide General Fund (Fund GF 010, Subfund 010)	\$15,211,000
Grant Funds	295,000
Criminal Court Costs (25% of \$65 surcharge)	372,000
Criminal Court Costs (\$85 surcharge)	1,947,000
Criminal and Civil Court Costs (\$15 surcharge)	<u>4,250,000</u>
 Total	 <u>\$22,075,000</u>

<u>Expenditures:</u>	
Debt Service	\$569,000
Operating Expenditures	<u>21,506,000</u>
 Total	 <u>\$22,075,000</u>

**COMMUNICATIONS
(Fund GF 030, Subfund 043)**

<u>Revenues:</u>	<u>2016-17</u>
Transfer from Countywide General Fund (Fund GF 010, Subfund 010)	\$6,465,000
Transfer from Unincorporated Municipal Services Area General Fund (Fund GF 010, Subfund 010)	2,271,000
Interagency Transfers	10,245,000
Miscellaneous Charges	<u>130,000</u>
 Total	 <u>\$19,111,000</u>

<u>Expenditures:</u>	
Operating Expenditures	<u>\$19,111,000</u>

**MIAMI-DADE POLICE DEPARTMENT (MDPD)
External Police Services Account
(Fund GF 030, Subfund 045)**

<u>Revenue:</u>	<u>2016-17</u>
Carryover	\$781,000
Revenues from Off Duty Police Service	10,766,000
Revenues from Miami-Dade Aviation Department	32,890,000
Revenues from Seaport	10,066,000
Revenues from Public Health Trust	1,299,000
Revenues from MDPD eCrash Program	232,000
Revenues from Diversion Program	170,000
Contractual Payments for MDPD Computer Aided Dispatch System	<u>96,000</u>
 Total	 <u>\$56,300,000</u>

<u>Expenditures:</u>	
Off Duty Police Services Expenses	\$10,766,000
Miami-Dade Aviation Department Police Services	32,890,000
Port of Miami Police Services	10,066,000
MDPD eCrash Program	588,000
Diversion Program	278,000
Diversion Program Reserves	318,000
Jackson Memorial Hospital Police Services	1,299,000
MDPD Computer Aided Dispatch System	<u>95,000</u>
 Total	 <u>\$56,300,000</u>

**MIAMI-DADE POLICE DEPARTMENT (MDPD)
Municipal Police Services Account
(Fund GF 030, Subfund 046)**

<u>Revenues:</u>	<u>2016-17</u>
Town of Cutler Bay Local Police Patrol Services Contractual Payment	\$9,302,000
Town of Cutler Bay Optional Service Payment	<u>280,000</u>
 Total	 <u>\$9,582,000</u>

<u>Expenditures:</u>	
MDPD Local Police Patrol Expenditures for the Town of Cutler Bay	\$9,302,000
MDPD Optional Service Expenditures for the Town of Cutler Bay	<u>280,000</u>
 Total	 <u>\$9,582,000</u>

MIAMI-DADE POLICE DEPARTMENT (MPD)
Municipal Police Services Account
(Fund GF 030, Subfund 047)

<u>Revenues:</u>	<u>2016-17</u>
City of South Miami Optional Service Payment	<u>\$147,000</u>
<u>Expenditures:</u>	
MPDP Optional Service Expenditures for the City of South Miami (School Crossing Guards)	<u>\$147,000</u>

HUMAN RESOURCES
Human Rights and Fair Employment Administration
(Fund GF 030, Subfund 049)

<u>Revenues:</u>	<u>2016-17</u>
Transfer from Countywide General Fund (Fund GF 010, Subfund 010)	\$653,000
Transfer from Unincorporated Municipal Services Area General Fund (Fund GF 010, Subfund 010)	229,000
Federal Grants/Contracts and Interagency Transfer	<u>78,000</u>
Total	<u>\$960,000</u>
<u>Expenditures:</u>	
Operating Expenditures	<u>\$960,000</u>

AUDIT AND MANAGEMENT SERVICES
Internal Operations
(Fund GF 030, Subfund 052, Project 052015)

<u>Revenues:</u>	<u>2016-17</u>
Charges for Audits or Special Studies	<u>\$2,250,000</u>
<u>Expenditures:</u>	
Special Audit Services	<u>\$2,250,000</u>

OFFICE OF MANAGEMENT AND BUDGET
Bond Program Administration
(Fund GF 030, Subfund 054)

<u>Revenues:</u>	<u>2016-17</u>
Building Better Communities Bond Interest	\$498,000
Transfer from Countywide General Fund (Fund GF 010, Subfund 010)	38,000
Transfer from Unincorporated Municipal Services Area General Fund (Fund GF 010, Subfund 010)	<u>13,000</u>
Total	<u>\$549,000</u>
<u>Expenditures:</u>	
Operating Expenditures	<u>\$549,000</u>

OFFICE OF MANAGEMENT AND BUDGET
Grants Coordination
(Fund GF 030, Subfund 054)

<u>Revenues:</u>	<u>2016-17</u>
Transfer from Countywide General Fund (Fund GF 010, Subfund 010)	\$2,470,000
Marketing Revenue	200,000
CRA Reimbursement	53,000
Transfer from Ryan White Grant Program (Fund SO 720, Subfund 720)	<u>119,000</u>
Total	<u>\$2,842,000</u>
<u>Expenditures:</u>	
Operating Expenditures	<u>\$2,842,000</u>

MEDICAL EXAMINER
(Fund GF 030, Subfund 055)

<u>Revenues:</u>	<u>2016-17</u>
Transfer from Countywide General Fund (Fund GF 010, Subfund 010)	\$11,494,000
Service Fees	<u>711,000</u>
Total	<u>\$12,205,000</u>
<u>Expenditures:</u>	
Operating Expenditures	<u>\$12,205,000</u>

**PROPERTY APPRAISER
(Fund GF 030, Subfund 056)**

<u>Revenues:</u>	<u>2016-17</u>
Transfer from Countywide General Fund (Fund GF 010, Subfund 010)	\$39,949,000
Reimbursements from Taxing Jurisdictions	<u>2,749,000</u>
Total	<u>\$42,698,000</u>

<u>Expenditures:</u>	
Operating Expenditures	<u>\$42,698,000</u>

**REGULATORY AND ECONOMIC RESOURCES
Construction, Permitting, and Building Code
(Fund GF 030, Subfund 065, Various Projects)**

<u>Revenues:</u>	<u>2016-17</u>
Transfer from Countywide General Fund (Fund GF 010, Subfund 010)	\$549,000
Transfer from Unincorporated Municipal Services Area General Fund (Fund GF 010, Subfund 010)	537,000
Building Administrative Fees	779,000
Carryover	49,371,000
Code Compliance Fees	3,556,000
Code Fines/Lien Collections	6,894,000
Foreclosure Registry	1,126,000
Contractor's Licensing and Enforcement Fees	1,269,000
Miscellaneous Revenues	38,000
Permitting Trade Fees	27,898,000
Product Control Certification Fees	2,279,000
Construction/Plat Fees	2,286,000
Zoning Revenue	7,179,000
Planning Revenue	749,000
Other Revenue	<u>1,199,000</u>
Total	<u>\$105,709,000</u>

<u>Expenditures:</u>	
Operating Expenditures	\$65,421,000
Administrative Reimbursement	1,650,000
Operating Reserve	<u>38,638,000</u>
Total	<u>\$105,709,000</u>

**VEHICLE FINANCED LEASES
(Fund GF 030, Subfund 101, Various Projects)**

<u>Revenues:</u>	<u>2016-17</u>
Carryover	\$21,386,000
Future Financing	<u>19,364,000</u>
Total	<u>\$40,750,000</u>

<u>Expenditures:</u>	
Departmental Vehicle Purchases (Various)	\$21,077,000
Future Departmental Vehicle Purchases	<u>19,673,000</u>
Total	<u>\$40,750,000</u>

**PARKS, RECREATION AND OPEN SPACES
General Operations and Zoo Miami
(Fund GF 040, Various Subfunds)**

<u>Revenues:</u>	<u>2016-17</u>
Carryover	\$211,000
Transfer from Countywide General Fund (Fund GF 010, Subfund 010)	20,435,000
Transfer from Unincorporated Municipal Services Area General Fund (Fund GF 010, Subfund 010)	27,924,000
Fees and Charges	60,673,000
Transfer from Convention Development Tax (Fund ST 160, Subfund 162)	17,836,000
Transfer of Secondary Gas Tax for Right-of-Way Maintenance	4,203,000
Interdepartmental/Interagency Transfers	4,523,000
Intradepartmental Transfers	<u>10,700,000</u>
Total	<u>\$146,505,000</u>

<u>Expenditures:</u>	
Total Operating Expenditures	\$132,779,000
Distribution of Funds in Trust	80,000
Debt Service Payments	1,861,000
Transfers to Trust Accounts	1,085,000
Intradepartmental Transfers	<u>10,700,000</u>
Total	<u>\$146,505,000</u>

INTERNAL SERVICES
Internal Service Operations
(Fund GF 050, Various Subfunds)

<u>Revenues:</u>	<u>2016-17</u>
Transfer from Countywide General Fund (Fund GF 010, Subfund 010)	\$42,857,000
Transfer from Unincorporated Municipal Services Area General Fund (Fund GF 010, Subfund 010)	15,058,000
Carryover	10,118,000
Internal Service Fees and Charges	203,338,000
Interest Income	5,000
Interagency Transfer	1,052,000
Other Revenues	1,139,000
Fees and Charges for Service	908,000
Municipal Fines	216,000
User Access Fees	10,500,000
Intradepartmental Transfer from SBD (Fund GF 030, Subfund 008)	295,000
Intradepartmental Transfer from Parking (Fund GF 030, Subfund 002)	417,000
Intradepartmental Transfer from Retail (Fund GF 030, Subfund 003)	330,000
Intradepartmental Transfer from Fleet (Fund GF 030, Subfund 001)	235,000
Intradepartmental Transfer from Fleet (Fund GF 030, Subfund 004 and 005)	331,000
Intradepartmental Transfers from Various Subfunds	<u>9,519,000</u>
Total	<u>\$296,318,000</u>

INTERNAL SERVICES

<u>Expenditures:</u>	
Operating Expenditures	\$240,129,000
Reimbursement to County Attorney's Office for Legal Services	4,075,000
Distribution of Municipal ADA Fines	216,000
Distribution of Funds in Trust to the Beacon Tradeport	255,000
Transfer to Capital Outlay Reserve (Fund CO 310)	11,925,000
Transfers to Debt Service (Fund 213, Projects 213428, 213720, 213722, 213723, and 213727)	21,285,000
Transfers to Operating Reserves	2,619,000
Transfer to PROS	40,000
Transfer to General Fund for Countywide Procurement Activities (Fund GF 010, Subfund 010)	4,000,000
Transfer to SBD for Procurement Activities (Fund GF 030, Subfund 008)	2,255,000
Intradepartmental Transfers	<u>9,519,000</u>
Total	<u>\$296,318,000</u>

HUMAN RESOURCES
Benefits Administration
(Fund GF 050, Subfund 051)

<u>Revenues:</u>	<u>2016-17</u>
Transfer from Self Insurance Trust Fund (Fund IS 541)	<u>\$2,659,000</u>

<u>Expenditures:</u>	
Operating Expenditures	<u>\$2,659,000</u>

FINANCE
Internal Service Fund
(Fund GF 050, Subfund 053)

<u>Revenues:</u>	<u>2016-17</u>
Carryover	\$999,000
Cash Management Fees and Other Revenues	2,092,000
Credit and Collections Charges	4,027,000
Transfer from Fund GF 030 for FAMIS/ADPICS	<u>574,000</u>
Total	<u>\$7,692,000</u>

<u>Expenditures:</u>	
Cash Management Operating Expenditures	\$1,888,000
Credit and Collections Expenditures	3,602,000
FAMIS/ADPICS Expenditures	574,000
Transfer to Fund GF 030, Subfund 031, Project 031005	786,000
Transfer to Capital Outlay Reserve (Fund CO 310, Subfund 313)	<u>842,000</u>
Total	<u>\$7,692,000</u>

CLERK OF COURTS
Records Management
(Fund GF 050, Subfund 057)

<u>Revenues:</u>	<u>2016-17</u>
Carryover	\$302,000
Fees and Charges	<u>1,667,000</u>
Total	<u>\$1,969,000</u>

<u>Expenditures:</u>	
Operating Expenditures	<u>\$1,969,000</u>

**INFORMATION TECHNOLOGY
(Fund GF 060, Various Subfunds)**

<u>Revenues:</u>	<u>2016-17</u>
Transfer from Countywide General Fund (Fund GF 010, Subfund 010)	\$23,298,000
Transfer from Unincorporated Municipal Services Area General Fund (Fund GF 010, Subfund 010)	8,184,000
Transfer From State of Florida (SOF) Recording Fee	3,300,000
Charges to Departments for Telephone Services	13,969,000
Transfer From Fund SO 100, Subfund 104, Project 104141	550,000
Proprietary Fees	658,000
Intradepartmental Transfers	13,940,000
Charges to Departments for Services	<u>130,696,000</u>
 Total	 <u>\$194,595,000</u>

<u>Expenditures:</u>	
Operating Expenditures	\$176,507,000
Charges for Telephone Services	13,413,000
Charges to Debt Service (Project 298500)	556,000
Charges to Debt Service (Project 213724)	381,000
Transfer to COR for Cyber Security Debt Service	1,556,000
Transfer to Finance for AP Workflow	<u>2,182,000</u>
 Total	 <u>\$194,595,000</u>

**REGULATORY AND ECONOMIC RESOURCES
Environmentally Endangered Lands Program (EEL)
(Fund GF 080, Subfunds 081 and 082)**

<u>Revenues:</u>	<u>2016-17</u>
Carryover	\$22,284,000
Carryover of Restricted Reserves for Land Management	15,400,000
Reimbursement from Building Better Communities GOB Program	4,907,000
Miscellaneous Reimbursements	899,000
Florida Department of Environmental Protection	200,000
Interest Earnings	<u>100,000</u>
 Total	 <u>\$43,790,000</u>

<u>Expenditures:</u>	
Transfer to Environmental Resources Management (Fund GF 030, Subfund 039)	\$650,000
Land Acquisition	5,407,000
Land Management	3,000,000
Reserves	<u>34,733,000</u>
 Total	 <u>\$43,790,000</u>

**MIAMI-DADE LIBRARY
Operations
(Fund SL 090, Subfunds 091, 092, 093, 095, 099)**

<u>Revenues:</u>	<u>2016-17</u>
Ad Valorem Revenue (Tax Roll: \$230,877,177,404)	\$62,291,000
Carryover	8,967,000
State Aid to Public Libraries	1,000,000
Library Fines and Fees	600,000
Interest Earnings	40,000
Miscellaneous Revenue	<u>154,000</u>
 Total	 <u>\$73,052,000</u>

<u>Expenditures:</u>	
Library Operations	\$64,677,000
Administrative Reimbursement	1,962,000
Capital	4,444,000
Debt Service Payment (Fund SL 090, Subfund 091)	1,814,000
Debt Service Payment (Fund SL 090, Subfund 095)	<u>155,000</u>
 Total	 <u>\$73,052,000</u>

**LAW LIBRARY A
(Fund SO 100, Subfund 102, Project 102001)**

<u>Revenues:</u>	<u>2016-17</u>
Carryover	\$240,000
Criminal Court Costs Fees	372,000
Service Charges	220,000
Occupational License Revenue	<u>80,000</u>
 Total	 <u>\$912,000</u>

<u>Expenditures:</u>	
Operating Expenditures	\$738,000
Operating Reserves	<u>174,000</u>
 Total	 <u>\$912,000</u>

LAW LIBRARY B
(Fund SO 100, Subfund 102, Project 102004)

<u>Revenues:</u>	<u>2016-17</u>
Carryover	\$809,000
Interest	1,000
Total	<u>\$810,000</u>

<u>Expenditures</u>	
Operating Reserves	<u>\$810,000</u>

LEGAL AID SOCIETY
(Fund SO 100, Subfund 103)

<u>Revenues:</u>	<u>2016-17</u>
Transfer from Countywide General Fund (Fund GF 010, Subfund 010)	\$2,421,000
Miscellaneous Revenue	342,000
Civil Pro Bono Program Revenue	173,000
Criminal Court Costs Fees	380,000
State Grants	170,000
Federal Grants	<u>112,000</u>
Total	<u>\$3,598,000</u>

<u>Expenditures:</u>	
Operating Expenditures	<u>\$3,598,000</u>

INFORMATION TECHNOLOGY
800 Megahertz Radio System Maintenance
(Fund SO 100, Subfund 104, Project 104141)

<u>Revenues:</u>	<u>2016-17</u>
Traffic Fines	<u>\$550,000</u>

<u>Expenditures:</u>	
Transfer to Fund GF 060, Subfund 004	<u>\$550,000</u>

JUDICIAL ADMINISTRATION
Driving While License Suspended Traffic School (AOC)
(Fund SO 100, Subfund 106, Project 106003)

<u>Revenues:</u>	<u>2016-17</u>
Carryover	\$1,289,000
Program Income	409,000
Interest	2,000
Total	<u>\$1,700,000</u>

<u>Expenditures:</u>	
Operating Expenditures	\$749,000
Operating Reserves	951,000
Total	<u>\$1,700,000</u>

Court Standby Program (SAO)
(Fund SO 100, Subfund 106, Project 106005)

<u>Revenues:</u>	<u>2016-17</u>
Carryover	\$145,000
Transfer from the Miami-Dade Police Department	142,000
Contribution from Municipal Police Departments	<u>311,000</u>
Total	<u>\$598,000</u>

<u>Expenditures:</u>	
Operating Expenditures	\$557,000
Operating Reserves	41,000
Total	<u>\$598,000</u>

Self Help Unit (AOC)
(Fund SO 100, Subfund 106, Project 106006)

<u>Revenues:</u>	<u>2016-17</u>
Carryover	\$341,000
Program Income	<u>1,090,000</u>
Total	<u>\$1,431,000</u>

<u>Expenditures:</u>	
Operating Expenditures	<u>\$1,431,000</u>

**Miami-Dade County Adult Drug Court (AOC)
(Fund SO 100, Subfund 106, Project 106007)**

<u>Revenues:</u>	<u>2016-17</u>
Carryover	\$145,000
Program Income	3,000
Total	<u>\$148,000</u>

<u>Expenditures:</u>	
Operating Reserves	<u>\$148,000</u>

**Process Servers
(Fund SO 100, Subfund 106, Project 106009)**

<u>Revenues:</u>	<u>2016-17</u>
Carryover	\$291,000
Process Server Fees	190,000
Total	<u>\$481,000</u>

<u>Expenditures:</u>	
Operating Expenditures	\$100,000
Operating Reserves	381,000
Total	<u>\$481,000</u>

**MIAMI-DADE ECONOMIC ADVOCACY TRUST
Teen Court Program
(Fund SO 100, Subfund 106, Project 106129)**

<u>Revenues:</u>	<u>2016-17</u>
Traffic Court Fees	\$818,000
Interest Earnings	1,000
Carryover	319,000
Total	<u>\$1,138,000</u>

<u>Expenditures:</u>	
Teen Court Juvenile Diversion and Intervention Program	\$851,000
Transfer to Fund GF 030, Subfund 020	67,000
Reserves	220,000
Total	<u>\$1,138,000</u>

**INTERNAL SERVICES
Caleb Center Special Revenue Fund
(Fund SO 100, Subfund 107, Project 107032)**

<u>Revenues:</u>	<u>2016-17</u>
Carryover	<u>\$87,000</u>

<u>Expenditures:</u>	
Facility Improvements (Current and Future)	<u>\$87,000</u>

**OFFICE OF INSPECTOR GENERAL
(Fund SO 100, Subfund 108, Project 108000)**

<u>Revenues:</u>	<u>2016-17</u>
Fees for Audits of County Contracts	\$2,975,000
Carryover	2,053,000
Miami International Airport Oversight	500,000
Miami-Dade Water and Sewer Department Oversight	200,000
Miami-Dade Solid Waste Management Oversight	50,000
Miami-Dade Transit Oversight	150,000
Miami-Dade County School Board Oversight	200,000
Total	<u>\$6,128,000</u>

<u>Expenditures:</u>	
Operating Expenditures	<u>\$6,128,000</u>

**COMMISSION ON ETHICS AND PUBLIC TRUST
(Fund SO 100, Subfund 108, Project 108001)**

<u>Revenues:</u>	<u>2016-17</u>
Carryover	\$244,000
Transfer from Lobbyist Trust Fund	65,000
Fees and Charges	<u>70,000</u>
 Total	 <u>\$379,000</u>

<u>Expenditures:</u>	
Operating Expenditures	<u>\$379,000</u>

**MIAMI-DADE FIRE RESCUE
Emergency Management
(Fund SO 100, Subfund 111)**

<u>Revenues:</u>	<u>2016-17</u>
Radiological Emergency Preparedness Agreement with Florida Power and Light	<u>\$346,000</u>

<u>Expenditures:</u>	
Operating Expenditures	<u>\$346,000</u>

**CORRECTIONS AND REHABILITATION
Special Revenue Operations
(Fund SO 110, Subfund 111)**

<u>Revenues:</u>	<u>2016-17</u>
Carryover	\$1,439,000
Social Security Administration Income	698,000
Subsistence and Uniform Fees	1,260,000
Jail Commissary Commission	1,386,000
Law Enforcement Education Fund (Second Dollar Fines)	101,000
Pretrial Volunteer Receipts	40,000
Boot Camp Industries Fees	21,000
Monitored Release Fees	200,000
Food Catering Service Receipts	70,000
 Total	 <u>\$5,215,000</u>

<u>Expenditures:</u>	
Law Enforcement Education	\$265,000
Transfer to Inmate Welfare Trust Fund (Fund 600, Subfund 601)	\$752,000
Transfer to General Fund	\$1,855,000
Other Operating Expenses	138,000
Boot Camp	1,000,000
Debt Service	15,000
Reserves	<u>1,190,000</u>
 Total	 <u>\$5,215,000</u>

**MIAMI-DADE POLICE DEPARTMENT (MPDP)
Special Revenue Operations
(Fund SO 110, Subfund 112)**

<u>Revenues:</u>	<u>2016-17</u>
Carryover	\$862,000
Transfer from Unincorporated Municipal Service Area General Fund (Fund GF 010, Subfund 010)	5,260,000
First Dollar Fines	100,000
Second Dollar Fines	155,000
Law Enforcement Training Traffic Violation Fines	530,000
School Crossing Guard Parking Ticket Surcharge (Transfer from Fund SO 110, Subfund 115)	<u>1,775,000</u>
 Total	 <u>\$8,682,000</u>

<u>Expenditures:</u>	
Education and Training	\$1,647,000
School Crossing Guard Program	<u>7,035,000</u>
 Total	 <u>\$8,682,000</u>

**JUVENILE SERVICES
(Fund SO 110, Subfund 112, Project 112200)**

<u>Revenues:</u>	<u>2016-17</u>
Traffic Ticket Surcharge	<u>\$300,000</u>

<u>Expenditures:</u>	
Juvenile Assessment Center Expenditures	<u>\$300,000</u>

**SCHOOL CROSSING GUARD TRUST FUND
(Fund SO 110, Subfund 115)**

<u>Revenues:</u>	<u>2016-17</u>
Parking Ticket Surcharge for School Crossing Guard Programs	<u>\$2,818,000</u>

<u>Expenditures:</u>	
Transfer to Miami-Dade Police Department (Fund SO 110, Subfund 112)	\$1,775,000
Disbursements to Municipalities	<u>1,043,000</u>
Total	<u>\$2,818,000</u>

**ECONOMIC DEVELOPMENT
(Fund SO 120, Subfund 122)**

<u>Revenues:</u>	<u>2016-17</u>
Local Business Tax Receipts	<u>\$3,515,000</u>

<u>Expenditures:</u>	
Transfer to Beacon Council	<u>\$3,515,000</u>

**CULTURAL AFFAIRS
(Fund SO 125, Subfund 127 and 130)**

<u>Revenues:</u>	<u>2016-17</u>
Carryover	\$2,478,000
Transfer from Countywide General Fund (Fund GF 010, Subfund 010)	9,068,000
Transfer from Tourist Development Tax (TDT) (Fund ST 150, Subfund 151)	5,348,000
Transfer from Tourist Development Tax (TDT) (Fund ST 150, Subfund 152)	87,000
Convention Development Tax Proceeds (Fund ST 160, Subfund 162)	9,167,000
Donations	20,000
Children's Trust Grant	996,000
Other Revenues	2,353,000
Miscellaneous Revenues	65,000
Fees and Charges	<u>370,000</u>
Total	<u>\$29,952,000</u>

<u>Expenditures:</u>	
Administrative Expenditures	\$3,479,000
Grants to/Programs for Artists and Non-Profit Cultural Organizations	14,500,000
South Miami-Dade Cultural Arts Center Operations	5,617,000
Administrative Reimbursement	663,000
Miami-Dade County Auditorium, Joseph Caleb Auditorium, and African Heritage Cultural Arts Center Operations	<u>5,693,000</u>
Total	<u>\$29,952,000</u>

**CULTURAL AFFAIRS
Art in Public Places Program
(Fund SO 125, Subfund 128)**

<u>Revenues:</u>	<u>2016-17</u>
Carryover	\$1,194,000
Miscellaneous Revenues from Proprietary Capital Projects	<u>4,272,000</u>
Total	<u>\$5,466,000</u>

<u>Expenditures:</u>	
Operational Expenditures	\$5,432,000
Administrative Reimbursement	<u>34,000</u>
Total	<u>\$5,466,000</u>

**REGULATORY AND ECONOMIC RESOURCES
STORMWATER UTILITY FUND
(Fund SU 140, Subfund 141)**

<u>Revenues:</u>	<u>2016-17</u>
Carryover	\$23,312,000
Stormwater Utility Fees	<u>31,900,000</u>
Total	<u>\$55,212,000</u>

<u>Expenditures:</u>	
Transfers:	
Stormwater Utility Capital Improvement Program (Fund CO 310, Subfund 316)	\$7,309,000
Debt Service Revenue Fund (Project 211101, 1999 and 2004 Series)	7,252,000
Environmental Resources Management Operations (Fund SU 140, Subfund 142)	8,274,000
Public Works and Waste Management Operations (Fund SU 140, Subfund 143)	19,544,000
Cash Reserve for Future Projects	<u>12,833,000</u>
Total	<u>\$55,212,000</u>

**REGULATORY AND ECONOMIC RESOURCES
Stormwater Utility Program
(Fund SU 140, Subfund 142)**

<u>Revenues:</u>	<u>2016-17</u>
Transfer from Stormwater Utility Fund (Fund SU 140, Subfund 141)	\$8,274,000
<u>Expenditures:</u>	
Environmental Resources Management Operations	\$8,055,000
Administrative Reimbursement	219,000
Total	<u>\$8,274,000</u>

**TRANSPORTATION AND PUBLIC WORKS
Stormwater Utility Program
(Fund SU 140, Subfund 143)**

<u>Revenues:</u>	<u>2016-17</u>
Transfer from Stormwater Utility Fund (Fund SU 140, Subfund 141)	\$19,544,000
<u>Expenditures:</u>	
Public Works and Waste Management Operations	<u>\$19,544,000</u>

**TOURIST DEVELOPMENT TAX
(Fund ST 150, Subfund 151)**

<u>Revenues:</u>	<u>2016-17</u>
Tourist Development Tax	<u>\$26,666,000</u>
<u>Expenditures:</u>	
Advertising and Promotion (Greater Miami Convention and Visitors Bureau)	\$14,431,000
Transfer to Debt Service (Project 205800)	5,185,000
Transfer to Cultural Affairs Council (CAC) (Fund SO 125, Subfund 127)	5,060,000
Transfer to Cultural Affairs Council (CAC) (Fund SO 720, Subfund 721)	125,000
Tourist Development Council (TDC) Grants	1,125,000
Transfer to General Fund for Administrative Reimbursement	432,000
Transfer to Tourist Development Council (TDC) for Administrative Support (Fund SO 125, Subfund 127)	288,000
Transfer to Finance for TDC Administrative Support (Fund GF 030 Subfund 031)	20,000
Total	<u>\$26,666,000</u>

**TOURIST DEVELOPMENT SURTAX
(Fund ST 150, Subfund 152)**

<u>Revenues:</u>	<u>2016-17</u>
Tourist Development Surtax	<u>\$7,883,000</u>
<u>Expenditures:</u>	
Advertising and Promotion (Greater Miami Convention and Visitors Bureau)	\$7,565,000
Transfer to General Fund for Administrative Reimbursement	131,000
Transfer to Tourist Development Council (TDC) for Administrative Support (Fund SO 125, Subfund 127)	87,000
Tourist Development Council Grants	100,000
Total	<u>\$7,883,000</u>

**PROFESSIONAL SPORTS FRANCHISE FACILITY TAX
(Fund ST 150, Subfund 154)**

<u>Revenues:</u>	<u>2016-17</u>
Professional Sports Franchise Facility Tax	<u>\$13,332,000</u>
<u>Expenditures:</u>	
Transfer to Debt Service Fund (Project 205800)	<u>\$13,332,000</u>

HOMELESS TRUST
Operations, Capital, and Reserves
(Fund ST 150, Subfund 150 and 155)

<u>Revenues:</u>	<u>2016-17</u>
Food and Beverage Tax (1%) Proceeds	\$20,849,000
Carryover	11,313,000
Interest Income	32,000
Other Revenues	200,000
Private Sector Contribution	<u>10,000</u>
Total	<u>\$32,404,000</u>

<u>Expenditures:</u>	
Homeless Trust Operations	\$22,248,000
Administrative Reimbursement	64,000
Capital Reserve	3,124,000
Tax Equalization Reserve	4,169,000
Operational Reserve	<u>2,799,000</u>
Total	<u>\$32,404,000</u>

HOMELESS TRUST
Domestic Violence Oversight Board Trust Fund
(Fund ST 150, Subfund 156)

<u>Revenues:</u>	<u>2016-17</u>
Carryover	\$16,649,000
Food and Beverage Tax (1%) Proceeds	<u>3,679,000</u>
Total	<u>\$20,328,000</u>

<u>Expenditures:</u>	
Domestic Violence Shelter Operations	\$2,179,000
2nd Domestic Violence Shelter Construction Reserve	7,304,000
	<u>10,845,000</u>
Total	<u>\$20,328,000</u>

CONVENTION DEVELOPMENT TAX
(Fund ST 160, Subfunds 162 and 164)

<u>Revenues:</u>	<u>2016-17</u>
Convention Development Tax (CDT) Proceeds	\$84,978,000
Convention Development Tax (CDT) SWAP Proceeds	\$4,200,000
Transfer from Shortfall Reserve (Fund ST 160 Subfund 163)	17,811,000
Performing Arts Center Repayment	1,350,000
Basketball Properties- Development Agreement Fees	<u>125,000</u>
Total	<u>\$108,464,000</u>

<u>Expenditures:</u>	
Transfer to Debt Service Fund (Projects 206100, 206300)	\$37,727,000
Payment to the City of Miami Beach	4,500,000
Miami Beach Revenue Sharing Interlocal Agreement	6,080,000
Transfer to Cultural Affairs for Grants (Fund SO 125, Subfund 127)	1,000,000
Performing Arts Center Trust Subsidy	7,650,000
Transfer to Cultural Affairs (South Miami-Dade Cultural Arts Center (Fund SO 125, Subfund 127))	3,235,000
American Airlines Arena-related Costs	6,400,000
Payment to the City of Miami	4,000,000
Transfer to PROS - Tennis Center (Fund GF 040, Subfund 001)	1,000,000
Transfer to Vizcaya Operating Subsidy (Fund EV 450, Subfund 001)	2,500,000
Transfer to Cultural Programs (Museum Operating Grants) (Fund GF 030, Subfund 033)	7,854,000
Performing Arts Center Trust Operating Subsidy	2,800,000
New World Symphony	1,200,000
Transfer to Cultural Affairs for Community-based Cultural Facilities (Fund SO 125, Subfund 127)	1,304,000
Transfer to Capital Reserve Fund	750,000
Transfer to Cultural Affairs for cultural facilities (Fund SO 125, Subfund 127)	3,628,000
Transfer to Parks, Recreation and Open Spaces for Zoo Miami (Fund GF 040, Subfund 008)	<u>16,836,000</u>
Total	<u>\$108,464,000</u>

CONVENTION DEVELOPMENT TAX
(Fund ST 160, Subfunds 163)

<u>Revenues:</u>	<u>2016-17</u>
Shortfall Reserve	<u>\$17,811,000</u>

<u>Expenditures:</u>	
Transfer to Convention and Development Tax (Fund ST 160, Subfund 162)	<u>\$17,811,000</u>

**PEOPLE'S TRANSPORTATION PLAN FUND
(Fund SP 402, Subfunds 402 and 403)**

<u>Revenues:</u>	<u>2016-17</u>
Carryover	\$17,081,000
Transfer for Loan Repayment (Fund ET 411, Subfund 411)	34,195,000
Interest	100,000
Sales Tax Revenue	<u>248,924,000</u>
Total	<u>\$300,300,000</u>
<u>Expenditures:</u>	
Transfer to Miami-Dade Transit Operations (Fund ET 411, Subfund 411)	\$129,441,000
Transfer to Fund 416 / 417 for Miami-Dade Transit Debt Service (Fund 416 and 417)	69,440,000
Transfer to Fund 209, Project 209403 for 2008 Surtax Bond Debt Service	2,722,000
Transfer to Fund 209, Project 209404 for 2009 Surtax Bond Debt Service	8,203,000
Transfer to Fund 209, Project 209405 for 2010 Surtax Bond Debt Service	2,853,000
Transfer to Fund 209, Project 209406 for 2012 Surtax Bond Debt Service	7,446,000
Transfer to Fund 209, Project 209406 for 2015 Surtax Bond Debt Service	3,059,000
Transfer to Public Works (Fund 325)	2,980,000
Transfer to the Citizen's Independent Transportation Trust (Fund ET 420, Subfund 420)	2,479,000
Transfer to Eligible Municipalities	49,785,000
Transfer to New Municipalities	7,468,000
Transfer to Capital Expansion (Fund SP 402, Subfund 404)	10,542,000
Ending Cash Balance	<u>3,882,000</u>
Total	<u>\$300,300,000</u>

**TRANSPORTATION AND PUBLIC WORKS
Operations
(Fund ET 411, Subfund 411)**

<u>Revenues:</u>	<u>2016-17</u>
Carryover	\$11,418,000
Transfer from Fund 402 for MDT Operations	129,441,000
Transfer from Countywide General Fund (Fund GF 010, Subfund 010) for Maintenance of Effort	183,831,000
Transit Fares and Fees	101,956,000
Bus Feeder Support from Tri-Rail	666,000
State Operating Assistance	20,681,000
State Grants - Transportation Disadvantaged Program	5,882,000
Other Revenues	<u>17,018,000</u>
Total	<u>\$470,893,000</u>
<u>Expenditures:</u>	
Operating Expenditures	\$431,636,000
Transfer to Fund 416/417 for MDT Debt Service	827,000
Existing Services Loan Payment to Fund SP 402	34,195,000
South Florida Regional Transportation Authority Operating and Capital Subsidy	<u>4,235,000</u>
Total	<u>\$470,893,000</u>

**Non-Capital Grants
(Fund ET 413, Subfund 413)**

<u>Revenues:</u>	<u>2016-17</u>
State Grants - JPA Urban Corridor Program	\$3,761,000
State Funds	2,653,000
Federal Grant - Bridge Inspection Program	<u>1,034,000</u>
Total	<u>\$7,448,000</u>
<u>Expenditures:</u>	
Transit Grant Program Expenditures	<u>\$7,448,000</u>

TRANSPORTATION AND PUBLIC WORKS
Transit Debt Service
(Funds 416 and 417)

<u>Revenues:</u>	<u>2016-17</u>
Federal Subsidy Receipts (Series 2009B Bonds)	\$3,357,000
Federal Subsidy Receipts (Series 2010B Bonds)	2,521,000
Federal Subsidy Receipts (Series 2010D Bonds)	629,000
Transfer from Fund SP 402 For PTP Debt Service	69,440,000
Transfer from Fund ET 411 for Non-PTP Debt Service	<u>827,000</u>
Total	<u>\$76,774,000</u>

<u>Expenditures:</u>	
General Electric Loan Payment	\$250,000
Series 2008 Transit System Sales Surtax Payments	12,098,000
Series 2009 Transit System Sales Surtax Payments	15,663,000
Series 2010 A & B Transit System Sales Surtax Payments	11,083,000
Series 2012 Transit System Sales Surtax Payments	25,773,000
Series 2015 Transit System Sales Surtax Payments	10,290,000
Series 2010 D Rezoning Bonds	1,425,000
Transfer to Bond Administration (Fund 030, Subfund 031)	<u>192,000</u>
Total	<u>\$76,774,000</u>

OFFICE OF THE CITIZENS' INDEPENDENT TRANSPORTATION TRUST
(Fund ET 420, Subfund 420)

<u>Revenues:</u>	<u>2016-17</u>
Transfer from People's Transportation Plan Fund (Fund SP 402)	<u>\$2,479,000</u>

<u>Expenditures:</u>	
Operating Expenditures	<u>\$2,479,000</u>

SEAPORT
(Fund ES 420, Subfund 001)

<u>Revenues:</u>	<u>2016-17</u>
Carryover	\$59,198,000
Fee and Charges	158,651,000
Florida Department of Transportation Revenues	<u>4,000,000</u>
Total	<u>\$221,849,000</u>

<u>Expenditures:</u>	
Operating Expenditures	\$65,054,000
Security Costs	19,508,000
Administrative Reimbursement	2,100,000
Transfer to Consumer Services - Passenger Transportation Regulation (Fund 030, Subfund 032)	100,000
Transfer to Seaport Bond Service Account (Fund ES 423, Subfund 234)	9,728,000
Transfer to Seaport General Fund (Fund ES 424)	50,072,000
Ending Cash Balance (Reserves)	<u>75,287,000</u>
Total	<u>\$221,849,000</u>

SEAPORT
Bond Service Account (G.O. Bonds)
(Fund ES 423, Subfund 234)

<u>Revenues:</u>	<u>2016-17</u>
Transfer from Port of Miami Revenue Fund (Fund ES 420)	<u>\$9,728,000</u>

<u>Expenditures:</u>	
Principal and Interest Payments	<u>\$9,728,000</u>

SEAPORT GENERAL FUND
(Fund ES 424, Subfund 241)

<u>Revenues:</u>	<u>2016-17</u>
Transfer from Port of Miami Revenue Fund (Fund ES 420)	<u>\$50,072,000</u>

<u>Expenditures:</u>	
Principal and Interest Payments	\$49,322,000
Non-operating Expenditures	<u>750,000</u>
Total	<u>\$50,072,000</u>

**PARKS, RECREATION AND OPEN SPACES
Venetian Causeway Operating Fund
(Fund EN 438, Subfund 001)**

<u>Revenues:</u>	<u>2016-17</u>
Carryover	\$2,591,000
Causeway Toll Revenue	3,138,000
Miscellaneous Revenues	<u>2,000</u>
Total	<u>\$5,731,000</u>
<u>Expenditures:</u>	
Operation and Maintenance	\$1,118,000
Transfer to Capital Fund (Fund EN 438, Subfund 002)	950,000
Transfer to Debt Service (Fund EN 438, Subfund 007)	744,000
Reserve	<u>2,919,000</u>
Total	<u>\$5,731,000</u>

**PARKS, RECREATION AND OPEN SPACES
Venetian Causeway Debt Service Fund
(Fund EN 438, Subfund 007)**

<u>Revenues:</u>	<u>2016-17</u>
Transfer from Operating Fund (Fund EN 438 Subfund 001)	<u>\$744,000</u>
<u>Expenditures:</u>	
Debt Service Payment for FY 2007-08 Sunshine Loan Restructured in Series 2011A Loan	\$171,000
Debt Service Payment for Capital Asset Series 2010 Bonds	422,000
Debt Service Payment for Capital Asset Series 2016 Bonds	<u>151,000</u>
Total	<u>\$744,000</u>

**PARKS, RECREATION AND OPEN SPACES
Rickenbacker Causeways Operating Fund
(Fund ER 430, Various Subfunds)**

<u>Revenues:</u>	<u>2016-17</u>
Carryover	\$6,959,000
Rickenbacker Tolls, Transponders and Other Revenues	9,222,000
Miscellaneous Revenues	<u>148,000</u>
Total	<u>\$16,329,000</u>
<u>Expenditures:</u>	
Causeway Toll Operations and Maintenance	\$2,599,000
Transfer to Causeway Capital Fund (Fund ER 431)	4,319,000
Transfer to Causeway Debt Service Fund (Fund ER 432)	2,857,000
Transfer to Village of Key Biscayne	365,000
Operating Reserve	<u>6,189,000</u>
Total	<u>\$16,329,000</u>

**PARKS, RECREATION AND OPEN SPACES
Rickenbacker Causeway Debt Service Fund
(Fund ER 432, Various Subfunds)**

<u>Revenues:</u>	<u>2016-17</u>
Transfer from Causeway Operating Fund (Fund ER 430)	<u>\$2,857,000</u>
<u>Expenditures:</u>	
Debt Service Payment for FY 2007-08 Sunshine Loan	\$342,000
Debt Service Payment for Capital Asset Series 2010 Bonds	457,000
Debt Service Payment for Rickenbacker Capital Asset Series 2014 Bonds	<u>2,058,000</u>
Total	<u>\$2,857,000</u>

**VIZCAYA MUSEUM AND GARDENS
Operations
(Fund EV 450, Subfund 001)**

<u>Revenues:</u>	<u>2016-17</u>
Transfer from Convention Development Tax (Fund ST 160, Subfund 162)	<u>\$2,500,000</u>
<u>Expenditures:</u>	
Operating Expenditures	<u>\$2,500,000</u>

DEPARTMENT OF SOLID WASTE MANAGEMENT
Waste Collection Operations
(Fund EW 470, Subfunds 470, 471, and 475)

<u>Revenues:</u>	<u>2016-17</u>
Carryover	\$17,463,000
Collection Fees and Charges	144,102,000
Sale of Recyclable Materials	1,763,000
Interest	54,000
Total	<u>\$163,382,000</u>

<u>Expenditures:</u>	
Garbage & Trash Collection Operations	154,839,000
Waste Service Area Non-Ad Valorem Distribution Cost	1,401,000
Transfer to Note Payable (Debt Service Fund 470)	426,000
Transfer to Capital Projects (Fund EF 470, Subfund C10)	1,630,000
Intradepartmental Transfer to Disposal	3,946,000
Reserves	<u>1,140,000</u>
Total	<u>\$163,382,000</u>

DEPARTMENT OF SOLID WASTE MANAGEMENT
Waste Disposal Operations
(Fund EW 490, Subfunds 491, 492, 495, and 499)

<u>Revenues:</u>	<u>2016-17</u>
Carryover	\$173,037,000
Disposal Fees	122,050,000
Transfer Fees	7,869,000
Resources Recovery Energy Sales	6,498,000
Interest	390,000
Utility Service Fee	26,600,000
Intradepartmental Transfer from Collections	<u>3,946,000</u>
Total	<u>\$340,390,000</u>

<u>Expenditures:</u>	
Disposal Operations	\$140,923,000
Transfer to Subfund DS0, Bond Debt Service	15,804,000
Transfer to Capital Projects (Subfunds C10 and RR0)	11,886,000
Reserve	<u>171,777,000</u>
Total	<u>\$340,390,000</u>

JACKSON HEALTH SYSTEMS
County Public Hospital Sales Tax
(Fund SD 510, Subfund 510)

<u>Revenues:</u>	<u>2016-17</u>
Sales Surtax	<u>\$248,924,000</u>

<u>Expenditures:</u>	
Transfer to Jackson Health Systems	<u>\$248,924,000</u>

STATE REVENUE SHARING
(Fund 51-510, Subfund 512)

<u>Revenues:</u>	<u>2016-17</u>
Entitlement as a County	\$60,703,000
Entitlement as a Municipality	<u>48,210,000</u>
Total	<u>\$108,913,000</u>

<u>Expenditures:</u>	
Transfer to Guaranteed Entitlement Revenue Fund (Project 204101)	\$13,626,000
Transfer to Countywide General Fund (Fund GF 010, Subfund 010)	47,077,000
Transfer to UMSA General Fund (Fund GF 010, Subfund 010)	<u>48,210,000</u>
Total	<u>\$108,913,000</u>

**LOCAL GOVERNMENT HALF-CENT SALES TAX
(Fund 51-510, Subfund 513)**

<u>Revenues:</u>	<u>2016-17</u>
Countywide Sales Tax Receipts	\$76,064,000
Unincorporated Municipal Service Area Sales Tax Receipts	88,309,000
Total	<u>\$164,373,000</u>

<u>Expenditures:</u>	
Transfer to Countywide General Fund (Fund GF 010, Subfund 010)	\$76,064,000
Transfer to UMSA General Fund (Fund GF 010, Subfund 010)	88,309,000
Total	<u>\$164,373,000</u>

**MIAMI-DADE COUNTY SELF INSURANCE FUND (HEALTH)
(Fund IS 541, Subfund 001 thru 005)**

<u>Revenues:</u>	<u>2016-17</u>
Employer Contribution	279,875,000
Dependent Premiums	96,544,000
Total	<u>\$376,419,000</u>

<u>Expenditures:</u>	
Medical	\$350,024,000
Dental/Vision	16,932,000
Life	9,463,000
Total	<u>\$376,419,000</u>

**FLORIDA POWER AND LIGHT ELECTRICAL FRANCHISE FEE
(Fund GF 010, Subfund 010)**

<u>Revenues:</u>	<u>2016-17</u>
Franchise Fee	<u>\$30,664,000</u>

<u>Expenditures:</u>	
Transfer to UMSA General Fund (Fund GF 010, Subfund 010)	\$20,000,000
Disbursements to Municipalities	10,664,000
Total	<u>\$30,664,000</u>

**ANIMAL SERVICES DEPARTMENT
Trust Fund
(Fund TF 600, Subfund 022, Project 022111)**

<u>Revenues:</u>	<u>2016-17</u>
Carryover	\$61,000
Donations, Grants, and Other Revenue	38,000
Total	<u>\$99,000</u>

<u>Expenditures:</u>	
Transfer to Fund GF 030, Subfund 022, Project 022111 Reserve	\$39,000
	60,000
Total	<u>\$99,000</u>

**CORRECTIONS AND REHABILITATION
Inmate Welfare Trust Fund
(Fund TF 600, Subfund 601)**

<u>Revenues:</u>	<u>2016-17</u>
Carryover	\$21,000
Other Revenues	11,000
Transfer from Special Revenue Operations (Fund SO 110, Subfund 111)	752,000
Total	<u>\$784,000</u>

<u>Expenditures:</u>	
Operating Expenditures	<u>\$784,000</u>

**PARKS, RECREATION AND OPEN SPACES
Miscellaneous Trust Funds
(Fund TF 600, Subfund 601, Project 608TPR)**

<u>Revenues:</u>	<u>2016-17</u>
Carryover	\$8,200,000
Interest Earnings	15,000
Miscellaneous Revenues and Donations	800,000
Interfund Transfers	<u>1,800,000</u>
Total	<u>\$10,815,000</u>
 <u>Expenditures:</u>	
Pelican Harbor Marina	\$131,000
Miscellaneous Expenditures	1,869,000
Trust Reserves	<u>8,815,000</u>
Total	<u>\$10,815,000</u>

**REGULATORY AND ECONOMIC RESOURCES
Biscayne Bay Restoration and Shoreline Stabilization
(Fund TF 600, Subfund 601, Project 618TDE-618118)**

<u>Revenues:</u>	<u>2016-17</u>
Biscayne Bay Environmental Trust Fund	\$1,250,000
Florida Inland Navigation District	<u>200,000</u>
Total	<u>\$1,450,000</u>
 <u>Expenditures:</u>	
Construction Expenditures	<u>\$1,450,000</u>

**MIAMI-DADE POLICE DEPARTMENT (MDPD)
Miscellaneous Trust Fund
(Fund TF 600, Subfund 601)**

<u>Revenues:</u>	<u>2016-17</u>
Carryover	\$2,592,000
Interest Income	7,000
Miscellaneous	<u>452,000</u>
Total	<u>\$3,051,000</u>
 <u>Expenditures:</u>	
Operating Expenditures	\$726,000
Reserve for Future Expenditures	<u>2,325,000</u>
Total	<u>\$3,051,000</u>

**MIAMI-DADE POLICE DEPARTMENT (MDPD)
Law Enforcement Trust Fund
(Fund TF 600, Subfunds 602, 603, 604)**

<u>Revenues:</u>	<u>2016-17</u>
Carryover	\$15,988,000
Interest Income	28,000
Fines and Forfeitures	<u>3,656,000</u>
Total	<u>\$19,672,000</u>
 <u>Expenditures:</u>	
Miami-Dade Police Department -- Investigative and Special Enforcement	\$9,592,000
Reserve for Future Expenditures	<u>10,080,000</u>
Total	<u>\$19,672,000</u>

**COUNTY TRANSPORTATION TRUST FUND
(Fund 51-510, Subfund 511)**

<u>Revenues:</u>	<u>2016-17</u>
Local Option Six-Cent Gas Tax	\$42,703,000
Capital Improvement Local Option Three-Cent Gas Tax	19,840,000
State Gas Tax	8,609,000
Constitutional Gas Tax (20%)	3,912,000
Constitutional Gas Tax (80%)	15,716,000
"Ninth-Cent" Gas Tax	<u>10,853,000</u>
Total	<u>\$101,633,000</u>
 <u>Expenditures:</u>	
Transfer to Countywide General Fund (Fund GF 010, Subfund 010) for Transportation Expenditures	\$66,077,000
Transfer to Capital Improvements Local Option Gas Tax Fund 337, Subfund 337	19,840,000
Transfer to Secondary Road Program Fund 330 and 331, Subfunds 332, 333, and 334	<u>15,716,000</u>
Total	<u>\$101,633,000</u>

**COMMUNITY ACTION AND HUMAN SERVICES
Operations**

<u>Revenues:</u>	<u>Fund SC 610</u>	<u>Fund SD 611</u>	<u>2016-17</u>
Transfer from Countywide General Fund (Fund GF 010, Subfund 010)	\$16,624,000	\$2,938,000	\$19,562,000
Federal Grants	5,089,000	1,027,000	6,116,000
State Grants	2,088,000	1,186,000	3,274,000
Other Revenues	<u>288,000</u>	<u>75,000</u>	<u>363,000</u>
Total	<u>\$24,089,000</u>	<u>\$5,226,000</u>	<u>\$29,315,000</u>
 <u>Expenditures:</u>			
Operating Expenditures	<u>\$24,089,000</u>	<u>\$5,226,000</u>	<u>\$29,315,000</u>

**COMMUNITY ACTION AND HUMAN SERVICES
(Fund SC 630)**

<u>Revenues:</u>	<u>2016-17</u>
Federal Grants	\$76,865,000
State Grants (FDOT)	328,000
Transfer from Countywide General Fund (Fund GF 010, Subfund 010)	12,390,000
Other Revenues	203,000
Interagency Transfers	<u>1,236,000</u>
Total	<u>\$91,022,000</u>
 <u>Expenditures:</u>	
Operating Expenditures	<u>\$91,022,000</u>

**MIAMI-DADE ECONOMIC ADVOCACY TRUST
Affordable Housing Program
(Fund SC 700, Subfund 700, Project 700003)**

<u>Revenues:</u>	<u>2016-17</u>
Carryover	\$4,471,000
Interest Earnings	5,000
Surtax Loan Payback	2,000
Documentary Stamp Surtax	<u>3,586,000</u>
Total	<u>\$8,064,000</u>
 <u>Expenditures:</u>	
Affordable Housing Operating Expenditures	\$2,531,000
Transfer to the Office of the Executive Director and Administration (Fund GF 030, Subfund 020)	359,000
Reserves	<u>5,174,000</u>
Total	<u>\$8,064,000</u>

**CORRECTIONS AND REHABILITATION
Grants
(Fund SO 720)**

<u>Revenues:</u>	<u>2016-17</u>
Criminal Alien Assistance (Department of Justice)	<u>\$101,000</u>
 <u>Expenditures:</u>	
Operating Expenditures	<u>\$101,000</u>

**DEPARTMENT OF SOLID WASTE MANAGEMENT
Grant Fund
(Fund SO 720)**

<u>Revenues:</u>	<u>2016-17</u>
State Department of Agriculture Mosquito Grant	<u>\$43,000</u>
 <u>Expenditures:</u>	
Mosquito Grant related expenditures	<u>\$43,000</u>

**ELECTIONS
(Fund SO 720, Subfund 720)**

<u>Revenues:</u>	<u>2016-17</u>
Voter Education - Poll Worker Recruitment/Training	<u>\$200,000</u>
 <u>Expenditures:</u>	
Operating Expenditures	<u>\$200,000</u>

REGULATORY AND ECONOMIC RESOURCES
Grant Fund
(Fund SO 720, Subfund 720)

<u>Revenues:</u>	<u>2016-17</u>
State and Federal Environmental Grants	<u>\$3,166,000</u>

<u>Expenditures:</u>	
Operating Expenditures	<u>\$3,166,000</u>

MIAMI-DADE FIRE RESCUE
State Grant Awards
(Fund SO 720, Subfund 720)

<u>Revenues:</u>	<u>2016-17</u>
State EMS Grant	<u>\$380,000</u>

<u>Expenditures:</u>	
Miami-Dade Objectives	\$331,000
City of Miami Fire Rescue Department	31,000
City of Miami Beach Fire Rescue Department	6,000
City of Hialeah Fire Rescue Department	9,000
City of Coral Gables Fire Rescue Department	2,000
Village of Key Biscayne Fire Rescue Department	<u>1,000</u>
Total	<u>\$380,000</u>

MIAMI-DADE FIRE RESCUE
Federal Grant
(Fund SO 720, Subfund 720)

<u>Revenues:</u>	<u>2016-17</u>
SAFER Grant	<u>\$1,000,000</u>

<u>Expenditures:</u>	
Grant Objectives	<u>\$1,000,000</u>

MIAMI-DADE FIRE RESCUE
Urban Search and Rescue
(Fund SO 720, Subfund 720)

<u>Revenues:</u>	<u>2016-17</u>
Federal Emergency Management Grant	<u>\$766,000</u>

<u>Expenditures:</u>	
Grant Objectives	<u>\$766,000</u>

MIAMI-DADE FIRE RESCUE
Emergency Management
(Fund SO 720, Subfund 720)

<u>Revenues:</u>	<u>2016-17</u>
State Grants	\$116,000
Federal Grants	<u>1,730,000</u>
Total	<u>\$1,846,000</u>

<u>Expenditures:</u>	
Operating Expenditures	<u>\$1,846,000</u>

MIAMI-DADE POLICE DEPARTMENT (MDPD)
Operating Grant Fund
(Fund SO 720, Subfund 720)

<u>Revenues:</u>	<u>2016-17</u>
COPS Hiring Program Grant	\$1,288,000
Justice Assistance Grant (JAG) Program	1,029,000
In-Kind Match	30,000
State Grants	744,000
Federal Grants	4,660,000
Intradepartmental Transfer	<u>1,626,000</u>
Total	<u>\$9,377,000</u>

<u>Expenditures:</u>	
COPS Hiring Program Grant	\$2,425,000
Justice Assistance Grant (JAG) Program	480,000
Body Worn Cameras Grant-JAC Program	489,000
Operating Expenditures	<u>5,983,000</u>
Total	<u>\$9,377,000</u>

**JUVENILE SERVICES
Grant Fund
(Fund SO 720, Subfund 720)**

<u>Revenues:</u>	<u>2016-17</u>
Department of Juvenile Justice Grant	\$865,000
Juvenile Justice Diversion Alternative Program	784,000
Juvenile Treatment Alternatives for Safe Communities	354,000
Byrne Grant	<u>143,000</u>
Total	<u>\$2,146,000</u>
<u>Expenditures:</u>	
Operating Expenditures	<u>\$2,146,000</u>

**OFFICE OF MANAGEMENT AND BUDGET
Ryan White Grant Program
(Fund SO 720, Subfund 720)**

<u>Revenues:</u>	<u>2016-17</u>
Ryan White Title I	\$26,500,000
Byrne Grant	<u>100,000</u>
Total	<u>\$26,600,000</u>
<u>Expenditures:</u>	
Administrative Expenditures	\$1,426,000
Intradepartmental Transfer to Administration	77,000
Intradepartmental Transfer to Grants Coordination	119,000
Allocation to Contractual Services	<u>24,978,000</u>
Total	<u>\$26,600,000</u>

**CULTURAL AFFAIRS
State and Federal Grants
(Fund SO 720, Subfund 720 and 721)**

<u>Revenues:</u>	<u>2016-17</u>
Transfer from Tourist Development Tax (TDT) (Fund ST 150, Subfund 151)	\$125,000
State of Florida Artistic Automobile License Tag Revenue	25,000
Carryover	56,000
Other Revenues	<u>103,000</u>
Total	<u>\$309,000</u>
<u>Expenditures:</u>	
Grants to/Programs for Artists and Non-Profit Cultural Organizations	\$25,000
South Florida Cultural Consortium Projects	<u>284,000</u>
Total	<u>\$309,000</u>

**HOMELESS TRUST
Grants
(Fund SO 720, Subfund 723)**

<u>Revenues:</u>	<u>2016-17</u>
U.S. Department of Housing and Urban Development Grants	\$28,648,000
Florida Department of Children and Family Grants	<u>857,000</u>
Total	<u>\$29,505,000</u>
<u>Expenditures:</u>	
Grant Allocations	<u>\$29,505,000</u>

**SPECIAL ASSESSMENT FUNDS
Special Taxing Districts-Administration
(Fund SO 900, Subfund 900)**

<u>Revenues:</u>	<u>2016-17</u>
Special Taxing Districts FY 2016-2017 Assessments - Various Districts	<u>\$2,721,000</u>
<u>Expenditures:</u>	
Special Taxing Districts Administration	<u>\$2,721,000</u>

SPECIAL ASSESSMENT FUNDS
Special Taxing Districts-Lighting
(Fund SO 900, Subfund 901)

Revenues:	2016-17
Carryover -- Lighting Districts	\$910,525
Special Taxing Districts FY 2016-2017 Assessments -- Lighting Districts	<u>8,393,389</u>
Total	<u>\$9,303,914</u>
Expenditures:	
5 STAR Lighting	\$277
A.B. AT TAMIAMI AIRPORT 1 SLIDS	408
A.S.A. SUB TR D	134
A.V. SUB	133
A/R SUB	473
AB @ TAMIAMI TRAIL	73,939
ABACO Lighting	3
ABBRO SUB SLID	798
ABEL HOMES NARANJA VILLAS	1,550
ACAPULCO	3,554
ADRIAN AT TAMIAMI	782
ADVENTURE HMS SLID	20,147
AILEEN SUB	531
AIR PARK INDUSTRIAL SLID	3,950
ALADDIN	1,248
ALCO EST @ ADD 1-5	7,737
ALEXANDRIA ESTATES	3,270
ALI SUB SLID	825
ALINA ESTS	1,814
ALLAPATTAH SLID	33,337
ALLISON ESTS.S.L.I.D.	2,826
ALTURAS BUENA VISTA	376
AMERICAN HOMES 1 ADDITION	10,985
AMERICAN HOMES S.L.I.D.	13,981
AMERICAS AT MILLER SLID	3,796
AMERIHOMES S.L.I.D.	5,550
AMIGO SUB SLID	302
AMORE SUB Lighting	1,451
ANABAH GDN Lighting	578
ANACO EST 1 ADD	1,178
ANACO ESTATES	1,561
ANDERSON HEIGHTS	32,317
ANDOVER	24,920
ANDOVER ADD 1	13,203
ANDRADE SUB.	2,604
ANTA SUB 1	878
ARIEN SUB 1&2	2,132
ARIEN SUB SEC 3	1,172
ARISTOTLE SUB	28,165
ASA SUB	2,103
ASHLY SUB SLID	439
AUTO NATION Lighting	1,355
BALANI SUB	4,345
BARCELONA EST	2,522
BARIMA ESTS.S.L.I.D.	9,267
BBE SUBDIVISION	2,203
BDG KENDALL 162	105
BEACON AT 97 AVENUE	493
BEACON AT DORAL	2,033
BEACON CENTRE S.L.I.D.	21,781
BEACON LKS PHASE 1	5,595
BEL-AIRE	20,500
BELEN ESTS	1,686
BEN GRANOFF PARK SLID	3,615
BENSON LKS SLID	1,934
BENT TREE BRIARCLIFF	711
BENT TREE COM	1,983
BENT TREE SECTION THREE ST LIGHTING-SPEC	3,380
BEVERLY ESTATES ST LIGHTING	11,232
BHM EAST CAMPUS EXPANSION	719
BIARRITZ 2	658
BIARRITZ SUB PH 1	480
BIBAO ESTATES ST LIGHTING	4,681
BIG 5 Lighting	287
BIRD ESTATES S.L.I.D.	2,247
BIRD GDNS Lighting	3,140
BIRD LAKES SO. SEC 4 SLID	5,659
BIRD LAKES SOUTH ADD.3	1,772
BIRD LK SO SEC ONE	5,722
BIRD LK SO SEC THREE	8,352
BIRD ROAD HIGHLANDS	16,342
BIRD ROAD PROP	2,337
BIRD SOUTH	1,515
BISC GARDENS 3RD ADDN	23,815
BISCAYN GARDENS ADD 2	16,084
BISCAYNE	41,707
BISCAYNE DR ESTS	9,880
BISCAYNE GARDENS S.L.I.D.	8,560
BISCAYNE MANINNING SLID	14,792
BISCAYNE MANNING ADD 1	5,498
BISCAYNE PINES	14,708
BISCAYNE PT S Lighting	1,573
BISCAYNE VILLAS SLID	4,993
BISMARCK ESTATES	498
BISMARCK HMS	2,569

BLACK CREEK HOMES	1,932
BLUE HEAVEN LANDING SLID	814
BLUEWATERS	30,343
BMS KENDALL	1,768
BMS-KENDALE LAKES	499
BONITA	7,094
BONITA GOLF 2	2,562
BONITA GOLF Lighting	1,524
BONITA GRAND ESTATES SOUTH	13,377
BRAMAN	429
BRANDON PARK SLID	18,164
BRECKINRIDGE	1,433
BREEZE AT GALLOWAY	4,303
BRGHT MEADOW	6,117
BRIDGEPORT	401
BRISTOL OF KENDALL	191
BRISTOL PK 2	1,245
BRISTOL PT	982
BROWNSVILLE	143,433
BUDDY'S PARADISE	232
BUN PARK S SLID UPGRADE	15,170
BUNCHE PARK	59,265
C.W 144 SUBDIVISION SLIDS	1,874
CADIZ ESTS	710
CALIFORNIA CLUB ESTATES	1,864
CALIFORNIA HILLS SLID	7,550
CAMINO REAL ESTS	4,530
CANERO'S OAK	321
CANTEL W IND Lighting	452
CANTELOPE	5,718
CANTON SUB 1 ADD	1,229
CANTON SUB SLID	3,087
CAPE FLORIDA	9,286
CAPRI HOMES	1,054
CARIBE LKS PH 1	1,328
CARIBE SUB Lighting	1,828
CARLISLE/DORAL	405
CARMICHAEL ESTS.SLID	892
CAROL CITY	357,733
CAROL CITY ADD 1 SLID	1,808
CARTAL SUB	604
CASA LAGO	4,630
CASA LAGO 1 ADD	2,128
CASARIEGO BUSINESS PARK SLIDS	1,197
CASTCANA ESTS	1,461
CASTELLANOS @ CORAL WAY 2	517
CASTILLIAN SUB	528
CAULEY PALASAIDES	875
CEDAR WEST ESTATES	126
CEDAR WEST HMS 2	3,274
CEDAR WEST HOMES 3	9,903
CENAL ESTATES S.L.I.D.	18,212
CENT PK EST	422
CENTRAL CANAL	31,216
CENTRAL HEIGHTS	12,059
CENTRAL MIAMI	13,221
CENTRAL MIAMI ADD 1	10,133
CENTRO VILLA N SLID	2,695
CENTURY BREEZE EAST	509
CENTURY EST /FIRST ADD	19,113
CENTURY GARDENS	23,912
CENTURY GARDENS @ TAMIAMI	7,706
CENTURY GARDENS VILLAGE	3,063
CENTURY PK/VILLA	1,376
CENTURY PRESTIGE	3,828
CHADUSTRY ESTATES	3,031
CHANA ROSE	1,315
CHATEAU ROYAL ESTATES	4,959
CHATEAUBLEAU MANSIONS	2,771
CHEDIAK SUBDIVISION 1ST ADDITION	100
CHILDRENS PLAZA	1,429
CHIU SUB	727
CHRISTIANNE ESTS	891
CHRISTOPHER GDNS	7,503
CHRISTY'S ESTATES	525
CIRCLE CREEK APTS SLIDS	896
CLC SUB	859
CMGD SUB	954
COLONIAL DRIVE	176,698
COLONNADE	7,528
COM PRTNR Lighting	10,977
CORAL BD HMS 1	3,383
CORAL BIRD PH 2	1,678
CORAL HIGHLANDS STREET LIGHTING IMP TAX	13,197
CORAL PINES	26,607
CORAL RF NURSEY Lighting	19,826
CORAL TERRACE-SECTION 1 ST LIGHTING-SPEC	2,611
CORAL TOWN PARK	1,875
CORAL WAY ESTATES	8,417
CORAL WEST HEIGHTS SLID	13,324
CORAL WEST HMS	930
CORDOBA EST S 2 SLID	3,345
CORDOBA EST SEC 1	2,362
CORDOBA EST SEC 4	654
CORSICA PL	26,240
CORSICA SLID	9,730
COSAR SUB Lighting	5,203
COSMOPOLTAN ROADWAY	6,176
COSTA AZUL HOMES	661

COSTA BONITA	354
COSTA DORADA Lighting	951
COSTA LINDA CONDO	1,059
COSTA VERDE SLID	3,853
COSTALL DORAL EAST SLID	5,569
COUNTRY CLUB OF MIAMI ESTATES	37,103
COUNTRY LAKE MANORS SLID	35,602
COUNTRY PK EST	775
COUNTRY PL MALL	134
COUNTRYSIDE @ 1 ADD	16,295
COURTS AT TUSCANY	5,756
COURTS AT TUSCANY NORTH	1,422
COURTS AT TUSCANY PH TWO	1,999
COVENTRY S.L.I.D.	5,438
CRES EST	1,738
CRES SUB SLID	1,423
CRESTVIEW	56,293
CRESTVIEW LKS	13,519
CRESTVIEW LKS 1 & 2 ADD	13,642
CTRY LAK MANOR SEC 2 SLID	49,996
CUDIMAR/BLACK PT MARINA	22,004
CUTLER BAY PALMS	11,016
CUTLER BREEZE	2,215
CUTLER CNTRY GROVES SLID	6,991
CUTLER CTRY GROVE 1ST ADD	15,203
CUTLER LK HMS 1	1,399
CUTLER RIDGE	37,744
CUTLER RIDGE ADD 1	104,720
CVS/CORAL WAY	725
DADELAND FOREST ESTS SLID	904
DADELAND PARK SLID	6,325
DADESKY SUB	3,130
DAILY FIRST	698
DAILY SUB	1,016
DANIELLE PATRICK	2,799
DARLINGTON MANOR	25,186
DATORRE SLID	1,969
DAXAL SUB SLID	10,690
DCP SUBDIVISION	270
DEER CREEK	3,451
DEER CREEK ESTS 1ST ADD	2,742
DEERING PT	2,404
DENIS SUBDIVISION	201
DIGNA GAS	888
DIMARA SUB SLID	815
DIMAURO SUB Lighting	224
DIMENSION/DORAL	599
DOLPHIN VIEW	476
DON ELIAS EST	4,743
DORAL ANTILLES Lighting	32,879
DORAL BREEZE SLIDS	6,881
DORAL COM PK	3,881
DORAL EQUES CTR SLID Lighting	357
DORAL INTL PK	914
DORAL ISLES NORTH SEC 3	763
DORAL LNDG	10,858
DORAL MEADOWS FIRST Lighting	2,012
DORAL N SEC 1@2	18,685
DORAL PARK	30,653
DORAL POINTE	454
DORAL SAVANNAH	3,971
DORAL TERR	3,323
DORANDA SUBDIVISION SLIDS	2,763
DVH ESTATES	11,295
EAGLES POINT FIRST ADD.	1,048
EAGLES POINT SUB.	1,380
EAST GOLF PARK	24,233
EDEN LAKES	3,550
ED-MAR EST	1,331
EFM ESTS SECT 1	45,185
EGRET LKS HMS	1,189
ELISE ESTATES	6,604
EMERALD ISLES	3,992
EMERALD Lighting	1,514
EMERALD LKS ESTS	4,389
EMERALD POINT SLID	1,151
ENCHANTED LAKE	3,309
ENCLAVE/DORAL Lighting	491
ERICA GARDENS	5,716
ESPLANADAS DREAMS	1,772
ESQUERRO EST SLID	2,186
ESTATE HMS	4,678
ESTATE HOME 3 ADD	490
ESTATE HOMES 2ND ADDITION	1,156
ETHEREAL SUB	2,490
EUREKA CREEK SLID	1,990
EVE ESTATES	974
EVERGREEN GARDEN ESTATES	6,577
EXPRESS IND PARK	7,677
FANTASY HOMES SLID	4,355
FANTASY ONE SLID	7,529
FAVA ESTS	1,946
FC SUB	12,504
FEDY ESTATES	660
FEREL SUBDIVISION	406
FERNAL SUB.SLID	1,054
FLAMINGO FARMS ESTS.	6,534
FLAMINGO HOMES	5,793
FLAMINGO VILLAGE	13,105

FLORENCIA ESTS	5,362
FOREST LAKE PARADISE	1,322
FOREST LAKES SLID	43,874
FOREST VIEW SUB.S.L.I.D.	11,708
G.C.CORP.L.A.D.	1,847
GABRIELLA EST	1,169
GALLOWAY EST SLID	1,021
GALLOWAY GLEN	46,478
GARDEN COVE ESTATES	175
GARDEN HILLS MULTI	31,733
GARDEN HILLS WEST	32,336
GARSON SUB SECT ONE SLID	3,022
GASSER SUB	365
GB ESTS. SLID	12,811
GEFEN EQUITY	1,011
GEFEN/MAISEL	468
GEM HOMES	20,666
GENSTAR	2,225
GOLD DREAM ESTS	970
GOLDEN GLADES STREET LIGHTING IMP TAX DI	12,617
GOLDVUE EST	976
GOLF PARK-MINTON MANOR-FAIRMONT	28,622
GORDON ESTS SLID Lighting	1,576
GOULDS	83,854
GRAN CENTRAL SID	72,937
GRANADA HOME ESTATES	960
GRANADA RANCH ESTATES	1,816
GRAND LKES	49,783
GREENDALE SLID	6,514
HABITAT HMS S	3,558
HAILIN MILL PARK VIEW	916
HAINLIN MILL 4	441
HAINLIN REEF NORTH	1,514
HAMMOCK SH 2 ADD	4,271
HAMMOCK SHORES SLID	5,626
HAMMOCKS EST	10,504
HAMPTON APARTMENTS	3,850
HAMPTONS	631
HAPPY FARM ACRES	16,139
HARDIN HAMMOCK	2,223
HARDWOOD VILLAGE SLID	9,615
HARTFORD PL SLID	13,774
HAWKSNEST 1	803
HAWKSNEST Lighting	1,620
HEAVENLY EST	1,657
HELENA HOMES	6,413
HELENA HOMES 1	615
HERMILIO SUBDIVISION	1,331
HETI SUB	329
HGHLND/KNDLL SLID	5,694
HIBISCUS GARDENS	800
HIDDEN GROVE	5,469
HIGHLAND GARDENS	9,699
HIGHLAND LAKES ESTATES ST LIGHTING JMP S	1,111
HIGHLAND SPARLING	38,018
HILDA'S ESTATES SUB	3,028
HILND/KNDL 1	6,591
HMMK SH 3	4,744
HOMESTAR LANDINGS	3,763
HOWARD DRIVE	35,682
HUGHES W SUB Lighting	3,050
HWKNST 2	531
IBIS	1,019
IBIS VILLAS @ DORAL	3,567
INTAG MANOR 1ST ADDITION ST LIGHTING	1,441
INTERIAN HMS	746
INTERLAKEN	1,613
INTERNATIONAL GARDENS	54,730
INTL CORP PK	27,351
ISABELLA ESTATES	635
ISABELLA HOMES SLIDS	873
ISLA MARGARITA AT DORAL	837
ISLANDS @ DORAL	13,037
ISLANDS @ DORAL 1 ADD	39,638
ISLANDS @ DORAL NW	13,489
IVES ESTATES	50,526
JACARANDAS/SUNSET SLID	1,910
JANE PLAZA	1,058
JAR SUB	513
JARGUTI SUBDIVISION SLIDS	5,109
JC KERN ESTATES	7,359
JEANNIE FOREST	3,108
JEFFSN/DORAL Lighting	3,187
JESSLYN SUB	11,658
JUAN DAVID	825
KAISER SUBDIVISION	702
KARENERO	645
KAYLA'S PL	12,703
KENDALAND CENTER	1,897
KENDALL BREEZE	4,565
KENDALL COUNTRY WALK Lighting	11,655
KENDALL HOME DEPOT	770
KENDALL TOWN CENTER	23,856
KENDALLAND	24,787
KENDALLWOOD	10,766
KENELLEN SUB	1,151
KENWOOD ESTATES	944
KESSLER GR 2	6,816
KESSLER GR 3/4	19,112

KESSLER SEC 1	8,379
KEY BISCAYNE #2	8,190
KEYBISCAYNE #1	16,497
KEYSTONE	6,566
KINGDOM DREAMS	6,376
KINGS ESTATES	170
KING'S HOMES	965
KNDL VLG WEST	1,943
KNDL.FAM.1 SLID	11,246
KOKI EST	735
KOKI ESTS 1 ADD	704
KRISTINA ESTATES SLID	14,693
KRIZIA 5 ADD	2,061
KRIZIA SUB 3RD ADD.	1,305
KRIZIA SUB 4 AD	2,772
KRIZIA SUBDIVISION 1 ADD	4,425
LA COSTA AT OLD CUTLER SECTION 2	1,657
LA COSTA/OLD CUTLER SEC 1	3,625
LA ESPADA	2,713
LA JOYA APARTMENTS	3,320
LAFFITTE SUB	1,689
LAGO DEL MAR SLID	34,273
LAGO MAR 1	3,948
LAGO MAR S SLID	4,953
LAGUNA SEC 1/2	34,047
LAKE ARCOLA SLID	8,800
LAKE LUCERNE	19,505
LAKE PARK	6,485
LAKEVIEW S.L.I.D.	31,342
LAROC EST	6,471
LAROC ESTATES	86
LAROSE SUB	777
LAS PALMAS STREET LIGHTING	10,848
LASARUS ON RICHMOND	9,229
LAUREL HILL PARK	11,239
LAURENS POND	3,681
LE CHELLE ESTS	4,855
LE JEUNE TERMINAL SLID	34,145
LE MIRAGE SLID	4,726
LEE MANOR	16,130
LEE MANOR ADD 1 SLID	16,167
LES JAR./SEC GRDN. Lighting	406
LETI SUB	2,054
LETI SUB 1 ADD	1,085
LEYVA SUBDIVISION	1,275
LIBERTY CITY	100,360
LIBERTY HOMES	22,086
LIBERTY PLAZA	5,637
LILANDIA SUB	1,814
LIMEWOOD GROVE S.L.I.D.	22,979
LITTLE GABLES	25,731
LITTLE PLANTATIONS OF MIAMI ST LIGHTING	19,916
LITTLE RIVER ACRES	9,734
LK/TUSCANY PH 1	9,362
LKS BAY SEC 14	11,006
LKS OF AVALON SLID IMP	14,170
LKS/BAY SOUTH COMMONS	61,364
LLANOS/BIRD RD Lighting	1,050
LLAURO SUB Lighting	404
LLG: 149 BIRD Lighting	155
LLG: ALEXA SUB Lighting	299
LLG: BALMORAL Lighting	2,188
LLG: BAROQUE ESTATES Lighting	483
LLG: CASA MATIAS Lighting	5,618
LLG: DIVINE SAVIOUR Lighting	1,819
LLG: DOLPHMAC Lighting	884
LLG: DORAL CONCOURSE Lighting	1,185
LLG: DORAL PUBLIC WORKS FACILITY Lighting	1,496
LLG: ENCLAVE @ BLACKPT MARINA Lighting	20,532
LLG: EUROSUITES AT DORAL Lighting	15,749
LLG: FARMLAND DEVELOPMENT Lighting	567
LLG: FLIGHTWAYS SUB Lighting	2,490
LLG: GOULDS HAMMOCK ESTS Lighting	2,274
LLG: HAMMOCK PLAZA Lighting	800
LLG: ISLANDS AT DORAL TOWNHOME Lighting	1,898
LLG: JACKSON SOUTH COMMUNITY HOSPITAL Lighting	3,715
LLG: KENDALL HAMMOCK SHOP CTR Lighting	998
LLG: KENDALLWOOD IND REPLAT Lighting	7,549
LLG: KEYSTONE WEST Lighting	293
LLG: LAKE FRANCES Lighting	3,719
LLG: LETI SUB THIRD ADD Lighting	666
LLG: LORANT ENTPR/TAMIAMI Lighting	947
LLG: MAGNOLIA LANDING Lighting	4,824
LLG: MANSIONS AT SION Lighting	2,822
LLG: MARTEX BUSINESS/1 ADD Lighting	2,164
LLG: MDPD N DIST STAT Lighting	1,220
LLG: MELODY HOMES Lighting	620
LLG: MIAMI FREE ZONE 2 Lighting	92
LLG: MINGOS GARDEN Lighting	443
LLG: MIRABELLA Lighting	1,575
LLG: MIRASOL SUBDIVISION Lighting	1,571
LLG: NAVA SUBDIVISION Lighting	334
LLG: OAK LANE Lighting	1,929
LLG: PARK CTR BUSINESS PARK Lighting	3,830
LLG: RITA GARDEN - THE CENTER Lighting	339
LLG: RIVIERA PREPARATORY SCHOOL Lighting	3,450
LLG: ROYAL GATE CENTER Lighting	63
LLG: SABINA SHOPPING CENTER Lighting	735
LLG: SANTA BARBARA Lighting	9,037

LLG: SARAH NICOLE ESTS Lighting	190
LLG: SHOMA COUNTRY CLUB Lighting	1,041
LLG: SHOMA HMS/OLD CUTLER PT Lighting	6,909
LLG: SILVIA SUB Lighting	1,750
LLG: SUNSET LAKE TOWNHOMES Lighting	1,704
LLG: SUNSET RESIDENTIAL Lighting	424
LLG: SUNSET SQUARE Lighting	1,757
LLG: SUPERIOR SUBDISION Lighting	429
LLG: TOWN & COUNTRY PROF CTR Lighting	672
LLG: UNITED STORAGE DORAL Lighting	355
LLG: VERANDA SUB Lighting	3,914
LLG: VILLA CASTILLO Lighting	968
LLG: WHISTLING PINES CREEK Lighting	3,662
LLG: WOODSIDE OAKS Lighting	6,615
LLG: ZUMMA SUBDIVISION Lighting	453
LONDON SQUARE	6,404
LOYOLA-WESTBROOKE	5,077
LUISANGEL	655
LUZ ESTELA S	6,012
M.I.C.C.	11,973
MAGNOLIA MANORS SLID	883
MAJESTIC EST	26,848
MAJESTIC HMS SLID	7,709
MAKO SUB	707
MANDARIN LAKES & 1ST ADD.	44,412
MANDY SUBDIVISION	11,700
MANGUS SUB	14,495
MANSION/PINE GLENN Lighting	1,290
MANSION/SUNST2	3,455
MARALEX HMS	11,960
MARBELLA ESTATES	1,238
MARBELLA PARK SLID	4,150
MARDEL ESTATES	3,227
MARFER SUBDIVISION	692
MARGARITA'S ESTATES SLID	4,296
MARIA GDNS	7,603
MARIEN SUB	3,779
MARPI HMS	4,614
MARQUESSA SUB	3,872
MARTA SUB	615
MASHTA ISLAND	3,043
MASTRAPA Lighting	446
MATAH SUBDIVISION	317
MAYITO EST Lighting	248
MAYTE S Lighting	3,509
MAYTE SUB	5,964
MEADOW WD MANOR SEC 8 S	5,298
MEADOW WD MNRS SEC 8 N	3,238
MEADOW WOOD MANOR SEC-4	25,120
MEADOW WOOD MNR. SECT.10	5,902
MEADOWWOOD MANOR SEC.9	10,443
MED SOUTH	17,666
MEDITERRANIA S.L.I.D.	9,241
MELGOR ESTATES	2,768
MELQUIADES SUB	556
MELTON PLAZA Lighting	1,192
MIAMI GARDENS	30,432
MIAMI GARDENS PARK	1,441
MIAMI INT PKWY	6,853
MIAMI INT. BUSN. PARK Lighting	8,887
MICA SUB @ 1 ADD	1,692
MICA SUB 2 ADD	214
MICHELINE SUB. SLID	305
MICHELLE MANOR	4,593
MICHELLE WOODS S.L.I.D.	3,301
MIGDALIA 2 ADD	427
MIGDALIA SUB SLID	1,555
MILLENIUM	781
MILLER COVE	4,469
MILLER COVE 1ST ADD	3,343
MILLER GLEN SUB SLID	4,768
MILLER GROVE	321
MILLER LAKE	3,159
MILLER SOUTH	1,371
MILLERS LANDING	737
MILON VENTURE	39,890
MILYA	448
MIMI SUB	1,634
MINDI SUB	1,560
MIRACLE W	2,210
MIRACLE W 1 ADD	436
MIRANA IND PK	1,657
MIRELDA ESTATES S.L.I.D.	7,910
MITCHELL LAKE	4,054
MITO	2,091
MONACO EST.FIRST ADD.	6,500
MONACO ESTATES S.L.I.D.	3,489
MONACO/MILLER Lighting	948
MONASTERIO ES SE 1	4,115
MONASTERIO SEC 2	909
MONASTERIO SUB.S.L.I.D.	2,332
MONIQUE	2,061
MOODY DR EST	7,986
MOODY DR EST 1	2,927
MOTHER OF CHRIST	1,083
MUNNE ESTATES S.L.I.D.	3,531
MUNNE ROYAL HOMES SLID	5,983
MUSTANG RANCH	5,835
MY FIRST HOME SLID	4,585

MYSTIC FOREST	530
MYSTIC FOREST 2	610
MYSTIC PLACE Lighting	633
NARANJA GARDENS	11,507
NARANJA LAKES	13,477
NARANJA PARK	14,439
NAROCA ESTATES SLID	10,333
NATALIE HMS SLID	3,501
NELFER SUB.SLID	2,618
NELIA SUB Lighting	480
NELMAR SUB SLID	1,128
NELSAY PLAZA	613
NICOI	1,105
NICOLLE SUB	2,544
NILO ESTATES	2,454
NILO SUB	2,320
NITO EST SUB	1,567
NO DADE CTY CLUB SLID	53,342
NO LAKE PARK	1,766
NOMAR ESTATES Lighting	1,450
NORTH COUNTY	247,888
NORTH LAKE COMMERCE	1,612
NORTH PALM ESTATES	9,302
NORTHWEST SHORES	44,797
NOVEMBER HEIGHTS	1,420
NUNEZ ESTS SLID	401
NUNEZ HOMES	662
NYURKA EST	740
OAK CRK SLID	9,352
OAK CRK SO	8,595
OAK PARK EST. SEC. 1 SLID	9,509
OAK PARK SLID	26,746
OAK RDG VILLA SLID	1,770
OAK RIDGE 1 ADD Lighting	1,528
OAK RIDGE FALLS	1,609
OAK RIDGE FALLS 2	1,813
OAK SOUTH ESTATE	10,323
OAKLAND ESTATES	5,950
OAKLAND PARK	12,979
OAKS AND PINES	1,464
OAKS SOUTH	9,692
OLD COUNTRY RD ESTS	1,745
OLD CUTLER APT	1,981
OLD CUTLER FOREST	2,880
OLD CUTLER HMS	1,273
OLIVIA'S SUBDIVISION	1,230
OZAMBELA SUBDIVISION	428
P.I.ESTATES S.L.I.D.	5,231
P.V.C.SUB.SLID	1,340
PA CORAL REEF	4,444
PA SUNSET	1,773
PALACE 1 ADD	691
PALAPALA	2,801
PALM SPRG EST	9,967
PALM SPRINGS NO UNDERGROUND	16,067
PALM SPRINGS NORTH	64,137
PALMAS/BOSQUE 1 ADD	882
PALMETTO LKS IND	52,297
PARK LK 1-4	8,614
PARK LK MEADOW 3	4,034
PARK LK MEADOWS 6	4,024
PARK LKS MEADOW 4-5	4,427
PARK SHORES	26,291
PARK VIEW CONDOMINIUM	2,989
PARK VIEW ESTATES	93
PARKVIEW TH PH1	662
PAUL MARKS SLID	8,035
PEACHTREE LANE	7,660
PEACOCK PT	1,054
PEDRO ALBERTO SUB.	1,449
PELICAN BAY/OLD CUTLER LK	24,146
PELICAN PT Lighting	2,958
PENA SUB SLID	2,258
PERAL SUBDIVISION	5,670
PETERSON	4,257
PETE'S PLACE	3,563
PINE MANOR	3,462
PINE NEDLE E 5	279
PINE NEEDLE EAST SLID	292
PINEWOOD MANOR STREET LIGHTING-SPECIAL T	5,261
PINEWOOD PARK	23,733
PINEWOOD PARK EXTENSION	26,730
PK LK	8,496
PLAZA DEL PARAISO	1,556
PLEASURE VILLAGE SO SLID	2,741
POINCIANA LKS Lighting	442
PONCE EST	8,293
PONCE EST SEC 2	6,373
PRECIOS FOREST HOMES	4,282
PRECIOUS EXECUTIVE	4,831
PRECIOUS HOMES/LAKES BAY	1,752
PRES ESTS Lighting	2,751
PRESERVE/DORAL	960
PRINCE/PEACE	1,691
PRINCETONIAN	46,981
PUERTO BELLO Lighting	744
PUNTA GORDA EST	1,567
PVC 1	672
PVC EST	1,697

PVC ESTS 1 ADD	228
QUIRCH SUB	3,569
R.J. KATZ SLID	8,330
RAAS 2	1,238
RAAS SUBDIVISION SLID	2,244
RAM COMMERCIAL	319
RAMA PARK	6,841
RED GDN Lighting	3,526
REDLAND EAST	432
REDLAND EAST 1ST ADDITION	115
REDLANDS COLONIAL ESTATES	186
REDLANDS COVE	974
REDLANDS EDGE S.L.I.D.	1,262
REDLANDS EST	5,166
REDLANDS FOREST	3,211
RENAISSANCE EST	9,367
RENEGADE SUB SLID	3,377
RES/DORAL Lighting	2,350
RESERVE AT DORAL WEST	3,929
RICHLND EST	10,105
RICHMD HM 1 AD	1,985
RICHMOND HEIGHTS	87,308
RICHMOND HEIGHTS ADD 1	27,325
RICHMOND HOMES SLID	3,116
RIEUMONT ESTATES	4,118
RIVENDELL	6,790
RIVENDELL EAST	3,780
RIVERBEND S.L.I.D.	21,181
RIVERDALE	14,540
RIVERIA W SLID	1,950
RIVERSIDE	5,620
RIVIERA GRAND ESTATES	2,631
RIVIERA SOUTH SLID	1,925
RIVIERA TRACE	7,912
ROEL SUBDIVISION S.L.I.D.	2,516
ROGER HOMES S.L.I.D.	6,650
ROLLING OAKS STREET LIGHTING IMP TAX DIS	10,580
ROSE GLEN	4,185
ROSEWOOD HOMES	1,765
ROSMONT SUB 3	338
ROYAL CUTLER ESTS SLID	3,465
ROYAL LND EST Lighting	1,692
ROYAL LND Lighting	8,391
ROYALE GREEN SECTION ONE	30,527
ROYALE GREEN TOWNHOUSE	39,636
ROYALTON SUBD	5,638
RUSTIC LAKES ADD I SLID	4,413
RUSTIC LAKES SLID	2,597
SAB SUB	307
SABAL PALM	48,708
SABLE PALM ESTATES	6,013
SABRINA TWINHOMES SUB.	2,425
SALCINES SUB	68
SALMA LAKES	6,640
SAMINIK SUB.	2,559
SAN DENIS SAN PEDRO Lighting	10,773
SAN DIEGO SUB 1ST ADD	1,204
SAN MARINO Lighting	2,169
SAN VALENTIN	938
SANTA MONICA EST	584
SARCO	1,155
SAVANNAH LNDG	1,269
SCHENLEY PARK	9,014
SCOTT LAKE MANOR	52,417
SCOTT LAKE MANOR EAST	140,990
SELLA SUB	5,935
SEVILLA HEIGTS	2,370
SHARON EST.SLID	3,125
SHIRTEE 1/2	611
SHOMA EST MULTI	25,216
SHOMA/COUNTRY CLUB 1	3,261
SHOMA/KENDALL SLID	7,747
SHOMA/TAMIAMI 2 SLID	15,398
SHOMAR SUBDIVISION SLID	1,477
SHOPS AT 107	914
SHOREWAY SUB	31,481
SHRADERS HAVEN	147
SIERRA	43,094
SIGNATURE Lighting	542
SILVER PALM EAST AND WEST	33,424
SILVER PALM HOMES	19,550
SILVER PALM LAKE	11,490
SILVER PALM PLANTATION	1,409
SILVER PALMS PARK	2,196
SINOS EST Lighting	438
SION ESTATES	1,287
SKY LAKE ADD 1 SLID	6,252
SKY LAKE HOMES	6,940
SKY LAKE HOMES 2ND ADD	2,259
SKY LAKES	38,204
SNAPPER CREEK PARK	12,714
SNNYVW SUB	5,237
SOFIA ESTATES	183
SOTO MANSIONS	3,804
SOUTH GATE	3,436
SOUTH INDIAN SUBDIVISION	210
SOUTH MIAMI HEIGTS	368,328
SOUTH POINT	880
SOUTH POINT FIRST ADD	229

SOUTH POINTE COVE	955
SOUTH SPRINGS HOMES SLID	3,290
SOUTHVIEW	798
SOUTHWEST SEC 2 ADD 1 SLID	2,627
SOUTHWEST SEC. 1	311,465
SOUTHWEST SECTION 2	24,211
SOUTHWIND PNT SLID	3,304
SPAIN LK MULTI	8,967
SPANISH GDNS VILLAS	1,831
SPICEWOOD	29,923
SPRING WEST EST	1,627
STAR HIGH	698
STAR LAKES	5,302
STD PW A&S INDUSTRIAL PARK SLIDS	8,275
STD PW BMS OJUS SLIDS	11,602
STD PW CARIBEAN PALMS SLIDS	8,111
STD PW CHEDIAK SUBDIVISION SLIDS	868
STD PW CUTLER COUNTRY ESTATES SLIDS	1,584
STD PW GRAND MANOR VILLAS SLIDS	1,004
STD PW LAKESIDE COMMERCIAL PARK	454
STD PW LUZ MARINA ESTATES	459
STD PW PAN AMERICAN WEST PARK	2,991
STD PW POTAMKIN SUBDIV SLIDS	1,207
STD PW SION ESTATES FIRST ADDITION	825
STD PW SOUTH ALLAPATTAH CENTER SLIDS	2,353
STD PW VESSEL	4,937
STD PW VICTORIA BAY ESTATES	2,623
STD PW WEST WINDS ESTATES SLIDS	7,569
STEPHANIE SUBD. 1ST ADD.T	1,131
STEPHANIE'S SUBD	1,147
STEPHENS MANOR	13,419
STONEY BROOK	8,443
STRAWBERRY FIELD HMS SLID	10,613
STUART INT	1,080
SUMMERWIND Lighting	1,994
SUNRISE COMMONS	1,351
SUNSET APT	11,490
SUNSET COVE	1,385
SUNSET FARMS	1,963
SUNSET HARBOUR SEC 6 SLID	1,978
SUNSET HOMES STREET LIGHTING IMP TAX DIS	6,028
SUNSET LK EST 1/2	2,234
SUNSET LK EST Lighting	1,413
SUNSET PARK	45,263
SUNSET POINTE	1,369
SUNSET WEST SLID	31,036
SUNSHINE STATE IND PARK	44,812
SUNSWEPT ISLE	7,295
SUPERIOR HM ETS SLID	8,007
SUPERIOR TRACE	1,945
SUSSYAN SUB	327
SYLVIA Lighting	538
T & F SUBDIVISION	4,382
TABOR SLID Lighting	432
TALLAMODY	16,188
TAMIAMI GEFEN IND PK	3,936
TAMIAMI IND PK	271
TAMIAMI LAKES	36,287
TAMIAMI MARKET	673
TERRY ENTERPRISE	1,656
THE FALLS SLID	10,744
THE HAMMOCKS	101,955
THE LAKES SLID	11,997
THE MANSIONS AT SUNSET	8,431
THOUSAND PINES ST LIGHT	7,362
TIFFANY/SUNSET	241
TORREMOLINOS STREET LIGHTING-SPECIAL TAX	1,339
TOWN PARK ADD 1	4,941
TOWN PARK ESTATES	25,400
TRADITION AT KENDALL	350
TRANSAL CORP	4,570
TRANSAL SERV PK	1,390
TRUVAL GDNS SLID	551
TRUVAL W SUB SLID	469
TUSCAN LK VILLAS	2,012
TUSCANY PLACE	4,242
TUSCANY VILLAS WEST	1,467
TWIN HOMES ESTATES STREET LIGHTING IMP T	2,464
TWIN LAKES	52,065
TWIN LK SHORE	4,897
UNIVERSITY MANOR	14,072
V @ Q HOLDINGS SUB	639
VALENCIA GROVE Lighting	6,225
VALENCIA GRV EST	11,948
VANESSA RANCH	9,513
VANY SUBDIVISION	701
VECIN 1 ADD	1,046
VEGA CORAL WAY SUB	429
VENETIAN ACRES SLID	8,608
VENETIAN LK	5,052
VENEZIA HOMES ESTS SLID	9,513
VILLA ESPERANZA Lighting	1,816
VILLA REAL Lighting	454
VILLA SEVILLA S.L.I.D.	5,100
VILLA/BARCELONA	291
VILLAGE GREEN	68,035
VILLAGE GREEN UNDERGROUND	17,553
VILLAGES OF HOMESTEAD	42,407
VILLAS/CAMPO SUB	17,692

VINTAGE ESTATES	1,585
VIRGINIA ESTATES	228
VISCAYA VILLAS Lighting	1,038
VISTA SUBDIVISION SLID	9,976
VISTA TRACE	4,273
VITRAN AT NARANJA ESTATES	4,140
VITRAN HMS AT MORNINGSIDE	5,592
VTL SUB SLID	1,059
W DADE LAND	1,326
W DADE SUB	790
W KENDALL BEST	19,462
W LKE EST SUB	6,081
WALMART/HIALEAH	4,244
WATERSEEDGE	1,959
WDL D SUB	1,618
WEITZER 2	3,071
WEITZER HMOCKS HOMES SLID	14,635
WEITZER KILLIAN PL SLID	2,890
WEITZER S LK EST	3,145
WEITZER SERENA LKS	8,549
WEST CHERRY GROVE ST LIGHTTING	5,185
WEST DORAL LAKES	4,914
WEST FLAGLER ESTATES	3,612
WEST LITTLE RIVER EST	16,416
WEST PERRINE	53,798
WESTBROOKE	4,774
WESTBROOKE ADD 3	5,401
WESTBROOKE GARDENS	13,548
WESTBROOKE-ADDITION 5 ST LIGHTING-SPECIA	2,901
WESTCHESTER	178,297
WESTCHESTER PARK SLID	1,970
WESTGATE GARDENS	15,469
WESTPOINTE SLID	9,917
WESTWIND LAKES	51,702
WESTWOOD MANOR	5,766
WINSTON PARK STREET LIGHTING IMP TAX DIS	109,523
WITTMAN	184,864
WONDERLY Lighting	14,730
WOODLANDS	4,032
YASAMIN SUB	203
ZAC SUB SLID	1,072
ZAMORA'S GROVE	1,042
ZAMORA'S GROVE 1ST ADD	198
ZENTENO SUB	713
ZOE MILLER	850
Total	<u>\$9,303,914</u>

SPECIAL ASSESSMENT FUNDS
Special Taxing Districts - Security Guards
(Fund SO 900, Subfund 905)

Revenues:	2016-17
Carryover -- Security Guard Districts	\$209,982
Special Taxing Districts FY 2016-2017 Assessments -- Security Guard Districts	<u>13,012,018</u>
Total	<u>\$13,222,000</u>

Expenditures:	
ALLISON ISLAND	\$225,000
BAY HEIGHTS SEC GD	365,000
BELLE MEADE	227,000
BELLE MEADE IS.	229,000
BISCAYNE BEACH	227,000
BISCAYNE POINT	234,000
BRICKELL FLAGLER PLAZA SG	226,000
COCOPLUM PHASE 1	274,000
COVENTRY SECURITY	222,000
DAVIS PONCE ROV PATROL	279,000
DEVONWOOD	209,000
EASTERN SHORES 1ST ADD	136,000
EASTERN SHORES SEC GD	295,000
ENCHANTED LAKE	449,000
ENTRADA SEC GD	230,000
FAIRHAVEN ROV PATROL	128,000
FOUR WAY LODGE EST SEC GD	208,000
GABLES BY THE SEA	452,000
HAMMOCK LAKES SEC GD	219,000
HAMMOCK OAKS HARBOR	215,000
HAMMOCK/LAKE BANYON DR.	190,000
HIGHLAND GARDENS	217,000
HIGHLAND LAKES	438,000
KEYSTONE POINT	645,000
KINGS BAY SEC GD	225,000
LAKES BY THE BAY S. COMMONS	434,000
MIAMI LAKES LOCH L.	425,000
MIAMI LAKES SECTION 1	244,000
MORNINGSIDE SEC GD	488,000
N DADE C.C./ANDOVER	431,000
NATOMA ROV PATROL	51,000
NO BAY ISLAND SEC	224,000
OAK FOREST ROVING	418,000
OAK FOREST STATIONARY	446,000
OLD CUTLER BAY	506,000
PALM & HIBISCUS IS.	608,000
PINE BAY ESTATES	175,000
ROYAL OAKS EAST	396,000

ROYAL OAKS SECTION 1	410,000
SABAL PALM ROVING PATROL	122,000
SANS SOUCI	346,000
SNAPPER CREEK LAKES	252,000
STAR ISLAND	258,000
SUNRISE HARBOR SEC GD	<u>224,000</u>

Total \$13,222,000

SPECIAL ASSESSMENT FUNDS
Special Tax Districts - Landscape Maintenance
(Fund SO 900, Subfund 906)

Revenues: **2016-17**

Carryover -- Landscape Maintenance Districts \$1,245,562
Special Taxing Districts FY 2016-2017 Assessments -- Landscape Maintenance Districts 5,008,363

Total \$6,253,925

Expenditures:

Air Park Industries	\$25,776
Alco Estates and Additions 1-5	19,771
Alexandria Estates	10,552
Allison Estates	13,244
Aristotle Subdivision	74,281
Balani	15,550
Biscayne Drive Estates	18,018
Bonita Golf View	19,250
Bonita Grand Estates S	22,693
Camino Real Estates and First Addition	12,816
Candlewood	26,266
Capri Homes	10,543
Casa Lago	13,352
Casa Lago First Addition	13,958
Cedar West Homes 2	19,398
Cedar West Homes 3	20,955
Century Estates and First Addition	97,275
Chadustry Estates	8,484
Chateau Royal	26,704
Christopher Gardens	31,672
Colonnade	46,695
Coral West Homes	9,098
Corsica	41,631
Corsica Place	48,981
Cosmopolitan Roadway	25,135
Countryside and First Addition	127,473
Crestview Lakes	32,402
Cutler Bay Palms	29,548
CVS-167	13,645
Danielle Patrick	10,838
Deer Creek Estates First Addition	5,691
Dolphin	610,989
Doral Park	406,782
Doral Isles	252,021
DVH Estates	24,091
East Oakmont	8,367
Eden Lake	19,976
Emerald Lakes Estates	20,615
Erica Gardens	41,925
Evergreen	20,870
Fava Estates	6,205
Flamingo Homes	17,978
Florencia Estates	11,488
Forest Lakes	240,220
Forest View	11,017
Free Zone	16,718
Garden Hills Subdivision	156,997
Garden Hills West	89,773
Genstar	18,395
Goulds Hammock Estates	12,661
Grand Lakes	266,079
Hainlin Reef	7,671
Helena Homes	10,724
Highland Lake	13,310
Hilda's Estates Subdivision	5,588
Homestar Landings	14,959
Interian Homes	4,733
Jarguti Subdivision	7,975
JC Kern Estates	41,649
Joanna Estates	10,450
Jordan's Landing	21,847
Kendale Lakes	624,698
Kendalland	135,454
Keystone	15,855
Kingdom Dreams	72,988
Kings Estates	11,547
Lake Hilda	22,724
Lake Patricia	22,145
Laroc Estates	15,567
Lauren's Pond	17,721
Ledrew Estates	13,105
Limewood Grove	139,800
Mangus Subdivision	81,007
Marpi Homes	41,415
Mediterranean	13,614
Melody Homes	6,124
Miller Cove	28,067
Miller Cove First Addition	11,462

Miller Lake	28,135
Milon Venture	144,621
Moody Drive	27,387
Moody Drive Estates 1st Addition	19,071
Naranja Gardens	22,986
North Palm Estates	14,083
Oakland Estates	18,131
Oaks South Estates	52,513
Old Cutler Homes	15,451
Olivia's Subdivision	6,116
Park Lakes	28,719
Park Lakes by the Meadows Phase 3	3,641
Park Lakes by the Meadows Phase Six	8,414
Park Lakes by the Meadows Phases 4-5	20,585
Pete's Place	21,287
Ponce Estates	41,772
Ponce Estates Section Two	20,182
Precious Executive Homes	12,766
Precious Forest Homes	29,289
Renaissance Estates	25,711
Renaissance Ranches	27,038
Rieumont Estates	11,657
Royal Harbour Yacht Club	17,831
Royal Landing Estates	9,631
Royal Landing Multipurpose	14,151
Sable Palms Estates	51,260
San Denis San Pedro Estates	46,786
Santa Barbara	42,963
Sella Subdivision	22,974
Shoma Home Estates	99,621
Shoreway Subdivision	90,477
Sinos Estates	7,372
Skylake Gulf Club	28,962
South Kendall Estates	12,611
Sunset Cove	10,454
Superior Subdivision	5,262
Valencia Grove Estates	24,789
Venetian Lake	18,766
Watersedge	14,796
West Kendall Best	112,525
Westwind Lakes	403,132
Wonderly Estates	37,128
Woodlands	16,410
Zamora's Grove	9,403
Total	<u>\$6,253,925</u>

SPECIAL ASSESSMENT FUNDS
Special Tax Districts - Road Maintenance
(Fund CO 910, Subfund 910)

Revenues:	<u>2016-17</u>
Special Taxing Districts FY 2016-2017 Assessments -- Road Maintenance Districts	<u>\$144,000</u>
Expenditures:	
Les Chalets II	\$18,000
Hibiscus Island	125,000
Sans Souci Natural Gas Pipeline	<u>1,000</u>
Total	<u>\$144,000</u>

**MIAMI-DADE AVIATION DEPARTMENT
Revenue Fund**

<u>Revenues:</u>	<u>2016-17</u>
Carryover	\$80,591,000
Miami International Airport	832,527,000
Tamiami Airport	2,494,000
Opa-Locka Airport	5,373,000
Homestead Airport	427,000
Training and Transition Airport	55,000
Transfer from Improvement Fund	<u>85,000,000</u>
 Total	 <u>\$1,006,467,000</u>
 <u>Expenditures:</u>	
Miami International Airport	\$481,069,000
Tamiami Airport	1,048,000
Opa-Locka Airport	1,507,000
Homestead Airport	358,000
T & T Airport	<u>316,000</u>
 Subtotal Operating Expenditures	 <u>\$484,298,000</u>
 Transfer to Other Funds:	
Sinking Fund	\$322,555,000
Reserve Maintenance	30,000,000
Improvement Fund	<u>87,283,000</u>
 Subtotal Transfers to Other Funds	 <u>\$439,838,000</u>
 Operating Reserve/Ending Cash Balance	 <u>\$82,331,000</u>
 Total	 <u>\$1,006,467,000</u>

**MIAMI-DADE AVIATION DEPARTMENT
Interest & Sinking Fund**

<u>Revenues:</u>	<u>2016-17</u>
Carryover	\$175,000,000
Transfer from Revenue Fund	322,555,000
PFC Revenues	63,000,000
Interest Earnings	<u>4,000,000</u>
 Total	 <u>\$564,555,000</u>
 <u>Expenditures:</u>	
Debt Service - Principal	\$112,650,000
Debt Service - Interest	275,905,000
Transfer to Improvement Fund	1,000,000
Ending Cash Balance	<u>175,000,000</u>
 Total	 <u>\$564,555,000</u>

**MIAMI-DADE AVIATION DEPARTMENT
Double Barrel Bonds**

<u>Revenues:</u>	<u>2016-17</u>
Carryover	\$36,900,000
Transfer from Improvement Fund	15,432,000
Interest Earnings	<u>300,000</u>
 Total	 <u>\$52,632,000</u>
 <u>Expenditures:</u>	
Payment of DB Bonds Debt Service	\$15,432,000
Ending Cash Balance (Reserve for Claims)	<u>37,200,000</u>
 Total	 <u>\$52,632,000</u>

**PUBLIC HOUSING AND COMMUNITY DEVELOPMENT
Public Housing Operations Fund**

<u>Revenues:</u>	<u>2016-17</u>
Rental Income	\$18,100,000
Interest Income	5,000
Miscellaneous Operating Revenues	2,265,000
Public Housing Subsidy	36,369,000
Federal Grants	<u>8,187,000</u>
 Total	 <u>\$64,926,000</u>
 <u>Expenditures:</u>	
Operating Expenditures	\$55,264,000
Transfer to Central Office Cost Center Fund	9,646,000
Reserves	<u>16,000</u>
 Total	 <u>\$64,926,000</u>

**PUBLIC HOUSING AND COMMUNITY DEVELOPMENT
Central Office Cost Center (COCC) Fund**

<u>Revenues:</u>	<u>2016-17</u>
Miscellaneous Revenue	\$208,000
Transfer from Public Housing Operations Fund	<u>9,646,000</u>
Total	<u>\$9,854,000</u>
<u>Expenditures:</u>	
Central Office Operations	\$9,716,000
Reserves	<u>138,000</u>
Total	<u>\$9,854,000</u>

**PUBLIC HOUSING AND COMMUNITY DEVELOPMENT
Section 8 Housing Choice Voucher**

<u>Revenues:</u>	<u>2016-17</u>
Housing Assistance Payments	\$158,355,000
Section 8 Administrative Fee	23,659,000
Miscellaneous Revenues	<u>6,000</u>
Total	<u>\$182,020,000</u>
<u>Expenditures:</u>	
Section 8 Program Administration	\$13,537,000
Section 8 Housing Assistance Payments	158,308,000
Reserves	<u>10,175,000</u>
Total	<u>\$182,020,000</u>

**PUBLIC HOUSING AND COMMUNITY DEVELOPMENT
Housing and Community Development Funds**

<u>Revenues:</u>	<u>2016-17</u>
Carryover	\$201,877,000
Community Development Block Grant (CDBG) FY 2016 Entitlement	8,669,000
Documentary Stamp Surtax	40,000,000
Emergency Shelter Grant	985,000
Program Income	5,119,000
HOME Investment Partnerships Program Entitlement FY 2016	1,813,000
State Housing Initiative Partnership Program (SHIP) FY 2016 Entitlement	5,140,000
Loan Repayments	7,999,000
Interest on Investments	178,000
Loan Servicing Fees	1,143,000
Rental Assistance Payment	1,600,000
Miscellaneous Revenue	<u>783,000</u>
Total	<u>\$275,306,000</u>
<u>Expenditures:</u>	
Administration CDBG and HOME	\$6,666,000
Operating and Programmatic Expenditures	50,050,000
Transfer to Capital Outlay Reserve (Fund CO 310) for Debt Service	976,000
Reserves	<u>217,614,000</u>
Total	<u>\$275,306,000</u>

**PUBLIC HOUSING AND COMMUNITY DEVELOPMENT
Targeted Urban Areas
U.S. HUD Economic Development Initiatives Section 108 Loan**

<u>Revenues:</u>	<u>2016-17</u>
Loan Repayments	<u>\$2,142,000</u>
<u>Expenditures:</u>	
Transfer to Debt Service	<u>\$2,142,000</u>

**PUBLIC HOUSING AND COMMUNITY DEVELOPMENT
Brownsfields Economic Development Initiative
U.S. HUD Section 108 Loan**

<u>Revenues:</u>	<u>2016-17</u>
BEDI Carryover	<u>\$848,000</u>
<u>Expenditures:</u>	
Payment to Debt Service (Project 292900)	\$154,000
Debt Service Reserve	<u>694,000</u>
Total	<u>\$848,000</u>

**MIAMI-DADE WATER AND SEWER
Revenue Fund**

<u>Revenues:</u>	<u>2016-17</u>
Operating:	
Water Production	\$291,445,000
Wastewater Disposal	363,918,000
Other Revenues	<u>27,980,000</u>
Subtotal Operating Revenues	<u>\$683,343,000</u>
Non-operating:	
Interest Income (Net of Changes in Non-Cash Items)	\$1,502,000
FY 2016-17 Cash Requirement per Bond Ordinance	68,551,000
Receipt from County General Fund - Partial Payment 2012 Loan	5,000,000
Subtotal Non-Operating Revenues	<u>\$75,053,000</u>
Transfer From Other Funds:	
Total	<u>\$758,396,000</u>
<u>Expenditures:</u>	
Operating:	
Water Production	\$174,526,000
Wastewater Disposal	236,278,000
Administrative Reimbursement	19,024,000
Capital Funding:	
Renewal and Replacement	80,000,000
Fire Hydrant Fund (Net of \$1,000,000 Transfer to Fire Department)	<u>2,469,000</u>
Subtotal Operating Expenditures	<u>\$512,297,000</u>
Non-operating:	
FY 2016-17 Cash Requirement per Bond Ordinance	<u>\$71,638,000</u>
Total Debt Service Requirements (Including interest earnings)	<u>\$173,286,000</u>
Transfer to Other Funds	<u>\$1,175,000</u>
Total	<u>\$758,396,000</u>

**MIAMI-DADE WATER AND SEWER
Debt Service Fund**

<u>Revenues:</u>	<u>2016-17</u>
FY 2016-17 Debt Service Fund Requirement	\$118,665,000
Transfer from Revenue Fund	173,286,000
Interest Earnings	<u>9,500,000</u>
Total	<u>\$301,451,000</u>
<u>Expenditures:</u>	
Debt Service Payments	\$182,786,000
FY 2016-17 Debt Service Fund	<u>118,665,000</u>
Total	<u>\$301,451,000</u>

**MIAMI-DADE WATER AND SEWER
General Reserve Fund**

<u>Revenues:</u>	<u>2016-17</u>
Carryover	\$39,091,000
Transfer from Revenue Fund	<u>1,175,000</u>
Total	<u>\$40,266,000</u>
<u>Expenditures:</u>	
Ending Cash Balance	<u>\$40,266,000</u>

**MIAMI-DADE WATER AND SEWER
Rate Stabilization Fund**

<u>Revenues:</u>	<u>2016-17</u>
Carryover	<u>\$30,534,000</u>
<u>Expenditures:</u>	
Ending Cash Balance	<u>\$30,534,000</u>

**MIAMI-DADE WATER AND SEWER
Water and Wastewater State Revolving Loan Fund**

<u>Revenues:</u>	<u>2016-17</u>
Water State Revolving Loan Proceeds	<u>\$4,426,000</u>
<u>Expenditures:</u>	
Transfer to Water and Wastewater Capital Improvement Fund	<u>\$4,426,000</u>

JACKSON HEALTH SYSTEMS
Operating Budget
Including Funded Depreciation

<u>Revenues:</u>	<u>2016-17</u>
Transfer from Countywide General Fund (Fund GF 010, Subfund 010) for Maintenance of Effort	\$175,413,000
County Health Care Sales Surtax	248,924,000
Net Patient Service Revenue	1,211,521,000
Other Operating Revenues excluding JMH Health Plan Revenue	134,453,000
Other Non-Operating Revenue	48,509,000
Cash Carryover Available for Operations	<u>216,267,000</u>
 Total*	 <u>\$2,035,087,000</u>
 Operating Expenses excluding JMH Health Plan Purchase of Services	 \$1,819,189,000
Depreciation/Transfer to Capital	50,000,000
Principal Payments	5,816,000
Reduction in Accounts Payable	10,341,000
Cash for Unanticipated Expenses/Carryover in FY 2017-18	<u>149,741,000</u>
 Total	 <u>\$2,035,087,000</u>

*Total Revenues include adjustments for uncollectible accounts, contractual allowances, and the 95% adjustment required by State

Notes: The Public Health Trust provides for inmate medical services in compliance with all applicable laws and requirements. The above budget includes \$33.8 million reimbursement to the County for the Trust's share of the County's Medicaid liability; \$850,000 for the County Attorney's Office; \$6.9 million for Community Health of South Florida, Inc.; \$1.133 million for the Miami Dade Health Department and \$529,580 in salary reimbursement for County staff at the Trust.

**CAPITAL BUDGET
APPROPRIATION SCHEDULES**

DEBT SERVICE FUND
General Obligation Bonds

General Obligation Bonds – Fund 201
Fund Type: D1 – Subfund: 2A1
Interest and Sinking Fund

Project: 201100

<u>Revenues:</u>	<u>2016-17</u>
Ad Valorem – Countywide (Tax Roll: \$251,444,037,914)	<u>\$6,950,000</u>
<u>Expenditures:</u>	
Principal Payments on Bonds	\$6,101,000
Interest Payments on Bonds	845,000
Arbitrage Rebate Computation Services	<u>4,000</u>
Total	<u>\$6,950,000</u>

Safe Neighborhood Park Program Bonds

General Obligation Bonds – Fund 201
Fund Type: D1 – Subfund: 2A1
Interest and Sinking Fund

Project: 201117

<u>Revenues:</u>	<u>2016-17</u>
Ad Valorem – Countywide (Tax Roll: \$251,444,037,914)	<u>\$5,745,000</u>
<u>Expenditures:</u>	
Principal Payments of Bonds	\$2,390,000
Interest Payments on Bonds	3,336,000
Transfer to Bond Administration (Fund 030, Subfund 031)	15,000
Arbitrage Rebate Computation Services	<u>4,000</u>
Total	<u>\$5,745,000</u>

Building Better Communities Program Bonds

General Obligation Bonds – Fund 201
Fund Type: D1 – Subfund: 2A1
Interest and Sinking Fund

Project: 201119

<u>Revenues:</u>	<u>2016-17</u>
Ad Valorem – Countywide (Tax Roll: \$251,444,037,914)	\$75,346,000
Programmed Cash Reserve	<u>17,850,000</u>
Total	<u>\$93,196,000</u>
<u>Expenditures:</u>	
Principal Payments on Bonds	\$23,705,000
Interest Payments on Bonds	69,239,000
Transfer to Bond Administration (Fund 030, Subfund 031)	232,000
Arbitrage Rebate Computation Services	<u>20,000</u>
Total	<u>\$93,196,000</u>

General Obligation Bonds (Public Health Trust)

General Obligation Bonds – Fund 201
Fund Type: D1 – Subfund: 2A1
Interest and Sinking Fund

Project: 201120

<u>Revenues:</u>	<u>2016-17</u>
Ad Valorem – Countywide (Tax Roll: \$251,444,037,914)	<u>\$7,502,000</u>
<u>Expenditures:</u>	
Principal Payments on Bonds	\$1,925,000
Interest Payments on Bonds	5,554,000
Transfer to Bond Administration (Fund 030, Subfund 031)	19,000
Arbitrage Rebate Computation Services	<u>4,000</u>
Total	<u>\$7,502,000</u>

Fire Rescue District Bonds

Special Obligation Bonds – Fire Rescue District – Fund 203
Fund Type: D3 – Subfund: 2F1
Fire Rescue District Series “2014” – Debt Service Fund

Project: 203101

<u>Revenues:</u>	<u>2016-17</u>
Ad Valorem – Fire Rescue District (Tax Roll: \$140,871,793,499)	\$1,003,000
Programmed Cash Reserve	590,000
Interest on Deposits and Investments	<u>1,000</u>
Total	<u>\$1,594,000</u>

<u>Expenditures:</u>	
Principal Payments on Bonds	\$940,000
Interest Payments on Bonds	113,000
Reserve for Future Debt Service	533,000
Transfer to Bond Administration (Fund 030, Subfund 031)	3,000
Other General and Administrative Expenses	2,000
Arbitrage Rebate Computation Service	<u>3,000</u>
Total	<u>\$1,594,000</u>

Guaranteed Entitlement

Special Obligation Bonds – Guaranteed Entitlement – Fund 204
Fund Type: D4 – Subfund: 2G1
Guaranteed Entitlement Revenue Fund

Project: 204101

<u>Revenues:</u>	<u>2016-17</u>
Total Guaranteed Entitlement Receipts (Transfer from State Revenue Sharing - Fund 51-510, Subfund 512)	<u>\$13,628,000</u>

<u>Expenditures:</u>	
Transfers to Bond Service Account: Series 2007 Bonds (Project 204614)	<u>\$13,628,000</u>

Special Obligation Bonds – Guaranteed Entitlement – Fund 204
Fund Type : D4 – Subfund: 2G7
Guaranteed Entitlement Refq. Series “2007” – Bond Service Account

Project: 204614

<u>Revenues:</u>	<u>2016-17</u>
Interest Earnings	\$10,000
Programmed Cash Reserve	2,297,000
Transfer from Revenue Account (Project 204101)	<u>13,628,000</u>
Total	<u>\$15,935,000</u>

<u>Expenditures:</u>	
Principal Payment on Bonds – Series 2007	\$12,345,000
Interest Payments on Bonds – Series 2007	1,281,000
Reserve for Future Debt Service	2,272,000
Transfer to Bond Administration (Fund 030, Subfund 031)	34,000
General Administrative Services	1,000
Arbitrage Rebate Computation Services	<u>2,000</u>
Total	<u>\$15,935,000</u>

Professional Sports Franchise Tax Bonds

Special Obligation Bonds – Prof. Sports Franchise Tax - Fund 205
Fund Type: D5 - Subfund: 2S8
Prof. Sports Franchise Tax – Revenue Fund

Project: 205800

<u>Revenues:</u>	<u>2016-17</u>
Transfer from Tourist Development Tax (Fund ST 150; Subfund 151)	\$5,185,000
Transfer from Professional Sports Franchise Tax Revenue (Fund 150, Subfund 154)	<u>13,332,000</u>
Total	<u>\$18,517,000</u>

<u>Expenditures:</u>	
Transfer to Debt Service Fund - Series 2009A (Project 205901)	\$2,000
Transfer to Debt Service Fund – Series 2009 B (Project 205911)	372,000
Transfer to Debt Service Fund – Series 2009 C (Project 205921)	10,168,000
Transfer to Debt Service Fund – Series 2009 D (Project 205931)	357,000
Transfer to Debt Service Fund - Series 2009E (Project 205941)	4,735,000
Transfer to Project 214104 (SO Notes 08A- Crandon Clubhouse)	639,000
Transfer to Surplus Fund (Project 205804)	<u>2,244,000</u>
Total	<u>\$18,517,000</u>

Special Obligation Bonds – Prof. Sports Franchise Tax – Fund 205
Fund Type: D5 – Subfund: 2S8
Prof. Sports Franchise Tax Refunding – Surplus Fund/Shortfall Reserve

Project: 205804

Revenues:	2016-17
Interest Earnings	\$45,000
Transfer from Revenue Fund (Project 205800)	2,244,000
Programmed Cash Reserve	<u>17,700,000</u>
Total	<u>\$19,989,000</u>

Expenditures:	
Reserve for Future Debt Service	<u>\$19,989,000</u>

Special Obligation Bonds – Prof. Sports Franchise Tax – Fund 205
Fund Type: D5 – Subfund: 2S9
Prof. Sports Franchise Tax Refunding – Series "2009A" Debt Service Fund

Project: 205901

Revenues:	2016-17
Transfer from Revenue Fund (Project 205800)	<u>\$2,000</u>

Expenditures:	
Arbitrage Rebate Computation Services	<u>\$2,000</u>

Special Obligation Bonds – Prof. Sports Franchise Tax – Fund 205
Fund Type: D5 – Subfund: 2S9
Prof. Sports Franchise Tax Refunding – Taxable Series "2009B" Debt Service Fund

Project: 205911

Revenues:	2016-17
Programmed Cash Carryover	\$185,000
Transfer from Revenue Fund (Project 205800)	<u>372,000</u>
Total	<u>\$557,000</u>

Expenditures:	
Interest Payment on Bonds	\$370,000
Reserve for Future Debt Service	185,000
Transfer to Bond Administration (Fund 030, Subfund 031)	1,000
Arbitrage Rebate Computation Services	<u>1,000</u>
Total	<u>\$557,000</u>

Special Obligation Bonds – Prof. Sports Franchise Tax – Fund 205
Fund Type: D5 – Subfund: 2S9
Prof. Sports Franchise Tax Revenue – Series "2009C" Debt Service Fund

Project: 205921

Revenues:	2016-17
Programmed Cash Reserve	\$7,388,000
Transfer from Revenue Fund (Project 205800)	<u>10,168,000</u>
Total	<u>\$17,556,000</u>

Expenditures:	
Principal Payment on Bonds	\$5,395,000
Interest Payment on Bonds	3,986,000
Reserve for Future Debt Service	8,148,000
Transfer to Bond Administration (Fund 030, Subfund 031)	23,000
Arbitrage Rebate Computation Services	2,000
Other General and Administrative Expenses	<u>2,000</u>
Total	<u>\$17,556,000</u>

Special Obligation Bonds – Prof. Sports Franchise Tax – Fund 205
Fund Type: D5 – Subfund: 2S9
Prof. Sports Franchise Tax Revenue – Taxable Series "2009D" Debt Service Fund

Project: 205931

<u>Revenues:</u>	<u>2016-17</u>
Programmed Cash Reserve	\$177,000
Transfer from Revenue Fund (Project 205800)	<u>357,000</u>
Total	<u>\$534,000</u>

<u>Expenditures:</u>	
Interest Payment on Bonds	\$354,000
Reserve for Future Debt Service	177,000
Transfer to Bond Administration (Fund 030, Subfund 031)	1,000
Arbitrage Rebate Computation Services	<u>2,000</u>
Total	<u>\$534,000</u>

Special Obligation Bonds – Prof. Sports Franchise Tax – Fund 205
Fund Type: D5 – Subfund: 2S9
Prof. Sports Franchise Tax Revenue – Variable Rate Series "2009E" Debt Service Fund

Project: 205941

<u>Revenues:</u>	<u>2016-17</u>
Programmed Cash Reserve	\$1,665,000
Transfer from Revenue Fund (Project 205800)	4,735,000
Interest Earnings	<u>2,000</u>
Total	<u>\$6,402,000</u>

<u>Expenditures:</u>	
Interest Payment on Bonds	\$3,322,000
Reserve for Future Debt Service	1,670,000
Transfer to Bond Administration (Fund 030, Subfund 031)	8,000
Arbitrage Rebate Computation Services	2,000
Other General and Administrative Expenses (LOC and Remarketing)	<u>1,400,000</u>
Total	<u>\$6,402,000</u>

Special Obligation Bonds – Prof. Sports Franchise Tax – Fund 205
Fund Type: D5 – Subfund: 2S9
Prof. Sports Franchise Tax – Series "2009" – Reserve Fund

Project: 205951

<u>Revenues:</u>	<u>2016-17</u>
Programmed Surety Bond Reserve (Non-Cash)	<u>\$21,934,000</u>

<u>Expenditures:</u>	
Reserve for Future Debt Service	<u>\$21,934,000</u>

Convention Development Tax Bonds

Special Obligation and Refunding Bonds – (CDT) – Fund 206
Fund Type: D5 – Subfund: 2P1
Spec. Oblig. & Refg. Bonds (CDT) – Series "1996A & B" – Revenue Fund

Project: 206100

<u>Revenues:</u>	<u>2016-17</u>
Transfer – Convention Development Tax Trust (Fund 160, Subfund 162)	<u>\$3,109,000</u>

<u>Expenditures:</u>	
Transfer to Debt Service Fund: Series 1996B Bonds (Project 206201)	<u>\$3,109,000</u>

Special Obligation and Refunding Bonds – (CDT) – Fund 206
Fund Type: D5 – Subfund 2P2
Spec. Oblig. & Refg. Bonds (CDT) – Series “1996B” – Debt Service Fund

Project: 206201

<u>Revenues:</u>	<u>2016-17</u>
Programmed Cash Reserve – Series 1996B	\$1,548,000
Transfer from Revenue Fund – CDT Receipts (Project 206100)	<u>3,109,000</u>
Total	<u>\$4,657,000</u>
<u>Expenditures:</u>	
Interest Payments on Bonds	\$3,096,000
Reserve for Future Debt Service-Series 1996B	1,548,000
Transfer to Bond Administration (Fund 030, Subfund 031)	8,000
Trustee/Paying Agent Services & Fees	3,000
Arbitrage Rebate Computation Services	<u>2,000</u>
Total	<u>\$4,657,000</u>

Special Obligation and Refunding Bonds – (CDT) – Fund 206
Fund Type: D5 – Subfund 2P2
Spec. Oblig. & Refg. Bonds (CDT) – Series “1996B” – Reserve Fund

Project: 206202

<u>Revenues:</u>	<u>2016-17</u>
Programmed Surety Bond Reserve (Non-Cash)	<u>\$16,579,000</u>
<u>Expenditures:</u>	
Reserve for Future Debt Service	<u>\$16,579,000</u>

Special Obligation and Refunding Bonds – Fund 206
Fund Type: D5 – Subfund: 2P3
Special Obligation & Refg. Bonds – (CDT) – Series “2012A and 2012B” – Revenue Fund

Project: 206300

<u>Revenues:</u>	<u>2016-17</u>
Tax Receipts - Omni Tax Increment Account	\$1,430,000
Transfer – Convention Development Tax Trust (Fund 160, Subfund 162)	34,618,000
CDT SWAP Receipts	<u>4,200,000</u>
Total	<u>\$40,248,000</u>
<u>Expenditures:</u>	
Transfers to Debt Service Fund:	
Series 2005A Bonds (Project 206601)	\$5,436,000
Series 2005B Bonds (Project 206602)	2,660,000
Series 2012A Bonds (Project 206703)	8,404,000
Series 2012B Bonds (Project 206705)	10,664,000
Series 2012B SWAP (Project 206705)	4,200,000
Series 2016A Bonds (Project 206707)	3,999,000
Sunshine State Loan Project 298500 - for PAC	1,002,000
Sunshine State Loan Project 298502 - for PAC	2,849,000
Sunshine State Loan Project 298503 - for PAC	<u>1,034,000</u>
Total	<u>\$40,248,000</u>

Subordinate Special Obligation and Refunding Bonds – (CDT) – Fund 206
Fund Type: D5 – Subfund: 2P6
Subordinate Spec. Oblig. & Refg. Bonds – (CDT) – Series “2005A” - Debt Service Fund

Project: 206601

<u>Revenues:</u>	<u>2016-17</u>
Programmed Cash Carryover	\$2,710,000
Transfer from Revenue Fund - (Project 206300)	<u>5,436,000</u>
Total	<u>\$8,146,000</u>
<u>Expenditures:</u>	
Interest Payments on Series 2005A Bonds	\$5,420,000
Reserve for Future Debt Service – Series 2005A	2,710,000
Arbitrage Rebate Computation Services	2,000
Transfer to Bond Administration (Fund 030, Subfund 031)	<u>14,000</u>
Total	<u>\$8,146,000</u>

Subordinate Special Obligation and Refunding Bonds – (CDT) – Fund 206
Fund Type: D5 – Subfund: 2P6
Subordinate Spec. Oblig. & Refg. Bonds – (CDT) – Series “2005B” - Debt Service Fund

Project: 206602

<u>Revenues:</u>	<u>2016-17</u>
Programmed Cash Carryover	\$1,326,000
Transfer from Revenue Fund - (Project 206300)	<u>2,660,000</u>
Total	<u>\$3,986,000</u>
<u>Expenditures:</u>	
Interest Payments on Series 2005B Bonds	\$2,651,000
Reserve for Future Debt Service – Series 2005B	1,326,000
Arbitrage Rebate Computation Services	2,000
Transfer to Bond Administration (Fund 030, Subfund 031)	<u>7,000</u>
Total	<u>\$3,986,000</u>

Subordinate Special Obligation and Refunding Bonds – (CDT) – Fund 206
Fund Type: D5 – Subfund: 2P6
Subordinate Spec. Oblig. & Refg. Bonds – (CDT) – Series “2005B” - Reserve Fund

Project: 206603

<u>Revenues:</u>	<u>2016-17</u>
Programmed Surety Bond Reserve (Non-Cash)	<u>\$16,753,000</u>
<u>Expenditures:</u>	
Reserve for Future Debt Service - Non Cash	<u>\$16,753,000</u>

Subordinate Special Obligation and Refunding Bonds – (CDT) – Fund 206
Fund Type: D5 – Subfund: 2P7
Subordinate Spec. Oblig. Bonds – (CDT) – Series “2009”

Project: 206701

<u>Revenues:</u>	<u>2016-17</u>
Programmed Cash Reserve	\$115,000
Interest Earnings	<u>18,000</u>
Total	<u>\$133,000</u>
<u>Expenditures:</u>	
Arbitrage Rebate Computation Services	\$2,000
Reserve for Future Debt Service - Cash	<u>131,000</u>
Total	<u>\$133,000</u>

Subordinate Special Obligation and Refunding Bonds – (CDT) – Fund 206
Fund Type: D5 – Subfund: 2P6
Subordinate Spec. Oblig. & Refg. Bonds – (CDT) – Series “2009” - Reserve Fund

Project: 206702

<u>Revenues:</u>	<u>2016-17</u>
Programmed Cash Reserve	<u>\$9,121,000</u>
<u>Expenditures:</u>	
Reserve for Future Debt Service	<u>\$9,121,000</u>

Special Obligation and Refunding Bonds – Fund 206
Fund Type: D5 – Subfund: 2P8
Special Obligation & Refunding Bonds – (CDT) – Series “2012A” Debt Service Fund

Project: 206703

<u>Revenues:</u>	<u>2016-17</u>
Programmed Cash Reserve – Series 2012A – Omni	\$4,219,000
Interest Earnings	60,000
Transfer from Revenue Fund (Project 206300)	<u>8,404,000</u>
Total	<u>\$12,683,000</u>
<u>Expenditures:</u>	
Interest Payments on Bonds	\$8,439,000
Reserve for Future Debt Service – Series 2012A	4,219,000
Arbitrage Rebate Computation Services	2,000
Transfer to Bond Administration (Fund 030, Subfund 031)	21,000
Other General and Administrative Expenses	<u>2,000</u>
Total	<u>\$12,683,000</u>

Subordinate Special Obligation and Refunding Bonds – (CDT) – Fund 206
Fund Type: D5 – Subfund: 2P8
Subordinate Spec. Oblig. & Refg. Bonds – (CDT) – Series “2012A” - Reserve Fund

Project: 206704

<u>Revenues:</u>	<u>2016-17</u>
Programmed Cash Reserve	<u>\$23,646,000</u>

<u>Expenditures:</u>	
Reserve for Future Debt Service - Cash	<u>\$23,646,000</u>

Subordinate Special Obligation and Refunding Bonds – (CDT) – Fund 206
Fund Type: D5 – Subfund: 2P8
Subordinate Spec. Oblig. & Refg. Bonds – (CDT) – Series “2012B” - Debt Service Fund

Project: 206705

<u>Revenues:</u>	<u>2016-17</u>
Programmed Cash Reserve – Series 2012B	\$7,413,000
Transfer from Revenue Fund – (Project 206300)	10,664,000
Transfer from Revenue Fund – CDT SWAP (Project 206300)	4,200,000
Interest Earnings	<u>5,000</u>
Total	<u>\$22,282,000</u>

<u>Expenditures:</u>	
Interest Payments on Series 2012B Bonds	\$14,826,000
Reserve for Future Debt Service – Series 2012B	7,413,000
Other General and Administrative Expenses	3,000
Arbitrage Rebate Computation Services	3,000
Transfer to Bond Administration (Fund 030, Subfund 031)	<u>37,000</u>
Total	<u>\$22,282,000</u>

Subordinate Special Obligation and Refunding Bonds – (CDT) – Fund 206
Fund Type: D5 – Subfund: 2P8
Subordinate Spec. Oblig. & Refg. Bonds – (CDT) – Series “2012B” - Reserve Fund

Project: 206706

<u>Revenues:</u>	<u>2016-17</u>
Programmed Cash Reserve	<u>\$32,430,000</u>

<u>Expenditures:</u>	
Reserve for Future Debt Service - Cash	<u>\$32,430,000</u>

Junior Lien Special Obligation Bonds - (CDT)
Fund: 206 - Fund Type: D5 - Subfund: 2P9
Junior Lien Spec. Oblig. & Refd. Bonds - (CDT) - Series "2016" - Debt Service Fund

Project: 206707

<u>Revenues:</u>	<u>2016-17</u>
Programmed Cash Carryover	\$626,000
Transfer from Revenue Fund – (Project 206300)	<u>3,999,000</u>
Total	<u>\$4,625,000</u>

<u>Expenditures:</u>	
Interest Payments on Series 2016 Bonds	\$1,315,000
Reserve for Future Debt Service – Series 2016	3,305,000
Arbitrage Rebate Computation Services	2,000
Transfer to Bond Administration (Fund 030, Subfund 031)	<u>3,000</u>
Total	<u>\$4,625,000</u>

Public Service Tax UMSA Bonds

Special Obligation Bonds – Public Service Tax – Fund 208
Fund Type: D5 – Subfund: 2R4 \$28 Million
Spec. Oblig. Rev. Bonds – Public Service Tax (UMSA) Series “2006” – Debt Service Fund

Project: 208613

Revenues:	2016-17
Transfer from Unincorporated Municipal Service Area General Fund	\$2,426,000
Programmed Cash Reserve	<u>444,000</u>
Total	<u>\$2,870,000</u>

Expenditures:	
Principal Payments on Bonds	\$1,020,000
Interest Payments on Bonds	887,000
Reserve for Future Debt Service	956,000
Transfer to Bond Administration (Fund 030, Subfund 031)	5,000
Arbitrage Rebate Computation Services	<u>2,000</u>
Total	<u>\$2,870,000</u>

Special Obligation Bonds – Public Service Tax – Fund 208
Fund Type: D5 – Subfund: 2R4
Spec. Oblig. Rev. Bonds – Public Service Tax (UMSA) Series “2006” Reserve Fund

Project: 208614

Revenues:	2016-17
Programmed Surety Bond Reserve (Non-Cash)	<u>\$1,805,000</u>

Expenditures:	
Reserve for Future Debt Service	<u>\$1,805,000</u>

Special Obligation Bonds – Public Service Tax – Fund 208
Fund Type: D5 – Subfund: 2R4 \$30 Million
Spec. Oblig. Rev. Bonds – Public Service Tax (UMSA) Series “2007” – Debt Service Fund

Project: 208715

Revenues:	2016-17
Transfer from Unincorporated Municipal Service Area General Fund	\$2,565,000
Programmed Cash Reserve	<u>526,000</u>
Total	<u>\$3,091,000</u>

Expenditures:	
Principal Payments on Bonds	\$1,005,000
Interest Payments on Bonds	1,052,000
Reserve for Future Debt Service	1,027,000
Transfer to Bond Administration (Fund 030, Subfund 031)	5,000
Arbitrage Rebate Computation Services	<u>2,000</u>
Total	<u>\$3,091,000</u>

Special Obligation Bonds – Public Service Tax – Fund 208
Fund Type: D5 – Subfund: 2R4
Spec. Oblig. Rev. Bonds – Public Service Tax (UMSA) Series “2007” Reserve Fund

Project: 208716

Revenues:	2016-17
Programmed Surety Bond Reserve (Non-Cash)	<u>\$2,267,000</u>

Expenditures:	
Reserve for Future Debt Service	<u>\$2,267,000</u>

Special Obligation Bonds – Public Service Tax – Fund 208
Fund Type: D5 – Subfund: 2R4
Spec. Oblig. Rev. Ref. Bonds – Public Service Tax – UMSA – Series “2011” – Debt Service Fund

Project: 208725

Revenues:	2016-17
Transfer from Unincorporated Municipal Service Area General Fund	\$7,054,000
Transfer from Countywide General Fund	309,000
Transfer from Capital Outlay Reserve Fund (Fund CO 310, Subfund 313)	1,150,000
Interest Earnings	3,000
Programmed Cash Reserve	<u>4,861,000</u>
Total	<u>\$13,377,000</u>
Expenditures:	
Principal Payments on Bonds	\$5,855,000
Interest Payments on Bonds	2,621,000
Reserve for Future Debt Service	4,874,000
Transfer to Bond Administration (Fund 030, Subfund 031)	21,000
Arbitrage Rebate Computation Services	<u>6,000</u>
Total	<u>\$13,377,000</u>

Special Obligation Bonds – Public Service Tax – Fund 208
Fund Type: D5 – Subfund: 2R4
Spec. Oblig. Rev. Ref. Bonds – Public Service Tax – UMSA – Series “2011” – Reserve Fund

Project: 208512

Revenues:	2016-17
Programmed Surety Bond Reserve (Non-Cash)	<u>\$9,437,000</u>
Expenditures:	
Reserve for Future Debt Service	<u>\$9,437,000</u>

Transit System Sales Surtax Revenue Bonds

Transit System Sales Surtax Revenue Bonds General Segment - Fund 209
Fund Type: D5 – Subfund: 2T4 General Segment
Transit System Sales Surtax Revenue Fund

Project: 209400

Revenues:	2016-17
Transfer from Transit System Sales Surtax Revenue Fund	<u>\$24,728,000</u>
Expenditures:	
Transfer to Debt Service Fund – Series 08 (209403)	\$2,729,000
Transfer to Debt Service Fund – Series 09 (209404)	8,109,000
Transfer to Debt Service Fund – Series 10 (209405)	2,877,000
Transfer to Debt Service Fund – Series 12 (209406)	7,468,000
Transfer to Debt Service Fund – Series 15 (209407)	<u>3,545,000</u>
Total	<u>\$24,728,000</u>

Transit System Sales Surtax Revenue Bonds General Segment - Fund 209
Fund Type: D5 – Subfund: 2T4 General Segment
Transit System Sales Surtax Reserve Fund

Project: 209401

Revenues:	2016-17
Programmed Cash Reserve - 2006	\$3,372,000
Programmed Surety Reserve (Non-Cash) - 2008	4,589,000
Programmed Cash Reserve - 2009 and 2010	11,465,000
Programmed Cash Reserve - 2012	<u>7,446,000</u>
Total	<u>\$26,872,000</u>
Expenditures:	
Reserve for Future Debt Service - Non-Cash	\$4,589,000
Reserve for Future Debt Service	<u>22,283,000</u>
Total	<u>\$26,872,000</u>

Transit System Sales Surtax Revenue Bonds, Series 08 - Fund 209
Fund Type: D5 – Subfund: 2T4
Transit System Sales Surtax Debt Service Fund

Project: 209403

<u>Revenues:</u>	<u>2016-17</u>
Transfer from Revenue Fund (Project 209400)	\$2,729,000
Interest	1,000
Programmed Cash Reserve	681,000
Total	<u>\$3,411,000</u>

<u>Expenditures:</u>	
Principal Payments on Bonds	\$1,026,000
Interest Payments on Bonds	1,696,000
Reserve for Future Debt Service	680,000
Transfer to Bond Administration (Fund 030, Subfund 031)	7,000
Arbitrage Rebate Computation Services	2,000
Total	<u>\$3,411,000</u>

Transit System Sales Surtax Revenue Bonds (Tax Exempt), Series 09A&B - Fund 209
Fund Type: D5 – Subfund: 2T4
Transit System Sales Surtax Debt Service Fund - Public Works Portion

Project: 209404

<u>Revenues:</u>	<u>2016-17</u>
Transfer from Revenue Fund (Project 209400) Series 2009A	\$3,554,000
Transfer from Revenue Fund (Project 209400) Series 2009B	4,555,000
Federal Subsidy Receipts - BABs Series 2009B	2,362,000
Programmed Federal Subsidy Cash Reserve - BABs Series 2009B	1,725,000
Programmed Cash Reserve - Series 2009A	886,000
Total	<u>\$13,082,000</u>

<u>Expenditures:</u>	
Principal Payments on Tax-Exempt Series 2009A Bonds	\$2,830,000
Interest Payments on Tax-Exempt Series 2009A Bonds	714,000
Interest Payments on Taxable (BABs) Series 2009B Bonds	6,899,000
Reserve for Future Debt Service - Series 2009A	886,000
Reserve for Future Debt Service - Series 2009B	1,725,000
Transfer to Bond Administration (Fund 030, Subfund 031) - Series 2009A	9,000
Transfer to Bond Administration (Fund 030, Subfund 031) - Series 2009B	17,000
Arbitrage Rebate Computation Services - Series 2009A	1,000
Arbitrage Rebate Computation Services - Series 2009B	1,000
Total	<u>\$13,082,000</u>

Transit System Sales Surtax Revenue Bonds (Tax Exempt), Series 2010A - Fund 209
Fund Type: D5 – Subfund: 2T4
Transit System Sales Surtax Debt Service Fund - Public Works Portion

Project: 209405

<u>Revenues:</u>	<u>2016-17</u>
Transfer from Revenue Fund (Project 209400) Series 2010A	\$1,108,000
Transfer from Revenue Fund (Project 209400) Series 2010B	1,769,000
Federal Subsidy Receipts - BABs Series 2010B	828,000
Programmed Federal Subsidy Cash Reserve - BABs Series 2010B	648,000
Programmed Cash Reserve - Series 2009A	276,000
Total	<u>\$4,629,000</u>

<u>Expenditures:</u>	
Principal Payments on Tax-Exempt Series 2010A Bonds	\$944,000
Interest Payments on Tax-Exempt Series 2010A Bonds	160,000
Interest Payments on Taxable (BABs) Series 2010B Bonds	2,590,000
Reserve for Future Debt Service - Series 2010A	276,000
Reserve for Future Debt Service - Series 2010B	648,000
Transfer to Bond Administration (Fund 030, Subfund 031) Series 2010A	3,000
Transfer to Bond Administration (Fund 030, Subfund 031) Series 2010B	6,000
Arbitrage Rebate Computation Services 2010A	1,000
Arbitrage Rebate Computation Services 2010B	1,000
Total	<u>\$4,629,000</u>

Transit System Sales Surtax Revenue Bonds (Tax Exempt), Series 2012 - Fund 209
Fund Type: D5 – Subfund: 2T4
Transit System Sales Surtax Debt Service Fund - Public Works Portion

Project: 209406

<u>Revenues:</u>	<u>2016-17</u>
Transfer from Revenue Fund (Project 209400)	\$7,468,000
Programmed Cash Reserve	<u>1,861,000</u>
Total	<u>\$9,329,000</u>

<u>Expenditures:</u>	
Principal Payments	\$1,816,000
Interest Payments	5,630,000
Reserve for Future Debt Service	1,862,000
Transfer to Bond Administration (Fund 030, Subfund 031)	19,000
Arbitrage Rebate Computation Services	<u>2,000</u>
Total	<u>\$9,329,000</u>

Transit System Sales Surtax Revenue Bonds (Tax Exempt), Series 2012 - Fund 209
Fund Type: D5 – Subfund: 2T4
Transit System Sales Surtax Debt Service Fund - Public Works Portion

Project: 209407

<u>Revenues:</u>	<u>2016-17</u>
Transfer from Revenue Fund (Project 209400)	\$3,545,000
Programmed Cash Reserve	<u>883,000</u>
Total	<u>\$4,428,000</u>

<u>Expenditures:</u>	
Principal Payments	\$1,132,000
Interest Payments	2,401,000
Reserve for Future Debt Service	884,000
Transfer to Bond Administration (Fund 030, Subfund 031)	9,000
Arbitrage Rebate Computation Services	<u>2,000</u>
Total	<u>\$4,428,000</u>

Courthouse Center Bonds

Special Obligation Bonds – Courthouse Revenue Fund. – Fund 210
Fund Type: D5 – Subfund: 2C1
Spec. Oblig. Bonds – Revenue Fund

Project: 210100

<u>Revenues:</u>	<u>2016-17</u>
\$30 Criminal and Civil Traffic Fines	\$8,477,000
Transfer from Reserve Fund (Project 210108)	<u>428,000</u>
Total	<u>\$8,905,000</u>

<u>Expenditures:</u>	
Transfer to Debt Service, Series 2003 (Project 210513)	\$2,306,000
Transfer to Debt Service, Series 2014A (Project 210516)	3,472,000
Transfer to Debt Service, Series 2014B (Project 210517)	1,449,000
Transfer to Debt Service, Series 2015 (Project 210519)	<u>1,678,000</u>
Total	<u>\$8,905,000</u>

Special Obligation Bonds – Courthouse Center Proj. – Fund 210
Fund Type: D5 – Subfund: 2C1
Spec. Oblig. Bonds – Courthouse Ctr. Proj. – Debt Service Reserve Fund

Project: 210108

<u>Revenues:</u>	<u>2016-17</u>
Programmed Surety Bond Reserve (Non-Cash)	\$3,716,000
Programmed Cash Reserve	<u>13,376,000</u>
Total	<u>\$17,092,000</u>

<u>Expenditures:</u>	
Reserve for Future Debt Service -Non-Cash	\$3,716,000
Reserve for Future Debt Service - Cash (Proposed New Bonds)	12,948,000
Transfer to Revenue Fund (Project 210100)	<u>428,000</u>
Total	<u>\$17,092,000</u>

Special Obligation Bonds – Courthouse Center Project – Fund 210
Fund Type: D5 – Subfund: 2C5
Spec. Oblig. Bonds – Juvenile Courthouse Ctr. Proj. – Series “2003” – Debt Service Fund

Project: 210513

<u>Revenues:</u>	<u>2016-17</u>
Transfer from Revenue Fund (Project 210100)	\$2,306,000
Interest Earnings	2,000
Programmed Cash Reserve -Series B	<u>191,000</u>
Total	<u>\$2,499,000</u>

<u>Expenditures:</u>	
Interest Payments on Series 2003B Bonds	\$2,293,000
Reserve for Future Debt Service - Series B	191,000
Other General and Administrative Expenses	5,000
Transfer to Bond Administration (Fund 030, Subfund 031)	6,000
Arbitrage Rebate Computation Services	<u>4,000</u>
Total	<u>\$2,499,000</u>

Special Obligation Bonds – Courthouse Center Project – Fund 210
Fund Type: D5 – Subfund: 2C5
Spec. Oblig. Bonds – Juvenile Courthouse Ctr. Proj. Series “2003” – Reserve Fund

Project: 210514

<u>Revenues:</u>	<u>2016-17</u>
Programmed Surety Bond Reserve (Non-Cash)	<u>\$7,496,000</u>

<u>Expenditures:</u>	
Reserve for Future Debt Service	<u>\$7,496,000</u>

Special Obligation Bonds – Courthouse Center Project – Fund 210
Fund Type: D5 – Subfund: 2C6
Spec. Oblig. Bonds – Juvenile Courthouse Ctr. Proj. – Series “2014A” – Debt Service Fund

Project: 210516

<u>Revenues:</u>	<u>2016-17</u>
Transfer from Revenue Fund (Project 210100)	\$3,472,000
Programmed Cash Reserve -Series A	<u>1,731,000</u>
Total	<u>\$5,203,000</u>

<u>Expenditures:</u>	
Principal Payments on Series 2014A Bonds	\$2,960,000
Interest Payments on Series 2014A Bonds	502,000
Reserve for Future Debt Service - Series 2014A	1,730,000
Transfer to Bond Administration (Fund 030, Subfund 031)	9,000
Arbitrage Rebate Computation Services	<u>2,000</u>
Total	<u>\$5,203,000</u>

Special Obligation Bonds – Courthouse Center Project – Fund 210
Fund Type: D5 – Subfund: 2C6
Spec. Oblig. Bonds – Juvenile Courthouse Ctr. Proj. – Series “2014B” – Debt Service Fund

Project: 210517

<u>Revenues:</u>	<u>2016-17</u>
Transfer from Revenue Fund (Project 210100)	\$1,449,000
Programmed Cash Reserve -Series 2014B	<u>358,000</u>
Total	<u>\$1,807,000</u>

<u>Expenditures:</u>	
Principal Payments on Series 2014B Bonds	\$475,000
Interest Payments on Series 2014B Bonds	961,000
Reserve for Future Debt Service - Series 2014B	365,000
Transfer to Bond Administration (Fund 030, Subfund 031)	4,000
Arbitrage Rebate Computation Services	<u>2,000</u>
Total	<u>\$1,807,000</u>

Special Obligation Bonds – Courthouse Center Project – Fund 210
Fund Type: D5 – Subfund: 2C7
Spec. Oblig. Bonds – Juvenile Courthouse Ctr. Proj. – Series “2015” – Debt Service Fund

Project: 210519

<u>Revenues:</u>	<u>2016-17</u>
Transfer from Revenue Fund (Project 210100)	\$1,678,000
Programmed Cash Reserve -Series 2015	<u>836,000</u>
Total	<u>\$2,514,000</u>
<u>Expenditures:</u>	
Principal Payments on Series 2015 Bonds	\$1,672,000
Reserve for Future Debt Service - Series 2015	836,000
Transfer to Bond Administration (Fund 030, Subfund 031)	4,000
Arbitrage Rebate Computation Services	<u>2,000</u>
Total	<u>\$2,514,000</u>

Stormwater Utility Revenue Bonds

Special Obligation Bonds – Stormwater Utility Revenue Bond Program – Fund 211
Fund Type: D5 – Subfund: 2U1
Stormwater Utility Revenue Bond Program - Revenue Fund

Project: 211101

<u>Revenues:</u>	<u>2016-17</u>
Transfer from Stormwater Revenue Fund (Fund SU 140, Subfund 141)	<u>\$7,252,000</u>
<u>Expenditures:</u>	
Transfer to Debt Service Fund – Series 2013 (Project 211105)	<u>\$7,252,000</u>

Special Obligation Bonds – Stormwater Utility Revenue Bond Program
Fund: 211 - Fund Type D5 – Subfund: 2U1
Stormwater Utility Revenue Bond Program - Revenue Fund

Project: 211103

<u>Revenues:</u>	<u>2016-17</u>
Programmed Surety Bond Reserve (Non-Cash)	<u>\$7,626,000</u>
<u>Expenditures:</u>	
Reserve for Future Debt Service	<u>\$7,626,000</u>

Special Obligation Bonds – Stormwater Utility Revenue Bond Program – Fund 211
Fund Type: D5 – Subfund: 2U1 \$60 Million
Stormwater Utility Revenue Bond Program Series “2004” Bonds, Debt Service Fund

Project: 211104

<u>Revenues:</u>	<u>2016-17</u>
Programmed Cash Reserve	<u>\$2,000</u>
<u>Expenditures:</u>	
Arbitrage Rebate Computation Services	<u>\$2,000</u>

Special Obligation Bonds – Stormwater Utility Revenue Bond Program – Fund 211
Fund Type: D5 – Subfund: 2U1 \$60 Million
Stormwater Utility Revenue Bond Program Series “2013” Bonds, Debt Service Fund

Project: 211105

<u>Revenues:</u>	<u>2016-17</u>
Transfer from Revenue Fund (Project 211101)	\$7,252,000
Interest Earnings	3,000
Programmed Cash Reserve	<u>3,617,000</u>
Total	<u>\$10,872,000</u>
<u>Expenditures:</u>	
Principal Payments on Bonds	\$4,649,000
Interest Payments on Bonds	2,585,000
Reserve for Future Debt Service	3,618,000
Transfer to Bond Administration (Fund GF 030, Subfund 031)	18,000
Arbitrage Rebate Computation Services	<u>2,000</u>
Total	<u>\$10,872,000</u>

\$75 Million Cap. Asset Acquisition Fixed Rate Special Obligation Bonds – Series “2004B” – Fund 213
Fund Type: D5 – Subfund: 2E6
Elections Building \$11.7 Million

Project: 213620

<u>Revenues:</u>	<u>2016-17</u>
Programmed Cash Carryover	\$53,000
Transfer from Capital Outlay Reserve (Fund CO 310, Subfund 313)	<u>110,000</u>
Total	<u>\$163,000</u>

<u>Expenditures:</u>	
Interest Payments on Bonds, Series B	\$106,000
Reserve for Future Debt Service, Series B	53,000
General and Administrative Expenses	1,000
Arbitrage Rebate Services	2,000
Transfer to Bond Administration (Fund GF 030, Subfund 031)	<u>1,000</u>
Total	<u>\$163,000</u>

\$75 Million Cap. Asset Acquisition Fixed Rate Special Obligation Bonds – Series “2004B” – Fund 213
Fund Type: D5 – Subfund: 2E6
Courthouse Façade Proj \$15 Million

Project: 213621

<u>Revenues:</u>	<u>2016-17</u>
Programmed Cash Carryover	\$63,000
Transfer from Capital Outlay Reserve (Fund CO 310, Subfund 313)	<u>131,000</u>
Total	<u>\$194,000</u>

<u>Expenditures:</u>	
Interest Payments on Bonds, Series B	\$127,000
Reserve for Future Debt Service, Series B	63,000
General and Administrative Expenses	1,000
Arbitrage Rebate Services	2,000
Transfer to Bond Administration (Fund GF 030, Subfund 031)	<u>1,000</u>
Total	<u>\$194,000</u>

\$75 Million Cap. Asset Acquisition Fixed Rate Special Obligation Bonds – Series “2004B” – Fund 213
Fund Type: D5 – Subfund: 2E6
Answer Center \$3.9 Million

Project: 213622

<u>Revenues:</u>	<u>2016-17</u>
Programmed Carryover	\$16,000
Transfer from Capital Outlay Reserve (Fund CO 310, Subfund 313)	<u>37,000</u>
Total	<u>\$53,000</u>

<u>Expenditures:</u>	
Interest Payments on Bonds, Series B	\$33,000
Reserve for Future Debt Service, Series B	16,000
General and Administrative Expenses	1,000
Arbitrage Rebate Services	2,000
Transfer to Bond Administration (Fund 030, Subfund 031)	<u>1,000</u>
Total	<u>\$53,000</u>

\$75 Million Cap. Asset Acquisition Fixed Rate Special Obligation Bonds – Series “2004B” – Fund 213
Fund Type: D5 – Subfund: 2E6
Answer Center - Technology \$10.806 Million

Project: 213623

<u>Revenues:</u>	<u>2016-17</u>
Programmed Carryover	<u>\$2,000</u>

<u>Expenditures:</u>	
Arbitrage Rebate Services	<u>\$2,000</u>

\$75 Million Cap. Asset Acquisition Fixed Rate Special Obligation Bonds – Series “2004B” – Fund 213
Fund Type: D5 – Subfund: 2E6
Golf Club of Miami \$4.6 Million

Project: 213624

<u>Revenues:</u>	<u>2016-17</u>
Programmed Carryover	\$20,000
Transfer from Capital Outlay Reserve (Fund CO 310, Subfund 313)	<u>42,000</u>
Total	<u>\$62,000</u>
<u>Expenditures:</u>	
Interest Payments on Bonds, Series B	\$38,000
Reserve for Future Debt Service, Series B	20,000
General and Administrative Expenses	1,000
Arbitrage Rebate Services	2,000
Transfer to Bond Administration (Fund GF 030, Subfund 031)	<u>1,000</u>
Total	<u>\$62,000</u>

\$75 Million Cap. Asset Acquisition Fixed Rate Special Obligation Bonds – Series “2004B” – Fund 213
Fund Type: D5 – Subfund: 2E6
UHF Radio Fire \$15 Million

Project: 213625

<u>Revenues:</u>	<u>2016-17</u>
Programmed Cash Carryover	<u>\$2,000</u>
<u>Expenditures:</u>	
Arbitrage Rebate Services	<u>\$2,000</u>

\$75 Million Cap. Asset Acquisition Fixed Rate Special Obligation Bonds – Series “2004B” – Fund 213
Fund Type: D5 – Subfund: 2E6
Correction Fire System \$1.180 Million

Project: 213626

<u>Revenues:</u>	<u>2016-17</u>
Programmed Carryover	<u>\$2,000</u>
<u>Expenditures:</u>	
Arbitrage Rebate Services	<u>\$2,000</u>

\$75 Million Cap. Asset Acquisition Fixed Rate Special Obligation Bonds – Series “2004B” – Fund 213
Fund Type: D5 – Subfund: 2E6
ADA Projects \$4.7 Million

Project: 213627

<u>Revenues:</u>	<u>2016-17</u>
Programmed Carryover	\$20,000
Transfer from Capital Outlay Reserve (Fund CO 310, Subfund 313)	<u>44,000</u>
Total	<u>\$64,000</u>
<u>Expenditures:</u>	
Interest Payments on Bonds, Series B	\$40,000
Reserve for Future Debt Service, Series B	20,000
General and Administrative Expenses	1,000
Arbitrage Rebate Services	2,000
Transfer to Bond Administration (Fund 030, Subfund 031)	<u>1,000</u>
Total	<u>\$64,000</u>

\$75 Million Cap. Asset Acquisition Fixed Rate Special Obligation Bonds – Series “2004B” – Fund 213
Fund Type: D5 – Subfund: 2E6 Reserve Account

Project: 213629

<u>Revenues:</u>	<u>2016-17</u>
Programmed Surety Reserve (Non-Cash)	<u>\$4,375,000</u>
<u>Expenditures:</u>	
Reserve for Future Debt Service, Series 2004B (Non-Cash)	<u>\$4,375,000</u>

\$240 Million Cap. Asset Acquisition Fixed/Auction Rate Special Obligation Bonds – Series “2007” – Fund 213
Fund Type: D5 – Subfund: 2E7
\$87.690 mil Overtown I

Project: 213720

<u>Revenues:</u>	<u>2016-17</u>
Programmed Cash Carryover	\$1,758,000
Transfer from Internal Services Department- Rent (Fund GF 050, Subfund 010)	<u>5,554,000</u>
Total	<u>\$7,312,000</u>

<u>Expenditures:</u>	
Principal Payments on Bonds, Series 07	\$2,065,000
Interest Payments on Bonds, Series 07	3,517,000
Reserve for Future Debt Service, Series 07	1,714,000
Arbitrage Rebate Services	2,000
Transfer to Bond Administration (Fund 030, Subfund 031)	<u>14,000</u>
Total	<u>\$7,312,000</u>

\$240 Million Cap. Asset Acquisition Fixed/Auction Rate Special Obligation Bonds – Series “2007” – Fund 213
Fund Type: D5 – Subfund: 2E7
\$26.750 mil Overtown II

Project: 213721

<u>Revenues:</u>	<u>2016-17</u>
Programmed Cash Carryover	\$564,000
Transfer from Internal Services Department (Fund GF 050, Subfund 010)	<u>1,783,000</u>
Total	<u>\$2,347,000</u>

<u>Expenditures:</u>	
Principal Payments on Bonds, Series 07	\$665,000
Interest Payments on Bonds, Series 07	1,127,000
Reserve for Future Debt Service, Series 07	549,000
Arbitrage Rebate Services	2,000
Transfer to Bond Administration (Fund 030, Subfund 031)	<u>4,000</u>
Total	<u>\$2,347,000</u>

\$240 Million Cap. Asset Acquisition Fixed/Auction Rate Special Obligation Bonds – Series “2007” – Fund 213
Fund Type: D5 – Subfund: 2E7
\$26.110 mil Libraries

Project: 213722

<u>Revenues:</u>	<u>2016-17</u>
Programmed Cash Carryover	\$488,000
Transfer from Library System (Fund SL 090, Subfund 091)	<u>1,814,000</u>
Total	<u>\$2,302,000</u>

<u>Expenditures:</u>	
Principal Payments on Bonds, Series 07	\$850,000
Interest Payments on Bonds, Series 07	976,000
Reserve for Future Debt Service, Series 07	469,000
Arbitrage Rebate Services	2,000
Transfer to Bond Administration (Fund 030, Subfund 031)	<u>5,000</u>
Total	<u>\$2,302,000</u>

\$240 Million Cap. Asset Acquisition Fixed/Auction Rate Special Obligation Bonds – Series “2007” – Fund 213
Fund Type: D5 – Subfund: 2E7
\$18.600 Million Purchase & Build Up TECO

Project: 213723

<u>Revenues:</u>	<u>2016-17</u>
Programmed Carryover	\$373,000
Transfer from Internal Services Department (Fund GF 050, Subfund 011)	<u>1,176,000</u>
Total	<u>\$1,549,000</u>

<u>Expenditures:</u>	
Principal Payments on Bonds, Series 07	\$435,000
Interest Payments on Bonds, Series 07	746,000
Reserve for Future Debt Service, Series 07	363,000
Arbitrage Rebate Services	2,000
Transfer to Bond Administration (Fund 030, Subfund 031)	<u>3,000</u>
Total	<u>\$1,549,000</u>

\$240 Million Cap. Asset Acquisition Fixed/Auction Rate Special Obligation Bonds – Series “2007” – Fund 213
Fund Type: D5 – Subfund: 2E7
\$ 4.785 Million ETSF Radio Towers Project

Project: 213724

<u>Revenues:</u>	<u>2016-17</u>
Programmed Cash Carryover	\$79,000
Transfer from Information Technology Department (Fund GF 060, Subfund 004)	<u>381,000</u>
Total	<u>\$460,000</u>

<u>Expenditures:</u>	
Principal Payments on Bonds, Series 07	\$225,000
Interest Payments on Bonds, Series 07	158,000
Reserve for Future Debt Service, Series 07	74,000
Arbitrage Rebate Services	2,000
Transfer to Bond Administration (Fund 030, Subfund 031)	<u>1,000</u>
Total	<u>\$460,000</u>

\$240 Million Cap. Asset Acquisition Fixed/Auction Rate Special Obligation Bonds – Series “2007” – Fund 213
Fund Type: D5 – Subfund: 2E7
\$ 10.335 Million Correction Fire System

Project: 213725

<u>Revenues:</u>	<u>2016-17</u>
Programmed Cash Carryover	\$171,000
Transfer from Capital Outlay Reserve (Fund CO 310, Subfund 313)	<u>820,000</u>
Total	<u>\$991,000</u>

<u>Expenditures:</u>	
Principal Payments on Bonds, Series 07	\$485,000
Interest Payments on Bonds, Series 07	342,000
Reserve for Future Debt Service, Series 07	160,000
Arbitrage Rebate Services	2,000
Transfer to Bond Administration (Fund GF 030, Subfund 031)	<u>2,000</u>
Total	<u>\$991,000</u>

\$240 Million Cap. Asset Acquisition Fixed/Auction Rate Special Obligation Bonds – Series “2007” – Fund 213
Fund Type: D5 – Subfund: 2E7
\$ 15.910 Million Hope VI

Project: 213726

<u>Revenues:</u>	<u>2016-17</u>
Programmed Carryover	\$319,000
Transfer from Capital Outlay Reserve (Fund CO 310, Subfund 313)	<u>1,010,000</u>
Total	<u>\$1,329,000</u>

<u>Expenditures:</u>	
Principal Payments on Bonds, Series 07	\$375,000
Interest Payments on Bonds, Series 07	638,000
Reserve for Future Debt Service, Series 07	311,000
Arbitrage Rebate Services	2,000
Transfer to Bond Administration (Fund GF 030, Subfund 031)	<u>3,000</u>
Total	<u>\$1,329,000</u>

\$240 Million Cap. Asset Acquisition Fixed/Auction Rate Special Obligation Bonds – Series “2007” – Fund 213
Fund Type: D5 – Subfund: 2E7
\$19.345 Million New ISD Shop

Project: 213727

<u>Revenues:</u>	<u>2016-17</u>
Programmed Carryover	\$362,000
Transfer from Internal Services Department (Fund GF 050, Subfund 018)	<u>1,343,000</u>
Total	<u>\$1,705,000</u>

<u>Expenditures:</u>	
Principal Payments on Bonds, Series 07	\$630,000
Interest Payments on Bonds, Series 07	723,000
Reserve for Future Debt Service, Series 07	347,000
Arbitrage Rebate Services	2,000
Transfer to Bond Administration (Fund GF 030, Subfund 031)	<u>3,000</u>
Total	<u>\$1,705,000</u>

\$240 Million Cap. Asset Acquisition Fixed/Auction Rate Special Obligation Bonds – Series “2007” – Fund 213
Fund Type: D5 – Subfund: 2E7
100 S Biscayne Fix-Up

Project: 213728

<u>Revenues:</u>	<u>2016-17</u>
Programmed Cash Carryover	<u>\$2,000</u>

<u>Expenditures:</u>	
Arbitrage Rebate Services	<u>\$2,000</u>

\$240 Million Cap. Asset Acquisition Fixed/Auction Rate Special Obligation Bonds – Series “2007” – Fund 213
Fund Type: D5 – Subfund: 2E7 Reserve Account Surety Bond

Project: 213730

<u>Revenues:</u>	<u>2016-17</u>
Programmed Surety Reserve (Non-Cash)	<u>\$16,214,000</u>

<u>Expenditures:</u>	
Reserve for Future Debt Service, Series 07 - (Non-Cash)	<u>\$16,214,000</u>

\$138 Million Cap. Asset Acquisition Fixed Special Obligation Bonds – Series “2009A” – Fund 213
Fund Type: D5 – Subfund: 2E7
\$45 Million - PHT Tax Exempt

Project: 213820

<u>Revenues:</u>	<u>2016-17</u>
Programmed Cash Carryover	\$863,000
Transfer from Capital Outlay Reserve (Fund CO 310, Subfund 313)	<u>3,833,000</u>
Total	<u>\$4,696,000</u>

<u>Expenditures:</u>	
Principal Payments on Bonds, Series 09A	\$2,145,000
Interest Payments on Bonds, Series 09A	1,725,000
Reserve for Future Debt Service, Series 09A	814,000
Arbitrage Rebate Services	2,000
Transfer to Bond Administration (Fund GF 030, Subfund 031)	<u>10,000</u>
Total	<u>\$4,696,000</u>

\$138 Million Cap. Asset Acquisition Fixed Special Obligation Bonds – Series “2009A” – Fund 213
Fund Type: D5 – Subfund: 2E7
\$4,265 Million - Light Speed Project (Tax Exempt)

Project: 213821

<u>Revenues:</u>	<u>2016-17</u>
Programmed Cash Carryover	\$49,000
Transfer from Internal Services Department (Fund GF 050, Subfund 010)	<u>476,000</u>
Total	<u>\$525,000</u>

<u>Expenditures:</u>	
Principal Payments on Bonds, Series 09A	\$385,000
Interest Payments on Bonds, Series 09A	97,000
Reserve for Future Debt Service, Series 09A	40,000
Arbitrage Rebate Services	2,000
Transfer to Bond Administration (Fund 030, Subfund 031)	<u>1,000</u>
Total	<u>\$525,000</u>

\$138 Million Cap. Asset Acquisition Fixed Special Obligation Bonds – Series “2009A” – Fund 213
Fund Type: D5 – Subfund: 2E7
\$6,795 Million - Cyber Project (Tax Exempt)

Project: 213822

<u>Revenues:</u>	<u>2016-17</u>
Programmed Carryover	\$54,000
Transfer from Capital Outlay Reserve (Fund CO 310, Subfund 313)	<u>863,000</u>
Total	<u>\$917,000</u>

<u>Expenditures:</u>	
Principal Payments on Bonds, Series 09A	\$770,000
Interest Payments on Bonds, Series 09A	107,000
Reserve for Future Debt Service, Series 09A	36,000
Arbitrage Rebate Services	2,000
Transfer to Bond Administration (Fund GF 030, Subfund 031)	<u>2,000</u>
Total	<u>\$917,000</u>

\$138 Million Cap. Asset Acquisition Fixed Special Obligation Bonds – Series “2009A” – Fund 213
Fund Type: D5 – Subfund: 2E7
\$5.065 Million - West Lot Project (Tax Exempt)

Project: 213823

<u>Revenues:</u>	<u>2016-17</u>
Programmed Carryover	\$46,000
Transfer from Internal Services Department (Fund GF 050, Subfund 010)	747,000
Total	<u>\$793,000</u>

<u>Expenditures:</u>	
Principal Payments on Bonds, Series 09A	\$665,000
Interest Payments on Bonds, Series 09A	93,000
Reserve for Future Debt Service, Series 09A	31,000
Arbitrage Rebate Services	2,000
Transfer to Bond Administration (Fund GF 030, Subfund 031)	<u>2,000</u>
Total	<u>\$793,000</u>

\$138 Million Cap. Asset Acquisition Fixed Special Obligation Bonds – Series “2009A” – Fund 213
Fund Type: D5 – Subfund: 2E7
\$2.725 Million - Project Close-Out Costs Project (Tax Exempt)

Project: 213824

<u>Revenues:</u>	<u>2016-17</u>
Programmed Carryover	\$21,000
Transfer from Capital Outlay Reserve (Fund CO 310, Subfund 313)	266,000
Transfer from Internal Services Department (Fund GF 050, Subfund 010)	83,000
Total	<u>\$370,000</u>

<u>Expenditures:</u>	
Principal Payments on Bonds, Series 09A	\$310,000
Interest Payments on Bonds, Series 09A	43,000
Reserve for Future Debt Service, Series 09A	14,000
Arbitrage Rebate Services	2,000
Transfer to Bond Administration (Fund 030, Subfund 031)	<u>1,000</u>
Total	<u>\$370,000</u>

\$138 Million Cap. Asset Acquisition Fixed Special Obligation Bonds – Series “2009A” – Fund 213
Fund Type: D5 – Subfund: 2E7
Debt Service Reserve Fund - Series 2009A (Tax Exempt) Bonds

Project: 213825

<u>Revenues:</u>	<u>2016-17</u>
Programmed Cash Reserve - Tax Exempt - Series 2009A Bonds	\$4,699,000

<u>Expenditures:</u>	
Reserve for Future Debt Service, Tax Exempt Series 2009A Bonds	\$4,699,000

\$44.595 Million Cap. Asset Acquisition Fixed Special Obligation Bonds – BABs Series “2009B” – Fund 213
Fund Type: D5 – Subfund: 2E7
\$22.850 Million - West Lot Project (BABs Taxable)

Project: 213830

<u>Revenues:</u>	<u>2016-17</u>
Federal Subsidy Receipts	\$500,000
Programmed Federal Subsidy Reserve	274,000
Programmed Cash Reserve	509,000
Transfer from Internal Services Department (Fund GF 050, Subfund 010)	1,072,000
Total	<u>\$2,355,000</u>

<u>Expenditures:</u>	
Interest Payments on Bonds, Series 09B	\$1,566,000
Reserve for Future Debt Service, Series 09B	783,000
Arbitrage Rebate Services	2,000
Transfer to Bond Administration (Fund GF 030, Subfund 031)	<u>4,000</u>
Total	<u>\$2,355,000</u>

\$44.595 Million Cap. Asset Acquisition Fixed Special Obligation Bonds – BABs Series “2009B” – Fund 213
Fund Type: D5 – Subfund: 2E7
\$13.345 Million - Light Speed Project (BABs Taxable)

Project: 213831

<u>Revenues:</u>	<u>2016-17</u>
Federal Subsidy Receipts	\$294,000
Programmed Cash Carryover	299,000
Programmed Federal Subsidy Reserve	161,000
Transfer from Internal Services Department (Fund GF 050, Subfund 010)	<u>631,000</u>
Total	<u>\$1,385,000</u>

<u>Expenditures:</u>	
Interest Payments on Bonds, Series 09B	\$921,000
Reserve for Future Debt Service, Series 09B	460,000
Arbitrage Rebate Services	2,000
Transfer to Bond Administration (Fund GF 030, Subfund 031)	<u>2,000</u>
Total	<u>\$1,385,000</u>

\$44.595 Million Cap. Asset Acquisition Fixed Special Obligation Bonds – BABs Series “2009B” – Fund 213
Fund Type: D5 – Subfund: 2E7
\$8.4Million - Project Close-Out Project (BABs Taxable)

Project: 213832

<u>Revenues:</u>	<u>2016-17</u>
Federal Subsidy Receipts	\$184,000
Programmed Federal Subsidy Reserve	101,000
Programmed Cash Reserve	186,000
Transfer from Internal Services Department (Fund GF 050, Subfund 010)	90,000
Transfer from Capital Outlay Reserve (Fund CO 310, Subfund 313)	<u>302,000</u>
Total	<u>\$863,000</u>

<u>Expenditures:</u>	
Interest Payments on Bonds, Series 09B	\$573,000
Reserve for Future Debt Service, Series 09B	287,000
Arbitrage Rebate Services	2,000
Transfer to Bond Administration (Fund GF 030, Subfund 031)	<u>1,000</u>
Total	<u>\$863,000</u>

\$44.595 Million Cap. Asset Acquisition Fixed Special Obligation Bonds –Series 2009B - Fund 213
Fund Type: D5 – Subfund: 2E7
Debt Service Reserve Fund - (BABs Taxable)

Project: 213835

<u>Revenues:</u>	<u>2016-17</u>
Programmed Cash Reserve - BABs - Series 2009B Bonds	<u>\$4,500,000</u>

<u>Expenditures:</u>	
Reserve for Future Debt Service, BABs - Series 2009B Bonds	<u>\$4,500,000</u>

Capital Asset Acquisition Special Obligation Tax Exempt Bonds – Series “2010A” – Fund 213
Fund Type: D5 – Subfund: 2F1
Debt Service Fund - Series 2010A (Tax Exempt) Bonds Overtown II

Project: 213920

<u>Revenues</u>	<u>2016-17</u>
Cash Carryover	\$107,000
Transfer from Internal Services Department (Overtown II Project) (87%) (Fund GF 050, Subfund 010)	<u>1,907,000</u>
Total	<u>\$2,014,000</u>

<u>Expenditures</u>	
Principal Payments Bonds - Overtown II Project (87%)	\$1,719,000
Interest Payments on Bonds - Overtown II Project (87%)	215,000
Reserve For Debt Service - Tax Exempt Series 2010A Bonds	73,000
General and Administrative Expenses	1,000
Arbitrage Rebate Services	1,000
Transfer to Bond Administration (Fund 030, Subfund 031)	<u>5,000</u>
Total	<u>\$2,014,000</u>

Capital Asset Acquisition Special Obligation Tax Exempt Bonds – Series “2010A” – Fund 213

Fund Type: D5 – Subfund: 2F1

Debt Service Reserve Fund - Series 2010A (Tax Exempt) Bonds

Project: 213922

Revenues:	2016-17
Programmed Cash Reserve - Tax Exempt - Series 2010A Bonds	<u>\$1,250,000</u>

Expenditures:	
Reserve for Future Debt Service, Tax Exempt Series 2010A Bonds	<u>\$1,250,000</u>

Capital Asset Acquisition Special Obligation Taxable (BABs) – Series “2010B” – Fund 213

Fund Type: D5 – Subfund: 2F1

Debt Service Fund - Series 2010B BABs Bonds- Overtown II

Project: 213923

Revenues	2016-17
Programmed Cash Carryover	\$1,365,000
Transfer from Internal Services Department (Overtown II Project) (87%) (Fund GF 050, Subfund 010)	2,741,000
Programmed Federal Subsidy Reserve	641,000
Federal Subsidy Receipts	<u>1,282,000</u>
Total	<u>\$6,029,000</u>

Expenditures	
Interest Payments on Bonds - Overtown II Project (87%)	\$4,011,000
Reserve For Debt Service - BABs Series 2010B Bonds (Overtown II Project)	2,006,000
General and Administrative Expenses	1,000
Arbitrage Rebate Services	1,000
Transfer to Bond Administration (Fund 030, Subfund 031)	<u>10,000</u>
Total	<u>\$6,029,000</u>

Capital Asset Acquisition Special Obligation Taxable Bonds – Series “2010B” – Fund 213

Fund Type: D5 – Subfund: 2F1

Debt Service Reserve Fund - Series 2010B Taxable BABs

Project: 213925

Revenues:	2016-17
Programmed Cash Reserve - BABs - Series 2010B Bonds	<u>\$5,583,000</u>

Expenditures:	
Reserve for Future Debt Service, BABs - Series 2010B Bonds	<u>\$5,583,000</u>

Capital Asset Acquisition Special Obligation Bonds, Series 2011A and

Capital Asset Acquisition Taxable Special Obligation Bonds,

Series 2011B (Baseball Project) – Fund 213

Fund Type: D5 – Subfund: 2F2

Debt Service Fund - Series 2011 A&B Bonds- Baseball Project

Project: 213930

Revenues	2016-17
Cash Carryover	\$634,000
Transfer from Capital Outlay Reserve (Fund CO 310, Subfund 313)	<u>2,373,000</u>
Total	<u>\$3,007,000</u>

Expenditures	
Principal Payment on Series 2011B Bonds	\$1,115,000
Interest Payments on Series 2011 A Bonds	1,126,000
Interest Payments on Series 2011 B Bonds	141,000
Reserve For Future Debt Service A	563,000
Reserve For Future Debt Service B	54,000
Arbitrage Rebate Services A	1,000
Arbitrage Rebate Services B	1,000
Transfer to Bond Administration (Fund GF 030, Subfund 031) A	3,000
Transfer to Bond Administration (Fund GF 030, Subfund 031) B	<u>3,000</u>
Total	<u>\$3,007,000</u>

Capital Asset Acquisition Special Obligation – Series “2013A” – Fund 213
Fund Type: D5 – Subfund: 2F3
Debt Service Fund - Series 2013A Bonds- ERP

Project: 213931

	<u>2016-17</u>
<u>Revenues</u>	
Cash Carryover	\$951,000
Transfer from Capital Outlay Reserve (Fund CO 310, Subfund 313)	<u>3,527,000</u>
Total	<u>\$4,478,000</u>
<u>Expenditures</u>	
Principal Payments Bonds - 2013A Bonds	\$1,655,000
Interest Payments on Bonds - 2013A Bonds	1,902,000
Reserve For Debt Service - 2013A Bonds	910,000
General and Administrative Expenses	1,000
Arbitrage Rebate Services	1,000
Transfer to Bond Administration (Fund GF 030, Subfund 031)	<u>9,000</u>
Total	<u>\$4,478,000</u>

Capital Asset Acquisition Special Obligation – Series “2013A” – Fund 213
Fund Type: D5 – Subfund: 2F3
Debt Service Fund - Series 2013A Bonds- Elections

Project: 213932

	<u>2016-17</u>
<u>Revenues</u>	
Cash Carryover	\$80,000
Transfer from Capital Outlay Reserve (Fund CO 310, Subfund 313)	<u>587,000</u>
Total	<u>\$667,000</u>
<u>Expenditures</u>	
Principal Payments Bonds - 2013A Bonds	\$435,000
Interest Payments on Bonds - 2013A Bonds	160,000
Reserve For Debt Service - 2013A Bonds	69,000
General and Administrative Expenses	1,000
Arbitrage Rebate Services	1,000
Transfer to Bond Administration (Fund GF 030, Subfund 031)	<u>1,000</u>
Total	<u>\$667,000</u>

Capital Asset Acquisition Special Obligation – Series “2013A” – Fund 213
Fund Type: D5 – Subfund: 2F3
Debt Service Fund - Series 2013A Bonds- Portables

Project: 213933

	<u>2016-17</u>
<u>Revenues</u>	
Cash Carryover	\$52,000
Transfer from Capital Outlay Reserve (Fund CO 310, Subfund 313)	<u>255,000</u>
Total	<u>\$307,000</u>
<u>Expenditures</u>	
Principal Payments Bonds - 2013A Bonds	\$150,000
Interest Payments on Bonds - 2013A Bonds	105,000
Reserve For Debt Service - 2013A Bonds	49,000
General and Administrative Expenses	1,000
Arbitrage Rebate Services	1,000
Transfer to Bond Administration (Fund 030, Subfund 031)	<u>1,000</u>
Total	<u>\$307,000</u>

Capital Asset Acquisition Special Obligation – Series “2013A” – Fund 213
Fund Type: D5 – Subfund: 2F3
Debt Service Fund - Series 2013A Bonds- West Lot

Project: 213934

	<u>2016-17</u>
<u>Revenues</u>	
Cash Carryover	\$62,000
Transfer from Internal Service Department (Fund GF 050, Subfund 010)	<u>234,000</u>
Total	<u>\$296,000</u>
<u>Expenditures</u>	
Principal Payments Bonds - 2013A Bonds	\$110,000
Interest Payments on Bonds - 2013A Bonds	124,000
Reserve For Debt Service - 2013A Bonds	59,000
General and Administrative Expenses	1,000
Arbitrage Rebate Services	1,000
Transfer to Bond Administration (Fund GF 030, Subfund 031)	<u>1,000</u>
Total	<u>\$296,000</u>

Capital Asset Acquisition Special Obligation – Series “2013A” – Fund 213
Fund Type: D5 – Subfund: 2F3
Debt Service Fund - Series 2013A Bonds- Naranja Lakes

Project: 213935 **2016-17**

Revenues

Cash Carryover	\$100,000
Transfer from Fund Type TF Fund 600 Subfund 607 Project 640TNL	<u>375,000</u>
Total	<u>\$475,000</u>

Expenditures

Principal Payments Bonds - 2013A Bonds	\$175,000
Interest Payments on Bonds - 2013A Bonds	201,000
Reserve For Debt Service - 2013A Bonds	96,000
General and Administrative Expenses	1,000
Arbitrage Rebate Services	1,000
Transfer to Bond Administration (Fund GF 030, Subfund 031)	<u>1,000</u>
Total	<u>\$475,000</u>

Capital Asset Acquisition Special Obligation – Series “2013A” – Fund 213
Fund Type: D5 – Subfund: 2F3
Debt Service Fund - Series 2013A Bonds- Scott Carver/Hope VI

Project: 213936 **2016-17**

Revenues

Cash Carryover	\$310,000
Transfer from Capital Outlay Reserve (Fund CO 310, Subfund 313)	<u>970,000</u>
Total	<u>\$1,280,000</u>

Expenditures

Principal Payments Bonds - 2013A Bonds	\$355,000
Interest Payments on Bonds - 2013A Bonds	620,000
Reserve For Debt Service - 2013A Bonds	301,000
General and Administrative Expenses	1,000
Arbitrage Rebate Services	1,000
Transfer to Bond Administration (Fund GF 030, Subfund 031)	<u>2,000</u>
Total	<u>\$1,280,000</u>

Capital Asset Acquisition Special Obligation – Series “2013A” – Fund 213
Fund Type: D5 – Subfund: 2F3
Debt Service Fund - Series 2013A Bonds- Bus Lease (CAHSD)

Project: 213937 **2016-17**

Revenues

Cash Carryover	\$46,000
Transfer from Capital Outlay Reserve (Fund CO 310, Subfund 313)	<u>337,000</u>
Total	<u>\$383,000</u>

Expenditures

Principal Payments Bonds - 2013A Bonds	\$250,000
Interest Payments on Bonds - 2013A Bonds	91,000
Reserve For Debt Service - 2013A Bonds	39,000
General and Administrative Expenses	1,000
Arbitrage Rebate Services	1,000
Transfer to Bond Administration (Fund GF 30, Subfund 031)	<u>1,000</u>
Total	<u>\$383,000</u>

Capital Asset Acquisition Special Obligation – Series “2013B” – Fund 213
Fund Type: D5 – Subfund: 2F3
Debt Service Fund - Series 2013B Bonds- Answer Center

Project: 213939 **2016-17**

Revenues

Cash Carryover	\$24,000
Transfer from Capital Outlay Reserve (Fund CO 310, Subfund 313)	<u>217,000</u>
Total	<u>\$241,000</u>

Expenditures

Principal Payments Bonds - 2013B Bonds	\$169,000
Interest Payments on Bonds - 2013B Bonds	48,000
Reserve For Debt Service - 2013B Bonds	21,000
General and Administrative Expenses	1,000
Arbitrage Rebate Services	1,000
Transfer to Bond Administration (Fund GF 030, Subfund 031)	<u>1,000</u>
Total	<u>\$241,000</u>

Capital Asset Acquisition Special Obligation – Series “2013B” – Fund 213
Fund Type: D5 – Subfund: 2F3
Debt Service Fund - Series 2013B Bonds- Golf Club of Miami

Project: 213940

2016-17

Revenues

Cash Carryover	\$31,000
Transfer from Capital Outlay Reserve (Fund CO 310, Subfund 313)	<u>281,000</u>
Total	<u>\$312,000</u>

Expenditures

Principal Payments Bonds - 2013B Bonds	\$220,000
Interest Payments on Bonds - 2013B Bonds	62,000
Reserve For Debt Service - 2013B Bonds	27,000
General and Administrative Expenses	1,000
Arbitrage Rebate Services	1,000
Transfer to Bond Administration (Fund GF 030, Subfund 031)	<u>1,000</u>
Total	<u>\$312,000</u>

Capital Asset Acquisition Special Obligation – Series “2013B” – Fund 213
Fund Type: D5 – Subfund: 2F3
Debt Service Fund - Series 2013B Bonds- UHF Radio

Project: 213941

2016-17

Revenues

Cash Carryover	\$150,000
Transfer from Capital Outlay Reserve (Fund CO 310, Subfund 313)	<u>1,193,000</u>
Total	<u>\$1,343,000</u>

Expenditures

Principal Payments Bonds - 2013B Bonds	\$954,000
Interest Payments on Bonds - 2013B Bonds	269,000
Reserve For Debt Service - 2013B Bonds	115,000
General and Administrative Expenses	1,000
Arbitrage Rebate Services	1,000
Transfer to Bond Administration (Fund GF 030, Subfund 031)	<u>3,000</u>
Total	<u>\$1,343,000</u>

Capital Asset Acquisition Special Obligation – Series “2013B” – Fund 213
Fund Type: D5 – Subfund: 2F3
Debt Service Fund - Series 2013B Bonds- Corrections

Project: 213942

2016-17

Revenues

Cash Carryover	<u>\$1,000</u>
----------------	----------------

Expenditures

Arbitrage Rebate Services	<u>\$1,000</u>
---------------------------	----------------

Capital Asset Acquisition Special Obligation – Series “2013B” – Fund 213
Fund Type: D5 – Subfund: 2F3
Debt Service Fund - Series 2013B Bonds- ADA

Project: 213943

2016-17

Revenues

Cash Carryover	\$32,000
Transfer from Capital Outlay Reserve (Fund CO 310, Subfund 313)	<u>286,000</u>
Total	<u>\$318,000</u>

Expenditures

Principal Payments Bonds - 2013B Bonds	\$225,000
Interest Payments on Bonds - 2013B Bonds	63,000
Reserve For Debt Service - 2013B Bonds	27,000
General and Administrative Expenses	1,000
Arbitrage Rebate Services	1,000
Transfer to Bond Administration (Fund GF 030, Subfund 031)	<u>1,000</u>
Total	<u>\$318,000</u>

Capital Asset Acquisition Special Obligation – Series “2013B” – Fund 213
Fund Type: D5 – Subfund: 2F3
Debt Service Fund - Series 2013B Bonds- Elections

Project: 213944 **2016-17**

Revenues

Cash Carryover	\$77,000
Transfer from Capital Outlay Reserve (Fund CO 310, Subfund 313)	<u>688,000</u>
Total	<u>\$765,000</u>

Expenditures

Principal Payments Bonds - 2013B Bonds	\$542,000
Interest Payments on Bonds - 2013B Bonds	153,000
Reserve For Debt Service - 2013B Bonds	66,000
General and Administrative Expenses	1,000
Arbitrage Rebate Services	1,000
Transfer to Bond Administration (Fund GF 030, Subfund 031)	<u>2,000</u>
Total	<u>\$765,000</u>

Capital Asset Acquisition Special Obligation – Series “2013B” – Fund 213
Fund Type: D5 – Subfund: 2F3
Debt Service Fund - Series 2013B Bonds- Courthouse Façade

Project: 213945 **2016-17**

Revenues

Cash Carryover	\$112,000
Transfer from Capital Outlay Reserve (Fund CO 310, Subfund 313)	<u>901,000</u>
Total	<u>\$1,013,000</u>

Expenditures

Principal Payments Bonds - 2013B Bonds	\$719,000
Interest Payments on Bonds - 2013B Bonds	203,000
Reserve For Debt Service - 2013B Bonds	87,000
General and Administrative Expenses	1,000
Arbitrage Rebate Services	1,000
Transfer to Bond Administration (Fund GF 030, Subfund 031)	<u>2,000</u>
Total	<u>\$1,013,000</u>

Special Oblig. Notes-Series "2008 A"- Fund 214
Fund Type: D6 – Subfund: 2N1
Coral Gables Courthouse- \$3.675 Million

Project: 214101

Revenues:

Transfer from Administrative Office of the Courts (Fund GF 030, Subfund 042)	\$568,000
Programmed Cash Reserve	<u>47,000</u>
Total	<u>\$615,000</u>

Expenditures:

Principal Payments on Notes	\$481,000
Interest Payments on Notes	93,000
Reserve for Future Debt Service	37,000
General and Administrative Expenses	1,000
Arbitrage Rebate Services	2,000
Transfer to Bond Administration (Fund 030, Subfund 031)	<u>1,000</u>
Total	<u>\$615,000</u>

Special Oblig. Notes-Series "2008 A"- Fund 214
Fund Type: D6 – Subfund: 2N1
Golf Club of Miami-Renovations-\$2.50 Million

Project: 214102

Revenues:

Programmed Cash Reserve	\$32,000
Transfer from Parks Golf Operations (Fund GF 040, Subfund 001)	<u>388,000</u>
Total	<u>\$420,000</u>

Expenditures:

Principal Payments on Notes	\$327,000
Interest Payments on Notes	64,000
Reserve for Future Debt Service	25,000
General and Administrative Expenses	1,000
Arbitrage Rebate Services	2,000
Transfer to Bond Administration (Fund GF 030, Subfund 031)	<u>1,000</u>
Total	<u>\$420,000</u>

Special Oblig. Notes-Series "2008 A"- Fund 214
Fund Type: D6 – Subfund: 2N1
Fire Department- Fleet Replacement- \$975,000

Project: 214103

<u>Revenues:</u>	<u>2016-17</u>
Programmed Cash Reserve	\$12,000
Transfer from Fire Department (Fund SF 011, Subfund 111)	<u>155,000</u>
Total	<u>\$167,000</u>
<u>Expenditures:</u>	
Principal Payments on Notes	\$128,000
Interest Payments on Notes	25,000
Reserve for Future Debt Service	10,000
General and Administrative Expenses	1,000
Arbitrage Rebate Services	2,000
Transfer to Bond Administration (Fund GF 030, Subfund 031)	<u>1,000</u>
Total	<u>\$167,000</u>

Special Oblig. Notes-Series "2008 A"- Fund 214
Fund Type: D6 – Subfund: 2N1
Parks & Recreation- Construction of Crandon Clubhouse- \$4.125 Million

Project: 214104

<u>Revenues:</u>	<u>2016-17</u>
Programmed Cash Reserve	\$52,000
Transfer from Sports Tax Revenues-Revenue Fund (Project 205800)	<u>639,000</u>
Total	<u>\$691,000</u>
<u>Expenditures:</u>	
Principal Payments on Notes	\$540,000
Interest Payments on Notes	105,000
Reserve for Future Debt Service	42,000
General and Administrative Expenses	1,000
Arbitrage Rebate Services	2,000
Transfer to Bond Administration (Fund GF 030, Subfund 031)	<u>1,000</u>
Total	<u>\$691,000</u>

Special Oblig. Notes-Series "2008 B"- Fund 214
Fund Type: D6 – Subfund: 2N1
Coast Guard- \$17.450 Million

Project: 214105

<u>Revenues:</u>	<u>2016-17</u>
Programmed Cash Reserve	\$390,000
Transfer from Capital Outlay Reserve (Fund CO 310, Subfund 313)	<u>785,000</u>
Total	<u>\$1,175,000</u>
<u>Expenditures:</u>	
Interest Payments on Notes	\$780,000
Reserve for Future Debt Service	390,000
General and Administrative Expenses	1,000
Arbitrage Rebate Services	2,000
Transfer to Bond Administration (Fund GF 030, Subfund 031)	<u>2,000</u>
Total	<u>\$1,175,000</u>

\$13.2 Million Police Vehicle Lease
Miami-Dade County, Florida, Series 2015 - Police Vehicles
Fund 292 – Loan Agreements
Fund Type: D9 – Subfund: 2M1

Project: 292910

<u>Revenues:</u>	<u>2016-17</u>
Programmed Cash Reserve	\$75,000
Transfer from Capital Outlay Reserve (Fund CO 310, Subfund 313)	<u>2,777,000</u>
Total	<u>\$2,852,000</u>
<u>Expenditures:</u>	
Principal Payment on Loan	\$2,640,000
Interest Payments on Loan	149,000
Reserve for Future Debt Service	56,000
General and Administrative Expenses	<u>7,000</u>
Total	<u>\$2,852,000</u>

\$247.6 Million Sunshine State Governmental Financing Commission
Miami-Dade County, Florida, Series 2011A Various Projects (\$71 Million)
Fund 292 – Loan Agreements
Fund Type: D9 Subfund 2L8

Project: 298500

Revenues: **2016-17**

Transfer from Parks, Recreation and Open Spaces Department (Fund GF 040, Subfund 003)	\$367,000
Transfer from Convention Development Tax Revenue Fund (206300)	1,002,000
Transfer from Internal Services Department (Fund GF 050, Subfund 010)	556,000
Transfer from Capital Outlay Reserve (Fund CO 310, Subfund 313)	<u>2,853,000</u>

Total \$4,778,000

Expenditures:

Principal Payment on Loan	\$4,543,000
Interest Payments on Loan	227,000
General and Administrative Expenses	<u>8,000</u>

Total \$4,778,000

\$247.6 Million Sunshine State Governmental Financing Commission
Miami-Dade County, Florida, Series 2011A – PHT Equipment (\$56.2 Million)
Fund 292 – Loan Agreements
Fund Type: D9 Subfund 2L8

Project: 298501

Revenues: **2016-17**

Transfer from Capital Outlay Reserve (Fund CO 310; Subfund 313)	<u>\$4,246,000</u>
---	--------------------

Expenditures:

Principal Payment on Loan 1	\$4,037,000
Interest Payments on Loan 1	202,000
General and Administrative Expenses	<u>7,000</u>

Total \$4,246,000

\$247.6 Million Sunshine State Governmental Financing Commission
Miami-Dade County, Florida, Series 2011A (\$100 Million)
Fund 292 – Loan Agreements
Fund Type: D9 Subfund 2L8

Project: 298502

Revenues: **2016-17**

Transfer from Convention Development Tax Revenue Fund (Project 206300)	\$2,849,000
Transfer from Fire Rescue Department (Fire Station Demolition and Construction) (Fund SF 011, Subfund 111)	1,765,000
Transfer from Capital Outlay Reserve (Fund CO 310, Subfund 313) Fire Boat	115,000
Transfer from Capital Outlay Reserve (Fund CO 310, Subfund 313) PHT Infrastructure	<u>1,240,000</u>

Total \$5,969,000

Expenditures:

Principal Payment on Loan	\$3,883,000
Interest Payments on Loan	2,076,000
General and Administrative Expenses	<u>10,000</u>

Total \$5,969,000

\$247.6 Million Sunshine State Governmental Financing Commission
Miami-Dade County, Florida, Series 2011A (\$52 Million)
Fund 292 – Loan Agreements
Fund Type: D9 Subfund 2L8

Project: 298503

Revenues: **2016-17**

Transfer from Convention Development Tax Revenue Fund (Project 206300)	\$1,034,000
Transfer from Capital Outlay Reserve (Fund CO 310, Subfund 313) Housing	736,000
Transfer from Capital Outlay Reserve (Fund CO 310, Subfund 313) Elections/Optical Scanning	891,000
Transfer from Capital Outlay Reserve (Fund CO 310, Subfund 313) Light Emitting Diodes	960,000
Transfer from Capital Outlay Reserve (Fund CO 310, Subfund 313) Cyber Security	693,000
Transfer from Parks, Recreation and Open Spaces Department- Marina (Fund GF 040, Subfund 007)	<u>370,000</u>

Total \$4,684,000

Expenditures:

Principal Payment on Loan	\$3,723,000
Interest Payments on Loan	952,000
General and Administrative Expenses	<u>9,000</u>

Total \$4,684,000

**MIAMI-DADE LIBRARY
Library Capital Construction
(Fund CO 310, Subfund 311)**

Revenues: **2016-17**
Carryover \$2,599,000

Expenditures:
Construction Expenditures \$2,599,000

**CAPITAL OUTLAY RESERVE (COR)
(Fund CO 310, Subfunds 313 and 314, Projects 313100, 314006, 314007)**

	<u>Prior Years</u>	<u>FY 2016-17</u>	<u>Future</u>	<u>Total</u>
Future allocations	\$0	\$0	\$8,880,000	\$8,880,000
Prior Years' COR Allocation	11,201,000	0	0	11,201,000
COR Uncommitted Carryover	0	5,153,000	0	5,153,000
COR Committed Carryover	0	4,852,000	0	4,852,000
Information Technology Leadership Council (ITLC) Carryover	0	1,794,000	0	1,794,000
Transfer from Countywide General Fund	0	14,409,000	0	14,409,000
Transfer from UMSA General Fund	0	250,000	0	250,000
Handicapped Parking Fines and Miscellaneous ADA Revenues	0	60,000	0	60,000
Payments in Lieu of Taxes	0	800,000	0	800,000
Interest Earnings	0	2,000	0	2,000
Pay Telephone Commission	0	2,800,000	0	2,800,000
Seaquarium Lease Payment	0	400,000	0	400,000
Transfer from Finance Department	0	5,053,000	0	5,053,000
Transfer from Public Housing and Community Development (for debt service)	0	970,000	0	970,000
Transfer from Animal Services (for debt service)	0	166,000	0	166,000
Transfer from Internal Services Department	0	11,925,000	0	11,925,000
Transfer from Park, Recreation and Open Spaces Department (for debt service)	0	266,000	0	266,000
Transfer from Information Technology Department (for debt service)	0	1,556,000	0	1,556,000
Transfer from CDT for Baseball Capital Reserve Fund (per agreement)	0	750,000	0	750,000
Baseball Stadium Annual Payment	0	2,329,000	0	2,329,000
Total	<u>\$11,201,000</u>	<u>\$53,535,000</u>	<u>\$8,880,000</u>	<u>\$73,616,000</u>
Expenditures	Prior	FY 2016-17	Future	Total
Public Safety				
Corrections - Kitchen Equipment Replacement	\$1,403,000	\$200,000	\$0	\$1,603,000
Corrections - Turner Guilford Knight Correctional Center Kitchen Air Conditioning Installation	1,754,000	1,473,000	0	3,227,000
Corrections - Metro West Detention Center Inmate Housing Improvement	1,736,000	300,000	614,000	2,650,000
Corrections - Turner Guilford Knight Correctional Center Roof Top Security Modification	80,000	50,000	0	130,000
Fire - Hanger for Air Rescue Helicopter at Opa-Locka	125,000	125,000	0	250,000
Judicial - Court Facilities Repairs and Renovations	0	500,000	0	500,000
Non-Departmental - Hialeah Courthouse Annual Equipment and Maintenance	0	500,000	0	500,000
Police - Firearms Training Simulator	33,000	267,000	0	300,000
Police - Repairs and Roof Replacement at the South facilities	107,000	150,000	0	257,000
Police - HAZMAT/Ammunition and Storage Building	0	100,000	400,000	500,000
Police - Electrical Panel Upgrades at various MDPD facilities	150,000	72,000	78,000	300,000
Police - Upgrade Interview Rooms at External Police Facilities	67,000	78,000	175,000	320,000
Police - Miami-Dade Public Safety Training Institute Improvements	1,758,000	1,001,000	1,777,000	4,536,000
Subtotal	<u>\$7,213,000</u>	<u>\$4,816,000</u>	<u>\$3,044,000</u>	<u>\$15,073,000</u>
Recreation and Culture				
PROS - Matheson Settlement - Crandon Park	\$0	\$500,000	\$0	\$500,000
PROS - The Underline	250,000	250,000	0	500,000
PROS - Structural Safety Programs at various parks	50,000	150,000	0	200,000
PROS - 40-Year Recertification at various parks	150,000	50,000	0	200,000
PROS - Colonial Drive Park	0	500,000	2,445,000	2,945,000
Non-Departmental - Capital Reserve Fund Baseball (agreement)	0	750,000	0	750,000
Non-Departmental - HistoryMiami - Repairs and Renovations	25,000	150,000	0	175,000
Subtotal	<u>\$475,000</u>	<u>\$2,350,000</u>	<u>\$2,445,000</u>	<u>\$5,270,000</u>
Neighborhood and Infrastructure				
PROS - Lot Clearing	\$0	\$300,000	\$0	\$300,000
PROS - Tree Canopy - Countywide	0	500,000	0	500,000
PROS - Tree Canopy - UMSA	0	250,000	0	250,000
RER - Abandoned Vehicle Removal in the Unincorporated Municipal Service Area	0	10,000	0	10,000
RER - Unsafe Structures Demolition	0	500,000	0	500,000
RER - Unsafe Structures Board-up	0	200,000	0	200,000
SW - Chemical Container Replacement (Mosquito Control)	0	300,000	0	300,000
Subtotal	<u>\$0</u>	<u>\$2,060,000</u>	<u>\$0</u>	<u>\$2,060,000</u>
Health and Human Services				
Community Action and Human Services Facilities Preventative Maintenance	\$0	\$500,000	\$0	\$500,000
Subtotal	<u>\$0</u>	<u>\$500,000</u>	<u>\$0</u>	<u>\$500,000</u>
Economic Development				
ISD - Richmond Heights Shopping Center	\$0	\$250,000	\$0	\$250,000
Subtotal	<u>\$0</u>	<u>\$250,000</u>	<u>\$0</u>	<u>\$250,000</u>
General Government				
Communications - Video Production Equipment for Miami-Dade TV	\$1,002,000	\$37,000	\$0	\$1,039,000
Elections - ADA Barrier Removal - Polling Places	136,000	29,000	0	165,000
Non-Departmental - ADA Reasonable Accommodations	0	5,000	0	5,000
Non-Departmental - Miscellaneous Repairs and Renovations	0	1,751,000	0	1,751,000
Subtotal	<u>\$1,138,000</u>	<u>\$1,822,000</u>	<u>\$0</u>	<u>\$2,960,000</u>

Debt Service				
Light Emitting Diodes (Sunshine State Series 2011A)	\$0	\$960,000	\$0	\$960,000
Retrofit Telecommunication Towers Phase 1 (Sunshine State Series 2011A)	0	368,000	0	368,000
Tamiami Park (Sunshine State Series 2011A)	0	175,000	0	175,000
311 Answer Center (Capital Asset Series 2004B)	0	37,000	0	37,000
311 Answer Center (Capital Asset Series 2013B)	0	217,000	0	217,000
Americans with Disabilities Act (Capital Asset 2004 B)	0	44,000	0	44,000
Americans with Disabilities Act (Capital Asset Series 2013B)	0	286,000	0	286,000
Carol City Community Center (Sunshine State Series 2011A)	0	606,000	0	606,000
Coast Guard Property (Capital Asset Series 2008B)	0	785,000	0	785,000
Corrections Fire Systems Phase 3 (Sunshine State Series 2011A)	0	1,148,000	0	1,148,000
Corrections Fire Systems Phase 4 (Capital Asset Series 2007)	0	820,000	0	820,000
Cyber Security Phases 2 (Capital Asset Series 2009A)	0	863,000	0	863,000
Cyber Security Phases 1 (Sunshine State Series 2011A)	0	693,000	0	693,000
Dade County Courthouse Façade Repair (Capital Asset Series 2004B)	0	131,000	0	131,000
Dade County Courthouse Façade Repair (Capital Asset Series 2013B)	0	901,000	0	901,000
Elections Facility (Capital Asset Series 2004B)	0	110,000	0	110,000
Elections Facility (Capital Asset Series 2013B)	0	688,000	0	688,000
Elections Optical Scan Voting Equipment (Sunshine State Series 2011A)	0	891,000	0	891,000
Enterprise Resource Planning Implementation and Hardware (Sunshine State Series 2011A)	0	556,000	0	556,000
Golf Club of Miami (Capital Asset Series 2004B)	0	43,000	0	43,000
Golf Club of Miami (Capital Asset Series 2013B)	0	281,000	0	281,000
Project Closeout Costs (Capital Asset Series 2009A)	0	266,000	0	266,000
Project Closeout Costs (Capital Asset Series 2009B)	0	302,000	0	302,000
Public Health Trust - Equipment (Capital Asset Series 2009A)	0	3,833,000	0	3,833,000
Public Health Trust (Sunshine State Series 2011A)	0	1,240,000	0	1,240,000
Public Health Trust Equipment (Sunshine State Series 2011A)	0	4,246,000	0	4,246,000
Hope IV and Scott Carver (Capital Asset Acquisition Series 2007)	0	1,010,000	0	1,010,000
Housing/Ward Towers (Sunshine Series 2011A)	0	736,000	0	736,000
Public Service Tax Bonds (Series 2011)	0	1,150,000	0	1,150,000
Fire UHF Radio System (Capital Asset Series 2013B)	0	1,193,000	0	1,193,000
Fire Boat (Sunshine State Series 2001A)	0	115,000	0	115,000
Hope IV and Scott Carver (Capital Asset Series 2013A)	0	970,000	0	970,000
Ballpark Project	0	2,373,000	0	2,373,000
Enterprise Resource Planning (Capital Asset Series 2013A)	0	3,527,000	0	3,527,000
Elections Equipment (Capital Asset Series 2013A)	0	587,000	0	587,000
Buses for Community Action and Human Services (Capital Asset 2013A)	0	337,000	0	337,000
Portable Classrooms for Head Start/ Early Head Start Programs (Capital Asset 2013A)	0	255,000	0	255,000
Narrowbanding	0	1,296,000	0	1,296,000
Police Fleet Vehicles	0	4,997,000	0	4,997,000
Animal Services Fleet Vehicles	0	72,000	0	72,000
Chevron Energy Project	0	117,000	0	117,000
Animal Services New Facility (estimate)	0	655,000	0	655,000
Public Service Tax for Parks Recreation and Open Spaces (\$3.9 Million) (estimate)	0	<u>63,000</u>	0	<u>63,000</u>
Subtotal	\$0	<u>\$39,943,000</u>	\$0	<u>\$39,943,000</u>
Information Technology Leadership Council (ITLC) Projects				
Elections - Reliavote Absentee Ballot Inserter	\$872,000	\$70,000	\$0	\$942,000
BCC - Automated Agenda Management Software	\$0	\$150,000	\$0	\$150,000
Police - Laboratory Information Management System and Related Subsystems	294,000	796,000	2,981,000	\$4,071,000
Police - MDPD Civil Process Automation	824,000	450,000	410,000	\$1,684,000
Police - Two-Factor Advanced Authentication	<u>385,000</u>	<u>328,000</u>	0	<u>713,000</u>
Subtotal	<u>\$2,375,000</u>	<u>\$1,794,000</u>	<u>\$3,391,000</u>	<u>\$7,560,000</u>
Total	<u>\$11,201,000</u>	<u>\$53,535,000</u>	<u>\$8,880,000</u>	<u>\$73,616,000</u>

**REGULATORY AND ECONOMIC RESOURCES
Beach Erosion Mitigation and Renourishment
(Fund CO 310, Subfund 315, Grant CPDE04)**

Revenues:	2016-17
Army Corps of Engineers	\$6,400,000
Reimbursement from Building Better Communities GOB Program	2,400,000
Florida Department of Environmental Protection	<u>2,200,000</u>
Total	<u>\$11,000,000</u>

Expenditures:	
Construction Expenditures	<u>\$11,000,000</u>

**TRANSPORTATION AND PUBLIC WORKS
(Fund CO 310, Subfund 316, Various Projects)
Stormwater Utility Capital Program**

Revenues:	2016-17
Transfer from Stormwater Utility Fund (Fund 140, Subfund 141)	<u>\$7,309,000</u>

Expenditures:	
Drainage Improvements	<u>\$7,309,000</u>

**BUILDING BETTER COMMUNITIES GENERAL OBLIGATION BOND PROGRAM
(Fund CB 320, Various Subfunds)**

Revenues:	Prior Years	FY 2016-17	Future Years	Total
Programmed Proceeds	\$1,725,057,000	\$234,121,000	\$966,572,000	\$2,925,750,000
Interest Earnings	<u>34,929,000</u>	<u>0</u>	<u>0</u>	<u>34,929,000</u>
Total	<u>\$1,759,986,000</u>	<u>\$234,121,000</u>	<u>\$966,572,000</u>	<u>\$2,960,679,000</u>
 Expenditures:				
Question 1: Water, Sewer and Flood Control	\$147,145,000	\$33,849,000	\$177,800,000	\$358,794,000
Question 2: Park and Recreation Facilities	446,018,000	48,127,000	152,636,000	646,781,000
Question 3: Bridges and Public Infrastructure	191,834,000	29,936,000	110,856,000	332,626,000
Question 4: Public Safety Facilities	89,118,000	41,461,000	194,041,000	324,620,000
Question 5: Emergency and Healthcare Facilities	156,105,000	6,265,000	11,630,000	174,000,000
Question 6: Public Service and Outreach Facilities	154,632,000	35,933,000	51,428,000	241,993,000
Question 7: Housing for Elderly and Families	121,814,000	15,804,000	47,382,000	185,000,000
Question 8: Cultural, Libraries, and Educational Facilities	406,286,000	20,997,000	98,853,000	526,136,000
Office of the County Attorney	3,392,000	149,000	0	3,541,000
Office of Management and Budget	16,234,000	900,000	0	17,134,000
Reserve for Arbitrage Liability	0	0	0	0
Other Legally Eligible Project Costs	0	0	54,000	54,000
Issuance Cost, Discount and Transfers to Debt Service	<u>27,408,000</u>	<u>700,000</u>	<u>121,892,000</u>	<u>150,000,000</u>
Total	<u>\$1,759,986,000</u>	<u>\$234,121,000</u>	<u>\$966,572,000</u>	<u>\$2,960,679,000</u>

**TRANSPORTATION AND PUBLIC WORKS
People's Transportation Plan
(Fund CO 325)**

Revenues:	2016-17
Transfer from People's Transportation Plan (Fund 402)	<u>\$2,980,000</u>
 Expenditures:	
People's Transportation Plan Operating Expenditures	<u>\$2,980,000</u>

**TRANSPORTATION AND PUBLIC WORKS
Secondary Gas Tax Program
(Funds CO 330 and 331, Various Subfunds)**

Revenues:	2016-17
Gas Tax Proceeds	\$255,000
FDOT Reimbursement	<u>15,716,000</u>
Total	<u>\$15,971,000</u>
 Expenditures:	
2016-17 Secondary Gas Tax Program Expenditures	\$10,552,000
Transfer to Metropolitan Planning Organization (Fund 730)	961,000
Transfer to Parks, Recreation and Open Spaces for Special Taxing District Maintenance	255,000
Transfer to Parks, Recreation and Open Spaces for Roadside Maintenance and Landscaping	<u>4,203,000</u>
Total	<u>\$15,971,000</u>

**TRANSPORTATION AND PUBLIC WORKS
Capital Improvement Local Option Gas Tax Program
(Fund CO 337, Subfunds 201-299)**

Revenues:	2016-17
Transfer from Gas Tax Program (Fund CO 330, Subfund 337)	<u>\$3,646,000</u>
 Expenditures:	
Public Works - Local Option Gas Tax (LOGT) Capital Projects	<u>\$3,646,000</u>

**TRANSPORTATION AND PUBLIC WORKS
Capital Improvement Local Option Gas Tax Collections (Three Cents)
(Fund CO 337, Subfund 337)**

Revenues:	2016-17
Carryover	\$3,020,000
Transfer from Transportation Trust Fund (Fund 51-510, Subfund 511)	<u>19,840,000</u>
Total	<u>\$22,860,000</u>
 Expenditures:	
Transfer to Transit Capital Project Fund (Fund ET 412)	\$19,090,000
Transfer to Capital Improvement Local Option Gas Tax Program (Fund CO 337, Subfunds 201-299)	3,646,000
Reserve for Future Projects	<u>124,000</u>
Total	<u>\$22,860,000</u>

**TRANSPORTATION AND PUBLIC WORKS
IMPACT FEE PROGRAM
Roadway Construction
(Fund CI 340, Various Subfunds)**

<u>Revenues:</u>	<u>2016-17</u>
Carryover	\$21,923,000
Impact Fees	<u>113,609,000</u>
Total	<u>\$135,532,000</u>
<u>Expenditures:</u>	
Roadway Construction Projects	<u>\$135,532,000</u>

**MIAMI-DADE FIRE RESCUE
Fire Rescue Impact Fees
(Fund CI 341)**

<u>Revenues:</u>	<u>2016-17</u>
Carryover	\$20,200,000
Impact Fees	<u>4,000,000</u>
Total	<u>\$24,200,000</u>
<u>Expenditures:</u>	
Fleet Replacement Vehicles	\$250,000
Palmetto Bay Fire Rescue Station (Station 18)	500,000
Palmetto Bay Fire Rescue Station (Station 62)	674,000
Miami Executive Airport Aircraft Rescue Bay	95,000
Dolphin Fire Rescue Station (Station 68)	1,100,000
Future Projects	18,981,000
Miscellaneous Fire Rescue Capital Projects	<u>2,600,000</u>
Total	<u>\$24,200,000</u>

**MIAMI-DADE POLICE DEPARTMENT
Police Impact Fees
(Fund CI 342)**

<u>Revenues:</u>	<u>2016-17</u>
Carryover	\$10,334,000
Impact Fees	2,346,000
Interest Earnings	<u>16,000</u>
Total	<u>\$12,696,000</u>
<u>Expenditures:</u>	
Miami-Dade Public Safety Training Institute Improvements	\$2,950,000
Firearms Training Simulator	456,000
Body Cameras	682,000
Real Time Crime Center and Related Systems	768,000
Keyless Entry System	350,000
Range Tower & Target Systems	766,000
Conversion of Records Filing System	350,000
Upgrades to Conference Rooms	100,000
VOIP and Network Enhancements at District Stations	250,000
Equipment Purchases	750,000
New Police District Station	300,000
Reserve for Future Expenditures	<u>4,974,000</u>
Total	<u>\$12,696,000</u>

**PARKS, RECREATION AND OPEN SPACES
Impact Fees
(Fund CI 343)**

<u>Revenues:</u>	<u>2016-17</u>
Carryover	\$25,410,000
Interest	50,000
Impact Fees	<u>4,762,000</u>
Total	<u>\$30,222,000</u>
<u>Expenditures:</u>	
Land Acquisition and Development (PBD 1)	\$3,072,000
Land Acquisition and Development (PBD 2)	4,764,000
Land Acquisition and Development (PBD 3)	1,978,000
Reserve for future expenses	<u>20,408,000</u>
Total	<u>\$30,222,000</u>

REGULATORY AND ECONOMIC RESOURCES
Impact Fee Administration
(Fund CI 349, Subfund 999)

<u>Revenues:</u>	<u>2016-17</u>
Carryover	\$6,926,000
Impact Fees	<u>2,175,000</u>
Total	<u>\$9,101,000</u>
<u>Expenditures:</u>	
Operating Expenditures	\$2,505,000
Administrative Reimbursements	69,000
Reserves	<u>6,527,000</u>
Total	<u>\$9,101,000</u>

PERFORMING ARTS CENTER SPECIAL OBLIGATION BONDS
(Fund CB 360 Subfund 013, Project 368037)

<u>Revenues:</u>	<u>Prior Years</u>	<u>FY 2016-17</u>	<u>Future Years</u>	<u>Total</u>
Convention Development Tax Financing	<u>\$5,000,000</u>	<u>\$0</u>	<u>\$0</u>	<u>\$5,000,000</u>
<u>Expenditures:</u>				
Coconut Grove Playhouse	<u>\$69,000</u>	<u>\$2,170,000</u>	<u>\$2,761,000</u>	<u>\$5,000,000</u>

CAPITAL ASSET ACQUISITION BOND
Series 2007A
(Fund CB 360, Subfund 015)

<u>Revenues:</u>	<u>Prior Years</u>	<u>FY 2016-17</u>	<u>Future Years</u>	<u>Total</u>
Bond Proceeds	<u>\$45,284,000</u>	<u>\$0</u>	<u>\$0</u>	<u>\$45,284,000</u>
<u>Expenditures:</u>				
Build out and Purchase of Overtown Tower 2	\$37,399,000	\$5,379,000	\$0	\$42,778,000
Coast Guard Property	848,000	17,000	0	865,000
Correctional and Rehabilitation Projects:				
Exterior Sealing Phase I - Various Sites	285,000	90,000	0	375,000
Turner Guilford Knight - Kitchen Air Conditioning	170,000	96,000	0	266,000
Metro West Detention Center - Replace Housing Unit Security Window	<u>0</u>	<u>1,000,000</u>	<u>0</u>	<u>1,000,000</u>
Total	<u>\$38,702,000</u>	<u>\$6,582,000</u>	<u>\$0</u>	<u>\$45,284,000</u>

2006 SUNSHINE STATE LOAN
(Fund CB 360, Subfund 103)

<u>Revenues:</u>	<u>Prior Years</u>	<u>FY 2016-17</u>	<u>Future Years</u>	<u>Total</u>
Loan Proceeds	<u>\$5,000,000</u>	<u>\$0</u>	<u>\$0</u>	<u>\$5,000,000</u>
<u>Expenditures:</u>				
Fire Rescue - Station Renovations	\$200,000	\$400,000	\$400,000	\$1,000,000
Fire Rescue - Sweetwater Station 29	<u>0</u>	<u>1,724,000</u>	<u>2,276,000</u>	<u>4,000,000</u>
Total	<u>\$200,000</u>	<u>\$2,124,000</u>	<u>\$2,676,000</u>	<u>\$5,000,000</u>

2008 SUNSHINE STATE LOAN
(Fund CB 360, Subfund 104)

<u>Revenues:</u>	<u>Prior Years</u>	<u>FY 2016-17</u>	<u>Future Years</u>	<u>Total</u>
Loan Proceeds	<u>\$2,347,000</u>	<u>\$0</u>	<u>\$0</u>	<u>\$2,347,000</u>
<u>Expenditures:</u>				
Housing Safety Security Improvements	<u>\$2,317,000</u>	<u>\$30,000</u>	<u>\$0</u>	<u>\$2,347,000</u>

CAPITAL ASSET ACQUISITION BOND
Series 2016A
(Fund CB 362, Subfunds 010)

<u>Revenues</u>	<u>Prior Years</u>	<u>FY 2016-17</u>	<u>Future Years</u>	<u>Total</u>
Bond Proceeds	<u>\$35,165,000</u>	<u>\$0</u>	<u>\$0</u>	<u>\$35,165,000</u>
Expenditures:				
Animal Services				
New Animal Shelter	\$21,025,000	\$110,000	\$0	\$21,135,000
Liberty City Spay/Neuter Clinic	130,000	1,180,000	1,000,000	2,310,000
Parks, Recreation and Open Spaces				
Ives Estates Tot Lot	\$65,000	\$100,000	\$0	\$165,000
Little River Park	100,000	50,000	0	150,000
Gwen Cherry Park	73,000	100,000	0	173,000
Partners Park	100,000	100,000	0	200,000
Highland Oaks Park	130,000	30,000	0	160,000
Ron Ehmann Park	120,000	60,000	0	180,000
Devon Aire Park	50,000	50,000	0	100,000
Castellow Hammock Preserve	40,000	30,000	0	70,000
Camp Owaissa Bauer	40,000	30,000	0	70,000
Serena Lakes Park	35,000	80,000	0	115,000
Naranja Park	28,000	52,000	0	80,000
Colonial Drive Park	50,000	205,000	0	255,000
Millers Pond Park	50,000	151,000	0	201,000
Forest Lakes Park	110,000	200,000	0	310,000
Trail Glades Range	200,000	100,000	0	300,000
Norman and Jean Reach Park	150,000	50,000	0	200,000
Backflow Preventers at Various Parks	162,000	40,000	0	202,000
Black Point Park and Marina	99,000	100,000	0	199,000
Brothers to the Rescue Park	25,000	50,000	0	75,000
Tropical Park	50,000	50,000	0	100,000
Zoo Miami Construction - Phase V - Florida Exhibit	2,723,000	777,000	0	3,500,000
Venetian Causeway - East Bascule Bridge Repairs	<u>164,000</u>	<u>4,751,000</u>	<u>0</u>	<u>4,915,000</u>
Total	<u>\$25,719,000</u>	<u>\$8,446,000</u>	<u>\$1,000,000</u>	<u>\$35,165,000</u>

CAPITAL ASSET ACQUISITION BOND
Series 2010
(CB 362 Subfunds 006, 007, and 008)

<u>Revenues</u>	<u>Prior Years</u>	<u>FY 2016-17</u>	<u>Future Years</u>	<u>Total</u>
Bond Proceeds	<u>\$2,038,000</u>	<u>\$0</u>	<u>\$0</u>	<u>\$2,038,000</u>
Expenditures				
Parks, Recreation and Open Spaces - Venetian Bridge Planning and Design	<u>\$1,438,000</u>	<u>\$600,000</u>	<u>\$0</u>	<u>\$2,038,000</u>

CAPITAL ASSET ACQUISITION BONDS
Series 2013A Projects
(Fund CB 362, Subfund 009, Project 362653)

<u>Revenues</u>	<u>Prior Years</u>	<u>FY 2016-17</u>	<u>Future Years</u>	<u>Total</u>
Bond Proceeds	<u>\$47,300,000</u>	<u>\$0</u>	<u>\$0</u>	<u>\$47,300,000</u>
Expenditures				
New Directions Residential Rehabilitative Services	\$174,000	\$1,126,000	\$0	\$1,300,000
Full Enterprise Resource Planning Implementation	<u>11,216,000</u>	<u>11,716,000</u>	<u>23,068,000</u>	<u>46,000,000</u>
Total	<u>\$11,390,000</u>	<u>\$12,842,000</u>	<u>\$23,068,000</u>	<u>\$47,300,000</u>

SAFE NEIGHBORHOOD PARKS BOND PROGRAM
(Fund CB 380, All Subfunds)

<u>Revenues:</u>	<u>Prior Years</u>	<u>FY 2016-17</u>	<u>Future Years</u>	<u>Total</u>
Bond Proceeds	<u>\$1,429,000</u>	<u>\$0</u>	<u>\$0</u>	<u>\$1,429,000</u>
Expenditures:				
Parks, Recreation and Open Spaces - Pool Capital Improvements	\$524,000	\$432,000	\$0	\$956,000
Parks, Recreation and Open Spaces - Miscellaneous Capital Improvements	<u>22,000</u>	<u>451,000</u>	<u>0</u>	<u>473,000</u>
Total	<u>\$546,000</u>	<u>\$883,000</u>	<u>\$0</u>	<u>\$1,429,000</u>

TRANSPORTATION AND PUBLIC WORKS
People's Transportation Plan - Public Works Capital Program
(Fund CB 390)

<u>Revenues:</u>	<u>2016-17</u>
Carryover	\$3,250,000
People's Transportation Plan Bond Proceeds	43,652,000
Charter County Transit Surtax	<u>500,000</u>
Total	<u>\$47,402,000</u>
Public Works - PTP Capital Expenditure	<u>\$47,402,000</u>

**PEOPLE'S TRANSPORTATION PLAN FUND
Capital Expansion Reserve Fund
(Fund SP 402, Subfund 404)**

<u>Revenues:</u>	<u>2016-17</u>
Carryover	\$69,667,000
Transfer from PTP Revenue Fund (SP Fund 402, Subfund 402)	<u>10,542,000</u>
Total	<u>\$80,209,000</u>
<u>Expenditures:</u>	
Payment to SFRTA for Miami Central Station - Downtown Tri-Rail Link	\$8,000,000
SMART Plan (PD&E) Expenditures	4,166,000
Ending Fund Balance	<u>68,043,000</u>
Total	<u>\$80,209,000</u>

**CAPITAL FUNDS
(Fund ET 412 and Fund 414 Subfund Various)**

<u>Revenues:</u>	<u>2016-17</u>
Carryover	\$93,000
Capital Improvement Local Option Gas Tax	19,090,000
FTA 5339 Bus and Bus Facility Formula Grant	3,950,000
FTA 5307/5309 Formula Grant	88,612,000
PTP Bond Program	170,834,000
Lease Financing Proceeds	<u>226,300,000</u>
Total	<u>\$508,879,000</u>
<u>Expenditures:</u>	
Construction Projects	<u>\$508,879,000</u>

**PORT OF MIAMI
Construction Fund
(Fund ES 421)**

<u>Revenues:</u>	<u>2016-17</u>
FDOT Funds	\$2,274,000
Tenant Financing	1,000,000
Financing Proceeds	<u>132,426,000</u>
Total	<u>\$135,700,000</u>
<u>Expenditures:</u>	
Construction Projects	<u>\$135,700,000</u>

**PARKS, RECREATION AND OPEN SPACES
Venetian Causeway Capital Fund
(Fund EN 438, Subfund 002)**

<u>Revenues:</u>	<u>2016-17</u>
Carryover	\$14,000
FDOT Incentive Grant Program	571,000
Transfer from Operating Fund (Fund ER 438 Subfund 001)	<u>950,000</u>
Total	<u>\$1,535,000</u>
<u>Expenditures:</u>	
Capital Projects	<u>\$1,535,000</u>

**PARKS, RECREATION AND OPEN SPACES
Rickenbacker Causeway Capital Fund
(Fund ER 431, Various Subfunds)**

<u>Revenues:</u>	<u>2016-17</u>
Transfer from Causeway Operating Fund (Fund ER 430)	<u>\$4,319,000</u>
<u>Expenditures:</u>	
Causeway Capital Projects	<u>\$4,319,000</u>

**DEPARTMENT OF SOLID WASTE MANAGEMENT
Waste Collection Capital Projects
(Fund EF 470, Subfund C10)**

<u>Revenues:</u>	<u>Prior Years</u>	<u>FY 2016-17</u>	<u>Future Years</u>	<u>Total</u>
Transfer from Operating Subfund 470	<u>\$3,030,000</u>	<u>\$1,630,000</u>	<u>\$7,070,000</u>	<u>\$11,730,000</u>
Expenditures:				
Trash and Recycling Center Improvements	\$1,349,000	\$730,000	\$3,421,000	\$5,500,000
Waste Collection Facility Improvements	248,000	300,000	1,672,000	2,220,000
Shop 3A New Facility Building	1,149,000	600,000	231,000	1,980,000
West/Southwest Trash and Recycling Center	<u>284,000</u>	<u>0</u>	<u>1,746,000</u>	<u>2,030,000</u>
Total	<u>\$3,030,000</u>	<u>\$1,630,000</u>	<u>\$7,070,000</u>	<u>\$11,730,000</u>

**DEPARTMENT OF SOLID WASTE MANAGEMENT
Debt Service
(Fund EW 470)**

<u>Revenues:</u>	<u>2016-17</u>
Intradepartmental Transfer from Waste Collection Operations	<u>\$426,000</u>
Expenditures:	
Fleet Loan Financing	<u>\$426,000</u>

**DEPARTMENT OF SOLID WASTE MANAGEMENT
Waste Disposal Capital Projects
(Fund EW 490 Subfund, C10)**

<u>Revenues:</u>	<u>Prior Years</u>	<u>FY 2016-17</u>	<u>Future Years</u>	<u>Total</u>
Solid Waste System Revenue Bonds, Series 2001	\$2,655,000	\$0	\$0	\$2,655,000
Solid Waste System Revenue Bonds, Series 2005	60,792,000	0	0	60,792,000
Interest Earnings	4,673,000	0	0	4,673,000
BBC GOB Series 2005A	47,000	0	0	47,000
BBC GOB Series 2008B	780,000	0	0	780,000
BBC GOB Series 2008B-1	127,000	0	0	127,000
BBC GOB Series 2011A	917,000	0	0	917,000
BBC GOB Series 2013A	1,791,000	0	0	1,791,000
BBC GOB Series 2014A	1,320,000	0	0	1,320,000
BBC GOB Future Financing	1,619,000	4,649,000	0	6,268,000
Future Waste Debt	0	1,415,000	84,525,000	85,940,000
Transfer from Operating Subfund 490	24,340,000	11,636,000	57,214,000	93,190,000
Utility Service Fee	0	250,000	2,750,000	3,000,000
Donations	<u>1,000,000</u>	<u>0</u>	<u>0</u>	<u>1,000,000</u>
Total	<u>\$100,061,000</u>	<u>\$17,950,000</u>	<u>\$144,489,000</u>	<u>\$262,500,000</u>
Expenditures:				
58 Street Home Chemical Collection Center and Area Drainage Improvements	\$841,000	\$1,596,000	\$563,000	\$3,000,000
58 Street Truck wash Facility	0	0	0	0
Central Transfer Station Compactor Replacement	4,380,000	200,000	320,000	4,900,000
Disposal Facilities Improvements	990,000	280,000	730,000	2,000,000
Disposal Facility Exit Scales	90,000	0	90,000	180,000
Disposal System Facilities Backup Power Generators	350,000	350,000	220,000	920,000
Environmental Improvements	530,000	75,000	395,000	1,000,000
Miami Garden Landfill Closure	0	250,000	2,750,000	3,000,000
Munisport Landfill Closure Grant	24,068,000	2,000,000	9,632,000	35,700,000
North Dade Landfill East Cell Closure	0	0	21,500,000	21,500,000
North Dade Landfill Expansion/Improvements	0	0	6,800,000	6,800,000
North Dade Landfill Gas Extraction System - Phase II	976,000	50,000	774,000	1,800,000
North Dade Landfill Groundwater Remediation	0	100,000	1,400,000	1,500,000
Northeast Transfer Station Improvements	2,193,000	1,030,000	2,377,000	5,600,000
Old South Dade New Transfer Station	0	300,000	25,700,000	26,000,000
Old South Dade Landfill Stormwater Pump Station Modifications	166,000	50,000	334,000	550,000
Replacement of Scales at Disposal Facilities	180,000	180,000	0	360,000
Resources Recovery - Capital Improvement Projects	11,992,000	1,000,000	6,008,000	19,000,000
Resources Recovery Ash Landfill Cell 19 Closure	906,000	2,350,000	944,000	4,200,000
Resources Recovery Ash Landfill Cell 20 Closure	0	0	6,000,000	6,000,000
Scalehouse Expansion Project	1,061,000	552,000	1,097,000	2,710,000
Shop 3A New Facility Building	766,000	400,000	154,000	1,320,000
South Dade Landfill Cell 4 Closure	0	0	17,500,000	17,500,000
South Dade Landfill Cell 4 Gas Extraction and Odor Control	1,156,000	340,000	1,104,000	2,600,000
South Dade Landfill Cell 5 Closure	0	0	18,500,000	18,500,000
South Dade Landfill Cell 5 Construction	6,691,000	8,022,000	3,787,000	18,500,000
South Dade Landfill Expansion Improvements	100,000	300,000	4,900,000	5,300,000
South Dade Landfill Groundwater Remediation	692,000	60,000	548,000	1,300,000
Taylor Park Remediation	200,000	350,000	2,950,000	3,500,000
Virginia Key Landfill Closure	4,288,000	6,120,000	35,952,000	46,360,000
West Transfer Station Improvements	<u>336,000</u>	<u>215,000</u>	<u>349,000</u>	<u>900,000</u>
Total	<u>\$62,952,000</u>	<u>\$26,170,000</u>	<u>\$173,378,000</u>	<u>\$262,500,000</u>

DEPARTMENT OF SOLID WASTE MANAGEMENT
Rate Stabilization Reserve
(Fund EF 490, Subfund GR0)

<u>Revenues:</u>	<u>2016-17</u>
Restricted Carryover	\$20,686,000
Proceed Earnings	<u>27,000</u>
Total	<u>\$20,713,000</u>
<u>Expenditures:</u>	
Rate Stabilization Reserve	<u>\$20,713,000</u>

DEPARTMENT OF SOLID WASTE MANAGEMENT
Debt Service
(Fund EW 490, various Subfunds)

<u>Revenues:</u>	<u>2016-17</u>
Transfer from Subfunds 491 and 499	<u>\$15,804,000</u>
<u>Expenditures:</u>	
Principal Payments on the Series 2015 Revenue Bonds	\$12,480,000
Interest Payments on the Series 2015 Revenue Bonds	<u>3,324,000</u>
Total	<u>\$15,804,000</u>

FUTURE DEBT OBLIGATIONS

<u>Revenues:</u>	<u>Prior Years</u>	<u>FY 2016-17</u>	<u>Future Years</u>	<u>Total</u>
Financing Proceeds	<u>\$60,332,000</u>	<u>\$39,664,000</u>	<u>\$6,551,000</u>	<u>\$106,547,000</u>
<u>Expenditures:</u>				
Fire Rescue - Helicopter Fleet Replacement	\$0	\$60,000,000	\$0	\$60,000,000
Fire Rescue - Replace Computer Aided Dispatch	0	1,233,000	2,450,000	3,683,000
Police - Replace Computer Aided Dispatch	0	3,977,000	0	3,977,000
Quality Neighborhood Improvement Program	0	10,000,000	0	10,000,000
Fleet Replacement Vehicles	<u>332,000</u>	<u>24,454,000</u>	<u>4,101,000</u>	<u>28,887,000</u>
Total	<u>\$332,000</u>	<u>\$99,664,000</u>	<u>\$6,551,000</u>	<u>\$106,547,000</u>

PARKS, RECREATION AND OPEN SPACES
Grants
(Fund SO 130)

<u>Revenues:</u>	<u>2016-17</u>
Prior Year Revenue	\$723,000
Community Development Block Grants	48,000
Florida Department of Transportation	2,700,000
Florida Boating Improvement Fund	1,642,000
Florida Inland Navigational District	<u>1,425,000</u>
Total	<u>\$6,538,000</u>
<u>Expenditures:</u>	
Greenways and Trails	\$2,700,000
Community Development Block Grants	48,000
Marinas Capital	<u>3,790,000</u>
Total	<u>\$6,538,000</u>

MIAMI-DADE AVIATION DEPARTMENT
Improvement Fund

<u>Revenues:</u>	<u>2016-17</u>
Carryover	\$190,000,000
Transfer from Revenue Fund	87,283,000
Transfer from Interest and Sinking Fund	1,000,000
Interest Earnings	<u>500,000</u>
Total	<u>\$278,783,000</u>
<u>Expenditures:</u>	
On-Going Improvement Fund Projects	\$9,867,000
Unplanned Capital Projects	15,000,000
Payment to Subordinate Debt	6,740,000
Payment of Viaduct Loan	5,000,000
Payment of DB Bonds Debt Service	15,432,000
Transfer to Revenue Fund	85,000,000
Ending Cash Balance	<u>141,744,000</u>
Total	<u>\$278,783,000</u>

**MIAMI-DADE AVIATION DEPARTMENT
Reserve Maintenance Fund**

<u>Revenues:</u>	<u>2016-17</u>
Carryover	\$30,000,000
Transfer from Revenue Fund	30,000,000
Grants Contribution	5,107,000
Interest Earnings	<u>100,000</u>
Total	<u>\$65,207,000</u>
<u>Expenditures:</u>	
Projects Committed	\$64,600,000
Ending Cash Balance	<u>607,000</u>
Total	<u>\$65,207,000</u>

**MIAMI-DADE AVIATION DEPARTMENT
Construction Fund (Trust Agreement Bonds)**

<u>Revenues:</u>	<u>2016-17</u>
Carryover	\$60,000,000
Future Financing	64,078,000
Improvement Fund	9,866,000
Grant Funds	<u>22,516,000</u>
Total	<u>\$156,460,000</u>
<u>Expenditures:</u>	
Projects in Capital Improvement Program	\$123,500,000
Ending Cash Balance	<u>32,960,000</u>
Total	<u>\$156,460,000</u>

**MIAMI-DADE AVIATION DEPARTMENT
Passenger Facility Charges (PFC) Account**

<u>Revenues:</u>	<u>2016-17</u>
Carryover	\$200,000,000
PFC Revenue Received	80,000,000
Interest Earnings	400,000
Total	<u>\$280,400,000</u>
<u>Expenditures:</u>	
Unplanned Capital Projects	\$25,000,000
Debt Service Payment	63,000,000
Capital Projects Revenue	41,476,000
Ending Cash Balance	<u>150,924,000</u>
Total	<u>\$280,400,000</u>

**MIAMI-DADE AVIATION DEPARTMENT
Construction Fund (Double Barrel Bonds)**

<u>Revenues:</u>	<u>2016-17</u>
Carryover	<u>\$20,000,000</u>
<u>Expenditures:</u>	
Capital Projects Expenditure	\$3,574,000
Ending Cash Balance	<u>16,426,000</u>
Total	<u>\$20,000,000</u>

**MIAMI-DADE AVIATION DEPARTMENT
Environmental Fund**

<u>Revenues:</u>	<u>2016-17</u>
Carryover	\$51,000,000
Interest Earnings	<u>200,000</u>
Total	<u>\$51,200,000</u>
<u>Expenditures:</u>	
Projects Committed	\$25,000,000
Ending Cash Balance (Reserve for Emergencies)	<u>26,200,000</u>
Total	<u>\$51,200,000</u>

**MIAMI-DADE WATER AND SEWER
Restricted Assets Funds
Renewal and Replacement Fund**

<u>Revenues:</u>	<u>2016-17</u>
Carryover	\$27,072,000
Transfers from Revenue Fund	<u>80,000,000</u>
Total	<u>\$107,072,000</u>

<u>Expenditures:</u>	
Water Expenditures	\$44,931,000
Wastewater Expenditures	<u>62,141,000</u>
Total	<u>\$107,072,000</u>

**MIAMI-DADE WATER AND SEWER
Water Plant Expansion Fund**

<u>Revenues:</u>	<u>2016-17</u>
Carryover	\$26,563,000
Connection Fees	<u>8,821,000</u>
Total	<u>\$35,384,000</u>

<u>Expenditures:</u>	
Construction Expenditures	\$19,878,000
Ending Cash Balance Available for Future Project Costs	<u>15,506,000</u>
Total	<u>\$35,384,000</u>

**MIAMI-DADE WATER AND SEWER
Capital Improvement Fund**

<u>Revenues:</u>	<u>2016-17</u>
Carryover	\$240,380,000
New Proceeds	249,608,000
Revenue from Special Construction	<u>595,000</u>
Total	<u>\$490,583,000</u>

<u>Expenditures:</u>	
Water Construction Expenditures	\$117,069,000
Wastewater Construction Expenditures	325,080,000
Ending Cash Balance	<u>48,434,000</u>
Total	<u>\$490,583,000</u>

**MIAMI-DADE WATER AND SEWER
Fire Hydrant Fund**

<u>Revenues:</u>	<u>2016-17</u>
Carryover	\$1,031,000
Transfers from Revenue Fund	<u>2,469,000</u>
Total	<u>\$3,500,000</u>

<u>Expenditures:</u>	
Construction Expenditures	<u>\$3,500,000</u>

**MIAMI-DADE WATER AND SEWER
Wastewater Plant Expansion Fund**

<u>Revenues:</u>	<u>2016-17</u>
Carryover	\$98,530,000
Connection Fees	<u>23,476,000</u>
Total	<u>\$122,006,000</u>

<u>Expenditures:</u>	
Construction Expenditures	\$18,504,000
Ending Cash Balance Available for Future Project Costs	<u>103,502,000</u>
Total	<u>\$122,006,000</u>

**PUBLIC HOUSING AND COMMUNITY DEVELOPMENT
Capital Program Fund**

<u>Revenues:</u>	<u>Prior Years</u>	<u>FY 2016-17</u>	<u>Future Years</u>	<u>Total</u>
Capital Fund Program (CFP) - 713	\$5,200,000	\$561,000	\$0	\$5,761,000
Capital Fund Program (CFP) - 714	3,139,000	1,880,000	724,000	5,743,000
Capital Fund Program (CFP) - 715	1,032,000	2,002,000	3,778,000	6,812,000
Capital Fund Program (CFP) - 716	0	1,026,000	5,786,000	6,812,000
Capital Funds Financing Program (CFFP)	0	1,600,000	6,400,000	8,000,000
Replacement Housing Factor (RHF)	0	0	1,832,000	1,832,000
Hope VI Grant	<u>250,000</u>	<u>1,560,000</u>	<u>0</u>	<u>1,810,000</u>
Total	<u>\$9,621,000</u>	<u>\$8,629,000</u>	<u>\$18,520,000</u>	<u>\$36,770,000</u>
Expenditures:				
Public Housing and Community Development Improvement	<u>\$9,621,000</u>	<u>\$8,629,000</u>	<u>\$18,520,000</u>	<u>\$36,770,000</u>

**JACKSON HEALTH SYSTEMS
Capital Budget**

<u>Revenues:</u>	<u>Prior Years</u>	<u>FY 2016-17</u>	<u>Future Years</u>	<u>Total</u>
Funded Depreciation	\$38,083	\$50,000	\$843,364	\$931,447
Series 2015 Revenue Bond Proceeds	16,289	0	0	16,289
Series 2009 Revenue Bond Interest	14,875	1,893	0	16,768
Series 2009 Revenue Bond Interest	1,668	0	0	1,668
JMH General Obligation Bonds	100,000	266,225	463,775	830,000
Foundation	2,662	0	0	2,662
Federal Grants	<u>6,442</u>	<u>0</u>	<u>0</u>	<u>6,442</u>
Total	<u>\$180,019</u>	<u>\$318,118</u>	<u>\$1,307,139</u>	<u>\$1,805,276</u>
Expenditures:				
Facility Improvements	\$44,108	\$95,071	\$290,486	\$429,665
Medical & Technology Equipment & Software	58,716	97,096	187,085	342,897
Infrastructure Improvements	34,975	77,204	165,078	277,256
New Facilities	<u>42,221</u>	<u>48,747</u>	<u>664,490</u>	<u>755,458</u>
Total	<u>\$180,019</u>	<u>\$318,118</u>	<u>\$1,307,139</u>	<u>\$1,805,276</u>

Note: This schedule is net of County Building Better Communities General Obligation Bond projects for Jackson Health System