

Approved _____ Mayor
Veto _____
Override _____

Agenda Item H

ORDINANCE NO.

ORDINANCE APPROVING, ADOPTING AND RATIFYING PROPRIETARY BUDGETS, SPECIAL ASSESSMENT DISTRICT BUDGETS, AND OTHER BUDGETS OF MIAMI-DADE COUNTY, FLORIDA, FOR FISCAL YEAR COMMENCING OCTOBER 1, 2019 AND ENDING SEPTEMBER 30, 2020; PROVIDING A SHORT TITLE; INCORPORATING FISCAL YEAR 2019-20 PROPOSED BUDGET AS AMENDED; APPROPRIATING ALL BUDGETED REVENUES AND EXPENDITURES; AUTHORIZING INVESTMENT OF COUNTY FUNDS IN TIME WARRANTS OF MIAMI-DADE COUNTY; AUTHORIZING TRANSFER OF FUNDS AS CASH ADVANCES PENDING RECEIPT OF TAXES OR OTHER REVENUES; RATIFYING AND APPROVING IMPLEMENTING ORDERS AND OTHER ACTIONS OF BOARD WHICH SET FEES, RATES, AND CHARGES; AUTHORIZING FEES, RATES, AND CHARGES CONSISTENT WITH APPROPRIATIONS AND PROVIDING FOR THEIR AMENDMENT; APPROVING REVISED FEES, CHARGES, AND IMPLEMENTING ORDERS FOR VARIOUS DEPARTMENTS AND AGENCIES; APPROVING PAY RATES IN FISCAL YEAR 2019-20 PAY PLAN; AUTHORIZING ALLOCATIONS AND REALLOCATIONS OF BOND PROCEEDS AND INTEREST EARNINGS; AUTHORIZING MAYOR OR MAYOR'S DESIGNEE TO PROVIDE BOND ISSUE RESERVES; ESTABLISHING SUCH FUNDS AS MAY BE APPROVED DURING FISCAL YEAR AND PROVIDING FOR THEIR EXPENDITURE; AUTHORIZING PAYMENT OF LOCAL BUSINESS TAX SURCHARGE TO BEACON COUNCIL; APPROPRIATING GRANT, DONATION, AND CONTRIBUTION FUNDS; AUTHORIZING MAYOR OR MAYOR'S DESIGNEE TO NEGOTIATE AND EXECUTE CERTAIN FUNDING AGREEMENTS; CONTINUING MUNICIPAL SERVICES FUND; AUTHORIZING DISBURSEMENT FROM THE ENVIRONMENTALLY ENDANGERED LANDS ("EEL") ACQUISITION TRUST FUND TO SUPPLEMENT THE EEL LAND MANAGEMENT TRUST FUND TO MAINTAIN THE PRINCIPAL BALANCE REQUIRED UNDER SECTION 24-50.5 (2)(B)(I) OF THE CODE OF MIAMI-DADE COUNTY, FLORIDA ("CODE"); WAIVING FOR FISCAL YEAR 2019-20, PROVISIONS OF SECTION 2-1799(F)1 OF THE CODE RELATED TO DISPOSITION OF UNALLOCATED CARRYOVER FUNDING IN COUNTYWIDE AND UNINCORPORATED MUNICIPAL SERVICES AREA GENERAL FUND BUDGETS, SECTION 29-7(G) OF THE CODE RELATED TO ALLOCATION OF DOCUMENTARY SURTAX FUNDS, AND RESOLUTION NO. R-924-08 RELATING TO TRANSIT FARES, FEES, AND CHARGES; WAIVING PROVISIONS OF THE CODE AND RESOLUTIONS REQUIRING EXECUTION OF COUNTY AFFIDAVITS FOR NON-PROFITS RECEIVING CERTAIN COUNTY FUNDING; AUTHORIZING THE TERMINATION OF SWAP TRANSACTIONS AND ALLOWING REINVESTMENT OF SWAP PROCEEDS IN ACCORDANCE WITH COUNTY INVESTMENT POLICIES; AMENDING SECTION 29-

54(A)(1) OF THE CODE; ALLOWING TOURIST DEVELOPMENT ROOM TAX TO BE USED FOR BEACH IMPROVEMENT, MAINTENANCE, RENOURISHMENT, RESTORATION AND EROSION ACTIVITIES WITHIN THE COUNTY; AMENDING SECTION 8CC-10.1 OF THE CODE; PROVIDING FOR COUNTY MAYOR TO APPOINT COMMITTEE TO DETERMINE USE OF CODE ENFORCEMENT TECHNOLOGY TRUST FUND; AMENDING, WAIVING OR RESCINDING, IF NECESSARY, VARIOUS SECTIONS OF THE CODE, APPLICABLE IMPLEMENTING ORDERS, AND OTHER LEGISLATIVE ENACTMENTS TO CONFORM SUCH ENACTMENTS TO FISCAL YEAR 2019-20 BUDGET; SUPERSEDING CONFLICTING PROVISIONS OF PRIOR LEGISLATIVE ENACTMENTS; PROVIDING SEVERABILITY, INCLUSION IN AND EXCLUSION FROM THE CODE AND AN EFFECTIVE DATE

BE IT ORDAINED, BY THE BOARD OF COUNTY COMMISSIONERS OF MIAMI-DADE COUNTY, FLORIDA:

Section 1. This ordinance shall be known and may be cited as the "Fiscal Year 2019-20 Miami-Dade County Self-Supporting Budget Ordinance."

Section 2. Pursuant to section 5.03(B) of the Home Rule Charter, the County Mayor has recommended a proposed budget for Miami-Dade County, Florida, for the fiscal year commencing October 1, 2019. Said proposed budget document as submitted to the Board of County Commissioners ("Board") is incorporated herein by reference and is amended to include: (a) all of the applicable changes contained in this ordinance; and (b) the changes contained in the September 5, 2019 memorandum entitled "Information for First Budget Hearing – FY 2019-20 Proposed Budget", which changes are noted on the version attached hereto.

Section 3. The proprietary budgets, special assessment district budgets, and other budgets proposed, including the five-year financial plan contained therein, as amended as set forth in this ordinance, are hereby approved and adopted and the budgeted revenues and expenditures therein are hereby appropriated. Department expenditure allocations established by the County Mayor as revised and summarized in the attached budgets are adopted as limitations of all expenditures, except as hereinafter provided and appropriations hereby have been provided for outstanding indebtedness for the payment of vouchers that have been incurred in the current or prior year, but are not expected to be paid until the commencement of the new

fiscal year. Receipts from sources not anticipated in the attached budgets may be appropriated and expended by ordinance duly enacted by the Board in accordance with section 129.06(2)(d), Florida Statutes, and section 1.02(A) of the Miami-Dade County Home Rule Charter. Adjustments within the same fund to departmental appropriations made in the attached budgets may be approved from time to time by motion duly adopted by the Board in accordance with section 129.06(2)(a), Florida Statutes, and sections 2-1792 through 2-1800A of the Code of Miami-Dade County, Florida ("Code"). The Director of the Office of Management and Budget is authorized to approve adjustments to expenditure code allocations within the limit of the departmental or other appropriations made in the attached budgets. All adjustments made in accordance with this ordinance are approved and ratified.

Section 4. Pursuant to the authority of Chapter 8015, Special Acts of Florida, 1919, which authorizes the Board to borrow money and to issue time warrants, and pursuant to the authority of section 129.02(5), Florida Statutes, which permits funds of the County to be invested in securities of the federal government and of the local governments in Florida, or both, the Finance Director is hereby authorized to invest these monies in the time warrants of Miami-Dade County, Florida.

Section 5. As provided in section 5.03(C) of the Home Rule Charter, the Board hereby authorizes the transfer of any portion of the earnings or balance of the several funds, other than sinking funds, for obligations not yet retired, to the general funds of the County provided that such transfer be deemed a cash advance to meet operating and other expenses approved by the Board, and that all such advances shall be reimbursed before the end of the fiscal year upon receipt of adequate tax or other appropriate revenues. Provided, however, that this section in no way limits or restricts the power of the Board to transfer any unencumbered appropriation balance, or any portion thereof, from one department, fund or agency to another as provided by law pursuant to section 5.03(C) of the Home Rule Charter.

Section 6. The provisions of section 2-1799(f)1 of the Code of Miami-Dade County, Florida, requiring that 50 percent of the unallocated carryover funds in the Countywide and

Unincorporated Municipal Service Area general fund budgets be allocated to the Capital Outlay Reserve fund in the fiscal year following the fiscal year the funds were identified to support County services, are waived for Fiscal Year 2019-20 to permit the use of carryover funds in the Countywide and UMSA general fund budgets that remain unallocated as of September 30, 2019 for appropriation to the Fiscal Year 2019-20 Budget as approved by the Board.

Section 7. The provisions of section 29-7(G) of the Code requiring that no allocation of documentary surtax funds shall be made except as part of a competitive Request for Applications process shall be waived for Fiscal Year 2019-20.

Section 8. The Board authorizes the County Mayor or County Mayor's designee to: (i) terminate any of the County's existing interest rate swap agreements, subject to a favorable recommendation by the County's swap advisor; (ii) invest any termination proceeds in accordance with the County's Investment Policy; and (iii) finalize and execute any documents and certificates necessary in order to effectuate the termination.

Section 9. The provisions of Resolution No. R-924-08 relating to transit fares, fees and charges which require adjustments to said fares, fees and charges every three years in accordance with the average rate of the Consumer Price Index (CPI) for the preceding three years shall be waived for FY 2019-20.

Section 10. Section 29-54 of the Code is hereby amended to read as follows:¹

Sec. 29-54. Disposition of revenues; review of expenditure.

(a) *Tourist development room tax.*

(1) Collections received by the Tax Collector from the tourist development room tax, less costs of administration, are to be deposited in the "Miami-Dade County Tourist Development Trust Fund," herewith established, and used in accordance with the Miami-Dade County Tourist Development Plan, which provides for the allocation of funds as follows:

¹ Words stricken through and/or [[double bracketed]] shall be deleted. Words underscored and/or >>double arrowed<< constitute the amendment proposed. The remaining provisions are now in effect and remain unchanged.

3. >>As determined by the Board of County Commissioners,<< to promote tourism, to fund tourist-related facilities as allowed by law, ~~[[and]]~~ to fund tourist-oriented events located within the municipal boundaries of the City of Miami, ~~[[as determined by the Board of County Commissioners]]~~ and ~~[[for fiscal year 2012-13,]]~~ to finance within the County beach park facilities or beach improvement, maintenance, renourishment, restoration, and erosion control, including shoreline protection, enhancement or, cleanup, as those uses relate to the physical preservation of the beach or shoreline, or for any other uses within the County's boundaries permitted by law. (Twenty (20) percent).

Section 11. Section 8CC-10.1 of the Code is hereby amended to read as follows:

Sec. 8CC-10.1. - Code Enforcement Technology Trust Fund.

Ten (10) dollars shall be added to each civil penalty to be placed in a trust fund ~~[[by the Clerk of Courts]]~~ to be used for the enhancement of the technological capability of all code enforcement departments. The ~~[[Clerk of Courts and the]]~~ County ~~[[Manager]]~~ >>Mayor<< shall ~~[[jointly]]~~ appoint a committee of five (5) people to determine the priority for use of the fund.

Section 12. All Implementing Orders, as amended hereby, other actions of the Board setting fees, rates, and charges, and fees, rates and charges consistent with appropriations adopted herein, are hereby ratified, confirmed and approved, and may be subsequently amended by resolution adopted by the Board during the fiscal year.

Section 13. The revised Implementing Order revising the Code Enforcement responsibilities of the Finance Department and Clerk of Courts as reflected in attachment A is made a part hereof and the Implementing Order may be subsequently amended by resolution adopted by Board action during the fiscal year.

Section 14. The revised Implementing Order setting the Miami-Dade Port of Miami fees and charges as reflected in attachment B is made part hereof and the Implementing Order may be subsequently amended by resolution adopted by Board action during the fiscal year.

Section 15. The revised Implementing Order setting the Regulatory and Economic Resources (Environmental Resources Management Services) rates, fees and charges as reflected in attachment C is made part hereof and the Implementing Order may be subsequently amended by resolution adopted by Board action during the fiscal year.

Section 16. The revised Implementing Order setting the Solid Waste Services rates, fees and charges as reflected in attachment D is made part hereof and the Implementing Order may be subsequently amended by resolution adopted by Board action during the fiscal year.

Section 17. The revised Implementing Order setting the Medical Examiner rates, fees and charges as reflected in attachment E is made part hereof and the Implementing Order may be subsequently amended by resolution adopted by Board action during the fiscal year.

Section 18. The revised Implementing Order setting the Water and Sewer rates, fees and charges as reflected in attachment F is made part hereof and the Implementing Order may be subsequently amended by resolution adopted by Board action during the fiscal year.

Section 19. The revised Implementing Order setting the Regulatory and Economic Resources (Planning, Zoning and Platting Services) rates, fees and charges as reflected in attachment G is made part hereof and the Implementing Order may be subsequently amended by resolution adopted by Board action during the fiscal year.

Section 20. The revised Implementing Order setting the Fire Prevention rates, fees and charges as reflected in attachment H is made part hereof and the Implementing Order may be subsequently amended by resolution adopted by Board action during the fiscal year.

Section 21. The revised Implementing Order setting the Cultural Affairs Department rates, fees and charges as reflected in attachment I is made part hereof and the Implementing Order may be subsequently amended by resolution adopted by Board action during the fiscal year.

Section 22. The revised Implementing Order setting the Transit Fares rates, fees and charges as reflected in attachment J is made part hereof and the Implementing Order may be subsequently amended by resolution adopted by Board action during the fiscal year.

Section 23. The revised Implementing Order setting the Aviation Department rates, fees and charges as reflected in attachment K is made part hereof and the Implementing Order may be subsequently amended by resolution adopted by Board action during the fiscal year.

Section 24. The pay rates set forth in the Fiscal Year 2019-20 Pay Plan, which is attached and incorporated by reference herein, are hereby approved.

Section 25. All allocations and reallocations of bond proceeds and interest earnings included in the Fiscal Year 2019-20 Adopted Capital Budget and Multi-Year Capital Plan, as may be amended, are hereby authorized.

Section 26. The Mayor or the Mayor's designee is hereby authorized to use interest earned on deposit of Public Improvement Bond funds to establish and maintain an Interest and Sinking Fund Reserve Account in an amount not to exceed one year's maximum principal and interest. Interest earned in excess of the reserve shall be distributed to Public Improvement Bonds Construction Funds in accordance with standard accounting practices.

Section 27. The Finance Director is hereby authorized to establish and to receive and expend funds up to amounts received without specific appropriation pursuant to section 5.03(C) of the Home Rule Charter for existing trust funds, working capital funds, bond construction funds, pension funds, revolving funds and any other such funds as may be approved by motion of the Board during the 2019-20 fiscal year.

Section 28. The Finance Director is hereby authorized to make payment of local business tax surcharge revenues for Fiscal Year 2019-20 to Miami-Dade County Beacon Council, Inc., in accordance with state law and Resolution No. 1066-88 which authorized the agreement between Miami-Dade County and the Beacon Council.

Section 29. All grant, donation, and contribution funds received by the County are hereby appropriated at the levels and for the purposes intended by the grants, donations and contributions.

Section 30. The Mayor or the Mayor's designee is hereby authorized to negotiate and execute agreements for funding allocations for community-based organizations and Mom and Pop Program participants approved in this ordinance as a result of a request for proposals or other formal selection process or other allocations, including individual allocations, approved by the Board in the form approved by the County Attorney.

Section 31. The Board hereby authorizes the disbursement of \$2,864,000.00 from the Environmentally Endangered Lands ("EEL") Acquisition Trust Fund to the EEL Land Management Trust Fund, in order to supplement the EEL Land Management Trust Fund and maintain its principal established under section 24-50.5 (2)(b)(i) of the Code.

Section 32. Notwithstanding any other provision of the Code or any resolution or implementing order to the contrary, non-profit entities awarded grants of County monies from the prior fiscal year's and Fiscal Year 2019-20's District Discretionary Reserve, Commission office funds, or Future Services Reserve, or Mom and Pop Program funds shall not be required to complete affidavits of compliance with the various policies or requirements applicable to entities contracting or transacting business with the County.

Section 33. The Municipal Services Fund is hereby recognized and continued. Payment by a municipality to the Municipal Services Fund shall be used for services which provide benefits to the municipality or the residents thereof.

Section 34. Unless otherwise prohibited by law, this ordinance shall supersede all enactments of this Board including, but not limited to, ordinances, resolutions, implementing orders, regulations, rules, and provisions of the Code in conflict herewith.

Section 35. If any section, subsection, sentence, clause or provision of this ordinance is held invalid, the remainder of this ordinance shall not be affected by such invalidity.

Section 36. It is the intention of the Board and it is hereby ordained that the provisions of sections 10 and 11 of this ordinance shall be included in the Code and that all other provisions of this ordinance shall be excluded from the Code.

Section 37. All provisions of this ordinance shall become effective ten (10) days after the date of enactment unless vetoed by the Mayor, and if vetoed, shall become effective only upon override by this Board. In the event all or any particular component of this ordinance are vetoed, the remaining components, if any, shall become effective ten (10) days after the date of enactment and the components vetoed shall become effective only upon override by this Board.

PASSED AND ADOPTED:

Approved by County Attorney as APW
to form and legal sufficiency.

ORD/ITEM H Proposed

~~Administrative~~ O No.: 2-5
 Ordered: ~~7/25/2000~~ 9/19/2019
 Effective: ~~8/4/2000~~ 10/1/2019

Code Enforcement

AUTHORITY:

~~Section 4.02 of the~~ The Miami-Dade County Home Rule ~~Amendment and~~ Charter, including, among others, Sections 1.01, 2.02(A), 5.01 and 5.03, and Chapter 8CC, Code of Miami-Dade County.

SUPERSEDES:

This ~~Administrative~~ Implementing Order supersedes Administrative Order 2-5 ordered ~~May~~ July 25, ~~1999,~~ 2000 and effective ~~June~~ August 4, ~~1999~~ 2000.

POLICY:

It shall be the policy of Miami-Dade County to foster compliance with the ordinances passed by the Board of County Commissioners, as embodied in the Code of Miami-Dade County (~~hereinafter referred to as~~ the "Code") by encouraging its Code Inspectors to utilize available enforcement mechanisms, including the issuance of Uniform Civil Violation Notices ("CVNs"), to attain this goal. It shall also be the policy of Miami-Dade County to recover enforcement fines levied, administrative hearing and enforcement costs incurred by the departments involved in code enforcement activities, and accrued interest by utilizing administrative settlement and lien procedures as permitted by law.

ENFORCEMENT PROCEDURE FOR MUNICIPALITIES:

Municipalities within Miami-Dade County shall be entitled to utilize the applicable provisions of Chapter 8CC within their municipal boundaries by entering into an interlocal agreement with Miami-Dade County ~~which shall contain, at a minimum, the following:~~

- ~~1. The section or sections of the Code as listed in Section 8CC-10, which the municipality wishes to enforce through this chapter.~~
- ~~2. The job title of the agents or employees of the municipality authorized to perform the enforcement functions and the number of agents or employees so authorized.~~
- ~~3. The amount reimbursable to Miami-Dade County for administrative costs relating to the conduct of hearings on appeals from CVNs issued by the municipality, including, but not limited to, attorney's fees and costs, costs of transcription and clerical costs.~~

- ~~4. The amount of revenue reimbursable to the municipality from any fine collected pursuant to the issuance of a CVN.~~
- ~~5. An agreement to indemnify and save the County harmless from and against any and all liability, actions and cause of action relating to the municipality's utilization of the provisions of Chapter 8CC and the Code of Miami-Dade County, if applicable.~~
- ~~6. A term not to exceed three years.~~

pursuant to Code Section 8CC-11. The County reserves the right to set minimum education, training and background check requirements to be met by municipal employees or agents enforcing the Code. Furthermore, the County shall provide oversight and auditing authority in order to withdraw delegation if it is determined that the municipality is improperly enforcing the ~~code~~.

Code. Any appeals to the Circuit Court or beyond from CVNs issued by a municipality shall be handled by that municipality and its legal staff.

HEARING OFFICERS:

~~Passage of Ordinance No. 85-33 created and established a code enforcement position to be filled by Hearing Officers. The County Manager, or his designee, shall prepare and submit for ratification to the Clerk of the Board of County Commissioners a list of qualified candidates nominated for appointment as Hearing Officers pursuant to the provisions of Section 8CC-2 of the Code. Compensation for Hearing Officers shall be \$ 50.00 per hour for a minimum of \$200.00 and up to a maximum of \$400.00 per day.~~

DEPARTMENTS' RESPONSIBILITIES:

~~Code Enforcement department~~Department directors of those departments charged with code enforcement, or their designees, shall be responsible for the following:

1. Prior to being provided the authority to initiate enforcement proceedings under Section 8CC-3(a) of the Code, a Code Inspector shall be required to successfully complete a ~~"Triple-I"~~Level 2 state and national criminal ~~background history record~~ check, which shall be conducted by the ~~Miami-Dade Police Human Resources Department~~ at through the Florida Department of Law Enforcement and the Federal Bureau of Investigation at the request ~~of~~ Code Enforcement departments. This criminal history background ~~investigation, which check~~ consists ~~of a complete computer search of nationwide~~ search of law enforcement ~~databases, shall include and includes~~ a review of ~~Federal, State~~federal, state and local criminal activity. ~~In addition, driving~~The Level 2 criminal history records ~~shall be reviewed as a part of the initial criminal background check and subsequently on an annual basis. Existing Code Inspectors shall be subject to annual driving record checks and shall be provided with notification of this requirement prior to implementation of this Administrative Order. The "Triple-I"~~

~~background~~ check requirements shall be included in all Code Inspector job announcements. Municipal employees shall also be required to successfully complete a ~~“Triple-I” background investigation~~Level 2 criminal history record check or its equivalent prior to ~~—~~being provided authority to initiate enforcement proceedings under Chapter 8CC of the Code. In addition, driving records shall be reviewed as a part of the initial criminal background check and subsequently on an annual basis.

2. Code Inspectors shall enforce the ordinances listed in ~~Section 8CC-10 of~~ the Code within the jurisdiction of their respective departments.
- ~~3. Upon issuance of a CVN to a violator, a completed copy of the CVN must be sent to Code Enforcement, County Clerk Division.~~
3. All Upon the issuance of a CVN the issuing Department will transmit a copy of the CVN, or the required data, to the Code Enforcement division of the Miami-Dade County Finance Department. Processes pertaining to the enforcement of the Code, including, but not limited to the enforcement language written on the CVN, all notices and due process requirements, shall be the responsibility of the Department. The Departments will collaborate with the Finance Department prior to the modification of the stated forms and notices to coordinate efficiencies among the enforcement and collection processes.
4. Named violators shall be notified on the CVN that: (a) all original civil penalty payments, ~~continuing civil penalty payments~~ and administrative hearing costs imposed pursuant to the provisions of Chapter 8CC shall be remitted directly to the Code Enforcement, ~~division of the Miami-Dade County Clerk Division~~Finance Department, with a check made payable to ~~the Clerk of the Circuit and “Miami-Dade County Courts~~Finance”, unless the case is the subject of a settlement agreement; and (b) all appeals of a CVN or Assessment of Continuing Penalties shall be sent directly to, and filed with, Code Enforcement, County Clerk Division.
5. For any CVN issued in which a date of correction has been given, or ~~for any case in which a Hearing Officer has set a date of correction (see Sec. 8CC-4(f) of the Code),~~ or in which the Department has extended the date of compliance by Agreement, a Code Inspector must prepare an Affidavit of Compliance or Non-Compliance as appropriate and send a copy to Code Enforcement, County Clerk Division. The Affidavit must indicate whether payment of the civil penalty has been made and the violation has been corrected by the applicable date of correction set forth in the CVN or by the Hearing Officer; and, if ~~if the violation~~ the violation has not, ~~the been corrected or payment of the civil penalty has not been made, an~~ Affidavit of Non-Compliance must so reflect and must set forth a request that ~~the~~ a Hearing Officer issue an Order finding the violator guilty of a continuing violation, ~~if applicable, imposing and assess continuing violation penalties based upon the length of time the civil penalty remained unpaid and/or the violation continued to be effective beginning on the original date of correction and ending at a specified~~ exist beyond the applicable date, and setting forth the total amount of penalties and costs to be paid by the violator of compliance.

6. Departments shall be authorized to ~~sign~~enter into agreements, extending dates of compliance with the Code, settling civil ~~penalties~~ and liens for amounts less than the maximum continuing penalty, costs and accrued interest. Such agreements shall contain the justification for settlement; the CVN number; the original penalty amount; the settlement amount; the amount collected (indicating full payment or partial payment); and, the signature of the department director, or designee, with notification to the Code Enforcement division of the Miami-Dade County Finance Department and to Code Enforcement, County Clerk Division. If any penalties have been made the subject of court actions, settlements must also include an approval from the County Attorney's Office, ~~as applicable.~~ Unless otherwise specifically provided in the Code, the department will require the violator to remit the original amount of the ticket and any administrative hearing ~~costs~~ ~~imposed~~ ~~by~~ ~~the~~ Hearing ~~Officer~~ ~~to~~ ~~the~~ Code Enforcement, division of the Miami-Dade County Clerk—Division—Finance Department and ~~will~~ ~~collect~~ ~~the~~ remainder ~~of~~ the settlement amount directly. The ~~departments~~Departments shall provide to the Code Enforcement, division of the Miami-Dade County Clerk—Division—Finance Department a written settlement ~~form~~memorandum which includes the following information: CVN number, settlement amount, amount received, date received, and record of collection number. If the settlement is based upon installment payments, the department shall provide the foregoing information for each payment until satisfaction of the agreement.

7. Whenever a violator has corrected a violation but failed to pay the civil penalty, or has failed to correct the violation and pay the civil penalty, or has paid the civil penalty but failed to correct the violation, thethen, upon the assessment of continuing penalties by a Hearing Officer, the named violator will be advised that if payment of the assessed penalties is not received, a lien shall be placed against the named violator's real and/or personal property unless the Department enters into a settlement agreement with the named violator. The departments shall notify the violator of Miami-Dade County's intent to file asaid lien against the violator's real or personal property when permitted by law. The Notice of Intent to Lien shall offer the violator an opportunity within a specified time period to avoid placement of the lien by executing a settlement agreement which provides for correction of the violation, payment of the original amount of the CVN, payment of continuing penalties, payment of administrative hearing costs where applicable, payment of all enforcement costs incurred by the department and accrued interest. A copy of the Notice of Intent to Lien shall be sent to mortgage holders and may be sent to insurance carriers, credit bureaus and any other parties holding a legal, equitable or beneficial interest in the property.

8. A lien shall be placed on a violator's real or personal property, except as provided for herein, if the violator does not respond within the prescribed time period to the Notice of Intent to Lien by correcting the violations and paying all penalties, costs and interest due, or executing a settlement agreement and complying with said agreement. The lien document shall make specific reference to the civil violation notice number and the issuing department. The lien shall be recorded in the ~~public records~~Official Records of Miami-Dade County, and the Code Enforcement,

division of the Miami-Dade County Clerk Division, Finance Department shall be notified of same.

9. Departments ~~may offer a payment plan in~~ negotiating settlements prior to or after placement of liens upon written request of the violator and establishment of economic need or extenuating circumstances. In order to insure the department's ability to collect all civil penalties, administrative hearing and enforcement costs and interest due, departments are required to file a lien where possible whenever the violator enters into a payment plan in response to a Notice of Intent to Lien.
10. Upon placement of a lien against real or personal properties, the individual ~~or business entity holding a mortgage on the property~~ and credit bureaus shall be notified of the lien placement by the department. The department may notify credit bureaus, insurance carriers and other parties holding a legal, equitable or beneficial interest in the property of the placement of the lien.
11. The department may initiate collection proceedings including, but not limited to, referral to collection agencies and filing of civil suits as warranted in an effort to recover monies owed Miami-Dade County resulting from the issuance of CVNs.
12. For any lien placed against real property pursuant to Chapter 8CC or other provisions of the Code which remains unsatisfied one year from the date of recordation of the lien, the departments ~~shall~~ may notify the Office of the County Attorney and ~~request mailing of a Notice of Intent to Foreclose. It~~ shall be the responsibility of the County Attorney to initiate foreclosure actions in Circuit Court on non-homestead properties where foreclosure of the property is in the best interest of Miami-Dade County.
13. Upon final payment under a settlement agreement or full payment of a lien, all accrued interest and the costs of lien recordation and satisfaction, the departments shall record a Satisfaction of Lien in the Miami-Dade County public records. The Satisfaction of Lien document shall make specific reference to the civil violation notice number and the issuing department.

CODE ENFORCEMENT, COUNTY CLERK DIVISION RESPONSIBILITIES:

Code Enforcement, County Clerk Division shall be responsible for the following:

- ~~1. Upon receipt of a CVN, a letter will be issued to the violator indicating the amount of the civil penalty and the date by which the penalty is to be paid, advising the violator the date by which the violation must be corrected (if applicable), and providing the deadline date to request an administrative hearing in writing, to appeal the issuance of the CVN.~~
- 2.1. If payment has not been received for a Civil Violation Notice and/or the violation of the Code Section has not been corrected, ~~a second letter will be issued~~ Code

- Enforcement, County Clerk Division shall issue a notice to the violator (where no timely appeal has been filed), indicating the civil penalty, accrued penalty, and the total amount due within 30 days. The violator ~~is~~shall be further advised that if payment is not received or the violation is not corrected within 30 days, a lien shall be placed against the violator's real or personal property. Upon the assessment of continuing penalties by a Hearing Officer, a Notice of Assessment of Continuing Penalties will be sent to the named violator pursuant to Section 8CC-4(g) of the Code.
- ~~2. When~~ All requests for administrative hearings appealing either a CVN or an Assessment of Continuing Penalties shall be filed with Code Enforcement, County Clerk Division. Code Enforcement, County Clerk Division shall accept and process all requests for appeal that have been timely filed by the named violators such that it shall notify the issuing Department, and the Code Enforcement division of the Finance Department, of each appeal that has been filed and the; and request that the issuing Department provide the next available date and location for which to conduct the hearing
3. Upon the notification from the issuing Department of the available location and next available date to conduct the Administrative Hearing, the Code Enforcement, County Clerk Division shall select and assign a Hearing Officer finds the to hear such appeal and shall send a Notice of Hearing to the named violator pursuant to Section 8CC-6(b).
4. The Code Enforcement, County Clerk Division shall maintain the docket of the administrative hearings and shall provide same to the issuing Department confirming the appellant, date, location, and time that each appeal will be heard by the assigned Hearing Officer.
- ~~3-5.~~ Upon a Hearing Officer finding a named violator guilty at the -Administrative Hearing, -a letter shall copy of the Hearing Officer's decision will be -sent-provided to the -violator -ordering correction of the which shall include, the amount of time or specific date by which to correct the violation -(if applicable) -and requiring payment of the requirement to pay the civil penalty, hearing administrative costs, enforcement costs, accruedassessed penalties,-and- (if applicable), and instructions that the total amount is to be paid- to the Code Enforcement division of the Finance Department. The violator isshall be further advised that if payment of the assessed penalties is not received orand the violation is not corrected within 30 days, a lien shallmay be placed against the violator's real and/or personal property.-To appeal a Hearing Officer's Final Order, a Notice of Appeal must be filed in the Circuit Court within the time provided by the Florida Rules of Appellate Procedure, unless the Department enters into a settlement agreement with the named violator.
- ~~4-6.~~ If within ~~five~~ten days prior to the administrative hearing date a named violator requests in writing that a hearing be rescheduled, Code Enforcement, County Clerk Division, -will automatically advise the department in writing. The affected issuing department will then either agree or object to the continuance

request. If the request is denied, the Code Enforcement, County Clerk Division shall notify the named violator that its request has been preliminarily denied but that the request shall be presented to the Hearing Officer at the scheduled hearing and that the named violator may appear at the scheduled hearing and request the Hearing Officer reschedule the hearing, provided that such request is made prior to the commencement of testimony or presentation of evidence.

7. Management information reports for administrative hearings appealing either a CVN or the Assessment of Continuing Penalties will be generated twice per month for distribution to Departments sequenced by department, name of alleged violator, date of citation issuance, date of request for appeal, Code Inspector Name, address of violation, mailing address for named violator, and citation number.

RESPONSIBILITIES OF THE CODE ENFORCEMENT DIVISION WITHIN MIAMI-DADE COUNTY FINANCE DEPARTMENT

1. The County Mayor, through the Code Enforcement Division of the Finance Department in collaboration with the issuing departments, shall develop and distribute to all issuing departments templates for all CVN notices to be issued, for affidavits of compliance and non-compliance, and for all other notices and records required to be sent to violators and to be maintained so as to ensure consistency and reasonable uniformity in the code enforcement process. Departments that issue CVNs pursuant to Section 8CC of the Code will provide notification to the Finance Department of desired modifications to the format of all CVNs, related Affidavits, and all other notices and records required to be sent to named violators that pertain to the collection of fines, penalties, costs, liens, or related debt associated with the CVNs. Processes pertaining to the collection of debt, as provided herein, relating to fines, costs, penalties, and debt, as stated herein, shall be the responsibility of the Finance Department.

2. Within five (5) days of issuance of a CVN to a violator, a letter will be issued to the violator indicating the amount of the civil penalty and the date by which the penalty is to be paid, advising the violator the date by which the violation must be corrected (if applicable), and providing the deadline date to request an administrative hearing in writing to appeal the issuance of the CVN.

- 0.3. Upon receipt of the Mandate from the Circuit Court, pertaining to an appeal of a Hearing Officer's Final Order, where the County is the prevailing party, a letter will be issued to the violator indicating the amount of the civil penalty, administrative costs, any other applicable obligations, and enforcement costs that are due and payable within ten (10) days.—The violator is shall be further advised -that if payment -is -not -received -or- the violation is not corrected within ten (10) days, a lien shall be placed against the violator's real or personal property when permitted by law.

- 3.4. When appropriate, a Satisfaction of Lien will be filed in the Official Records of Miami-Dade County -public records-.

~~4.5. Management information reports will be generated monthly for distribution, sequenced by department and badge number, indicating citations paid, citations complied with, and citations not complied with. A report will be generated on an annual basis, by department, detailing outstanding violations for the previous year.~~

~~7. A report will be generated on an annual basis, by department, detailing outstanding violations for the previous year.~~

~~8. A report will be generated, and distributed for each department, providing the estimated cost reimbursement deduction on an ongoing basis.~~

DEPARTMENT SUPPLEMENTAL COSTS:

Department supplemental costs shall mean certain administrative costs incurred by using departments while processing continuing violations and levying liens and expenses incurred in collection efforts. Department supplemental costs are not provided for under Chapter 8CC and can only be levied or collected if authorized by other ~~statutory Code provisions, administrative or implementing~~ order ~~or by approval of the~~ County ~~Commission approval.~~

ADMINISTRATIVE REIMBURSEMENT:

In order to cover the actual administrative expenses incurred by the County Clerk Division in supporting the Code Enforcement system, the Code Enforcement division of the Finance Department shall remit to the County Clerk ~~shall retain all original fines and its~~ administrative hearing costs ~~that are~~ assessed by a Hearing Officer. ~~After deduction of actual administrative~~ The expenses, incurred by the Code Enforcement Division of the Miami-Dade County Finance Department, as well as any expenses incurred by the County Clerk, with concurrence of the not fully reimbursed by its administrative hearing costs, will be covered from remaining code enforcement collections. Code enforcement departments shall be further entitled to compensation for costs and expenses pursuant to 8CC-6(l) and are not precluded from further assessment of such costs. The manner and timing of cost allocations and the subsequent distribution of remaining funds to Miami-Dade County code enforcement departments shall be determined by the Miami-Dade County Finance Department, Code Enforcement Departments, the County Clerk and the Budget Director, shall annually return to non-general fund issuing departments but shall in any event occur on a prorated not less than an annual basis the remainder of retained original fines. The continuing penalties, enforcement costs, and ~~department~~ departmental supplemental costs collected ~~which are not the result of a settlement agreement~~ shall be distributed to ~~non-general fund~~ issuing departments on a quarterly basis.

CLOSURE OF CASES:

Cases may be closed in the following circumstances:

1. Where the civil penalty is paid and the violation corrected (if applicable).
2. ~~Were~~Where the department has settled with the violator, pursuant to this ~~Administrative~~Implementing Order.
3. ~~Were~~Where the department voids or administratively closes the CVN.
4. ~~Were~~Where the Miami-Dade County Finance Department has been delegated the authority by the issuing department and administratively dismisses the CVN.
- 4.5. Where the Hearing Officer finds the named violator not guilty and no appeal is taken by the County or issuing municipality.
- 5.6. Where there is a final settlement, judgment, order or other resolution of a case by a court of competent jurisdiction.

This ~~Administrative~~Implementing Order is hereby submitted to the Board of County Commissioners of Miami-Dade County, Florida.

~~M. R. Stierheim~~
County ~~Manager~~Mayor

I.O. No.: 4-4

Ordered:

9/18/20189/19/2019

Effective: 10/1/~~2018~~-2019

MIAMI-DADE COUNTY
IMPLEMENTING ORDER

PORT OF MIAMI TERMINAL TARIFF NO. 010

AUTHORITY:

The Miami-Dade County Home Rule Amendment Charter, including, among others, Sections 1.01 and 2.02A.

SUPERSEDES:

This Implementing Order supersedes prior Implementing Orders and revisions to PortMiami Terminal Tariff No. 010 as it relates to those items specified in the attached Tariff pages. Any items not expressly superseded herein remain in effect.

POLICY:

Port of Miami Terminal Tariff No. 010 shall be established providing for the rates, rules and regulations for the Seaport facilities of Miami-Dade County, Florida.

PROCEDURE:

The Director of the Dante B. Fascell Port of Miami-Dade (PortMiami) is responsible for the operation and management of the Port Miami, including establishing rates and fees for usage of Port facilities and collection of same. Reviews and revisions of rates and fees will occur on an annual basis with recommendations for changes forwarded to the County Mayor.

TARIFF:

The Tariff items adopted by this Implementing Order have been presented and are considered a part hereof. In accordance with Section 2.3 of the Code of Miami-Dade County, these official Tariff items are also filed with the Clerk of the Board of County Commissioners. Items, which are charged by the Port of Miami, shall be the same as those listed in the official PortMiami Terminal Tariff No. 010 on file with the Clerk of the County Commission.

This Implementing Order is hereby submitted to the Board of County Commissioners of Miami-Dade County, Florida.

Approved by the County Attorney as
to form and legal sufficiency _____

EFFECTIVE OCTOBER 1, ~~2018~~2019

FFMC – T No 010



TERMINAL TARIFF No. 010

RATES RULES AND REGULATIONS
FOR THE SEAPORT FACILITIES
OF MIAMI-DADE COUNTY FLORIDA

THIS TARIFF IS ISSUED BY THE MIAMI-DADE COUNTY MAYOR UNDER AUTHORITY OF ADMINISTRATIVE ORDER NO. 4-4 PURSUANT TO SECTION 4.02 OF THE HOME RULE CHARTER; MIAMI-DADE COUNTY HAVING JURISDICTION OVER AND CONTROL OF THE OPERATION OF THE DANTE B. FASCELL PORT OF MIAMI-DADE.

FOR FURTHER INFORMATION ADDRESS

PORT DIRECTOR
DANTE B. FASCELL PORT OF MIAMI-DADE
1015 NORTH AMERICA WAY
MIAMI, FLORIDA 33132
(305) 371-7678

Table of contents

Table of contents	i
Correction Sheet	A
Units of Weight & Measure	B
Metric Conversion Guide.....	C
Section One: Definitions.....	1
101. Berth Assignment.....	1
102. Berth Day	1
103. Board Foot.....	1
104. Checking	1
105. County	1
106. County Commission	1
107. County Mayor	1
108. Dangerous Cargo.....	1
109. Dockage.....	1
110. Facility Security Plan (FSP)	1
111. Fiscal Year.....	2
112. Free Time	2
113. Handling	2
114. Heavy Lift	2
115. Port Legal Holidays.....	2
106. Loading and Unloading	2
117. Operator.....	2
118. Non-Operating Port	3
119. Notice of Violation	3
122. Person	3
123. Point of Rest.....	3
124. Port Director	3
125. Dante B. Fascell Port of Miami-Dade	3
126. Multi-Day Cruise Parking Revenue.....	3
127. Pronouns.....	3

128. Port Terminal	4
129. Qualifying Container	4
130. Seaport Department	4
131. Ship Agent	4
132. Small Boat	4
133. Small Passenger Vessel	4
134. Tariff	4
135. Tariff Publication	4
136. Terminal Storage	4
137. Usage	5
138. Vessel	5
139. Wharf Demurrage	5
140. Wharfage, Cargo	5
141. Wharfage, Passenger	5
Section Two: General Rules & Regulations	6
Applicability of Tariff	6
200. Application of Tariff and Supplements	6
202. Consent to Terms of Tariff	6
204. Appeals	6
Administrative Restrictions, Limitations and Requirements	7
210. General Restrictions and Limitations	7
211. PortMiami Personnel Fees (I)	7
212. Disclaimer for Loss or Damage	8
213. Placement Goods Not to Be Bailment	8
214. Abandoned Cargo	8
216. Furnishing Cargo Statements and Vessel Reports	8
217. Late Documentation on Service Fee	9
218. Payment of Bills	9
219. Temporary Emergency Changes to Tariff (C)	11
220. Access to Records	11
221. Indemnification	11
222. Payment Guarantee	11 12

223. Emergency tariff waiver for hurricanes and natural disasters.....	12
224. Insurance.....	12
225. Cargo Incentive Program.....	13
226. Returned Check Service Fee.....	15
227. Inaugural Activities (I)	15
Section Three: Rules & Regulations for Vessels	17
Navigation	17
230. Anchorage or Obstruction in Turning Basins and Channels.....	17
232. Lights at Night	17
234. Pollution of Air and Water	17
236. Speed.....	18
Berthing.....	18
240. Application for Berth.....	18
241. Assignment of Berth.....	18
242. Change of Berth	18
243. Unauthorized Berthing.....	18
244. Vessel to be Continuously Worked	19
245. Vessel Fire Notification	19
246. Man Overboard.....	19
Section Four: Rules & Regulations for Wharves.....	20
Allocation of Space.....	20
250. General.....	20
252. Leasing	20
254. Third Party Contracts	20
Wharves	20
260. Cleanliness of Premises.....	20
261. Boat Cradle Removal.....	21
262. Damage to Facilities	21
264. Emergencies	21
266. Explosives inflammables other hazardous materials.....	21
268. Loitering on Port Property	21
270. Signs	22

272. Smoking.....	22
274. Solicitation	22
276. Vehicles	22
278. Security	22
280. Wharf Obstruction	23
Section Five: Dockage	24
Dockage.....	24
300. Basis of Charge	24
302. Duration of Dockage	24
303. Dockage for Cultural, Charitable Events	24
304. Dockage For Unauthorized Berthing.....	24
305. Dockage Rates for Tugs.....	24
306. Dockage Charges Except Government Vessels and Ocean Research Vessels	24
308. Dockage Charge For Military, Historical, Heritage Vessels	25
309. Dockage Charges For Ocean Research Vessels	25
310. Minimum Charge	25
310. Berthing For Clearance.....	25
312. Dockage Rates For Vessel Wet Docking.....	25
313. Dockage Charges For Miami-Dade County Agencies	25
Section Six: Wharfage	26
Wharfage.....	26
404. Ship's Stores	26
405. Calculation Of Cargo Tonnage.....	26
406. Cargo Wharfage Charges	26
407. Passenger Wharfage Charges For Small Passenger Vessels	27
408. Passenger Wharfage Charges Except Small Passenger Vessels	27
414. Transshipments.....	27
Section Seven: Wharf Demurrage & Terminal Storage.....	29
Wharf Demurrage	29
500. Free Time Allowance	29
502. Computation Of Free Time	29
504. Wharf Demurrage Charges	29

506. Non-Shipment By Water	29
508. Terminal Storage Charges	30
512. Minimum Storage Charges.....	30
Section Eight: Container Crane Facility.....	31
Container Gantry Crane Facility	31
550. Container Gantry Crane Rules And Regulations	31
560. Crane Rates	32
570. Container Gantry Crane Characteristics.....	32
580. Payment For Rental Of Cranes	33
584. Heavy Lift Charges.....	33
586. Crane Condition	33
588. Damages Sustained To Crane.....	34
590. Insurance.....	34
596. Cleaning Facilities.....	34
Section Nine: Rentals & Leases	35
602. Rental of Space	35
604. Open Ground Leases (A)	37
605. Inside Fencing	38
606. Other	38
607. Lease Documents Late Fee.....	39
608. Lease Permits And Licenses	39
609. Lease Environmental Protection And Indemnities	39
Section Nine-A: Foreign Trade Zone.....	40
610. PortMiami Foreign Trade Zone No. 281	40
Section Ten: Miscellaneous Charges	42
700. Fresh Water.....	42
701. Fresh Water Unit Connection Replacement	42
705. Electric Current For Refrigerated Units.....	42
707. Harbor Fee (C)	42
709. Vehicle Examination Facility Charge	43
710. Vehicle Parking At The Port (C)	43
714. Annual And Temporary Permit Fees	44

715. Special Dock Parking Permit	51
Section Eleven: General Information	52
800. Miami Harbor	52
802. Main Channel	52
806. Fisherman’s Channel	52
807. Lummus Turning Basin	52
808. Main Turning Basin	52
809. Western Turning Basin	52
810. Fisher Island Turning Basin	52
816. Anchorage	53
818. Tides And Tidal Currents	53
850. Port Facilities And Specifications	53
Index	55

Correction Sheet

Reference marks and symbols used to indicate the effect of corrections to this Tariff are in compliance with FMC General Order 13, as amended as follows:

- (R) To denote a reduction
- (A) To denote an increase
- (C) To denote changes in wording or item number which result in neither an increase nor decrease in charges
- (D) To denote a deletion
- (E) To denote an exception to a general change
- (N) To denote reissued matter
- (I) To denote new or initial matter

Units of Weight & Measure

Customary international (metric) and U.S. units of weight and measure governing the determination of rates and charges assessed under this Tariff are as follows:

1	Acres	↔	43,560	Square Feet
1	Kilogram	↔	2.2046	Pounds
1,000	Kilograms	↔	2,204.62	Pounds (1 Metric Ton)
1	Pound	↔	0.4536	Kilograms
2,000	Pounds	↔	907.1847	Kilograms (1 Short Ton)
1	Metric Ton (1 Kilo Ton)	↔	1.1023	Short Tons
1	Short Ton	↔	2,000	Pounds
1	Short Ton	↔	0.9072	Metric Tons
1	Long Ton	↔	2,240	Pounds
1	Foot	↔	0.3048	Meter
1	Meter	↔	3.2808	Feet
1	Cubic Foot	↔	0.0283	Cubic Meters
1	Cubic Meter	↔	35.315	Cubic Feet
1	Bushel Grain (US) 60 Pounds	↔	27.216	Kilograms
1	Barrel (US) 42 Gallons	↔	158.9873	Liters
1	Cubic Meter	↔	423.792	Ft. Board Measure
1,000	Ft. Board Measure	↔	83.33	Cubic Feet
1,000	Ft. Board Measure	↔	2.36	Cubic Meters
6.4	Barrels (US, Bunker Fuel Only)	↔	1,000	Kilograms
1	Liter	↔	0.2642	Gallons
1	Gallon	↔	3.7854	Liters
1	Gallon (Fresh Water)	↔	8.34	Pounds

Metric Conversion Guide

<u>TO CHANGE</u>	<u>TO</u>	<u>MULTIPLY BY</u>
Cubic Feet	Cubic Meters	0.0283
Cubic Meters	Cubic Feet	35.3145
Cubic Meters	Cubic Yards	1.3079
Cubic Yards	Cubic Meters	0.7646
Feet	Meters	0.3048
Gallons (US)	Liters	3.7854
Inches	Millimeters	25.4000
Inches	Centimeters	2.5400
Kilograms	Pounds	2.2046
Liters	Gallons (US)	0.2642
Liters	Pints (Dry)	1.8162
Liters	Quarts (Dry)	0.9081
Liters	Quarts (Liquid)	1.0567
Meters	Feet	3.2808
Meters	Yards	1.0936
Metric Tons	Tons (Long)	0.8942
Metric Tons	Tons (Short)	1.1023
Millimeters	Inches	0.0394
Miles	Kilometers	1.6093
Pints (Dry)	Liters	0.5506
Pints (Liquid)	Liters	0.4732
Pounds	Kilograms	0.4536
Quarts (Dry)	Liters	0.1012
Quarts (Liquid)	Liters	0.9463
Square Feet	Square Meters	0.0929
Square Meters	Square Feet	10.7639
Square Yards	Square Meters	0.8361
Tons (Long)	Metric Tons	1.0160
Tons (Short)	Metric Tons	0.9072
Yards	Meters	0.9144

Unless otherwise specified, all tons in Tariff are short tons.

Section One: Definitions

101. BERTH ASSIGNMENT

The granting of permission to use a specified berth.

102. BERTH DAY

Each 24-hour period or fraction thereof during which a vessel occupies an assigned berth.

103. BOARD FOOT

A unit of quantity for lumber equal to the volume of a board that is 12x12x1 inches – abbr. BF. If the number of BF is not listed on the manifest, then all charges will be assessed by manifested weight.

104. CHECKING

The service of counting and checking cargo against appropriate documents for the account of the cargo or the vessel, or other person requesting same.

105. COUNTY

Miami-Dade County, organized and existing under and by the virtue of the laws of the State of Florida, and situated in the County of Miami-Dade in Florida.

106. COUNTY COMMISSION

The legislative governing body of Miami-Dade County as provided for in the charter of Miami-Dade County.

107. COUNTY MAYOR

The administrative head of Miami-Dade County who is responsible for the efficient operation of all County Departments.

108. DANGEROUS CARGO

Dangerous Cargo (includes hazardous materials, explosives, radioactive materials, etc.) items included in Title 33 of the Code of Federal Regulations Section 160.204 and further defined in sections referenced therein.

109. DOCKAGE

The charges assessed against a vessel for berthing at a wharf, pier, bulkhead structure, or bank, or for mooring to a vessel so berthed.

110. FACILITY SECURITY PLAN (FSP)

A plan developed to ensure the application of security measures designed to protect the facility and its servicing vessels or those vessels interfacing with the facility, their cargoes, and persons on board at the

Tariff No. 010EFFECTIVE OCTOBER 1, ~~2018~~2019SECTION ONE: DEFINITIONS

respective MARSEC Levels pursuant to all applicable laws including but not limited to 33 Code of Federal Regulation 101.105, et seq.

111. FISCAL YEAR

Any twelve (12) months period from October 1st to September 30th of the following year.

112. FREE TIME

The specified period during which cargo may occupy space assigned to it on terminal property free of wharf demurrage or terminal storage charges immediately prior to the loading or subsequent to the discharge of such cargo on or off the vessel.

113. HANDLING

The service of physically moving cargo between point of rest and any place on the terminal facility, other than the end of ship's tackle.

114. HEAVY LIFT

The service of providing heavy lift cranes and equipment for lifting cargo.

115. PORT LEGAL HOLIDAYS (For billing purposes only)

New Year's Eve.....	January 1
Martin Luther King's Birthday.....	3 rd Monday in January
Presidents' Day.....	3 rd Monday in February
Memorial Day.....	Last Monday in May
Independence Day.....	July 4
Labor Day.....	1 st Monday in September
Columbus Day.....	2 nd Monday in October
Veterans' Day.....	November 11
Thanksgiving Day.....	4 th Thursday in November
Christmas Day.....	December 25

In the event a legal holiday falls on a Saturday, it is celebrated on the preceding Friday, and in the event a legal holiday falls on a Sunday, it is celebrated on the succeeding Monday.

106. LOADING AND UNLOADING

The service of loading or unloading cargo between any place on the terminal or water and railroad cars, trucks, vessels, ferries, lighters or barges or any other means of conveyance to or from the terminal facility or water.

117. OPERATOR

Any person carrying on the business of furnishing wharfage, dock, warehouse, or other marine terminal services or facilities in connection with a common carrier by water in the United States or its possessions.

118. NON-OPERATING PORT

Port of Miami-Dade does not provide longshoremen, checkers or handlers for cargo or baggage; nor does it handle count, or provide guards or security for cargo and ships. These services are provided by franchised stevedoring, cargo handling, and steamship agency firms. A list of firms authorized to perform these services is available upon request from the Seaport Permit Section.

119. NOTICE OF VIOLATION

A notice issued by the United States Coast Guard or other federal, state or local agency for an alleged violation. The notice contains the applicable law or regulation violated and the corresponding proposed penalty and conditions to resolve the case.

122. PERSON

"Person" shall be defined in Florida Statutes Section 1.01 (3), and shall include without limitations municipal, governmental and public bodies and their agents, when such bodies or agents are using the Port terminal facility.

123. POINT OF REST

The area on the terminal facility which is assigned for the receipt of inbound cargo from the ship and from which area inbound cargo may be delivered to the consignee, and that area which is assigned for the receipt of outbound cargo from shippers for vessel loading.

124. PORT DIRECTOR

This term is synonymous with the term "Seaport Director".

125. DANTE B. FASCELL PORT OF MIAMI-DADE

This term is synonymous with the term "Seaport Department," "Port," "Port of Miami," "Port of Miami-Dade, or" "PortMiami".

126. MULTI-DAY CRUISE PARKING REVENUE

For purposes of multi-day cruise lines that have contractual multi-day cruise parking revenue sharing incentive rights, for clarification purposes, such multi-day cruise parking revenue sharing shall not include any parking revenue derived from or associated with daily cruises, non-revenue cruises, ferry services, cruises less than 24 hours in duration, cruises to nowhere, or any other category of service excluded from multi-day cruise parking revenue by or under any terms of this Tariff.

127. PRONOUNS

A pronoun in one gender included and applies to other genders as well.

128. PORT TERMINAL

One or more structures comprising a terminal unit, and including, but not limited to wharves, warehouses, covered and/or open storage space, cold storage plants, grain elevators and/or bulk cargo loading and/or unloading structures, landings and receiving stations, used for the transmission, care and convenience of cargo and/or passengers in the interchange of same between land and water carriers or between two water carriers.

129. QUALIFYING CONTAINER

Any container, laden or empty, loaded onto or discharged from a vessel or barge in the Port of Miami, excluding transshipments.

130. SEAPORT DEPARTMENT

The department of Miami-Dade County created to operate, manage and develop the Seaport and terminal facilities of Miami-Dade County.

131. SHIP AGENT

The vessel representative responsible for the collection and payment of all charges assessed on a vessel for which they file a Request for Ship's Berth Assignment and provide accurate manifest documentation. All Ship Agents must be bonded and permitted by the Seaport Department to transact business at the Port of Miami.

132. SMALL BOAT

A vessel having a container/trailer capacity of 750 TEUs or less.

133. SMALL PASSENGER VESSEL

A passenger vessel with an overall length of less than 300 feet shall be deemed a "Small Passenger Vessel."

134. TARIFF

A publication containing the rates, charges, rules regulations and practices of any Person carrying on the business of furnishing wharfage, dock, warehouse, or other marine terminal services or facilities in connection with a common carrier by water in the United States or its possessions.

135. TARIFF PUBLICATION

A schedule, tariff, supplement to, or revised or amended page of a schedule or tariff.

136. TERMINAL STORAGE

The service of providing warehouse or other terminal facilities for the storing of inbound or outbound cargo, including wharf storage, shipside storage, closed or covered storage, open or ground storage, bonded storage and refrigerated storage, after storage arrangements have been made.

137. USAGE

The use of the terminal facility by any rail carrier, lighter operator, trucker, shipper or consignees, their agents, servants, and/or employees, when they perform their own car, lighter or truck loading or unloading, or the use of said facilities for any other gainful purpose for which a charge is not otherwise specified.

138. VESSEL

Except as otherwise provided in individual items, the term "vessel" means floating craft of every description, and shall include in its meanings the term "owners and agents" thereof.

139. WHARF DEMURRAGE

A charge assessed against cargo remaining in or on terminal facilities after the expiration of free time unless arrangements have been made for storage. Wharf demurrage is also applicable to cargo remaining in or on terminal facilities after expiration of an authorized storage period.

140. WHARFAGE, CARGO

A charge, assessed against the cargo or vessel on all cargo passing or conveyed over, onto, or under wharves or between vessels (to or from barge, lighter, or water), when berthed at a wharf or when moored in slip adjacent to wharf. Wharfage is solely the charge for use of wharf and does not include charges for any other service.

141. WHARFAGE, PASSENGER

A charge assessed against a passenger on a vessel, other than a crew member, when embarking from or debarking to port property. Passenger wharfage is solely the charge for use of wharf and other passenger facilities and does not include charges for any other service.

Section Two: General Rules & Regulations

Applicability of Tariff

200. APPLICATION OF TARIFF AND SUPPLEMENTS

The charges, rates, rules and regulations published in this tariff shall apply equally to all users of, and all traffic on the waterways and/or facilities owned and/or operated by Miami-Dade County, Florida under the jurisdiction of the Seaport Department, on and after the effective date of this tariff or any supplements thereto provided, however, that to the extent a separate and effective written contract approved by the Miami-Dade Board of County Commissioners expressly or specifically supersedes one or more items, rates, or provisions of this Tariff, the expressly or specifically superseding contract term(s) or rate(s) shall exclusively control, but only to the limited extent particular items, rates and/or provisions of this Tariff are expressly or specifically superseded thereby, with all non-superseded items, rates, and provisions of the Tariff (as may be amended by County from time to time) remaining applicable notwithstanding the existence of a Board-approved and Port related written contract.

Should there be any matter requiring clarification or interpretation of any tariff item, the Seaport Director, by delegation from the County, shall be the sole judge as to the application and interpretation of this tariff.

The Seaport Director shall have the authority to deny, cancel, refuse, suspend or revoke a company's permit when that company has violated tariff rules and regulations or has violated established Port procedures, or has withheld or falsified information, or has been involved in any type of unlawful activity.

202. CONSENT TO TERMS OF TARIFF

The use of the waterways and piers, wharves, bulkhead, docks and other facilities under the jurisdiction of the Seaport Department shall constitute a consent to the terms and conditions of this tariff, and evidence an agreement on the parts of the vessels, their owners and agents, and other users of such waterways and facilities to pay all charges specified in this tariff and be governed by all rules and regulations published herein provided, however, that to the extent a separate and effective written contract approved by the Miami-Dade Board of County Commissioners expressly or specifically supersedes one or more items, rates, or provisions of this Tariff, the expressly or specifically superseding contract term(s) or rate(s) shall exclusively control, but only to the limited extent particular items, rates and/or provisions of this Tariff are expressly or specifically superseded thereby, with all non-superseded items, rates, and provisions of the Tariff (as may be amended by County from time to time) remaining applicable notwithstanding the existence of a Board-approved and Port related written contract.

204. APPEALS

A right of administrative review exists for actions or inactions of the Port Director and/or the Department pursuant to Section 28A-7, Code of Miami-Dade County.

Administrative Restrictions, Limitations and Requirements**210. GENERAL RESTRICTIONS AND LIMITATIONS**

The Seaport Department is not obligated to provide storage or accommodation for property which has not been transported, nor is intended to be transported by water to or from the Port; nor is it obligated to provide extended storage or other services beyond reasonable capacity of the facilities; nor is it obligated to provide extended storage for any property in the course of normal operations, beyond a period of time determined by the Port Director.

The Seaport Department is not obligated to accept any cargo, either inbound or outbound, which is not compatible with the accepted objectives of the Port and the established assurances to the community. The refusal of any such cargo is discretionary with the Port Director.

The Seaport Department is not obligated to issue any permit, including stevedore permit or renewal. The Seaport shall consider other factors such as the granting or renewal of a permit does not lead to duplication of services that could lead to destructive competition or a reduction of the quality of services to our customers and persons using the Port of Miami-Dade and its facilities, and does not lead the Port of Miami-Dade to uncertainty, disruption and/or unstable environment in the rendering of such services.

211. PORTMIAMI PERSONNEL FEES (I)

Port Related Industry and Special Events and Port User Requests for Port Services. Seaport users, customers, and tenants requesting, reserving or otherwise using PortMiami facilities or services, or both, for Port related industry or special events or otherwise shall be responsible for all applicable Tariff fees and requirements, including, without limitation, the costs of all Port provided or necessitated services, to be determined based on the below-listed rates, with a minimum of four (4) hours per event or requested service. Over time rates may apply depending on the length and hour of the event. The fee may be waived or reduced, in whole or in part, at the discretion of the Port Director for County or Seaport sponsored events.

Rates, per hour, per employee, with a minimum of 4 hours per event

	<u>Regular Hours</u>	<u>Overtime Hours</u>
<u>Cruise Operations Escorts</u>	<u>\$29.00</u>	<u>\$44.00</u>
<u>Maintenance Mechanic</u>	<u>\$48.00</u>	<u>\$73.00</u>
<u>Mechanic Supervisor</u>	<u>\$58.00</u>	<u>\$87.00</u>
<u>Painter</u>	<u>\$41.00</u>	<u>\$61.00</u>
<u>Electrician</u>	<u>\$58.00</u>	<u>\$87.00</u>
<u>Carpenter</u>	<u>\$56.00</u>	<u>\$84.00</u>
<u>Custodial Worker</u>	<u>\$31.00</u>	<u>\$47.00</u>
<u>Labor Supervisor</u>	<u>\$47.00</u>	<u>\$70.00</u>
<u>Security SES</u>	<u>\$57.00</u>	<u>\$86.00</u>

Tariff No. 010EFFECTIVE OCTOBER 1, ~~2018~~2019SECTION TWO: GENERAL RULES & REGULATIONS

<u>Security SES 2</u>	<u>\$69.00</u>	<u>\$103.00</u>
-----------------------	----------------	-----------------

212. DISCLAIMER FOR LOSS OR DAMAGE

The Seaport Department shall not be responsible for any damages to freight being loaded, unloaded, handled, stored, or otherwise present on its facilities, or for loss of any freight or for any delay to same.

The Seaport Department shall not be responsible for any loss or damage to freight on or in its facilities by reason of fire, leakage, evaporation, natural shrinkage, wastage, decay, animals, rats, mice, other rodents, moisture, the elements, discharge of water from sprinkler fire protection systems, or by or from any other cause.

The Seaport Department shall not be responsible for delay, loss or damage arising from riots, strikes, or labor disturbances of any persons, or for any loss due to pilferage or thievery, or to any other cause.

The Seaport Department shall not be responsible for any personal injuries or death resulting from any cause whatsoever on its properties or facilities.

The Seaport Department shall not be relieved from liability for occurrences which are caused solely by its own negligence.

213. PLACEMENT GOODS NOT TO BE BAILMENT

The placing of property of any nature, including cargo on Seaport property pursuant to this tariff shall not be construed under any circumstances as a bailment of that property, and Miami-Dade County, its officers, employees, and agents, shall not be considered as bailee of any property whatsoever.

214. ABANDONED CARGO

Any cargo on which charges have not been collected within 90 days shall be considered abandoned cargo. The Seaport Department reserves the right to remove any or all such property to another part of the premises, or remove it and place in storage off the Port at the risk and expense of the owner. The Seaport Department may retain possession of the property until all charges have been paid. When the Port Director determines final abandonment of cargo in any instance, he shall dispose of same under established County procedures.

216. FURNISHING CARGO STATEMENTS AND VESSEL REPORTS

All vessels, their owners and agents, and all other users of the waterways and facilities, shall furnish the Port Director copies of inbound or outbound manifest or other documents in a form satisfactory to the Port Director, or a full and correct statement, signed and certified to, on blanks furnished by the Seaport Department, showing weights or measurements of the various items discharged or loaded and the basis on which freight charges are assessed, within ten days after the arrival and/or departure of vessels, excepting Saturdays, Sundays and holidays.

It is the stevedores' responsibility to provide the Port of Miami-Dade with complete loading and discharge guides to verify the vessel manifest(s).

217. LATE DOCUMENTATION ON SERVICE FEE

A service fee of one-half of one percent ($1/2$ of 1%) of total charges resulting from the calculation of charges reflected on such documents, for each 24-hour period or fractional part thereof, including Saturdays, Sundays and holidays, will be assessed for incomplete, incorrect, non-certified or late submission of documentation required for entry to the Port or for the calculation or verification of Port charges. This service fee shall be assessed in addition to all other penalties imposed by this tariff. The minimum service fee is ten dollars (\$10.00).

218. PAYMENT OF BILLS

All charges assessed under this tariff are due as they accrue, and invoices issued by the Port are due and payable upon presentation.

All invoices being disputed by or on behalf of port users, customers, or either's respective agents or employees must be disputed within 30 days of the invoice date.

Any invoice remaining unpaid the last day of the month following the month billed is delinquent, and the Port users billed will be placed on a delinquent list.

A delinquent invoice is subject to a late fee of one and one half percent ($1-1/2\%$) simple interest for each month that said invoice remains delinquent at end of the month.

If collection procedures are pursued, an additional collection fee of up to 30% of the amount of the delinquent invoice will be added to the invoice amount. This collection fee will reimburse the Port for any amount due or paid to the Miami-Dade Finance Department for their collection effort. Payment of an invoice at PortMiami after the invoice has been sent to the Miami-Dade Finance Department for collection does not waive the collection fee.

Collection procedures include, but are not limited to, sending the delinquent invoice to the Collection Division of the Miami-Dade Finance Department at 111 NW 1st Street, 26th Floor, Miami, Florida 33128.

Payment for returned checks dishonored by the bank (NSF) shall be made pursuant to Florida Statute (F.S. 832.07). In the event where a Port user has presented more than one (1) NSF check to the Port for payment, the Port Director, at his discretion, may require the Port User to pay the Port via a cashier's check, payable from a local bank, or an alternative method of payment approved by the Port Director or his designee.

SECTION TWO: GENERAL RULES & REGULATIONS

The Port assigns the responsibility for the collection and payment of all charges assessed on a vessel to the Ship's Agent Company authorized by the Seaport Director to file the Request for Ship's Berth Assignment for the vessel. The Port must be paid according to the terms stipulated in this tariff item regardless of when the Ship's Agent, vessel, its owners or agents are reimbursed.

The Port reserves the right to refuse the use of Port facilities and services to any Port user on the delinquent list and to demand payment of charges in advance before further services will be performed or facilities used.

Sales Tax

Rates and charges contained in this tariff are exclusive of any sales tax. Applicable sales taxes shall be paid to the Port at the time and by the entity responsible for payment of the tariff charges for which the tax is imposed.

Applicable sales taxes are further explained in Florida Statute Title XIV, Chapter 212 "Tax on Sale, Use, and Other Transactions". Current sales tax rate is 6.8% on Commercial Real Property Rental, and 7% on everything else.

Cruise and cargo shipping lines may elect to pay all invoices directly to the Port. Shipping lines choosing direct billing may contact the Port's permit section to set up the account, which still requires a permit, insurance coverage and payment guarantee, as per Items 714 and 222 of the Tariff.

On-Line Payments

Invoices can be paid on-line using the Port's SeaPal online service via e-checks. The Port also offers online payments for account replenishment for ground transportation using e-checks. There are no processing charges for any e-check transactions.

Parking and Ground Transportation invoices can also be paid online using a credit card subject to a 2.5% fee payable at the time of payment. This applies only to Parking and Ground Transportation invoices, all other invoices and fees can only be paid online using SeaPal via e-checks. As mentioned above, there are no processing charges for any honored and successful e-check transactions.

All ground transportation companies are required to pay for trip fees using the online services, using either the account replenishment method or making a payment on a one time basis. For companies that infrequently visit the Port, less than 5 times per year, prior arrangement for a trip and payment must be made and communicated through the permit section at the Port before the company's vehicle(s) visit the Port.

Shipping companies, cruise and/or cargo, or their agents, are required to pay all invoices via wire transfer or using the Port's SeaPal online payment service.

Tariff No. 010EFFECTIVE OCTOBER 1, ~~2018~~2019**SECTION TWO: GENERAL RULES & REGULATIONS**

All e-check transactions which are dishonored by the servicing bank due to nonsufficient funds (NFS), will also be treated pursuant to Florida Statute (F.S. 832.07) and as previously noted in this section.

219. TEMPORARY EMERGENCY CHANGES TO TARIFF (C)

The Seaport Director shall have the authority to implement emergency temporary changes to this Tariff to remain competitive with other ports. These temporary changes ~~will~~must be consistent with the provisions of Item 200~~,. Such changes will~~ be documented and submitted to the Office of the Miami-Dade County Mayor, with copies to the County Finance and Budget Directors, and require a prior written finding by the Seaport Director that such changes will not result in the Seaport producing less Revenues (as defined in the Seaport's Bond Ordinance (Ord. No. 88-66) as amended) unless, in the opinion of the Seaport Director, overall Port rates, fees, rentals and other charges, as so changed, revised, or reduced, will produce sufficient Revenues to comply with the coverage and other requirements set forth in Section 501(c) of Ordinance 88-66 as amended.

If such temporary changes are to remain in place for a period of over twelve months or more than one fiscal year ~~and are subsequently expected to remain permanent~~, they shall be submitted to the Board of County Commissioners for approval as part of the Seaport's budget for the following fiscal year.

220. ACCESS TO RECORDS

All vessels, their owners and agents, and all other users of the waterways and facilities, shall be required to permit access to manifests of cargo, passengers, railroad documents, and all other documents for the purpose of audit for ascertaining the correctness of reports filed, or for securing the necessary data to permit correct estimate of charges.

221. INDEMNIFICATION

All users of Port facilities shall indemnify and hold harmless the County and its officers, employees, agents and instrumentalities from any and all liability, fines, losses or damages, including attorneys' fees and costs of defense, which the County or its officers, employees, agents or instrumentalities may incur as a result of claims, demands, suits, notices of violation, causes of actions or proceedings of any kind or nature arising out of, relating to or resulting from the users' use of Port facilities. All users of Port facilities shall pay all claims, fines and losses in connection therewith and shall investigate and defend all claims, suits or actions of any kind or nature in the name of the County, where applicable, including appellate proceedings, and shall pay costs, fines, judgments and attorneys' fees which may issue thereon, provided the County shall have given reasonable written notice of such matter with full right to defend and shall cooperate in such defense.

222. PAYMENT GUARANTEE

Users of the Port facilities are required to furnish the County with a Payment Guarantee, insuring the County against loss of any funds and indemnifying the County in full for the payment of bills that accrue as a result of dockage, notices of violation, cargo and passenger wharfage, water sales, storage, rentals, leases, warehousing, wharf demurrage, track rentals, electric current and any other charges that may

Tariff No. 010**SECTION TWO: GENERAL RULES & REGULATIONS**

accrue for services rendered by the County. The Port Director is authorized to determine and fix the amount of the required Payment Guarantee. The Port Director is also authorized to designate the persons who shall be required to post the bond required by this section.

Standard Lease (boilerplate) Agreement Lessees shall furnish to the Port a payment guarantee prior to occupancy of the leased space equivalent to the duration of the cancellation notification: thirty (30) days for a month to month lease term and ninety (90) days for 1 to 5 year lease terms. Lessee may elect to post said guarantee as an Indemnity Bond (Bond), an Irrevocable Letter of Credit (ILC) or via company check, provided the Bond or ILC (as applicable) is in a form acceptable to the County.

223. EMERGENCY TARIFF WAIVER FOR HURRICANES AND NATURAL DISASTERS

The Seaport Director or his designee, at his sole discretion, shall have the right to reduce or waive applicable Port fees for donated humanitarian relief efforts in case of a declared emergency by the President of the United States, the Governor of the State of Florida, or another state, or for a natural disaster suffered by a country served by an ocean carrier and/or cruise line customer of PortMiami.

Such waivers and/or reductions may include dockage, wharfage and crane rates per participating ocean carrier or cruise line. In lieu of Tariff rates, the Director shall have the right to reduce or waive rates set forth in the various County-approved cargo terminal agreements and/or approved agreements with cruise lines.

Such waivers and/or reductions shall be limited to those ocean carriers and/or cruise lines who are also waiving their transportation fees for donated hurricane relief supplies relating to food, lodging, medicine, construction materials and equipment, and/or resources provided by governmental or charitable agencies. In order to qualify for such waiver or reduction, the participating ocean carrier or cruise line must verify and provide documentation to the Port, including a manifest or certified statement identifying those items that may qualify for such waiver or reduction.

224. INSURANCE

The rates and charges published in this tariff do not include any insurance of any nature. All permitted users of the Port facilities are required to carry both Comprehensive General Liability Insurance and Auto Liability Insurance. Certificates of Insurance must be provided to PortMiami, 1015 North America Way, Miami, Florida 33132, indicating that insurance coverage has been obtained which meets the following requirements: (1) Commercial General Liability Insurance on a comprehensive basis in an amount not less than \$300,000 combined single limit per occurrence for bodily injury and property damage. Miami-Dade County must be shown as an additional insured with respect to this coverage; and (2) Automobile Liability Insurance in an amount not less than \$300,000 combined single limit per occurrence for bodily injury and property damage. Additional coverage may be required pursuant to other sections of this Tariff. Cartage companies are required to carry a minimum of \$1,000,000 liability insurance.

Companies unable to provide valid proof of insurance will be immediately required to cease operations and will have their permits automatically suspended until valid proof of insurance is received and

validated by the Permits Section. Companies falsifying insurance documentation will be automatically subject to a \$1,000 administrative fee and the immediate suspension of their permit for a duration determined by the Port Director or his designee.

Insurance Requirements for Cartage Companies

All cartage companies doing business at PortMiami must comply with the insurance requirements set forth in Section 224 of this Tariff and must provide the Permits Section with a Certificate of Liability Insurance listing all insured drivers and vehicles. Any and all changes to the company's driver/fleet schedule must be reported immediately. It is the company's responsibility to maintain their company's driver and insurance records up to date. Failure to do so may result in the suspension of the company's permit for a period determined by the Port Director or designee.

Information submitted by the insurance company and/or the managing general agent concerning insured drivers/vehicles will be compared to the Port's identification system as to the number of issued Port ID cards. Any discrepancies must be remedied within two (2) business days after notice from the Port, or in the event a permit holder has a discrepancy more than twice in a fiscal year, a fine of \$1,000 will be assessed for the first violation. The second violation will result in the suspension of the permit.

All drivers renewing their Port identification cards must show proof of insurance and/or approval of insurance to the Port's Identification & Credentialing Section. A cartage company's failure to report a change in an employee's work status (termination) within 7 days after the change may result in suspension of the Port business permit. Reactivation and addition of any cartage company's drivers will be granted only after verifying that the cartage company is in compliance with the insurance requirements.

If a driver and truck fail to prove insurance coverage on any spot check while at the Port, the vehicle and driver may be required to leave the Port immediately.

All cartage company drivers wishing to work for two companies on one (1) Port identification card must show endorsement and proof of insurance coverage covering the driver's work for each such cartage company from both companies of record.

225. CARGO INCENTIVE PROGRAM**Incentive Program**

The Port Incentive Program is based on the volume of a shipping line's qualifying containers in a given calendar year for which the Port receives both full and timely payment of TEU wharfage and dockage charges as listed on Exhibit A attached to the Port's three terminal operating contracts and payment of all due Port gantry crane rental and other fees set forth in Tariff Item 560 or per the terms of the applicable terminal operating contract, as use of the Port's gantry cranes and prior payment of all Port fees and charges are express requirements and eligibility conditions of this incentive program. For qualifying containers that meet all listed incentive program eligibility conditions and criteria, there are five (5) incentive categories which are subject to an overall \$35.00 per container incentive cap, excluding the

Tariff No. 010EFFECTIVE OCTOBER 1, ~~2018~~2019

SECTION TWO: GENERAL RULES & REGULATIONS

super-container category*, and as further limited to not exceed the amount received by the Port for wharfage and dockage pursuant to Exhibit A of the Port's three terminal operating companies:

Volume in eligible containers, per shipping line, per calendar year	Line	Vessel Sharing Agreement (VSA)	Volume Commitment	Latin America	Super Container
0 – 20,000	\$2.50	\$2.50	\$5.00	\$10.00	\$0.00
20,001 – 40,000	\$5.00	\$5.00	\$5.00	\$10.00	\$0.00
40,001 – 60,000	\$7.50	\$7.50	\$5.00	\$10.00	\$0.00
60,001 – 80,000	\$10.00	\$10.00	\$5.00	\$10.00	\$0.00
80,001 – 100,000	\$12.50	\$12.50	\$5.00	\$10.00	\$0.00
100,001 – above	\$15.00	\$15.00	\$5.00	\$10.00	\$0.00
*Valid per box over 100,000 moves					\$7.50

Volume in Containers – For qualifying and eligible containers meeting all incentive program conditions and criteria in a calendar year, this column sets forth the tiers that define thresholds for incentives to be paid to the shipping line. The volume is calculated on a per eligible container basis, full or empty, regardless of size, provided each eligible container uses the Port's gantry cranes, and provided all wharfage, dockage and gantry crane fees arising from or relating to such containers are timely paid to the Port. As the tiers escalate, the rebates within that tier are paid back to the first container of eligible volume within that tier. The volume in containers excludes all transshipments.

Line Incentive – This incentive is paid directly to the shipping line based on the performance met by that stand alone carrier's own eligible container throughput, but excluding third party cargo, unless otherwise specified during the open enrollment process and agreed upon by the Port Director. Subsidiary companies using a different shipping line's name from the parent company will be reflected as an individual line and not to be combined with the parent company's throughput, unless there is continued combined throughput growth from the preceding year.

VSA Incentive – This incentive is paid directly to the shipping line carrying eligible containers loaded to or from PortMiami based on the performance of the applicable FMC registered VSA service or alliance. This incentive is intended to reward the performance of the FMC registered VSA alliance. By example, if a line brings 15,000 containers to PortMiami and its VSA partners bring in a total of another 15,000 containers in the same calendar year, then for purposes of calculating the VSA rebate tier level, these throughputs would be aggregated (15,000 + 15,000 = 30,000) and the VSA partners would be eligible to seek the second tier VSA rebate level (20,001 – 40,000) at \$5.00 per eligible container loaded to or discharged from a particular VSA partner line's vessel calling PortMiami in a fiscal year. For avoidance of doubt, no more than one VSA rebate per eligible container.

Volume Commitment Incentive – This incentive is paid directly to the shipping line in exchange for an annual written volume commitment. In order to receive this incentive, the shipping line must be within 10 percent to the negative or 5 percent to the positive of the stated container goal. There will be an

Tariff No. 010EFFECTIVE OCTOBER 1, ~~2018~~2019**SECTION TWO: GENERAL RULES & REGULATIONS**

allowable one-time downward change (request needs to be in writing) to this commitment and one upward change per year to accommodate additional growth guarantees.

Latin America/Caribbean Incentive – If an eligible container comes from or is destined to Latin America/Caribbean, there will be a \$10 per container incentive paid directly to the shipping line. Latin America is defined as Mexico, Central, and South America.

Overall Incentive Cap – Notwithstanding the above, under no circumstances may any qualifying and eligible container be entitled to any incentive or incentives that exceed (in aggregate) the lesser of \$35 per container or the amount received by the Port for wharfage and dockage according to Exhibit A of the Port's three terminal operating agreements. An exception to this limit applies to the number of a shipping line's qualifying and eligible container moves above 100,000 in a calendar year as described below.

Super container – The super container incentive is paid on each container beginning on container 100,001 from the same shipping line (in a given calendar year) and is excluded from the \$35.00 cap that is imposed on all other incentives. This incentive will be paid by the Port providing the amount received by the Port for wharfage and dockage according to Exhibit A of the Port's three terminal operating agreements (for such containers over 100,000 in a given calendar year) exceeds the sum of the \$35 volume incentive and the \$7.50 super container incentive for such containers.

Eligibility

Shipping lines that have been enrolled at any point during the ~~2018-2019~~ calendar year will continue to be enrolled until December 31, ~~2018~~2019, at which point this program will sunset and cease. Beginning January 1, ~~2019~~2020, it will be up to the Port Director whether to extend this program ~~or a different version of this program~~ for another nine months until September 31, ~~2019~~2020.

226. RETURNED CHECK SERVICE FEE

A service fee will be assessed for the collection of a dishonored check, draft, or other order for the payment of money to the Port of Miami-Dade, including for collection of unsuccessful or dishonored e-checks transactions, in accordance with the rate structure established by Miami-Dade County, in Administrative Order 4-86. This service fee shall be in addition to all other penalties imposed by this tariff.

227. INAUGURAL ACTIVITIES (I)

In order to promote PortMiami, attract new business and remain competitive with other ports, upon written request, the Seaport Director may authorize a reduction or waiver of dockage (not to exceed three days), passenger wharfage, and harbor fees for inaugural activities for vessels to be homeported in Miami.

Upon receipt of written request to waive or reduce fees for inaugural activities, the Seaport Director may authorize such waiver or reduction under the following conditions:

- A. Vessel is new to the Port of Miami-Dade;
- B. Vessel will be homeported at the Port of Miami-Dade for the first time; and

Tariff No. 010

EFFECTIVE OCTOBER 1, ~~2018~~2019

SECTION TWO: GENERAL RULES & REGULATIONS

A-C. Inaugural activities are limited to no more than three sailings and are promotional in nature with non-revenue customers only.

Section Three: Rules & Regulations for Vessels

Navigation

230. ANCHORAGE OR OBSTRUCTION IN TURNING BASINS AND CHANNELS

It shall be unlawful for any person, firm or corporation whether as principal, servant, agent, employee, or otherwise, to anchor any vessel, boat, barge or other watercraft of any kind in any of the turning basins or channels in the Port of Miami-Dade, or to otherwise obstruct navigation, except in cases of actual emergency.

232. LIGHTS AT NIGHT

All vessels, barges or other watercraft, while anchored, moored, or maneuvering in the waterways of the Port of Miami-Dade, must at all times of the night show proper lights.

234. POLLUTION OF AIR AND WATER

It shall be unlawful for any person, firm or corporation to deposit, place or discharge into the waterways of the Port of Miami-Dade, any ballast, dunnage, sanitary sewage, butcher's offal, garbage, dead animals, gaseous liquid or solid matter, oil, gasoline, residuum of gas, calcium, carbide, trade waste, tar or refuse, or any other matter which is capable of producing floating matter or scum on the surface of the water, sediment or obstruction on the bottom of the waterways, or odors or gases of putrefaction.

All vessels and all persons using Port facilities shall take every precaution to avoid pollution of the air. County air pollution control procedures will be strictly enforced.

In addition to these regulations, all appropriate federal, state and local laws, rules or regulations pertaining to air and water pollution shall be rigidly observed.

In the event of a pollutant spill onto the property or into the waterways at the Port of Miami, the party(s) responsible for the spill shall take immediate actions to clean up the spill, regardless of where the spill occurs and regardless of whether the spill occurs on land leased or otherwise controlled by such party(ies). Cleanup is to be accomplished in the shortest time possible, using industry approved methods, so as to limit in every way possible, damage to the environment.

In any instance where it is determined by the Port of Miami that cleanup efforts are not being undertaken in a timely and/or adequate manner by the responsible party(s), the Port of Miami may order resources, as necessary, to commence and complete the pollutant spill cleanup. In such cases, the full cost of the cleanup plus an administrative fee of 15% will be charged to the responsible party(s). In instances where a vessel is a responsible party, full payment of the cleanup costs, including administrative fee, must be paid by the franchised agent or vessel representative before the vessel will be permitted to sail from the Port of Miami. In instances where a vessel is prohibited from sailing due to failure to pay cleanup costs as prescribed by this Item, dockage charges will continue to be applied until such time as vessel sails from

the Port of Miami. In the event any oil or hazardous substance is discharged or released into or upon any navigable waterway in a harmful or reportable quantity, the responsible party shall immediately notify the National Response Notification Center (1-800-424-8802) per USCG Requirements.

236. SPEED

It shall be unlawful for vessels or other water craft to proceed at a speed which will endanger other vessels or structures or to cause wake damage. All applicable federal, and local rules and regulations apply.

Berthing

240. APPLICATION FOR BERTH

The agent for a vessel desiring a berth at the Port of Miami-Dade shall, as far in advance of the date of docking as possible, make application to the Port of Miami-Dade berthing office in writing or electronically in the manner prescribed for a berth specifying the name of vessel, size, the date and estimated time of arrival, date and time of sailing, and the nature and quantity of cargo, if any, to be loaded or unloaded.

241. ASSIGNMENT OF BERTH

All berthing assignments shall be made by the Seaport Department and must be rigidly observed.

Any vessel which does not adhere to an established arrival schedule and conflicts with berth assignments previously made may be assigned an alternate berth or await the vacancy of a preferred berth.

Port of Miami-Dade reserves the right to assign berths for the optimal utilization of the Seaport's facilities.

242. CHANGE OF BERTH

Every vessel, boat, barge or other craft must, at all times, have on board a person in charge with authority to take such action in any actual emergency as may be necessary to facilitate common navigation or commerce, or for the protection of other vessels or property. The Port Director has discretionary authority to order and enforce the removal or change the berth or location of any vessel, boat, barge, or other water craft at its own expense, to such place as he may direct, for the purpose of facilitating navigation or commerce, or for the protection of other vessels or property, and it shall be unlawful for the master, owner or agent of such vessel to fail, neglect, or refuse to obey any such order.

If there is no responsible person available, or if the person in charge refuses to shift the vessel as directed, the Seaport Department shall have the vessel shifted at the risk and expense of the vessel.

243. UNAUTHORIZED BERTHING

Any vessel berthed in an unauthorized manner or shifted without approval of the Seaport Department shall be subject to an assessment in the amount equal to twice the published dockage fee. Such vessel may be moved to a properly designated berth without notice by the Seaport Department at the owner's risk and expense.

244. VESSEL TO BE CONTINUOUSLY WORKED

Any vessel accepted for berthing at the Port of Miami-Dade may be required to be worked continuously to completion, even with overtime, if necessary, when the assigned berth or the Port of Miami-Dade is declared congested by the Port Director.

Any vessel refusing to honor this requirement shall be considered as unauthorized berthing and the provisions of Item 246 shall apply.

245. VESSEL FIRE NOTIFICATION

In case of fire on board a vessel docked in Port, such vessels should sound a continuous ringing of ship's electrical bell or continuous sounding of ship's horn, to indicate a fire on board, or on the wharf at which the vessel is berthed. Such signal should be repeated at intervals to attract attention and be used as an additional method for reporting a fire.

246. MAN OVERBOARD

When a person falls overboard, the ship internal alarm bell should sound three (3) long rings and ship whistle should blow three (3) long blasts to notify the crew on board and the other ships in nearby vicinity.

Section Four: Rules & Regulations for Wharves

Allocation of Space

250. GENERAL

The Port Director shall control the allocation of the space, covered or open on the Seaport properties. All persons using port property in any manner shall strictly comply with such allocations. The Port Director is authorized to move freight or other articles, at owner's or agent's expense, in order to enforce this item.

In all cases, the objective of space allocation is to insure maximum flexibility and utilization of available space, both covered and open, and the Port Director shall be the sole judge in the matter.

252. LEASING

Where leasing is involved as for office, warehouse or open ground space, normal County procedures and requirements shall be followed in addition to those set out in this tariff.

254. THIRD PARTY CONTRACTS

Users of the port properties shall not assign or transfer any right or privileges granted to it under the terms and conditions of any contractual agreement to which it is a party with the County, nor shall the users of the port enter into a contract with a third party involving the use or allocation of Seaport properties without the prior written approval of the Port Director.

Wharves

260. CLEANLINESS OF PREMISES

All stevedores, terminal operators, vessels and their owners, agents, and all other users of the facilities shall be held responsible for the general cleanliness of their property which has been allocated, assigned or leased to them. This shall include those parts of the aprons, gutters, rail docks and truck docks used in connection with any specific loading, unloading or handling operations and yards.

If such users do not properly clean the facilities or property they have been using or assigned, the Port Director may order the property cleaned and placed in good order and charge the users responsible at the following charges:

Sweeper and staff.....\$200.00 per hour

Overtime (hour x 1.5).....\$300.00 per hour

Holidays (11 per County).....\$400.00 per hour

Or

The Port Director, or his designee, may elect to utilize a third party (janitorial company, etc.) to effect the needed cleaning/housekeeping operation at the going rate at the time normally charged by the company selected plus a 5% administrative fee as calculated on the total of any invoice/s submitted by the company for the services rendered.

Tenants unable to perform these services may request these services on an as needed or regularly scheduled basis through the Seaport's Facilities Maintenance Division. These rates will require review annually.

261. BOAT CRADLE REMOVAL

It is the responsibility of the stevedoring company to remove, or have removed, any empty yacht/boat cradles from the dock aprons and other common use areas within the Port of Miami no later than 24 hours following the yacht/boat being removed from the cradle. Failure to comply will result in a charge of \$800.00 per day, per cradle, until removed. This fee will be assessed to the responsible stevedoring company.

262. DAMAGE TO FACILITIES

Vessels, their owners or agents, and all other users of the Port facilities or equipment shall be held financially responsible for any damage sustained while the facilities or equipment are in their control or which are occasioned by them. The Seaport Department may detain any vessel or other watercraft responsible for damage to the facilities until sufficient security has been given for the amount of damage. It shall be the responsibility of the users of the facilities or equipment to report any damages to the Seaport Department immediately.

264. EMERGENCIES

Anyone on the Port property at any time becoming aware of an emergency situation of any nature should call "911" (Miami Dade Police/Fire Rescue) first and then contact Seaport Security by calling 305-329-4049 (PortMiami Security), while taking such immediate direct action as may be appropriate.

266. EXPLOSIVES INFLAMMABLES OTHER HAZARDOUS MATERIALS

Conveyors of Certain Dangerous Cargo (CDC), as defined in the Code of Federal Regulations (CFR) must comply with all CFR requirements and obtain approval from the United States Coast Guard before such dangerous cargo is handled over or received on the wharves or other facilities of the Seaport. Failure to obtain approval shall be construed as an incomplete, inaccurate and/or late submission of documentation, and subject to provisions of Item 217 in this Tariff.

Any cargo, including transshipments, which requires, for transport purposes, special labeling as hazardous, explosive, dangerous, flammable, radioactive, poisonous or gas is not allowed to remain on the Port overnight without prior, written notification to the Port Director or designee. Wharf Demurrage Charges shall apply after 24 hours.

268. LOITERING ON PORT PROPERTY

It shall be unlawful for any Person to loiter upon the properties of the Seaport Department. It shall be unlawful for unauthorized Persons to enter any cargo movement or handling areas, designated cruise operational areas, or any secured/restricted areas under the PortMiami Facility Security Plan.

Persons using the Port facilities do so at their own risk, and the Seaport Department will assume no responsibility for injuries or damages sustained.

270. SIGNS

Painting signs on structures belonging to the Seaport Department is prohibited without prior approval. Signs to be erected on the Port shall be furnished by the Port users and erected or placed by the user after the Port Director shall have approved the design, material and size of said signs. All signs shall be uniform.

272. SMOKING

It is strictly prohibited and unlawful for any Person to smoke inside any building located on the Port, in accordance with the Florida Clean Indoor Air Act of 1987, as amended by the State Legislature in 1992, and the Miami-Dade County Administrative Order No. 8-6, as amended April 7, 1994. Further, smoking restrictions on outdoor smoking may be as posted.

274. SOLICITATION

It shall be unlawful for any Person to solicit or carry on any business on the Seaport property without first obtaining a permit from the Seaport Department of Miami-Dade County as required by this tariff, by Ordinance No. 64-22, and subject to having the required occupational licenses.

276. VEHICLES

It shall be unlawful to park automobiles in any restricted area or to park any automobile, truck, trailer or any other vehicle in loading zones for any longer period than is necessary to load or discharge cargo or passengers. Parking is permitted in PortMiami FSP secured/restricted areas for Federal, State, and local first responders and Miami-Dade County Seaport authorized vehicles, as well as vehicles with a valid Special Dock Permit or Work Zone Authorization.

278. SECURITY

It shall be the responsibility of all Seaport users and tenants to provide their own security personnel when they have cargo or other property on the Seaport that has a high susceptibility to theft. Security personnel so employed and utilized within a secured area/restricted area and/or area of cargo operations shall have in their possession a Seaport identification card issued in compliance with Chapter 28A of the Code of Miami-Dade County Seaport Security and Operations; and a Transportation Worker Identification Credential (TWIC) Card issued in compliance with Transportation Security Administration (TSA) Federal requirements.

All security personnel so employed, whether armed or unarmed, shall be able to converse in the English language, and be licensed by the State of Florida.

Seaport users and tenants intending to utilize security personnel, other than those security companies permitted to do business on the Seaport on a permanent basis, shall provide written notice at least 24

Tariff No. 010**SECTION FOUR: RULES & REGULATIONS FOR WHARVES**

hours prior to their utilization. Such notice shall be addressed to the Seaport Security Division Chief, with a copy provided to the Cargo Operations Duty Officer.

280. WHARF OBSTRUCTION

Stevedores' tools, appliances, equipment, vehicles, or any other material or object which is not part of the cargo will not be permitted to remain on the wharves and wharf premises, or in the transit sheds, except at the discretion of the Port Director.

Cargo or gear will not be stored on the aprons, in driveways, roadways, on railroad tracks or any other locations that would hamper normal Port operations without specific approval of the Seaport Department.

If not removed when so ordered, it shall be subject to removal by the Seaport Department at the agent's expense, at cost plus 100%.

Section Five: Dockage

Dockage

300. BASIS OF CHARGE

Dockage shall be based on the highest gross registered tonnage or the overall length of the vessel as shown in Lloyd's Register of Shipping, ship registry papers or yard papers. However, the County reserves the right to admeasure any vessel when deemed necessary and use such admeasurement as the basis for dockage.

302. DURATION OF DOCKAGE

Dockage shall commence when a vessel is made fast to a wharf, pier, bulkhead structure, or bank or to another vessel so berthed, and shall constitute one day's dockage for the ensuing 24-hour period or any part thereof. Any part of a subsequent 24-hour period shall be construed as an additional day until such vessel has vacated the berth. Dockage is based on straight running time. Shifting from one assigned berth to another or sea trials shall not interrupt the straight running time. In the event of multiple daily sailings for the same vessel, only one dockage fee per 24-hour period will be assessed.

303. DOCKAGE FOR CULTURAL, CHARITABLE EVENTS

Upon submission of a written request and at the Port Director's discretion, non-home-ported vessels docked at the port for cultural, educational, and/or charitable events may be exempt from dockage charges.

304. DOCKAGE FOR UNAUTHORIZED BERTHING

Any vessel berthed in an unauthorized manner or shifted without approval of the Seaport Department shall be subject to dockage in an amount equal to twice the published fee. (See also Item 246)

305. DOCKAGE RATES FOR TUGS

The Port will provide non-fixed dockage for berthing permitted tugs engaged in tugboat towing and related services. All berths shall be assigned by the Seaport Operations Berthing Office. The Port reserves the right to move or rotate the berth locations to accommodate commercial shipping and/or cruise traffic.

306. DOCKAGE CHARGES EXCEPT GOVERNMENT VESSELS AND OCEAN RESEARCH VESSELS (A)

Cruise passenger vessels shall be assessed dockage on the basis of each gross registered ton per 24-hour period or fraction thereof at the rate of\$~~382.393~~*.

Intercoastal Tug and Barge Lines providing container service between Miami and other continental U.S. ports will not be assessed dockage charges while they are loading or discharging containers. Special rates for these services are listed under Cargo Wharfage Charges.

Tariff No. 010EFFECTIVE OCTOBER 1, ~~2018~~2019

SECTION FIVE: DOCKAGE

All other vessels shall be assessed dockage based on gross registered ton per 24-hour period or fraction thereof at the rate of\$382.393

In the absence of reliable tonnage data, vessel shall be assessed for each lineal foot per 24-hour period or fraction thereof at the rate of\$3.693.80

* Excluding inaugural activities for homeport ships at the discretion of the Port Director, as per Item 227.

308. DOCKAGE CHARGE FOR MILITARY, HISTORICAL, HERITAGE VESSELS (A)

U.S. Naval vessels, U.S. Coast Guard, foreign Naval vessels, and historical and/or heritage vessels visiting the Port of Miami-Dade, shall be assessed dockage on the basis of each displacement ton per 24-hour period or fraction thereof at the rate of\$255.262

309. DOCKAGE CHARGES FOR OCEAN RESEARCH VESSELS (A)

Ocean research vessels shall be assessed dockage on the basis of each gross registered ton per 24-hour period or fraction thereof at the rate of\$276.284

310. MINIMUM CHARGE

The minimum charge for dockage, per day or fraction thereof, shall be Two Hundred Fifty Dollars (\$250.00).

310. BERTHING FOR CLEARANCE

Vessels docking only for U.S. Customs, Immigration and Naturalization Service or Agriculture Department clearance will be granted two-(2) hours free time. After the initial two-(2) hour free period, regular applicable dockage rates shall apply per 24-hour period or fraction thereof.

312. DOCKAGE RATES FOR VESSEL WET DOCKING

Upon approval of the Port Director, with advance written application to the Deputy Port Director, when proper berthing space is available, vessels calling for the purpose of wet docking, for repair or lay up the following dockage rates will apply:

From day one.....50% of Tariff, per day

On any days during which passengers embark or disembark, or cargo is loaded or unloaded, dockage will be charged at 100% of tariff.

313. DOCKAGE CHARGES FOR MIAMI-DADE COUNTY AGENCIES

All Miami-Dade County agencies/departments shall be assessed a monthly dockage fee of\$500.00 per month

Each additional vessel from the same agency shall be assessed a monthly dockage fee of\$250.00

Section Six: Wharfage

Wharfage

404. SHIP'S STORES

No charge for wharfage will be made on ship's stores.

405. CALCULATION OF CARGO TONNAGE

Only full tons will be used when calculating cargo tonnage subject to wharfage rates. Manifest weight totals expressed in pounds will be converted to the nearest full ton as follows: Fractions over a full ton, but less than 0.5 (2) will be dropped; when 0.5 or more, the next highest ton figure will be used.

406. CARGO WHARFAGE CHARGES (A)

ALL ARTICLES – not otherwise provided for, per ton.....	\$3.183.28
AUTOMOBILES AND MOTORCYCLES, per unit.....	\$10.61 10.93
BUSES & TRUCKS, per unit.....	\$15.91 16.39
OTHER HEAVY EQUIPMENT, per ton.....	\$3.183.28
OPEN FRAME TYPE CAR CARRIERS, single or multiple, each.....	\$3.183.28
TRAILERS of any type (exclusive of loaded cargo), tare weight, per ton.....	\$2.122.19
CONTAINERS of any type, empty or full (exclusive of bins with personal goods), per TEU.....	\$38.75 39.92
YACHTS/BOATS, whether off-loaded or on-loaded onto pier or water, per foot,	
up to 25 ft.....	\$3.183.28
over 25 ft.....	\$11.67 12.02
Minimum Invoice.....	\$32.00

TRANSSHIPMENT RATES

Per container (inclusive of wharfage and tare rates, and, as to cargo subject to dockage-inclusive TEU rates, if so provided in applicable cargo terminal agreements with the County, inclusive of dockage as well).....\$20.00

PERSONAL GOODS, per bin, wheeled or not wheeled, weighing less than one (1) ton Loaded in the ship's hull (in lieu of a container charge).....\$10.00

Tariff No. 010EFFECTIVE OCTOBER 1, ~~2018~~2019

SECTION SIX: WHARFAGE

407. PASSENGER WHARFAGE CHARGES FOR SMALL PASSENGER VESSELS ~~BERTHING AT TERMINAL H~~ (A, C)

All passengers, same vessel, Embarking onto a ~~s~~Small Passenger Vessel, which berths at PortMiami a minimum of 175 calls in a given Fiscal Year ~~berthed at Terminal H~~ (including security charge), per passenger.....\$~~4.99~~5.13

All passengers, same vessel, Debarking from a Small Passenger Vessel, which berths at PortMiami a minimum of 175 calls in a given Fiscal Year ~~berthed at Terminal H~~ (including security charge), per passenger.....\$~~4.99~~5.13

The Small Passenger Vessel wharfage rates set forth in this Tariff Item 407 shall only apply to passengers Embarking to and/or Debarking from Small Passenger Vessels, which berth at PortMiami a minimum of 175 calls in a given Fiscal Year ~~berthed at Terminal H~~.

408. PASSENGER WHARFAGE CHARGES EXCEPT SMALL PASSENGER VESSELS ~~BERTHING AT TERMINAL H~~ (A, C)

Vessels offering multi-day cruises: *

All Passengers, same vessel, Embarking (including security charge) each\$~~12.37~~12.74

Vessels offering multi-day cruises: *

All Passengers, same vessel, Debarking (including security charge) each\$~~12.37~~12.74

Port-of-call vessels:

Per manifested passenger.....\$~~12.37~~12.74

* Excluding inaugural activities for homeport ships at the discretion of the Seaport Director, as per Item 227.

414. TRANSSHIPMENTS

Waterborne inbound cargo received at a terminal from a vessel for subsequent reloading which is not removed from the Port of Miami-Dade, and is reshipped aboard another vessel in waterborne commerce from the Port of Miami-Dade, will be assessed a wharfage rate on the inbound movement only based on the rates set forth in Item 406 Tariff #010.

In order for cargo to be entitled to this transshipment provision, it is required that the owner and/or agent designate upon entry at the Port of Miami-Dade that such cargo is to be transshipped and that a copy of the "Transshipment Cargo Log" be presented with the outbound cargo manifest.

This special transshipment provision shall not apply to trailers or containers, except as noted below. Trailers and containers, empty or loaded, will be assessed wharfage on both inbound and outbound movements and will be allowed two free time periods.

Loaded waterborne containers and trailers that are discharged from a vessel and subsequently reloaded upon a vessel without the cargo being rehandled in any way and is exported within 30 days will be assessed wharfage on the inbound leg only. It is required that the owner and/or agent designate upon discharge at the Port of Miami-Dade that such loaded container or trailer is to be transshipped and that a copy of the "Transshipment Cargo Log," which clearly identifies the inbound vessel and voyage number, be presented with the manifest of the outbound vessel.

The provisions of this Item shall not apply to wharfage rates that are discounted or established by negotiated contract unless so designated.

Section Seven: Wharf Demurrage & Terminal Storage

Wharf Demurrage

500. FREE TIME ALLOWANCE

Inbound and outbound cargo shipped or transshipped through the Port shall be allowed 10 days free time (including weekends and legal holidays).

Upon submission of a written request and approval by the Port Director, bulk commodities and break bulk cargo shall be allowed up to an additional free time.

502. COMPUTATION OF FREE TIME

Outbound Cargo

The free time allowed for assembling outbound cargo shall commence at 12:01 a.m. of the day following placement of the cargo on the Port. The days during the loading of a vessel shall not be counted as wharf demurrage days.

It shall be the responsibility of the Port users to clearly state on the Vessel Report forms, provided by the Seaport Department, in the space provided thereon, the first day of loading. Failure to provide this information will result in the Seaport Department computing demurrage using the date of the ship's arrival.

Inbound Cargo

The free time allowed for removing inbound cargo shall commence at 12:01 a.m. of the day following the day the vessel completes discharging.

504. WHARF DEMURRAGE CHARGES (A)

All cargo remaining on the Port after the free time period and not accepted for storage shall thereafter be assessed a wharf demurrage charge on the same weight basis as wharfage as follows:

1. For each of the first 7 days or fraction thereof, per ton or fraction thereof.....~~\$1.25~~\$1.29
2. For the 8th and all succeeding days, or fraction thereof, per ton or fraction thereof.....~~\$1.96~~\$2.02

The minimum invoice for wharf demurrage shall be.....\$100.00

506. NON-SHIPMENT BY WATER

Cargo delivered on the Port for export and not loaded on a vessel berthed at the Port of Miami-Dade and subsequently moved inland from the Port is subject to wharf demurrage charges with no free time allowance commencing with the date of arrival on the Port.

Tariff No. 010EFFECTIVE OCTOBER 1, ~~2018~~2019**SECTION SEVEN: WHARF DEMURRAGE & TERMINAL STORAGE****508. TERMINAL STORAGE CHARGES (A)**

Upon application to the Port Director prior to arrival of the vessel at Port, and at his discretion, certain types of freight or cargo may be accepted for storage, for specified periods, with charges to be assessed as follows:

A - Charge for first month, or fraction thereof.

B - Charge for second month, or fraction thereof.

C - Charge for third month and each succeeding month, or fraction thereof.

	A	B	C
TERMINAL STORAGE:			
Closed or covered, per ton			
All items N.O.S.	\$12.30 <u>12.66</u>	\$24.70 <u>25.44</u>	\$37.04 <u>38.15</u>
Lumber, per ton	\$24.59 <u>25.33</u>	\$24.70 <u>25.44</u>	\$83.81 <u>85.81</u>
Automobiles per days	\$20.66 <u>21.28</u>	\$62.57 <u>64.45</u>	\$148.26 <u>152.71</u>
Paper, newsprint in rolls	\$9.25 <u>9.53</u>	\$11.10 <u>11.43</u>	\$12.92 <u>13.31</u>
Terminal Storage:			
Open or ground, per ton			
All items N.O.S.	\$9.25 <u>9.53</u>	\$18.54 <u>19.10</u>	\$37.04 <u>38.15</u>
Lumber, per ton	\$9.25 <u>9.53</u>	\$18.54 <u>19.10</u>	\$62.57 <u>64.45</u>
Automobiles per day	\$12.30 <u>12.66</u>	\$41.47 <u>42.71</u>	\$98.29 <u>101.24</u>
Trucks, buses, vehicles p/day	\$24.70 <u>25.44</u>	\$83.31 <u>85.81</u>	\$197.40 <u>203.32</u>
Trailers, containers, chassis,			
Loaded/empty 20 FT	\$12.30 <u>12.66</u>	\$41.47 <u>42.71</u>	\$98.29 <u>101.24</u>
Over 20 FT	\$24.70 <u>25.44</u>	\$83.30 <u>85.80</u>	\$197.40 <u>203.32</u>
Boats/yachts (cradled or trailered)			
Including empty cradles or trailers	\$95.27 <u>98.13</u>	\$321.51 <u>331.15</u>	\$762.26 <u>785.12</u>
Steel and aluminum materials, per ton	\$7.95 <u>8.18</u>	\$26.81 <u>27.61</u>	\$63.55 <u>65.45</u>

NOTE: Upon submission of a written request and approval by the Port Director, bulk commodities and break bulk cargo shall be allowed up to 30 days free time.

512. MINIMUM STORAGE CHARGES

The minimum invoice for either terminal storage charges or open storage charges shall be.....\$ 85.00

Section Eight: Container Crane Facility

Container Gantry Crane Facility

550. CONTAINER GANTRY CRANE RULES AND REGULATIONS

Any authorized stevedore (crane user) wishing to use container gantry crane(s), including all attached and ancillary parts and equipment [hereinafter referred to as "crane(s)"] shall make application for crane(s) rental use 12 hours prior to start-up time. Such applications shall specify the date and time of proposed use, the estimated length of use and number of cranes needed. The crane user shall return the crane(s) without delay, upon completion of his operations.

The crane user shall provide all necessary operators and perform all stevedoring required in connection with container crane(s) use.

When the crane(s) is/are ordered but not used, and orders are not modified or canceled within 6 hours, standby time for maintenance personnel will be assessed at the current labor rates, subject to a minimum charge of two hours straight time or four hours overtime.

Any incurred cost is the responsibility of the user; such as balance of guarantees, meal hours, or any other costs not covered under rental fee or start-up and secure.

It shall be the ship's responsibility to stow all of its cranes in an offshore position prior to the time that the container gantry cranes are put into service.

In the event that it is necessary to use the ship's cranes for any reason while the container gantry cranes are still in use at any time prior to the container gantry cranes' complete removal from the vessel, the container gantry cranes shall have the absolute right of way and all movements of the ship's cranes will be subservient to the container gantry cranes' movements and operations. Accordingly, it will be the responsibility and obligation of the ship and its stevedores to keep a proper lookout and to ensure that the movements or operation of the ship's cranes do not interfere with the operations or movements of the container gantry crane.

The ship will not begin to move its cranes into sea position until after the container gantry crane has fully completed its operations and movements and is fully clear from the ship and its cranes.

It shall be the stevedore's responsibility to assure that the ship is aware of and complies with its responsibilities to stow and operate its cranes in conformance with these regulations.

Tariff No. 010EFFECTIVE OCTOBER 1, ~~2018~~2019

SECTION EIGHT: CONTAINER CRANE FACILITY

560. CRANE RATES (A)

Container Gantry Crane rental rates per hour are as follows:

Gantry Crane(s) (without operator)	Regular Hours.....	\$879.02 <u>\$905.39</u>
	Overtime Hours.....	\$981.04 <u>\$1,010.47</u>
Small Boat	Regular Hours.....	\$722.05 <u>\$743.71</u>
	Overtime hours.....	\$822.21 <u>\$846.87</u>
Standby time per hour (all cranes)	Regular hours.....	\$258.62 <u>\$266.37</u>
	Overtime hours.....	\$373.73 <u>\$384.95</u>
Labor Only for start-up and shutdown, per hour or fraction thereof		
	Straight Labor.....	\$202.31 <u>\$208.38</u>
	Overtime Labor.....	\$275.32 <u>\$283.58</u>
	Meal Straight Labor.....	\$348.33 <u>\$358.78</u>
	Meal Overtime Labor.....	\$494.33 <u>\$509.16</u>

Minimum rental period per crane is 4 hours per steamship line. Billing will be based on 1-hour increments with any fraction of an hour to be carried to the next full hour. Rental charges include maintenance.

The crane user will be charged for assigned maintenance personnel for standby time for vessel delays or weather interference at above rates per hour. No charge will be assessed for downtime due to mechanical and/or electrical malfunction of the crane(s).

Except for weather interference, labor standby time for delays will be charged from the time for which the equipment is ordered until the equipment begins operations.

One (1) hour start-up and one (1) hour shutdown time will be charged for labor only.- Any Port terminal operator, stevedore, and/or cargo line guaranteeing 60 hours or more of crane time per terminal acre per year will not be charged the labor cost associated with one (1) hour start-up and one (1) hour shutdown time, and will not be charged for any fraction of an hour after the rental period concludes, provided that such fraction of the hour to less than 20 minutes.

Costs incurred for the repositioning of crane(s), during a meal hour, when requested by the user, shall be billed according to the established labor rates.

570. CONTAINER GANTRY CRANE CHARACTERISTICS

The PortMiami operates thirteen (13) ship-to-shore container handling gantry cranes on six (6) 1,000 feet wharves. Currently; Cranes 8, 9, and 10 work on Wharves 1 and 2; Cranes 16, 15, and 14 work on Wharves 3, 4, and 5; Cranes 13, 11, 12 and 7 work on Wharves 3, 4 and 5; and Cranes 4, 5, and 6 work on Wharf 6.

Cranes 4, 5, 6, 7, 8, 9 and 10 (Post-Panamax):

Capacity:

Tariff No. 010**SECTION EIGHT: CONTAINER CRANE FACILITY**

Under Spreader, Single Lift..... 50 LT
 Under Spreader, Twin Lift..... 50 LT
 Under Cargo Beam..... 70 LT
 Outreach from waterside rail..... 151 FT
 Total Hoisting Height..... 150 FT

Cranes 11 and 12 (Super Post-Panamax):

Capacity:

Under Spreader, Single Lift..... 50 LT
 Under Spreader, Twin Lift..... 65 LT
 Under Cargo Beam..... 75 LT
 Outreach from waterside rail..... 213 FT
 Total Hoisting Height..... 181 FT

Cranes 13, 14, 15 and 16 (Super Post-Panamax):

Capacity:

Under Spreader, Single Lift..... 50 LT
 Under Spreader, Twin Lift (Rated Load)..... 65 LT
 Under Cargo (Hook) Beam
 (Full travel outreach to backreach)..... 100 LT
 Outreach from waterside rail..... 223.1 FT
 Total Hoisting Height..... 193.5 FT

Special technical characteristics are available upon request.

580. PAYMENT FOR RENTAL OF CRANES

The stevedore making arrangements for the rental of the crane(s) will be held responsible for paying all charges incurred by its use, as defined in other sections of this Tariff, to the Seaport Department. These charges will include all charges related to damages caused by the stevedore while using the crane(s).

584. HEAVY LIFT CHARGES

In all single lifts which exceed 90,000 pounds (with hook), a heavy lift charge of \$2.50 per short ton will be assessed on the weight exceeding 90,000 pounds, which will be in addition to crane(s) rental charges. Weights listed on manifests will govern heavy lift charges, if actual weights are not provided.

586. CRANE CONDITION

The crane(s) will be in operating condition when turned over to the crane user and will be returned in the same condition as when received, wear and tear alone excepted. All repairs will be effected through the

Tariff No. 010EFFECTIVE OCTOBER 1, ~~2018~~2019**SECTION EIGHT: CONTAINER CRANE FACILITY**

maintenance operator or through their designated contractor and billed accordingly for repair costs incurred.

Downtime caused by crane user negligence will be charged at the rate as per paragraph entitled RATES included in this Section, acts of God excepted.

588. DAMAGES SUSTAINED TO CRANE

Any damages which render the crane(s) inoperable due to crane user negligence, and which may preclude the Seaport from any operating revenues, will be the responsibility of the stevedore to reimburse the Seaport for such revenues during the period of repair.

590. INSURANCE

All stevedores are required to furnish certificates of insurance to the crane maintenance management company who reserves the right to deny use of the crane(s) to any firm supplying false, incomplete or misleading insurance information.

Stevedores Legal Liability Insurance and Comprehensive General Liability Insurance coverage shall be provided as liability against damages resulting from loading and unloading vessels by the stevedore. This insurance shall be a minimum of \$5,000,000.00 for each occurrence. Insurance coverage must include USL&H (United States Longshoremen and Harbor Association) coverage as required by the Longshore Act.

Miami-Dade County, Florida (Port of Miami-Dade) and the crane maintenance management company shall be named as additional name insured.

These requirements are in addition to previous insurance requirements per other sections of this tariff. The above insurance policies shall not be canceled or allowed to expire until thirty days after the PortMiami has received written notice thereof from the insurance carrier.

596. CLEANING FACILITIES

All users of the crane(s) shall be held responsible for cleaning the facilities after using them, including the adjacent aprons and gutters. If the facilities are not properly cleaned, charges shall be assessed as noted in other sections of this Tariff, as noted in Item 260.

Section Nine: Rentals & Leases

602. RENTAL OF SPACE

Office Space in 1001, 1007 & 1015 Maritime Administration Building - Floors 1, 2, & 3

\$25.00* per square foot, per year which includes air conditioning, lights, electricity, and with or without janitorial services. Either five year lease, annual lease or month-to-month rental.

Office Space in 1007 Maritime Administration Building - Floors 4 and 5

\$27.00* per square foot, per year which includes air conditioning, lights, electricity, and with or without janitorial services. Either five year lease, annual lease or month-to-month rental.

Retail Space, General

\$32.00 per square foot, per year which includes air conditioning, lights, electricity, excluding janitorial services. Either five years, annual lease or month-to-month rental.

Retail Space, Passenger Terminals

\$28.00 per square foot, per year, which includes air conditioning, lights, electricity, excluding janitorial services. Either five year lease, annual lease or month-to-month rental.

Office Space Passenger Terminals B through J, & Floor Open Space in all Terminals B-J

\$25.00* per square foot, per year which includes air conditioning, lights, electricity, and with or without janitorial services. Either five year lease, annual lease or month-to-month rental.

Modular Office Space

\$18.00* per square foot, per year which includes air conditioning, lights, electricity, and with or without janitorial services. Either five year lease, annual lease or month-to-month rental.

*Note: Deduct \$1.00 per square foot for janitorial, if not included.

The Lessee, at its sole cost and expense, shall be liable and responsible for installing and maintaining phone line, internet services, and video surveillance.

When, because of operational requirements, the Port infringes on the continued and uninterrupted use of a tenant's leased property, the Port may consider and apply rent abatement credits commensurate with the tenant's petition as validated and recommended by the Port's property management division and approved by the Port Director.

Warehouse Space

\$6.00 – 12.00* per square foot per year which does not include air conditioning, lights, electricity, or janitorial services. Either five year lease, annual lease or month-to-month rental.

Tariff No. 010**SECTION NINE: RENTALS & LEASES**

Exact rate shall be determined by the Port Director based on criteria including, but not limited to, access to street, location, condition of area, and other revenue contributions to the Port by lessee from any other Port operations.

*Any related rate adjustment as determined by the Port Director will be in addition to rental charges.

Portable Telecommunications Antennas

\$2,750.00 per month, or any part thereof, will be assessed for each Portable Telecommunications Antenna temporarily* emplaced. This amount will be in addition to the associated open ground space charge at the maximum non-containerized ground space lease rate, and any other charges imposed by this tariff. For the purpose of this item, open ground space will be any space, improved or otherwise, to include parking space, as deemed appropriate by the Port Director. All Information Technology Department (ITD) requirements must be met before any installation is approved.

*The emplacement of a portable antenna under this tariff provision is with the understanding that the associated lease agreement would be on a month-to-month basis and in effect during the time required to install a permanent-type antenna as approved by the Port Director.

Wall-mounted Telecommunications Antennas

The per annum fixed rate for space for wall-mounted telecommunications antennas and support equipment, on a year-to-year basis, shall be not less than \$40,000.00 and based on the following schedule:

Category	Antennas	Support Equipment	Rate per Year
1	One (1) or any array of not more than three (3) wall-mounted antennas encompassing not more than seven (7) linear feet between each antenna	Equipment required for initial setup to support antenna(s), not exceeding the following: electric panel, electric meter, transformer, stand-alone air conditioning unit, disconnect switch, antenna receiver unit, and cabling	\$40,000.00
2	One (1) to not more than an array of three (3) additional wall-mounted antennas encompassing a span of not more than seven (7) linear feet between each antenna	Except for required cabling, this schedule does not provide for any additional support equipment	\$7,500.00
3	This schedule does not provide for any antennas	Additional support equipment but less than that required for an initial setup	\$7,500.00

Tariff No. 010**SECTION NINE: RENTALS & LEASES****Wall-mounted Radio/Data Antenna for Port Users**

The annum fixed rate for space for one wall-mounted radio/data antenna and supporting equipment, on a year-to-year basis, shall be \$3,000. This rate applies for Port users that require an antenna in order to conduct business at the Port.

- Support equipment (each component thereof) will be of reasonable and customary dimensions subject to the approval of the Port Director.
- Cabling includes coaxial cable, electric wiring, and associated conduit and bracketing required to connect antenna(s) to support equipment, support equipment to each other, and from support equipment to power source.
- Vendor will pay for electric utility use separate from antenna lease rate.
- Vendor will be responsible for all installation, to include the installation of an electric meter, maintenance, repair, and replacement.
- Under Schedule 3, should the Port Director deem the additional equipment to be equal to an initial set-up as provided for in Schedule 1, a Schedule 1 rate will be assessed.
- Installation and use of any antenna(s) and/or support equipment shall not interfere with the operation of another vendor's or the Port's antennas and/or support equipment or any other operational system, and it will comply with all applicable laws, including all zoning codes and requirements of the Miami-Dade County Code; Ordinance No. 01-157; South Florida Building Code; Miami-Dade County Information Technology Department; Federal Communications Commission; National Council on Radiation Protection and Measurement; Institute of Electrical and Electric Engineers; and American National Standards Institute.

TEMPORARY AND/OR MOBILE STRUCTURES in any area will be leased on a non-exclusive basis at rates as determined by the Port Director in conformity with, among other things, appraisal rates. Utilities and/or janitorial charges to be assessed as determined by the Port Director.

604. OPEN GROUND LEASES (A)

Open ground storage area rented monthly or annually for Port related use on a non-exclusive basis will be leased at the rates listed below.

Open Ground Non-Waterfront (non-containerized).....	\$ 5.25 per sq. ft./per year
Open Ground Waterfront (non-containerized).....	\$ 7.25 per sq. ft./per year
Portable Telecommunication Antennas.....	\$ 7.25 per sq. ft./per year
Open Ground Retail Space.....	\$15.00 per sq. ft./per year
Open Ground Trailers with pre-existing hook-up.....	\$9.50 per sq. ft./per year

Tariff No. 010EFFECTIVE OCTOBER 1, ~~2018~~2019**SECTION NINE: RENTALS & LEASES**

Open Ground (non-containerized) land used for stevedoring maintenance and repair of heavy equipment (including, but not limited to, top loaders, mules, forklifts, containers, etc). Storage of full containers is not permitted.....~~\$1.73~~\$1.79 per sq ft/ per year

Open Ground Rail Yard..... \$9.00 per sq ft/year

Such leases, whether annual or month-to-month, do not provide for electricity, water, sewer, phone or internet service, landscaping, maintenance, housekeeping, fencing, security, paving, asphalt repairs, or other repairs. All such services, utilities, maintenance, and repairs shall be the sole responsibility of the tenant at the tenant's expense.

(Rate discount not applicable to this category)

For not-for-profit/government entities or other entities that provide support functions or services deemed beneficial to Port operations, as determined by the Port Director, the Port Director may reduce lease rates by no more than 25% of the applicable open ground rate.

Such leases whether five year, annual or month-to-month do not provide for electricity, water, sewer, landscaping, maintenance, housekeeping, fencing, paving or asphalt repairs.

To fulfill Port operational needs and requirements, the Port reserves the right to occasionally berth vessels at bays 54 through 65 for such periods as may be deemed necessary by the Port Director. Lessee, at its sole cost and expense, shall be liable and responsible for all expenses incurred to clear the required space and relocate equipment back to the leased property. Rent abatement credits may be considered at the Port Director's discretion when tenant's equipment is moved off Port due to the unavailability of any temporary alternate location on the Port.

605. INSIDE FENCING

All fencing inside transit sheds warehouses and passenger terminals must be authorized by the Port Director. All original fencing or subsequent modifications will be installed at the expense of the applicable Port user. After installation, the fencing becomes the property of the Seaport Department of Miami-Dade County (Port of Miami-Dade).

606. OTHER

Port tenants not directly involved in the transportation of passengers or cargo from Port of Miami-Dade facilities may be assessed an additional rental charge based on a percentage of their annual gross revenue, as determined by the Port Director, in addition to the charges in Item 602 or 604 above. Such charge shall not exceed 40% of the affected tenant's annual gross revenue. Annual gross revenue shall include all revenue derived from the sale of merchandise or services at the leased premises, exclusive of any Florida State Sales Tax collected from customers.

607. LEASE DOCUMENTS LATE FEE

Lease documents not returned within the time-frame requested by the Port in writing will be subject to a late fee of \$500.00 or one month's rent, whichever is greater (i.e. lease agreement, affidavit, payment guarantee, insurance certificates, etc.). If documents are not returned within 30 days of non-compliance, lease agreement will be terminated.

608. LEASE PERMITS AND LICENSES

In addition to the Certificate of Use and Occupancy required prior to commencement of operations, the Lessee, at its sole cost and expense, shall be liable and responsible for obtaining, paying and maintaining a current Fire/Life Safety Operating Permit in compliance with Miami-Dade County Code, Article III, Section 14-53.

609. LEASE ENVIRONMENTAL PROTECTION AND INDEMNITIES

The Lessee shall be solely responsible for all costs and expenses which arise out of environmental contamination for which County may be held liable caused by the Lessee, the Lessee's agents, employees, contractors, or invitees during any prior or current tenancy or occupancy of the Premises or any portion thereof.

Tariff No. 010EFFECTIVE OCTOBER 1, ~~2018~~2019

SECTION NINE-A: FOREIGN TRADE ZONE

Section Nine-A: Foreign Trade Zone**610. PORTMIAMI FOREIGN TRADE ZONE NO. 281 (A, C)**

Foreign Trade Zone Site Operators shall pay all applicable fees as outlined in the Grantee Fee Schedule. Fees are subject to periodic review and adjustment. The below fees do not include any additional fees charged by the Foreign Trade-Zones Board or Customs and Border Protection (CBP).

PortMiami Foreign Trade Zone Grantee Fee Schedule¹**Application Fees:**

Application Fee Usage Driven/Subzone ²	\$2,500.00
Application Fee New Magnet Site	\$10,000.00
Application Fee for Production Authority	\$2,500.00

Annual Fees, per site:

Active Site \$6,500.00

Annual Fees are based on the site's activated square footage and cover the twelve months succeeding the date the site activation is granted by CBP and are due yearly on the activation's anniversary date.

	<u>Less than 100,000 s.f.</u>	<u>100,001- 200,000 s.f.</u>	<u>200,001- 400,000 s.f.</u>	<u>400,001- 750,000 s.f.</u>	<u>Over 750,001 s.f.</u>
<u>Active Site</u>	<u>\$5,000</u>	<u>\$10,000</u>	<u>\$15,000</u>	<u>\$20,000</u>	<u>\$20,000 plus \$0.025 per add'l s.f.</u>

Non-Active Site \$2,500.00

Annual Fees are due in advance and are generally invoiced to all designated site operators in January of each calendar year; with payment due within 30 days of receipt. Annual Fees start upon the designation of a new site by the FTZ Board (via approval of site location and issuance of a site number) and are prorated for the remainder of the calendar year. Site operators must pay the annual Non-Active Site fee if they have not yet been activated by Customs and Border Protection (CBP). Upon site activation by CBP, site operators must pay the Active Site Fee. If site operators have previously paid the Seaport the Non-Active Site annual fee in a given calendar year, upon the site being activated by CBP in the same calendar year, the operator shall pay the Seaport the difference between the annual Active Site fee (pro rated from the date of site activation) and the previously paid Non-Active Site fee (also pro rated from the date of site activation) within thirty days of site activation. Termination of a site must be requested no later than December 1st of the previous calendar year to waive the Annual Fee at the beginning of the calendar year.

Additional Fees:

Alteration³Alteration¹ \$2,500.00

Penalty Fee for Late Annual ~~Reporting~~⁴Reporting² \$100.00 per day until in compliance

Other Fees and ~~Charges~~⁵Charges³ \$65.00 per hour or part thereof

Tariff No. 010

SECTION NINE-A: FOREIGN TRADE ZONE

~~¹ Refer to PortMiami FTZ 281 Grantee Zone Schedule for detailed description of process and fees. Non-profit/not-for-profit organizations~~

² The application fee and/or the first year annual fee for usage driven sites may be waived, reduced or deferred at the discretion of the Port Director or his designee if (i) the operator is a non-profit/not-for-profit under U.S. Code § 501, (ii) located within the geographic area of a Community Redevelopment Agency (CRA) and (iii) the application demonstrates operator's commitment to generate employment opportunities within the CRA district.

³⁻¹ Alteration includes changes in an operator's site including, but not limited to, boundary modification, relocation, or activation of a separate site, for any already designated magnet site, usage-driven site or subzone site.

⁴⁻² The FTZ Annual Report must be submitted no later than March 1st after the end of each calendar year.

⁵⁻³ Other fees and charges include any other fees, charges, or expenses incurred by Grantee for the purpose of obtaining Foreign Trade Zone Board approval and/or U.S. Customs & Border Protection approval on behalf of client, and not specifically listed herein, at the discretion of the Grantee, will be assessed to client at cost.

Section Ten: Miscellaneous Charges

700. FRESH WATER (A)

Charges for fresh water delivered to vessels at piers or wharves shall be assessed as follows:

Per ton, 250 gallons.....~~\$3.042.95~~
The minimum invoice for fresh water charged per vessel shall be.....\$90.00
Hook-up fee, per vessel.....\$55.70

701. FRESH WATER UNIT CONNECTION REPLACEMENT

When unit is not returned, a charge of \$500.00 per Unit Connection will be assessed to the corresponding agent.

705. ELECTRIC CURRENT FOR REFRIGERATED UNITS

When electricity is furnished to refrigerated containers and/or trailers by the Port, an additional utility charge per unit shall be assessed, at the rate per day of.....\$52.50

Such charge shall be assessed for each 24-hour period or fractional part thereof.

Except in the case of the Port's own negligence, the Port shall not be responsible for loss or damage caused by power failure, electrical surges, electrical or mechanical equipment failure or any other type of breakdown/failure.

Refrigerated containers shall be the only equipment connected to the reefer plugs. If any other equipment is connected, the Port user and leaseholder will each be subject to a fine as described below:

1st Offense.....\$500.00
2nd Offense.....\$1,000.00
3rd Offense.....Permit will be revoked

707. HARBOR FEE (C)

The following Harbor fee shall be charged to each vessel on a per call basis, excluding inaugural activities for homeport ships at the discretion of the Port Director, as and subject to Item 227 requirements and conditions:

0-20,000 Gross Registered Tons.....\$275.00
20,001 GRT and over.....\$525.00
Passenger vessels making 300 and more sailings per year.....\$75.00

In the event of multiple daily sailings for the same vessel, only one harbor fee per 24-hour period will be assessed.

Tariff No. 010EFFECTIVE OCTOBER 1, ~~2018~~2019**SECTION TEN: MISCELLANEOUS CHARGES**

The Harbor Fee shall not apply to Port terminal operators, or to their cargo vessel customers, where the terminal operator guarantees the Port 60 hours or more of crane time per terminal acre per year.

709. VEHICLE EXAMINATION FACILITY CHARGE

All exporters of used self-propelled vehicles which use the Seaport's vehicle examination facility for the purpose of the presentation and validation of required documentation by U.S. Customs & Border Protection in accordance with Customs Regulations (19 CFR 192), will be assessed a usage fee of seven dollars and fifty cents (\$7.50) per vehicle, in accordance with the Code of Miami-Dade County, Florida, Sec. 28A, as put forth by the Board of County Commissioners of Miami-Dade County, Florida.

Two dollars and fifty cents (\$2.50) of every seven dollars and fifty cents (\$7.50) collected shall be allocated to the Miami-Dade County Multi-Agency Auto Theft Task Force for purposes of enhancing security at, and interdicting the flow of stolen motor vehicles through the Port of Miami.

710. VEHICLE PARKING AT THE PORT (C)

Facilities are available for the parking of vehicles for passengers boarding ships and for Port visitors and workers.

Rates are as follows:

Short term , per vehicle, per space, per day (no overnight), or fraction of.....	\$8.00
Long term (overnight or greater), per vehicle, per space, per day or fraction of.....	\$22.00
Long term (high density, overnight or greater), per vehicle, per space, per day or fraction of.....	\$22.00
Special events , per vehicle, per space, no less than.....	\$15.00

All established parking rates will be posted at each facility and applied to the day a vehicle enters the parking lot and to each succeeding day it remains on the lot.

Unattended ground parking areas, when properly posted as such, can be available to the general public at no charge for certain maritime industry related events as designated by the Port Director.

For disabled Persons

Miami-Dade County Ordinance No. 13-104 requires all guests with a disabled parking permit or license tag to pay standard parking rates except as provided by Florida State Law. However, two hours of complimentary parking will be provided to vehicles displaying a disabled parking permit or license tag, provided the vehicle is transporting the person who has a disability and to whom the disabled parking permit or license was issued.

In accordance with Florida Statutes 316.1964, only vehicles with specialized equipment such as ramps, lifts, or foot or hand controls, for use by a person who has a disability, or any vehicle displaying a State of Florida license plate for disabled veterans issued under s. 320.084, s. 320.0842, or s.320.0845 or displaying

Tariff No. 010EFFECTIVE OCTOBER 1, ~~2018~~2019**SECTION TEN: MISCELLANEOUS CHARGES**

the Florida Toll Exemption permit, are exempt from parking charges, but only if the vehicle is transporting the person who has a disability and to whom the disabled parking permit or license was issued.

714. ANNUAL AND TEMPORARY PERMIT FEES (C, I)**Permit Requirements**

No one may engage in a business transaction or provide services at PortMiami without first obtaining a business permit, supplying evidence of insurance coverage, and complying with all other applicable provisions of the tariff and/or other pertinent regulations issued by the Port Director and the Miami-Dade County Code. Exempt from the business permit requirement are: 1) those entities whose sole function on the Port is to fulfill the requirements of U.S. government regulatory agencies; 2) County-approved and retained vendors, their sub-contractors and suppliers, while performing the tasks called for under their contract with Miami-Dade; and 3) Governmental entities. Applications for a permit to conduct business as a Stevedore must be in accordance with Miami-Dade Code Chapter 28A-6 and/or as determined by the Port Director.

Obtaining a permit to do business at PortMiami does not entitle the holder of the permit to, including but not limited to, land, offices, other facilities, access to restricted areas, guaranteed business opportunities, etc. The permit only allows the holder to conduct business at PortMiami subject to the rules, conditions, limitations and requirements of this Tariff.

Permit fees shall be applied on an annual basis, commencing on the date of issuance. Stevedore permit fees shall be applied on an annual basis, commencing on January of every year.

Permit renewals not received by the expiration date are subject to a late/reinstatement fee as stipulated in Section 714 of this Tariff.

Companies engaging in business and/or providing services without first obtaining a business permit will, in addition to other fines, penalties, fees, costs, and damages arising under the county code, this tariff, other applicable laws, or otherwise; be subject to the following fees, costs, and/or actions:

- First Violation: Warning
- Second Violation: \$1,000 fine

Companies with three (3) or more violations may be subject to denial of permit for up to one (1) year from infraction(s).

Permit holders and all persons and entities required to obtain Port Permits shall agree to comply with all applicable laws, including the Code of Miami-Dade County, PortMiami Terminal Tariff No. 010, all applicable county, state and federal requirements and all regulations and directives, without limitation, issued by the Port Director or Seaport Department staff.

Issuance of a business permit does not imply permission to violate any existing regulatory laws of the State, County, Federal government or Municipalities, nor does it exempt the holder from obtaining any other licenses and/or permits required by local, state or federal law. All applicants for motor carrier, freight forwarder, and broker authorities are responsible for having an active operating authority and complying with the insurance requirements and regulations set forth by the Federal Motor Carrier Safety Administration.

Company Name or Category Change

Name or category changes will be treated as new applications and shall require the initial processing and annual permit fee. In the event of a name change, a new permit application must be submitted immediately to the Permits Section for processing and approval.

Permit holders must advise the Port's Permit Section of any proposed material changes to their on-Port operations. Proposed changes shall require the prior approval of the Port Director or his designee.

Companies holding an active stevedoring permit at PortMiami are required to submit their final vessel loading and discharge reports for all vessels worked at the Port no later than 7 calendar days after vessel departure in a format acceptable to the Port. Arrangements to submit said reports are to be coordinated with the Port's Cargo Operations division.

Permit Fees

Initial Processing Fee (non-refundable) (all categories, except shipping lines and cruise lines, not otherwise listed).....	\$350.00
Initiation Fee or Reinstatement Fee for Tug Services.....	\$6,000.00
Late / Reinstatement Fee (First 10 days after expiration)	\$100.00
Late / Reinstatement Fee (10+ days delinquent)	\$350.00
Company Name or Category Change.....	\$350.00

The following annual permit fees are applicable to the following business categories:

Fuel or bunker vessels, 1 to 6 barges.....	\$260,000.00
Each additional barge.....	\$30,000.00
Cartage and Trucking Services.....	\$420.00
Crane Rentals, Heavy Lift & Hauling Services.....	\$420.00
Distribution of Merchandise.....	\$420.00
Equipment Leasing, Maintenance & Repairs	\$420.00
Ground Fueling Services.....	\$420.00
Car Rentals, Courtesy Shuttle Services.....	\$420.00
Maritime Consulting & General Services	\$420.00
Mobile Food/Drink per Truck.....	\$2,500.00
Pre-arranged Ground Transportation ¹	\$350.00

Tariff No. 010**SECTION TEN: MISCELLANEOUS CHARGES**

Ship Chandlers/Suppliers.....	\$1,200.00
Ship's Agents.....	\$2,100.00
Ship Maintenance & Repair Services.....	\$420.00
Sightseeing/Tour Services.....	\$420.00
Shipping Lines and cruise lines.....	\$0.00
Port Tenants.....	\$420.00
Stevedoring Firms.....	\$5,800.00
Tug Services, per tug.....	\$16,500.00
Portable Telecommunications Antenna.....	\$33,000.00
All other business categories.....	\$420.00
Tow Truck/Vehicle Delivery Service (No Initial Processing Fee).....	\$150.00
Environmental & Waste Management Services.....	\$420.00
Security Systems, Services & Technology.....	\$420.00

¹: Pre-arranged ground transportation companies residing outside of Miami-Dade and Broward Counties will be allowed two round trips (drop off/pick up) to be assessed at \$150.00 per trip. Beyond the allowed two trips, these companies will be required to get a permit. All temporary ground transportation permits must be sought and obtained by the Permits Section prior to the company's visit.

Fees and time period for all other activities not listed above shall be determined by the Port Director.

Permit renewals are subject to compliance with all permit requirements and satisfaction of any outstanding balances due to the Port.

The Port has discretion in denying the issuance of a new permit and/or the renewal of a permit based on any circumstance and/or known fact that is not consistent with Port's requirements and operating guidelines, such as, but not limited to; payment history, insurance discrepancies/inconsistencies, compliance with Port rules and regulations, outstanding claims, criminal records, and convictions, etc.

Port I.D.

In addition to permit requirements for companies, all individuals must comply with all applicable local, state, and federal requirements to obtain a Port. I.D. for which the charge is as follows:

Port I.D. -	New/Renewal (Unescorted Access – 1 year) Green Card	\$0.00
	New/Renewal (Escorted Access – 1 year) Yellow Card.....	\$0.00
	New/Renewal (Escorted Access – 1 year) Red Card	\$0.00
	One Day Pass.....	\$0.00
	Replacement (Lost or Stolen).....	\$25.00
	Replacement (Change of Company).....	\$0.00

All Port I.D.s must be displayed and provided upon request to Miami-Dade County Personnel, including Miami-Dade Police Department Personnel, Cruise Operations and Safety and Security Personnel.

All Port I.D.s are property of Miami-Dade County and must be returned upon request. All employees and companies conducting business at PortMiami must have and display their Port Miami I.D. Failure to do so may result in disciplinary actions up to and including trespassing arrest by Miami-Dade Police Department, Seaport Operations Bureau, per Florida State Statute 810.08 and 810.09.

Tug Permit Requirements

All tug companies holding a business permit with the Port of Miami must have 1 tractor tug in their fleet available at the Port. Should the permitted company determine that a named tug is to be temporarily taken out of service for repairs, dry docking, temporary re-assignment, or permanently relocated from the Port, a substitute tug of equal or greater capabilities must be available at the Port prior to the removal of the tug being replaced at the permitted company's expense. In all cases, the permitted company must, prior to taking such action, notify the Port Director or designee in writing of the planned change(s).

Only after receiving concurrence from the Port Director or designee, can the change(s) be made. Said concurrence will not be unreasonably denied.

Minimum Tug Assist Vessel Requirements – Per Individual Company

- At least one (1) 6,500 horsepower; 80 ton
- Have adequate vessel fenders to sufficiently and safely perform all berthing assistance and maneuvers with each class of ship and barge
- Be equipped with multiple frequency bridge-to-bridge transceivers for communicating among ships and barges, tug, PortMiami Berthing Office, and harbor pilots

Ground Transportation and Transportation Network Companies/Entities (TNC/TNE)

Taxicabs, per pick-up.....\$2.00
Transportation Network Companies/Entities, per pick-up.....\$2.00

In addition to the annual permit fee established above, Ground Transportation Companies shall be subject to the following per trip fees for each vehicle:

Pre-paid accounts with permit and transponder: *

Type Vehicle Rate	Passenger Capacity	Per Entry
Luxury Limousine Sedans, Stretch & Super-Stretch Limousines, Vans, and Passenger Motor Carriers	14 passengers or less	\$4.50
Mini-Buses & Super-Stretch Limousines	15 – 32 passengers	\$9.00
Bus	33 or more passengers	\$18.00
**Hop-On Hop-Off Bus	33 or more passengers	\$18.00

*On prepaid accounts with permits, when the account cannot be replenished, the rate charged will be applied as per the non-prepaid account with permit.

Non pre-paid accounts with permit and transponder:

Type Vehicle Rate	Passenger Capacity	Per Entry
Luxury Limousine Sedans, Stretch & Super-Stretch Limousines, Vans, and Passenger Motor Carriers	14 passengers or less	\$6.00
Mini-Buses & Super-Stretch Limousines	15 – 32 passengers	\$11.00
Bus	33 or more passengers	\$20.00
**Hop-On Hop-Off Bus	33 or more passengers	\$20.00

The above stated fees will be assessed whenever the ground transportation vehicle transverses the bridge/tunnel onto the Port, whether dropping off or picking up passengers.

Port staff are authorized to regularly inspect ground transportation fleets (other than TNCs/TNEs) to ensure permit compliance.

All TNC/TNE vehicles entering PortMiami should be in compliance with applicable ~~local~~/state requirements.

Prearranged ground transportation companies, other than TNC/TNEs, are required to register and install transponders in all vehicles working at PortMiami-issued transponder. Failure to affix the PortMiami-issued transponder to the vehicle or in any way damaging the transponder will result in the cancellation of the permit and the initial processing fee and annual permit fee shall be required for reinstatement. Any and all changes made to the fleets of any pre-arranged ground transportation service provider, other than TNC/TNEs, must be reported immediately as they occur to the Port's Cruise Operations Section. Failure to report, register, or install a required transponder in any vehicle operating at the Port may result in the suspension of the permit and the initial processing fee and annual permit fee shall be required for reinstatement.

The Port reserves the right, at any time, to inspect and/or validate the issued transponder, as applicable, to assure proper usage and compliance with all rules, regulations, and Port operating directives governing pre-arranged ground transportation companies doing business at the Port as outlined in this Tariff.

Transponder Cost:

1st transponder..... No Charge
2nd transponder or any additional transponder, each.....\$25

Ground transportation companies, other than TNCs/TNEs, are required to register all drivers with the Cruise Operations Section. Any and all changes must be reported immediately. Failure to do so may result in the suspension of the Port permit. All employees for ground transportation companies entering upon the Port, including drivers, other than TNCs/TNEs and their drivers, are required to obtain a port identification card. All Drivers for ground transportation companies are no longer required to obtain a port identification card unless the driver is a greeter and/or needs access a secured and restricted area. In these cases, a Port ID will be required.

Ground Transportation Greeter Area and Signs

Pre-arranged ground transportation greeters must have a valid PortMiami identification card while working at the cruise terminals. Greeters are to stand at a pre-approved waiting area, designated by PortMiami, no more than two greeters per company, per terminal. Greeters must use proper and professional signs in greeting their clients. Signs must clearly display only the name of the permitted company, not destinations, prices, and/or variations from the company name approved to operate at the Port. PortMiami Cruise Operations has the authority to confiscate any signs that do not meet the required standards. Greeters are only allowed to greet their company clients and will not sell or attempt to sell on-demand transportation services. Violators are subject to all rules and regulations including the confiscation of Port Identification, administrative fees, and progressive disciplinary actions set forth in this Tariff.

Pre-arranged Ground Transportation & TNC/TNE Vehicle Lot

Pre-arranged ground transportation vehicles identified as, but not limited to, vans, sedans, limousines, and minibuses, are to remain in the allocated Pre-arranged Ground Transportation Lot or, as applicable, in the designated Pre-arranged Ground Transportation TNE Lot. As to pre-arranged ground transportation vehicles other than TNE vehicles, such non-TNE vehicles are to remain inside the Pre-arranged Ground Transportation Lot until called upon by the pre-arranged ground transportation greeters for immediate pick up of their passengers with reservations. Pre-arranged Ground transportation vehicles are not to circle PortMiami as they wait for passengers to exit the terminal.

Notwithstanding the foregoing, TNC/TNE vehicles may only use pre-arranged ground transportation lots designated by the Port for TNC/TNE use. Except as may be prohibited by law, neither TNC/TNEs nor their associated vehicles or drivers may use greeters in connection with any offered on-Port pickup service. Violators are subject to all rules and regulations set forth in this Tariff.

Ground transportation companies that do not comply with the operational requirements of the Port, including but not limited to, failure to maintain valid insurance, failure to report any changes in the company's vehicle fleet, failure to stage greeters in designated areas, or failing to pay applicable Port fees or charges as and when due, are subject to the following fees and/or actions:

Violation Type	Fines
Operating without Valid/Active Permit.....	\$1,000.00
Delinquent Balance.....	\$100.00
Failure to Report Fleet Changes.....	\$100.00
Improper Staging.....	\$100.00
Greeter Violations.....	\$100.00
<u>Obscene, Aggressive or Threatening Conduct</u>	<u>\$100.00</u>
Other Violations of Rules & Regulations.....	\$100.00

Tariff No. 010**SECTION TEN: MISCELLANEOUS CHARGES**

Companies with three (3) violations or more for the same infraction will be automatically subject to fine of \$1,000 regardless of the violation type. Individuals employed by companies with three (3) violations for any infraction are subject to the temporary to permanent removal of Port I.D. by the Miami-Dade Police Department and will have to appear before a committee to address further disciplinary proceedings, which may include the revocation of Business permit. The hearing committee will convene biweekly or as needed and will be comprised of a representative from the Miami-Dade Police Department, Seaport Operations Bureau, a representative from the Seaport Cruise Operations Division and a representative from the Seaport Safety and Security Division. Hearing committee proceedings will be recorded, stenographically or otherwise, and all decisions of the committee shall be in writing or announced on the record.

Companies unable to provide valid proof of insurance (other than TNCs/TNEs) will be immediately required to cease operations and will have their permits automatically suspended until valid proof of insurance is received and validated by the Permits Section. Companies falsifying insurance documentation will be automatically subject to a \$1,000 fine and the immediate suspension of the permit for a duration determined by the Port Director or designee.

Companies advised of any discrepancies or violations will have two (2) business days to bring their PortMiami accounts into full compliance. Failure to do so will result in a \$1,000 fine and adversely affect the company's ability to continue operating at the Port. The Port Director or designee has full discretion to suspend or revoke a company's permit if found in violation of Port regulations and/or Port Tariff No. 010.

Companies and all their employees are prohibited from using obscene, aggressive, or threatening language or being aggressive or threatening to passengers or enforcement personnel. The terms "obscene", "aggressive", and "threatening" shall be interpreted to mean language and/or behavior that a reasonable person would consider obscene, aggressive, or threatening under the circumstances, would cause another person a reasonable and genuine fear of imminent harm, violence, or offensive contact, or would constitute an assault or other unlawful conduct and may include, without limitation:

- Yelling, screaming, and/or gesturing in an obscene, aggressive or threatening manner, and/or in a manner that would constitute an assault or other unlawful conduct;
- Using obscene, vulgar, profane, hostile, and/or aggressive language or threat against and/or physical contact with another person, which causes the recipient to be put in reasonable fear of imminent harm, violence, or an offensive contact or assault;
- Throwing objects at a passenger, other Port user, law enforcement officer, or Port employee.

Anyone who engages in obscene, aggressive or threatening conduct on Port will be subject to a \$100.00 fine. Three (3) violations or more will be automatically subject to the confiscation of their Port Identification pending a hearing with the revocation committee to address further disciplinary proceedings, which may include, in the discretion of the committee, the revocation of the repeat violator's Business permit.

Tariff No. 010EFFECTIVE OCTOBER 1, ~~2018~~2019**SECTION TEN: MISCELLANEOUS CHARGES**

Notwithstanding the foregoing, certain Tariff restrictions may be deemed inapplicable, in whole or in part, to the limited extent such restrictions (as applied to certain persons or matters) are expressly preempted by prevailing federal or state law.

Car Rental Courtesy Shuttle Companies

Rental car companies conducting business activities at PortMiami but not operating under a non-exclusive license agreement with the Port shall be assessed a percentage of the gross revenues arising from such activities at an annual rate of 8%. Business activities for rental car companies include, but are not limited to, the pick-up of passengers via courtesy vehicles for transportation to rental car facilities off the Port. Payment and supporting documentation for these fees must be submitted to the Port's Permit Section on a monthly basis.

Rental car companies, upon prior notice from PortMiami, shall allow inspections and audits by the County, through its employees and/or representatives, of all records and books of account, including such records as may be required by the County to be maintained by the rental car companies including, without limitation, any records needed to calculate or verify "gross revenue." It is further understood and agreed that the car rental company shall make all the records, books of account, and other documentation available at a local location designated by the Port.

715. SPECIAL DOCK PARKING PERMIT

All requests for a Special Dock Parking Permit must be in writing to the Seaport Director or his designee. Upon receipt, a recommendation will be made to the Seaport Director, who is the final approving authority. Each request must specify the specific reason the request is being made, as well as any other extenuating factors. Special Dock Parking Permits, valid for one year, will only be issued to those individuals who have a justified requirement to park their vehicle dockside in a secured area/restricted area on the Seaport. All individuals issued a Special Dock Parking Permit shall also have a valid Seaport identification card and Transportation Worker Identification Credential (TWIC) Card issued in compliance with Transportation Security Administration (TSA) Federal requirements in their possession pursuant to County Ordinance 28A, Seaport Security, and Operations.

Special Dock Parking Permit.....\$200.00, per year, for cargo and/or cruise parking permit
Replacement.....\$25.00

Section Eleven: General Information

800. MIAMI HARBOR

The Miami Harbor embraces the artificial basins, slips and channels that have been dredged along the bay front of Miami and in the bay and through the waters of Biscayne Bay to the ocean, and is located generally at Latitude 25-46' No. Longitude 80-10'W.

802. MAIN CHANNEL

The entrance to the main channel is directly east of the City of Miami, approximately 4.5 miles. The sea buoy marking the channel entrance through the reef is about 2 miles offshore. The entrance is an artificial cut 800 feet wide flair, known as Government Cut, dredged across the southern end of Miami Beach. It is protected by jetties and is well marked. A channel has been developed to a control depth of 52 feet deep, and 500 feet wide on the sea end to the jetties. The main channel along the northside of Lummus and Dodge Islands is 500 feet wide with a 36 foot control depth which continues westward across Biscayne Bay to the main turning basin.

806. FISHERMAN'S CHANNEL

From Government Cut, the Fisherman's Channel has been dredged with a control depth of 50 feet for the easternmost 6,120 feet and 540 feet wide and a control depth of 34 feet for 5,283 feet and 500 feet wide to the west. Fisherman's Channel provides a direct connection to the wharves on the south side of Dodge and Lummus Islands and the mouth of the Miami River.

807. LUMMUS TURNING BASIN

Located at the wide point of the Fisherman's Channel, east of the channel slip, the Lummus Turning Basin is a 1,500-foot wide turning basin at a control depth of 50 feet.

808. MAIN TURNING BASIN

The Main Turning Basin, located in the western end of the Main Channel, is 1,700 feet north and south and 1,650 feet east and west, with a control depth of 36 feet.

809. WESTERN TURNING BASIN

Located at the western end of Fisherman's channel, the Western Turning Basin has a width of 900 ft. with a control depth of 30 ft.

810. FISHER ISLAND TURNING BASIN

The Fisher Island Turning Basin is a truncated turning basin between the main channel and the north side of Fisher Island and is dredged 50 feet to provide a turning basin at the junction of the Main and Fisherman's Channels.

816. ANCHORAGE

The prescribed anchorage area for vessels anchoring outside the harbor is located eastward of a line about 1.5 nautical miles off shore and northward of a line about 0.2 nautical miles north of the sea buoy at the entrance to the ship channel. The entire anchorage area lies north of the entrance channel to Miami. The northern and southern extremities of this area are marked by nun buoys. Vessels desiring to anchor off the entrance to the Harbor of Miami are required to do so within this area, to avoid possible damage to cables laid on the ocean bottom in the vicinity. Refer to anchorage area 110.188 on National Oceanic and Atmospheric Administration Survey Chart # 11466 & # 11468.

818. TIDES AND TIDAL CURRENTS

The normal mean tidal range at the entrance to Miami Harbor is 2.5 feet, and in the bay it is about 2.0 feet. The extreme tidal range is about 4.0 feet at the entrance. Easterly winds sometimes raise the water level 1.5 feet at the entrance and from 1.0 to 0.5 feet in the bay.

The tidal currents at the entrance to Biscayne Bay may reach a velocity of 1-1/2 to 3 knots through the main channel.

850. PORT FACILITIES AND SPECIFICATIONS**Marginal Berthing**

PortMiami offers 19,263 linear feet of berthing on Dodge and Lummus Islands.

The cruise zones total 8,860 linear feet: 7,125 feet (36 feet deep) along the north and northeast sections; 735 feet (32 feet deep) at the north west section; and 1,000 feet (30 feet deep) at the western extremity of the South Ship Channel.

The cargo berthing areas total 10,403 linear feet: 6,120 (50 feet deep) along the southeast section of Lummus Island and the South Ship Channel at the gantry facility; and 4,283 feet (32 feet deep) of roll-on/roll-off berth space along the south section of the Port.

Width of Apron

70 to 100 feet, north side
50 to 100 feet, east side
50 to 100 feet, south side
50 to 100 feet, west side

Apron Above MLW

7.5 feet on all sides

Roll-on/Roll-off Ramps

Eight fixed ramps designated

Tariff No. 010**SECTION ELEVEN: GENERAL INFORMATION**

Bay 154, 670 linear feet above MLW

Bay 155, 550 linear feet above MLW

Bays 161 – 171, 1,259 linear feet above MLW

Bays 165 – 181, 1,450 linear feet above MLW

Fixed ramp at passenger terminal H, 750 linear feet above MLW

Railroad Facilities

Intermodal Container Transfer Facility (ICTF) has three (3) 3,000 ft. of working rail track for a total of 9,000 ft. on 13 acres of land.

Train Scheduling Requirements- All train trips to and from PortMiami must be scheduled with and approved by the PortMiami Berthing Office at least 24 hours in advance. The ICTF operates 7 days per week.

Passenger Terminal Complex

PortMiami currently has 6 passenger terminals in use on the North side of the port. Terminal J on the south side of the port; and Terminal H on the west side of the port as follows: Cruise Terminals B & C (190,491 sq. ft.), D & E (257,693 sq. ft.), F & G (287,488 sq. ft.), H (70,706 sq. ft.) and terminal J (56,706 sq. ft.). The square footage amounts include areas for U.S. Customs and Border Protection, as well as offices.

Transit Cargo Sheds

Transit Shed B.....200,000 Square Feet

Transit Shed E.....36,000 Square Feet

Transit Shed G.....152,000 Square Feet

At present, there is a total of 388,000 square feet of transit cargo shed space.

Services

There is a total of 18,500 linear feet of marginal berthing. Telephone and water connections are alternately provided every 120 feet.

Index

Abandoned Cargo	8	Dockage for Cultural, Charitable Events	24
Access to Records	11	Dockage For Unauthorized Berthing	24
Anchorage	53	Dockage Rates for Tugs	24
Anchorage or Obstruction in Turning Basins and Channels.....	17	Dockage Rates For Vessel Wet Docking	25
Annual And Temporary Permit Fees.....	44	Duration of Dockage.....	24
Appeals.....	6	Electric Current For Refrigerated Units	42
Application for Berth.....	18	Emergencies.....	21
Application of Tariff and Supplements	6	Emergency tariff waiver for hurricanes and natural disasters	12
Assignment of Berth	18	Explosives inflammables other hazardous materials	21
Basis of Charge.....	24	Facility Security Plan (FSP).....	1
Berth Assignment.....	1	Fiscal Year	2
Berth Day	1	Fisher Island Turning Basin	52
Berthing For Clearance	25	Fisherman's Channel.....	52
Board Foot.....	1	Free Time	2
Boat Cradle Removal.....	21	Free Time Allowance	29
Calculation Of Cargo Tonnage	26	Fresh Water	42
Cargo Incentive Program	13	Fresh Water Unit Connection Replacement....	42
Cargo Wharfage Charges	26	Furnishing Cargo Statements and Vessel Reports	8
Change of Berth	18	General	20
Checking.....	1	General Restrictions and Limitations.....	7
Cleaning Facilities.....	34	Handling.....	2
Cleanliness of Premises.....	20	Harbor Fee	42
Computation Of Free Time	29	Heavy Lift	2
Consent to Terms of Tariff	6	Heavy Lift Charges	33
Container Gantry Crane Characteristics	32	Inaugural Activities	15
Container Gantry Crane Rules And Regulations	31	Indemnification.....	11
County.....	1	Inside Fencing	38
County Commission	1	Insurance	12, 34
County Mayor	1	Late Documentation on Service Fee.....	9
Crane Condition	33	Lease Documents Late Fee	39
Crane Rates	32	Lease Environmental Protection And Indemnities	39
Damage to Facilities.....	21	Lease Permits And Licenses.....	39
Damages Sustained To Crane	34	Leasing	20
Dangerous Cargo.....	1	Lights at Night.....	17
Dante B. Fascell Port of Miami-Dade	3	Loading and Unloading	2
Disclaimer for Loss or Damage.....	8	Loitering on Port Property.....	21
Dockage.....	1	Main Channel.....	52
Dockage Charge For Military, Historical, Heritage Vessels.....	25	Main Turning Basin	52
Dockage Charges For Miami-Dade County Agencies.....	25	Man Overboard	19
Dockage Charges For Ocean Research Vessels	25	Miami Harbor.....	52

Tariff No. 010

INDEX

Minimum Charge	25	Ship's Stores.....	26
Minimum Storage Charges	30	Signs.....	22
Multi-Day Cruise Parking Revenue	3	Small Boat	4
Non-Operating Port	3	Small Passenger Vessel	4
Non-Shipment By Water	29	Smoking	22
Notice of Violation	3	Solicitation	22
Open Ground Leases.....	37	Special Dock Parking Permit	51
Operator.....	2	Speed	18
Other	38	Tariff.....	4
Passenger Wharfage Charges For Small Passenger Vessels Berthing At Terminal J....	27	Tariff Publication.....	4
Payment For Rental Of Cranes.....	33	Temporary Emergency Changes to Tariff	11
Payment Guarantee	12	Terminal Storage	4
Payment of Bills	9	Terminal Storage Charges.....	30
Person	3	Third Party Contracts.....	20
Placement Goods Not to Be Bailment	8	Tides And Tidal Currents.....	53
Point of Rest.....	3	Transshipments	27
Pollution of Air and Water	17	Unauthorized Berthing	18
Port Director	3	Usage	5
Port Facilities And Specifications	53	Vehicle Examination Facility Charge.....	43
Port Legal Holidays.....	2	Vehicle Parking At The Port	43
Port Terminal	4	Vehicles.....	22
PortMiami Foreign Trade Zone No. 281.....	40	Vessel	5
PortMiami Personnel Fees.....	7	Vessel Fire Notification	19
Pronouns	3	Vessel to be Continuously Worked.....	19
Qualifying Container	4	Western Turning Basin	52
Rental of Space	35	Wharf Demurrage.....	5
Returned Check Service Fee	15	Wharf Demurrage Charges	29
Seaport Department	4	Wharf Obstruction.....	23
Security	22	Wharfage, Cargo.....	5
Ship Agent	4	Wharfage, Passenger	5

I.O. No.: IO 4-42
Ordered: 9/~~21~~19/~~18~~19
Effective: 10/1/~~18~~19

FEE SCHEDULE FOR REGULATORY AND ECONOMIC RESOURCES (ENVIRONMENTAL RESOURCES MANAGEMENT SERVICES)

AUTHORITY:

The Miami-Dade County Home Rule Charter including among others Sections 1.01 and 2.02A, Chapter 24 of the Code of Miami-Dade County, Chapter 403 of the Florida Statutes, and Chapter 62 of the Florida Administrative Code.

SUPERSEDES:

This Implementing Order (IO) supersedes IO 4-42, ordered September ~~20~~8, 201~~7~~8 and effective October ~~9~~1, 201~~7~~8.

POLICY:

This IO establishes a schedule of fees to cover the cost of processing permits, reviewing plans, and establishes procedures for providing other services.

PROCEDURE:

The Director of the Department of Regulatory and Economic Resources shall be responsible for the collection of fees, accounting of revenue and delivery of services delineated in this IO.

FEE SCHEDULE:

The fee schedule adopted by this IO is attached hereto and made a part hereof.

This IO is hereby submitted to the Board of County Commissioners of Miami- Dade County, Florida.

Approved by the County Attorney
as to form and legal sufficiency.

MIAMI-DADE COUNTY
REGULATORY AND ECONOMIC RESOURCES
DEPARTMENT

Environmental Resources Management

FEE SCHEDULE

Effective: October 01, ~~2018~~2019

MIAMI-DADE COUNTY REGULATORY AND ECONOMIC RESOURCES

INDEX

	<u>Page</u>
 <u>Plan Review Fees:</u>	
I. Water Supply Facilities	1-2
II. RER Permitted Sewage Treatment Facilities	2-4
III. Building Permit Processing	4-5
IV. Environmental Impact Reviews	6
V. Variances, Appeals, Extensions of Time	6-8
VI. Water Management and Natural Resources Permits	8-17
VII. Tree Removal Permits	18-21
VIII. Endangered Land Tax Exemption	21-22
IX. Industrial Waste Plan Reviews	22
X. Pollution Control Review Fees	22-25
XI. Solid Waste Site Plan and Construction Permits Review	25-27
XII. Air Pollution Facility Plan Reviews	27
XIII. Storage Tank Plan Review	27-28
XIV. Petroleum Plan Review	28
XV. Miscellaneous Reviews	28-29
XVI. After-the-Fact Plan Reviews	29
XVII. Revisions of Previously Approved Plans	29
XVIII. Revisions of Second Resubmittals	29
 <u>Operating Permits</u>	
I. RER Package Potable Water Treatment Plants	30
II. RER Package Sewage Treatment Plants	30
III. Sewage Pump Stations	30
IV. Grease Discharge (Fats, Oil & Grease)	30

V.	Private Gravity Sewers	31
VI.	Water Utilities	31
VII.	Sewer Utilities	31
VIII.	Resource Recovery and Management (Solid Waste) Disposal Facilities	31-36
IX.	Industrial Waste 2 - Reclaim Systems	36
X.	Industrial Waste 3 - Pretreatment	36
XI.	Industrial Waste Pretreatment - (IWP)	37
XII.	Industrial Waste 4 - Ground Discharges	37
XIII.	Hazardous Materials Storage and Transportation	37
XIV.	Industrial Waste 5 - Hazardous Materials/Waste Users/Generators	38-40
XV.	Industrial Waste 6 - Non-Residential Uses in Wellfield Areas	40
XVI.	Risk Based Corrective Action (RBCA) Closure	40
XVII.	Agricultural Waste 2	41
XVIII.	Agricultural Waste 3	41
XIX.	Agricultural Waste 4	41
XX.	Agricultural Waste 6	42
XXI.	Air Emissions	42-43
XXII.	Enforcement of Covenant Provisions	44
XXIII.	Boat Docking & Boat Storage Facilities	44
XXIV.	After-the-Fact Permits	44
XXV.	Performance Based Operating Permit	44-45
XXVI.	Previous Year's Unpaid Permit Fees	45
XXVII.	Recovery of Administrative Costs	45
XXVIII.	One-Time Two-Year Permit Extension Pursuant to Ordinance No. 10-14	46
XXIX.	RER Surcharge	46

MIAMI-DADE COUNTY
REGULATORY AND ECONOMIC RESOURCES
DEPARTMENT FEE SCHEDULE
EFFECTIVE OCTOBER 01, ~~2018~~2019

PLAN REVIEW FEES

I. Water Supply Facilities

- A. Community Water Supply (25 or more persons within their property limits),
Review of Construction Drawings
Estimated Cost of Project Construction
- | | |
|-----------------------|--|
| \$0 to \$5,000 | \$275 |
| \$5,001 to \$10,000 | \$340 |
| \$10,001 to \$130,000 | \$265
+ \$5 per \$1,000
of cost in excess
of \$10,000 |
| Over \$130,000 | \$940 |
- B. Non-Community Water Supply
- | | |
|-------------------------|-------|
| 1. 25 persons or less | \$380 |
| 2. More than 25 persons | \$440 |
- C. Well Construction Permits (South Florida Water Management District)
- | | |
|--|-------|
| 1. Public supply wells less than 6" in diameter | \$125 |
| 2. Public supply well 6" or more in diameter | \$110 |
| 3. Non-public supply wells 6" or more in diameter | \$55 |
| 4. Agricultural use wells (general permit application) | \$105 |
- D. Water Main Extension Review
- | | |
|------------------------|--|
| 1. Land based: | |
| Gravity or force mains | |
| Less than 500 feet | \$115 |
| 500 feet or more | \$115
+ \$0.14 per foot
in excess of 500
feet |
- E. Potable Water Well Sampling (sample collection by RER)
- | | |
|---|------|
| 1. Bacteriological test (total & fecal coliform analyses) | \$50 |
| 2. Physical/Chemical test (iron, color, turbidity and pH) | \$60 |
| 3. Bacteriological and Physical/Chemical Test (1 & 2 above) | \$80 |

F.	Homeowner's Water Supply for dissolved Lead (sample collection by owner)	\$50
II.	RER - Permitted Sewage Treatment Facilities	
A.	New Interim Sewage Treatment Facilities Review of Construction Drawings	\$1,150
B.	Modification to Sewage Treatment Facility	
	Project Cost ¹	
	\$0 - \$5,000	\$240
	\$5,001 - \$10,000	\$520
	\$10,001 - \$130,000	\$520 + \$4 per 1,000 of cost in excess of \$10,000
	Over \$130,000	\$1,000
C.	Sewer Main Extension Review of Construction Drawings	
1. a.	Land based:	
	Gravity or force mains	\$390
	Lift stations (each)	\$250
b.	Marinas:	
	Less than 50 slips	\$85
	50 slips or more	\$160
	Resubmittal fee for Land-based or Marinas: (applies to second resubmittal and thereafter)	50% of original fee
1.	DEP Construction Permit for delegated domestic wastewater collection/transmission system Based on Equivalent Dwelling Units (EDU's), where 1 EDU = 3.5 persons	
a.	Domestic wastewater collection/transmission system serving 10 or more EDU's	\$500
b.	Domestic wastewater collection/transmission system serving less than 10 EDU's	\$300
c.	Revisions to existing permits < 5 years	\$250
2.	Request for Approval to Place a Domestic Wastewater Collection/Transmission System into Operation	\$120

¹ Fees may vary slightly, if prior to issuance, the estimated costs of the project have changed from the estimate made when the permit was submitted.

Resubmittal fee: (applies to second resubmittal and thereafter)	50% of original fee
--	------------------------

D. Sewer Capacity Certification

Sewer Capacity Certification (Allocation)

- | | |
|--|---|
| 1. Single Family and Duplex Residential – up to 5 building sites | \$90 + \$10 per additional building site |
| 2. Commercial (including multi-family residential other than Duplex) | \$120 + \$10 per additional building site |
| 3. Recertification of Existing Letter | \$35 ERU
(ERU=350 Gallons per day (GPD)) |
| 4. Preliminary review | \$70 |
| 5. Bank Letter | \$80 |

E. DEP Delegated Domestic Wastewater Facilities

- | | | |
|---|----------------|-----------------|
| 1. Preliminary Design Report Reviews for Type II and Type III domestic wastewater facilities, as defined in Rule 62-600.200, F.A.C. | | |
| | Type II | Type III |
| a. Treatment plant with or without reuse/disposal system | \$3,750 | \$1,200 |
| b. Reuse/land application system and associated Transmission/distribution facilities when applied for separately from the treatment facility | \$3,750 | \$1,200 |
| 2. Minor revisions , as defined in Rule 62-620.200, F.A.C., to wastewater permits for delegated domestic wastewater facilities. | | |
| a. Type II facility | \$300 | |
| b. Type III facility | \$100 | |
| 3. Substantial revisions , as defined in Rule 62-620.200, F.A.C., to wastewater permits for delegated domestic wastewater facilities shall require a new wastewater permit application and applicable fee. The applicable application fee shall be: | | |
| a. For substantial revisions resulting from substantial modifications to the facility which require an antidegradation determination, as specified in Rule 62-4.242, F.A.C., or which increase the permitted capacity of the treatment, reuse, or disposal system, the preliminary design report fee specified in paragraph E(1.), above. | | |

- b. For substantial revisions resulting from substantial modifications to a delegated facility, which do not require an antidegradation determination as specified in Rule 62-4.242, F.A.C., and which do not increase the permitted capacity of the treatment, reuse, or disposal system, 50% of the preliminary design report fee specified in Section II E 1. above.
- c. For substantial revisions not associated with substantial modifications to the delegated facility, 20% of the applicable application fee specified in Section II E 1. of this fee schedule.

III. Building Permit Processing

Application Fee (paid upon submission of plans and deducted from total processing fee upon completion of review)	\$80
A. Single Family and Duplex Residential	
1. Septic tanks	\$70
2. Portable well	\$70
3. Public Water service or Sanitary sewer service, first application	\$60
Each additional application in request	\$15
4. Minimum Review (interior modifications, additions, etc.)	\$80
B. Commercial (including multi-family residential other than duplex):	
1. Gravity septic tanks	\$160
2. Dosing systems	\$290
3. Commercial sewer service	\$70 + \$1/1,000 sq. ft. of building area
4. Multi-family sewer service	\$70 + \$0.25/residential unit
5. Commercial water service	\$70 + \$1/1,000 sq. ft. of building area
6. Multi-family water connections	\$70 + \$0.25/residential unit
7. Minimum review	\$90
C. Tree Review	per building site \$5

D.	Plan Extension of time	50% of the originally assessed review fee in addition to original fee
E.	Certificate of Occupancy/Use	
	1. Review	\$75
	2. Inspection within Basic Wellfield Protection Area	\$100
F.	Certificate of Completion Review	\$50
G.	Flood Plain Review	
	1. Residential	\$85
	2. Commercial	\$100
H.	Optional Plan Review (OPR)	
	1. Core Review (per unit)	\$60
	2. Specialty Review per Discipline (per unit)	\$60
	<u>Permit applicants who request an alternate plan review service for an expedited review, to be completed after normal working hours, will be assessed a fee that will be paid prior to any plan review being performed. This fee is equal to the pay compensation/overtime rates required for such service plus appropriate overhead rates.</u>	
I.	Plan review of commercial, industrial, or residential construction plans, engineering data, or associated information, requiring:	
	1. Minor review	\$120
	2. Major Review	\$280
J.	Wetland review of commercial, industrial, or residential construction plans, requiring:	
	1. Minor review	\$100
	2. Major Review	\$250
K.	Coastal review of commercial, industrial, or residential construction plans, requiring:	
	1. Minor review	\$80
	2. Major Review	\$190

L.	NFC and EEL Property Reviews	\$180
----	------------------------------	-------

IV. Environmental Development Impact Reviews

A.	Zoning Requests	\$440
	(expedite)	\$660
B.	DIC Requests	\$920
C.	Comprehensive Development Master Plan (CDMP) Amendment	\$920
D.	Lake Excavation, Lakefill & Landfill Plan Review	\$230
E.	Plat, Waiver of Plat Requests	\$440
	(expedite)	\$660
F.	Review and recording of Recordable Document (covenant, unit of title) plus actual recording fee	\$200
G.	Release of Recordable Document (covenant, estoppel, unity of title)	\$160
H.	Chapter 24 Binding Letter of Interpretation	\$440
	(expedite)	\$660

V. Preparation of Materials for Variances, Appeals, and Extensions of Time to the Environmental Quality Control Board (EQCB)

A.	Land Uses Utilizing Septic Tank & Public Water Supply	
1.	Residential:	
	Within wellfield	\$560 / unit
	Outside wellfield	\$430 / unit
2.	Commercial/Industrial:	\$1,125
	Within wellfield	+ \$110 if use generates a liquid waste other than domestic sewage; + \$75 if use exceeds allowable sewage loading; +75 if property is within a feasible distance to public sanitary sewer
	Outside wellfield	\$990 + \$110 if use generates a liquid waste other than

domestic sewage;
 +75 if use exceeds
 allowable sewage
 loading;
 +75 if property is
 within a feasible
 distance to public
 sanitary sewer

B. Land Uses Utilizing Septic Tank & On-Site Water Supply Well

1. Residential:	
Within wellfield	\$600 / unit
Outside wellfield	\$530 / unit
2. Commercial/Industrial:	\$1,290
Within wellfield	+ \$110 if use generates a liquid waste other than domestic sewage; + \$75 if use exceeds allowable sewage loading; +75 if property is within a feasible distance to public sanitary sewer and/or a public water main
Outside wellfield	\$1,150 + \$110 if use generates a liquid waste other than domestic sewage; +75 if use exceeds allowable sewage loading; +75 if property is within a feasible distance to public sanitary sewer and/or a public water main

C. Wellfield Projection \$1,290
 Requirements (use of hazardous materials, generation
 of hazardous waste, sewage loading, drainage facilities)

D. Flood criteria and Other Finished Floor Elevation Requirements

	1. Residential	\$660 per unit
	2. Commercial	\$1,150 per unit
E.	Sewage Treatment Plant	\$1,125
F.	Exotic Species Variance	\$690
G.	Variances or Extensions of Time Regarding Single Family Coastal Construction Requirements	\$320
H.	Appeals of Decision of the Director	\$660
I.	Continuances Requested by Applicant	\$265
J.	Appeals, Variances, or Extensions of Time Concerning a Miami-Dade County Stormwater Utility Bill, Residential Single Family	\$45 per home unit
K.	Appeals, Variances, or Extensions of Time Concerning a Miami-Dade County Stormwater Utility Bill, per Residential Multi-Family Property or Account:	
	1. 2 – 10 units per property or account	\$70
	2. 11 – 50 units per property or account	\$200
	3. 51 or more units per property of account	\$400
L.	Appeals, Variances, or Extensions of Time Concerning a Miami-Dade County Stormwater Utility Bill, per Nonresidential Property	\$265
M.	Variances or extensions of time for compliance for existing single family residences or duplex residences that having abutting public water or sanitary sewer mains seek to continue to be served by an on-site drinking water supply well or a septic tank	\$200
N.	Other Variances, or Extensions of Time	\$1,150
VI.	Water Management and Natural Resources Permits	
A.	Biological Assessment Requiring Field Inspection ²	
	1. Single family	\$400 (for each non-contiguous parcel)

² If recipient of a biological assessment applies for Class I or Class IV Permit and the assessment remains valid, a \$265 credit for single family application and \$530 credit for multi-family application shall be given.

- | | | |
|----|--|---|
| 2. | Multi-family, commercial or agricultural | \$795 (for each non-contiguous parcel) |
| 3. | Other (those requesting establishment of an additional wetlands management line) | \$690 shall be added to the fees above |
| 4. | Repeat Assessment Requiring Field Inspection | \$265 |
| B. | Class I Permit (coastal construction work in tidal waters and coastal wetlands) | Fee based on estimated and cost of project for which permit is required |

1.	<u>Construction Cost</u>	<u>Application Fee</u>	<u>Permitting Fee³</u>
	\$0 - \$2,499	\$250	\$205 Short Form \$375 Standard Form
	\$2,500 - \$4,999	\$425	\$205 Short Form or \$375 Standard Form
	\$5,000 - \$9,999	\$470	\$375 Short Form or \$555 Standard Form
	\$10,000 - \$19,999	\$470 plus \$23 for each thousand dollars of construction cost above \$10,000	\$470 Short Form or \$625 Standard Form plus \$25 for each thousand dollars of construction cost above \$10,000
	\$20,000 - \$74,999	\$470 plus \$25 for each thousand dollars of construction cost above \$10,000	\$470 Short Form or \$625 Standard Form plus \$25 for each thousand dollars of construction cost above \$10,000
	\$75,000 - \$1,000,000	\$470 plus \$25 for each thousand dollars of construction cost above \$10,000	\$470 Short Form or \$625 Standard Form plus \$28 for each thousand dollars of construction cost above \$10,000
	Over \$1,000,000	\$28,750	\$28,750

In the event that short form is forwarded to the County Commission for approval, an additional fee of \$175 shall be collected from the applicant.

³ Fees may vary slightly; if, prior to issuance, the estimated costs of the project have changed from the estimate made when the permit application was submitted.

If after County Commission approval is given, the applicant modifies his project or proposes additional work beyond the original boundaries or scope of the project, an additional application fee for the new work shall be assessed according to the Class I Permit fee schedule above.

Covenant Recording	\$200 plus actual recording fee
--------------------	---------------------------------

- | | |
|---|-------|
| 2. Review for Expedited Administrative Authorizations | |
| a. Replacement of seawall caps | \$75 |
| b. Replacement of tie roads | \$75 |
| c. Riprap placement inspection | \$170 |
| d. Scientific, water quality or geotechnical sampling and testing | \$220 |
| e. Motion picture, television, photo, or other media productions | \$220 |
| f. Exotic vegetation removal or treatment | \$220 |
| g. Work in wetlands to restrict property access | \$220 |

3. Permit modification review	\$10% of initial fee or \$200, whichever is greater
-------------------------------	---

4. Permit extension review	25% of permit fee or \$1,000, whichever is less
----------------------------	---

5. Permit transfer review	\$175
---------------------------	-------

6. Variance for prohibited fixed and floating structures	\$1,240
--	---------

C. Mangrove Trimming			
	<u>Size of Area to be Trimmed</u>	<u>Application Fee</u>	<u>Permitting Fee</u>
	Less than 1,000 sq. ft.	\$225	\$225 Short Form or \$370 Standard Form
	1,000 – 5,000 sq. ft.	\$530	\$530 Short Form or \$675 Standard Form
	5,001 – 10,000 sq. ft.	\$1,280	\$1,280 Short Form or \$1,425 Standard Form
	10,001 – 100,000 sq. ft.	\$1,280 plus \$225 for each additional 10,000 sq. ft.	\$1,280 Short Form or \$1,425 Standard Form plus \$225 for each additional 10,000 sq. ft.

	Over 100,000 sq. ft.	\$3,305	\$3,305 Short Form or \$3,435 Standard Form
	Certification of Professional Mangrove Trimmers by Miami-Dade County biennially		\$305
	Registration by Professional Mangrove Trimmers not Certified by Miami-Dade County annually		\$760 <u>\$500</u>
D.	1. Class II (discharge to surface water) & Class III (work in canal right-of-way) Class VI (surface water management for projects zoned other than residential)		
	<u>Estimated cost of project construction</u>		<u>Permit application fee</u>
	\$0 - \$2,499		\$215
	\$2,500 or more		\$490
	<u>Estimated cost of project construction</u>		<u>Permit fee</u>
	\$0 - \$1,000		\$330
	\$1,001 - \$50,000		\$355 – plus \$55 per \$1,000 of estimated cost in excess of \$1,000
	Over \$50,000		\$2,500 – plus \$35 per \$1,000 of estimated cost in excess of \$50,000
	2. Initial environmental assessment		\$375 plus \$30 per acre of project area
	3. Special project review/drainage plan evaluation (qualitative & quantitative assessment)		\$400 plus \$40 per acre of project area
	4. Environmental review of commercial, industrial, or residential drainage plans		
	a. Minor review		\$140
	b. Major review		\$210
	5. Drainage well permit review		\$200/well
	6. Surface Water Management/Environmental Resources Permit		Per South Florida Water Management District (SFWMD) Fee Schedule plus \$80 for Plan Review

- | | |
|--|--|
| 7. Permit extension review (Class II, III, and VI) | 25% of permit fee or \$1,000, whichever is less |
| 8. Permit Transfer (Class II, III, & VI) | \$175 |
| 9. Cut and Fill permit application | \$490 |
| 10. Permit modification review (Class II, III, & VI) | 10% of combined permits and application fee of \$200, whichever is greater |

11. Amount of Contribution to the Miami-Dade County Stormwater Compensation Trust Fund as an alternative means of providing equivalent stormwater management within the same basin in lieu of implementing the Cut and Fill criteria on properties located within the North Trail Basin, Bird Drive Basin, and Basin B, all located in Miami-Dade County.

The owner of a parcel of land located in a special drainage basin, defined as the Bird Drive Basin, North Trail Basin, or Basin B, all located within Miami-Dade County, and which

1. has continuously contained 4.5 or less acres of gross area since September 30, 1997; and
2. is subject to the Cut and Fill criteria set forth in Chapter 24 of the Code of Miami-Dade County. Including, but not limited to, Sections 24-48.2, 24-8.3, 24-48.21; may contribute as, provided below, to the Miami-Dade County Stormwater Compensation Trust Fund as an alternative means of providing equivalent stormwater management within the same basin in lieu of implementing the Cut and Fill criteria on the parcel of land itself.

The above-referenced contribution by the property owner shall be computed according to the following formula:

- | | |
|---|----------|
| a. State Certified Property Appraised value as determined within the time period commencing 120 days prior to the date of contribution. | \$ _____ |
| b. Percent to be paid into the Stormwater Compensation Trust Fund | * _____% |

Total to be paid: (a) x (b) = _____

*The following are the percentages applicable to each basin:

Basin:	% Dry Retention
--------	-----------------

North Trail Basin	33.25
Bird Drive Basin	38.0
Basin B	39.0

The above percentages may be modified depending upon site-specific land use and topographical conditions applicable to each project, together with an engineering report in support of the percentage modification. Any proposed modifications to the above-referenced percentages shall be substantiated by an engineering report submitted to RER by the applicant. The proposed percentages, when applied in the above formula, shall provide stormwater management equivalency to the stormwater management set forth in the Cut and Fill criteria established for the specific basin.

RER shall determine if the proposed modification meets the stormwater management equivalency aforesaid based upon the engineering report prepared by a registered professional engineer licensed in the State of Florida. The burden shall be upon the applicant to prove that the proposed modification meets the aforesaid stormwater management equivalency standard.

No plat or waiver of plan shall be approved until the amount of contribution computed pursuant to the formula above has been paid to Miami-Dade County, and said fee shall be based upon the current appraised value as determined by a State Certified Property Appraiser within the time period commencing 120 days prior to the date of contribution.

E. Class IV Permit (work in freshwater wetlands)

1. Review for Expedited Administrative Authorizations

- a. Scientific, water quality or geotechnical sampling and testing \$220
- b. Motion picture, television, photo, or other media productions \$220
- c. Exotic vegetation removal or treatment \$220
- d. Work in wetlands to restrict property access \$220

2. Filling

	<u>Size</u>	<u>Application Fee</u>	<u>Permit Fee</u>
a. Short Form	<0.5 acres	\$490	\$490
	0.5 – 1.5 acres	\$610	\$530
	>1.5 – 15.0 acres	\$200/acre (\$715 min.)	\$150/acre (\$635 min.)
	In Environmental Protection Areas	\$2,250	\$675
b. Standard Form	>10 acres	\$225/acre to max. of \$9,120	\$185/acre to max of \$7,600
	In Environmental Protection Areas	\$225/acre (\$1,140 min.)	\$185/acre (\$1,150 min.)

3. Rockmining/lake excavations (for each individual lake)			
	<u>Size</u>	<u>Application Fee</u>	<u>Permit Fee</u>
a. Short Form	0.5 acres or less	\$455	\$455
	0.6 – 5 acres	\$610	\$490
	5.1 – 50.0 acres	\$530 + \$115/acre >5 acres	\$490 + \$150/acre to max. of \$7,600
	50.1 – 160 acres	\$5,700 +\$30/acre >50 acres	\$7,600
	161.1 – 320 acres	\$9,050 + \$16/acre >160 acres	\$7,600
	>320 acres	\$11,575	\$7,600
b. Standard Form	0.5 acre or less	\$610	\$455
	0.6 – 5 acres	\$760	\$490
	5.1 – 50.0 acres	\$760 + \$145/acre >5 acres	\$490 + \$150/acre to max. of \$7,600
	50.1 – 160 acres	\$7,215 +30/acre >50 acres	\$7,600
	161.1 – 320 acres	\$10,600 + \$16/acre >160 acres	\$7,600
	>320 acres	\$13,100	\$7,600
4. Lake excavations in conjunction with filling ⁴			
	0.5 acres or less	\$530	\$530
	More than 0.5 – 1.5 acres	\$910	\$610
	More than 1.5 – 5.0 acres	\$1,325	\$760
	Over 5.0 acres	\$265/acre to max of \$9,125	\$190/acre to max of \$7,600

⁴ For the purpose of this fee schedule, the maximum size of any individual lake or lake excavation and associated filling is 640 acres. Any lake excavation or lake and associated filling beyond 640 acres will be assessed as a separate application and permit fee pursuant to the above schedule.

5. Rockplowing, Agriculture

	<u>Size</u>	<u>Application Fee</u>	<u>Permit Fee</u>
a. Short Form	1 acre or less	\$455	\$455
	1.1 – 5 acres	\$565	\$530
	Over 5 acres	\$610 + \$150/acre	\$530 + \$115/acre
b. Standard Form		\$190/acre to max of \$8,375	\$150/acre to max of \$6,085

6. Roads

a. 1 or 2 lanes (natural grade)	\$375 + \$1.15/ft to max of \$4,570	\$375 + \$1.15/ft to max of \$3,035
b. 1 or 2 lanes (above natural grade)	\$375 + \$1.30/ft to max of \$4,570	\$375 + \$1.30/ft to max of \$4,570
c. Greater than 2 lanes	\$375 + \$1.60/ft to max of \$6,875	\$375 + \$1.60/ft to max of \$6,875

7. Permit renewal, minor revision, or transfer:

a. Permit modification review:	10% of combined permits and application fee or \$200, whichever is greater.
b. Permit extension review:	25% of permit fee or \$1,000, whichever is less
c. Permit transfer review:	\$175

8. Covenant Recording: \$200, plus actual recording fee

9. Other Work:

Fee shall be based upon cost of construction, as per Class I Permit Fee Schedule.

10. Work in wetland basins:

Mitigation schedule for Bird Drive and North Trail Basins	<u>Mitigation Contribution</u> Per Acre of Impact
	1995 - \$28,480
	1996 - \$29,704
	1997 - \$30,981
	1998 - \$32,361
	1999 - \$33,741
	2008 - \$45,984
	2009 - \$47,823

2010 - \$49,736

2011 - \$51,725

2012 - \$53,794

F. Application for Processing Water Control Property Rights

	<u>Fee</u>
1. Release of canal reservation	\$690 + \$125 per each 100 ft. of canal frontage
2. Quit claim of easement and all other changes	\$850 per case
3. Processing and issuance of letter of agreement for use of canal reservations and easements	\$350 + \$70 per each 330 ft. of canal frontage
4. Review of permits for fences within canal reservations and easements	\$80

G. De-watering Permit

6 days or less	\$520
7 to 30 days	\$635
31 days to 90 days	\$980

H. Processing of County and Federal Flood Criteria

1. Waiver of Miami-Dade County flood criteria (less than 2 acres; Plan Review Section)	
a. Residential	\$300
b. Commercial	\$475
2. Waiver of Miami-Dade County flood criteria (2 acres of more; Water Control Section)	
a. Residential	\$260 plus \$50/acre
b. Commercial/Industrial	\$460 plus \$50/acre
3. Grading Review	
a. Residential per building site	\$45
4. Review of structures in Flood Zone X with finished floor below grade	\$260
5. Flood proofing	
a. General Reviews	\$500
b. Elevator Pit Reviews	\$220
6. Letter of Map Revision (LOMR) review – single	\$260 + \$15 for each

structure	additional lot
7. Conditional LOMR review	
a. Multiple lots – up to 5 lots	\$260
b. Over 5 lots	\$260 + \$15 for each additional lot
8. 100-year calculation	\$105
9. 100-year calculation with major review	\$200
10. Plan review establishing substantial improvement	
a. Residential	\$105
b. Commercial	\$190
11. Flood zone inquiry	\$65
12. Processing of elevation certificate	\$60
13. Processing of Tie Beam elevation certificate	\$50
14. Binding letter for setting elevation requirements	
a. Minor plan review	\$100
b. Major plan review	\$200
15. Floodplain Construction Inspection	
a. Re-inspection, after first failed inspection	\$65
b. Substantial Damages/Improvement inspection	\$65
c. Inspection in lieu of elevation certificate (as allowed)	\$150
d. Break Away Wall inspection (High Hazard)	\$275
e. Tie Beam inspection (High Hazard)	\$130
f. Equipment inspection (High Hazard)	\$240
g. Foundation inspection (High Hazard)	\$200
h. Initial Foundation Inspection	\$210
I. Federal Flood Criteria (administrative variances)	
1. Residential	\$460/unit
2. Commercial	\$920/unit
J. Processing of Public Notices and Advertisements	\$125/ad

VII. Tree Removal Permits**A. Applications Not Within Natural Forest Communities**Zoning:

1. Residential

Fee:

\$63 application fee
plus \$12 per tree up to
a max. of \$320 per
acre of canopy
removed

2. Multi-family

\$80 application fee
plus \$12 per tree up to
a max of \$395 per
acre of canopy
removed

3. Business (BU)

\$105 application fee
plus \$12 per tree up to
a max of \$395 per
acre of canopy
removed

4. Commercial

\$105 application fee
plus \$12 per tree up to
a max of \$660 per
acre of canopy
removed

5. Agricultural

\$55 application fee
plus \$6 per tree up to
a max of \$265 per
acre of canopy
removed

B. Rights-of-way

\$28 application fee plus
\$6 per tree up to a max
of \$265 per acre of
canopy removed

C. Applications within Natural Forest CommunitiesZoning:

1. Residential

Fee:

\$105 application fee
plus \$65 per tenth
acre of forest removed

2. Multi-family	\$130 application fee plus \$95 per tenth acre of forest removed
3. Business (BU)	\$130 application fee plus \$130 per tenth acre of forest removed
4. Commercial	\$130 application fee plus \$160 per tenth acre of forest removed
5. Agricultural	\$85 application fee plus \$72 per tenth acre of forest removed
6. Rights-of-Way	\$85 application fee plus \$72 per tenth acre of forest removed
7. Exotic Removal	\$0
D. Exotic Species Variance Request	\$265
E. Initial Assessment (Environmental Assessment) for Determination of Tree Preservation Requirements	
1. For properties not within natural forest communities:	
a. Single family	\$140
b. Multi-family, commercial or agricultural	\$690
2. For properties within natural forest communities:	
a. Single family	
Property size 10 acres or less	\$320
More than 10 acres	\$395
b. Multi-family commercial or agricultural	
Property size 10 acres or less	\$725
More than 10 acres	\$920

F.	Preparation of Covenants	
	1. Tree preservation requirements	\$140
	2. Grove exemption	\$140
G.	Management Plan Preparation	
	5 acres or less	\$195
	More than 5 acres	\$260
H.	Miscellaneous Reviews & Inspections ⁵	
	1. Compliance of Miscellaneous Field Inspection for Tree Preservation	
	a. Less than 20 trees	\$35
	b. 21 to 100 trees	\$65
	c. 101 to 200 trees	\$135
	d. 201 or more trees	\$265
	2. Barrier inspection	\$35
	3. Natural forest community preservation area boundary determination	
	a. Up to 10 acres	\$320
	b. More than 10 acres	\$400
	4. Utility easement siting inspection	\$75
	5. Roadway and drainage siting inspection	\$75
	6. Replacement landscape plan review	
	a. Less than 20 trees	\$65
	b. 21 to 100 trees	\$90
	c. 101 to 200 trees	\$130

⁵ Re-inspections will require additional fees for each re-inspection. Concurrent inspections shall be discounted 20% of the total of the individual fees. In addition, the Certificate of Occupancy will be held and will be released when balance of inspection fees has been paid in full.

d. 201 or more trees	\$265
7. Replacement landscape field inspection	
a. Less than 20 trees	\$35
b. 21 to 100 trees	\$65
c. 101 to 200 trees	\$130
d. 201 or more trees	\$265
8. Review for specimen-sized tree removal	
a. Single Family	\$140
b. Multi-family/commercial	\$690
9. Permit extension fee (equivalent to original application fee)	
10. Natural Forest Community	
a. 5 acres or less	\$150
b. More than 5 acres	\$200
11. Tree Trust Fund Contribution Requirements	
Required Specimen Tree Equivalent Contribution	\$80 per 100 sq. ft.
Optional regular tree canopy replacement	\$40 per 100 sq. ft.
Optional specimen tree canopy replacement	\$80 per 100 sq. ft.
Pine rockland/NFC replacement	\$34,610 per acre

VIII. Endangered Land Tax Exemption

A. Application Fee	\$95
B. Processing and Renewal Fees based on acreage, as follows:	
2.5 acres or less	\$130
2.5 to 5 acres	\$160
5.0 to 10 acres	\$265
More than 10 acres	\$330
C. Management Plan preparation	

5.0 acres or less	\$130
More than 5.0 acres	\$195

IX. Industrial Waste Plan Reviews

A. Industrial Waste 1 – Dry Process and Sources Generating Fluid Wastes and/or Wastewater Not Requiring Treatment or Pretreatment	\$300
B. Industrial Waste 2 - Reclaim Systems, Holding Tanks and Spill Prevention Control and Countermeasure Plans	\$470
C. Industrial Waste 3 – Pretreatment Facilities with flows	\$500
D. Industrial Waste Pretreatment (IWP) Significant Industrial Users (SIU's) and Categorical Industries Discharging to Public Sanitary Sewers	\$1,100
Minor modifications to approved facilities	\$300
E. Industrial Waste 4 – Treatment with Discharges onto the ground (DEP permits required)	\$650

X. Pollution Control Review Fees

Fees apply to the review of assessment and remedial action plans for contaminated industrial, hazardous and solid waste sites; for construction over former solid waste sites, and other contaminated sites. The costs of reviews of site rehabilitation documents (SAR, RAP, MOP, NFAP, etc.), pursuant to Chapter 62-770, Florida Administrative Code (FAC), for petroleum contaminated sites, may be covered by contract between RER and DEP.

Upon request by the applicant, Contamination Assessment Plan review fees and Contamination Assessment Report review fees shall be waived for properties located in "brownfield areas" designated pursuant to the Florida Brownfields Redevelopment Act and the Code of Miami-Dade County, except when related to construction projects alone.

A. <u>Contamination Assessment Plans/Documents</u> ⁶	
1. <u>Level 1 Plans</u>	\$400
a. Limited Closure Reports	
b. Limited Contamination Assessment Plans (CAP) (3 wells/borings or less) (includes construction related plans)	
c. Notice of Required Testing (NORT) Plan	
d. Monthly or Quarterly Groundwater Monitoring Reports (per operating permit requirements)	
2. <u>Level II Plans</u>	\$600

⁶ A separate review fee is required for each plan submittal. The review fees will increase by 50% for sites over one acre in size and will double for sites over 5 acres in size.

- a. Notice of Require Testing (NORT) Report
- b. Oil and Water Separator Closure Reports
- c. Tank Closure Assessment Reports
- d. Limited Site Assessment Report (3wells /borings or less) (includes construction related plans)
- e. Environmental Audit Phase I
- f. No Further Action Plan (NFAP) for sites with 3 wells/borings or less
- g. Site Rehabilitation Completion Report (SRCR) for sites with 3 wells/borings or less
- 3. Level III Plans \$900
 - a. Contamination Assessment Plans (CAP)
 - b. Assessment Reports Related to Construction Over Contaminated Sites or Solid Waste Sites
 - c. Natural Background Study Plan
- 4. Level IV Plans \$1,350
 - a. Site Assessment Report
 - b. No Further Action Plan (NFAP)
 - c. Site Rehabilitation Completion Report (SRCR)
 - d. Environmental Audit Phase II
 - e. Natural Background Study Report
- 5. A separate review fee is required for each plan submittal. The review fees will increase by 50% for sites over one acre in size and will double for sites over 5 acres in size.
- B. Contamination Remediation Plans/Documents⁷
 - 1. Level 1 Plans \$400
 - a. Monitoring Only Plan, not including Trend Analysis or Biochemical Data Evaluation
 - b. Quarterly Status Reports for Solid Waste Contaminated Sites without an Active Remediation System
 - c. Pump Test Plan, not Including Groundwater Modeling or a Contaminant Treatment System
 - d. Quarterly or Monthly Status Reports for Sites Under Natural Attenuation Monitoring
 - 2. Level II Plans \$550
 - a. Quarterly or Monthly Status Reports for Sites under Active Remediation
 - 3. Level III Plans \$950

⁷ A separate review fee is required for each plan submittal. The review fees will increase by 50% for sites over one acre in size and will double for sites over 5 acres in size.

- a. Intrinsic Remediation Plans (Natural Attenuation Enhancement)
 - b. Pilot Test Plans
 - c. Remedial Action Plan Modifications (not including a change in cleanup technology)
 - d. Plans for Design of Passive Gas Abatement Systems
 - e. Soil/Source Removal Plans and Reports
 - f. Monitoring Only Plan, Including Trend Analysis or Biochemical Data Evaluation
 - g. Annual Monitoring Reports
 - h. Pump Test Plan Including Groundwater Modeling or a Contaminant Treatment System
 - i. Operations and Maintenance Plans for Sites with Gas Abatement Systems
4. Level IV Plans \$2,300
- a. Remedial Action Plan with Groundwater and/or Soil Treatment
 - b. Remedial Action Plan Modifications (including a change in cleanup technology)
 - c. Plans for Design of Active Gas Abatement Systems
 - d. Plans with Fate and Transport Modeling
 - e. Plans for the Use of Chemicals for Pre-treatment or Treatment Purposes, which Require Toxicological Evaluation or Development of Cleanup Criterion
- C. Construction Related Plans
1. Level 1 Plans \$300
- a. Drainage Plans for Contaminated Sites (for sites over one acre in size or projects including multiple sites, a \$100 fee will be charged per additional acre or site encompassed by the project)
 - b. Dewatering Request Review for Construction not Including Groundwater Modeling or a Contaminant Treatment System
 - c. Sampling Plan or Assessment/Characterization Report for Reuse/Offsite Disposal of Less than or Equal to 1000 yds³ of Contaminated Soils/Sediments/Materials
 - d. Remedial Action Plan Construction Plans
 - e. Record Drawings for Remedial Systems at Industrial and Solid Waste Contaminated Sites
 - f. Engineering Certification Plans for Gas Abatement Systems
 - g. Construction Plans for Contaminated Sites Requiring Minor Review by the Department
2. Level II Plans \$450

	a. Plans for Construction ⁸ (other than drainage) at Contaminated Sites (for sites over one acre in size or projects including multiple sites, a \$100 fee will be charged per additional acre or site encompassed by the project)	
	b. Limited Assessment Reports for Construction Over Solid Waste Sites and Industrial and Petroleum Contaminated Sites	
3.	<u>Level III Plans</u>	\$750
	a. Assessment Reports for construction over solid waste sites and industrial and petroleum contaminated sites	
	b. Contamination Sites Assessment Plans for construction over solid waste sites and sites industrial and petroleum contaminated sites	
	c. Sampling Plan or Assessment /Characterization Report for Reuse/Offsite disposal of Greater than or equal to 1000 yds ³ of Contaminated Soils /Sediments /Materials	
	d. Dewatering Request Review for Construction including Groundwater Modeling or a Contaminant Treatment System	
D.	Risk Assessment Review	\$2,250
E.	Response to Department Comments (not an addendum plan/document)	\$250
F.	Plans for Conditional Site Closure	
	1. Covenant Running with the Land Review	\$400
	2. Engineering Control Plan for Contaminated Soil	\$600
	3. Engineering Control Plan for Contaminated Groundwater and Gas Management Systems	\$1,100
G.	Late Fee for Documents after Due Date ⁹	\$200
H.	Request for Extension to Submit a Plan	\$100
I.	Review of Revised Documents	50% of Original Fee (Minimum \$250)
J.	Expedited Reviews (up to 15 days) (Provided supervisory approval based on availability of staff resources)	Double the Application Fee

XI. Solid Waste Site Plan and Construction Permits Review

⁸ The application review fee for drainage will be applied, if plans also include drainage design.

⁹ Fee shall apply for documents received 7 calendar days after due date, unless an extension for submittal is approved.

Facilities Delegated to RER from the State of Florida Department of Environmental Protection (FDEP) which Require a State Construction Permit¹⁰

State Fee Schedule for the Construction of Facilities which are both Delegated Solid Waste Management Facilities and Resource Recovery & Management Facilities

<u>Type of Facility</u>	<u>State Fee:</u>	<u>RER Fee</u>	<u>Combined Fee Due:</u>
Solid Waste Facility (SC) w/Multiple Construction Permits Components	Up to \$25,000	\$0	Up to \$25,000
Class I or Class II Landfills	\$10,000	\$0	\$10,000
Class III Landfills	\$6,000	\$0	\$6,000
Resource Recovery Facility, Biomedical Waste Treatment Facility	\$2,000	\$0	\$2,000
Incinerator	\$3,000	\$0	\$3,000
Other	\$1,000	\$0	\$1,000
Waste to Energy	\$10,000	\$0	\$10,000
Compost-Yard Trash or Manure	\$2,000	\$0	\$2,000
Compost-Other Solid Waste	\$5,000	\$0	\$5,000
Waste Tire Processing Facility	\$1,250	\$0	\$1,250
Sanitary Landfill-Yard Trash	\$200	\$200	\$400
Minor Permit Modification	\$250	\$275	\$525
Intermediate Permit Modification	50% of Substantial Modification	Facility Specific ¹¹	Facility Specific
Major Permit Modification	100% of New Permit	Facility Specific	Facility Specific

¹⁰ In accordance with the Specific Operating Agreement (SOA) between RER and FDEP, RER collects the applicable State fee from delegated facilities. 20% of the collected State fee is remitted to the State and the remainder is used by RER to cover the reasonable cost of processing applications, issuing and enforcing permits for delegated State solid waste permits.

¹¹ FDEP category not specific. Facility-specific RER fee to be applied.

Permit –Transfer of Ownership (TO) Or Time Extension (TX)	\$50	\$275	\$325
---	------	-------	-------

XII. Air Pollution Facility Plan Reviews

- | | | |
|----|--|-------|
| A. | Air Source Plan Review | \$200 |
| B. | Air Source Document Review only
(No inspection required; includes name change or transfer of ownership) | \$70 |
| C. | County Construction Air Permit (CAP) | \$500 |
| D. | Facilities Requiring State Permit ¹² | |

SUB-TYPE	DESCRIPTION	AMOUNT
OO	Multiple Sources per Application Per Source	Per Source
1A	Source W/PSD or NAA, 100 tons/year or more	\$7,500
1B	Source W/O PSD or NAA, 100 tons/year or more	\$5,000
1C	Source 50 tons/year but less than 100	\$4,500
1D	Source 25 tons/year but less than 50	\$2,000
1E	Source 5 tons/year, but less than 25	\$1,000
1F	Source less than 5 tons/year	\$250
M1	Minor Modification	\$250
M2	Minor Mod. permit fee less than \$300	\$50
V1	Variance from permitting Stand. or Cond.	\$2,000
TO	Transfer of Ownership/Permit	\$50
TX	Time Extension on Permit	\$50

- | | | |
|----|---|---------|
| E. | Asbestos Projects | |
| 1. | Asbestos Plan Review | \$175 |
| 2. | Roofing Notifications | \$100 |
| 3. | Demolition Notifications (less than or equal to 5,000 sq. ft.) | \$225 |
| 4. | Demolition Notifications (greater than 5,000 sq. ft.) | \$400 |
| 5. | Demolition Notification using Implosion (any job size) | \$2,000 |
| 6. | Asbestos Abatement Minor (from 160 sq. ft. to 5,000 sq. ft., or 260 linear feet or greater) | \$500 |
| 7. | Asbestos Abatement Major (greater than 5,000 sq. ft.) | \$750 |

XIII. Storage Tank Plan Review

- | | | |
|----|---|-------|
| A. | Compliance monitoring well installation | \$150 |
|----|---|-------|

¹² RER retains 80% of the fee and transmits 20% to the State. If the retained portion of the State fee is equal or greater than the RER plan review fee, no additional fee shall be collected. If the retained portion of the State fee is less than the RER plan review fee, the difference between the retained portion of the State fee and the RER plan review fee shall be collected.

B.	New tank(s) system	\$800
C.	Repair, modification, or as-built	\$265
D.	Tank closure	\$365
E.	Renewal of approval	50% of original fee

XIV. *Petroleum Plan Review*

The costs of reviews of SAR, RAP, MOP, NFAP, and SRCR's pursuant to Chapter 62- 770, Florida Administrative Code (FAC), are covered by contract between RER and DEP.

A.	Tank and/or Line Leak Test	\$65 first 4 tanks/lines \$10 each additional tank/line
----	----------------------------	---

XV. *Miscellaneous Reviews*

A.	Plans for fitting any other category but requiring minor department review	\$120
B.	Plans not fitting any other category but requiring major department review	\$280
C.	Binding Letter of Interpretation ¹³	\$160
D.	Written Administrative Approvals by the Director (pursuant to Sec. 24-13 of the Miami-Dade County Code) Projects served by septic tanks	\$300
E.	Environmental Status Review Report	\$1,200
F.	Enforcement File Check	\$320
G.	Premature Cancellation of Bond or Letter of Credit	\$250
H.	Enforcement Policy Letter	
	1. File review and site inspection only	\$850
	2. Technical document review	Refer to Fee Schedule for appropriate fee. (examples: CAR/NFAP; Environmental Audit (Phase II) Review; Risk Assessment (site specific) Review; Petroleum Contamination Cleanup Plan Review)

¹³ These fees will be applied to Class I or IV Permit application fees when letter recipient applies for permits if the letter is still valid.

- I. Stormwater Utility Fee
 - a. Pursuant to Chapter 24 of the Miami-Dade County Code, the Miami-Dade County Stormwater Utility is authorized to establish, assess and collect stormwater utility fees upon all developed residential and developed non- residential property. The current fee is \$5.00 per month per Equivalent Residential Unit (ERU)
 - b. Stormwater Utility Fee Balance Request \$10.00
Expedited \$40.00
 - J. Initial Assessment for Determination of Tree Preservation Requirements
For properties not within natural forest communities:
 - a. Single family \$140
 - b. Multi-family, commercial or agricultural \$690
 - K. Enforcement Database Search Report \$60
- XVI. After-the-Fact Plan Reviews**
A penalty fee amounting to 100% of the original fee, plus departmental administrative enforcement costs of \$100 for each official notice of violation issued prior to compliance shall be assessed for approvals issued after the regulated action has occurred. For commercial or corporate entities an additional penalty will be imposed reflecting previous after-the-fact permits, in an amount equivalent to the original fee times the number of after-the-fact reviews previously performed for the entity shall be added to the regular after-the-fact fee.
- XVII. Plan Reviews for Revisions to Previously Approved Plans, Unless Otherwise Noted** 50% of original fee (min. of \$50)
- XVIII. Review of Second Resubmittal of Item(s) Originally Disapproved, Unless Otherwise Noted** 50% of original fee (min. of \$50)

OPERATING PERMIT FEES**I. RER Package Potable Water Treatment Plants**

- | | |
|------------------------------------|--|
| A. Demands Less than 10,000 gpd | \$.085/gpd per year,
but not less than
\$225 |
| B. Demands Greater than 10,000 gpd | \$.085/gpd per year |

II. RER Package Sewage Treatment Plants

- | | |
|----------------------------------|--|
| A. Flows Less than 10,000 gpd | \$.085/gpd per year,
but not less than
\$375 |
| B. Flows Greater than 10,000 gpd | \$.08/gpd per year |

- C. DEP five-year renewal permits for Type II and Type III delegated domestic wastewater facilities as defined in Rule 62-600.200, F.A.C.

	Type II	Type III
1. Treatment plant with or without reuse / disposal system	\$3,000	\$1,000
2. Reuse/land application system and associated transmission/distribution facilities, when applied for separately from the treatment facility	\$3,000	\$1,000
3. Type III facilities having a permitted capacity of less than 10,000 gallons/day		\$600

III. Private Sanitary Sewage Pump Stations

- | | |
|--|---------------------|
| | \$175/year/station |
| A. Sewer System Evaluation Survey (SSES) Review (Plan A) | \$120 |
| B. Sewer System Evaluation Survey (SSES) Review (Plan B) | \$280 |
| Resubmittal fee for Plan A or Plan B: (applies to second resubmittal and thereafter) | 50% of original fee |

IV. Grease Discharge (Fats, Oil & Grease)

- | | |
|--|-------|
| FOG Generator | |
| 4,000 or less sq. ft. in area | \$150 |
| 4,001 to 20,000 sq. ft. in area | \$300 |
| >20,000 sq. ft. in area | \$750 |
| FOG Control Device Operator | \$300 |
| Re-inspection Fee (applies to second re-inspection and thereafter) | \$75 |

V. Infiltration/Inflow Private Sanitary Gravity Sewers Pipes (Gravity Lines)

6" sewers	\$.12/linear foot
8" sewers	\$.20/linear foot
10" sewers	\$.26/linear foot
Temporary holding tanks/quarter	\$130

VI. Water Utilities Subject to Section 24-42, Miami-Dade County Code

Payment of all past due and current service fees required by Section 24-42, Miami-Dade County Code, together with any late charges to date, as required by Section 24-42, Miami-Dade County Code.

VII. Sewer Utilities Subject to Section 24-42, Miami-Dade County Code

Payment of all past due and current service fees required by Section 24-34, Miami-Dade County Code, together with any late charges to date, as required by Section 24-34, Miami-Dade County Code.

VIII. Fee Schedule Applicable to facilities Requiring a RER Resource Recovery and Management Facility Permit (based upon rated capacity or area to be permitted)

Application Fee for all Resource Recovery and Management Facilities (collected annually until permit process is completed) \$500

A. Operating Permits for Major Ground Disposal, Combustion, Biohazardous Processing or Other Facility:

	<u>Annual Fee:</u>
0 to 99 tons/day (TPD)	\$1,000
100 to 499 tons/day	\$3,000
500 tons/day and greater	\$22.50 x TPD

B. Operating Permits for Tire Storage and Processing Facilities:

Storing < 1,500 tires	\$300
Processing any or storing > 1,500 tires	\$800

C. Construction and/or Operating Permits for Composting, Mulching, Culing, Waste Relocating, Mining or Other Processing, Biohazardous Transfer & Hospital Ash Facilities:

0 - 99 tons/day	\$750
100-499 tons/day	\$2,200
500 tons/day and greater	\$16.50 x TPD

D.	Operating Permits for Lakefills:	
	< 10 acres	\$5,000
	10-20 acres	\$8,500
E.	Operating Permits for Ferrous Metal Recycling	
	0 - 99 tons/day	\$4,000
	100-499 tons/day	\$7,000
	500 tons/day and greater	\$22 x TPD
F.	Facilities Delegated to RER from the State of Florida Department of Environmental Protection (FDEP) which Require a State Operating Permit ¹⁴	
G.	Solid Waste Operating Permit for Engineering Certification	\$650
H.	Solid Waste Operating Permit for more than 2 Requests for additional information (RAIs)	\$200

State Fee Schedule for the Operation of Facilities which are FDEP Delegated Solid Waste Management Facilities and RER Resource Recovery & Management Facilities

Type of Facility	State Fee	RER Fee for Annual Operating Permit	Combined Fee Due – First year of 5 year FDEP Permit
-------------------------	------------------	--	--

SO Solid Waste Operating Permits

Class III Landfills	\$4,000 per day (TPD) Capacity	\$18.25 x Tons \$18.25 x TPD Capacity	\$4,000+
---------------------	--------------------------------------	---	----------

¹⁴ In accordance with the Specific Operating Agreement (SOA) between RER and FDEP, RER collects a separate State fee from delegated facilities for new permits, permit renewals, and transfers, in addition to the applicable RER annual fees. 20% of the collected State fee is remitted to the State and the remainder is used by RER to cover the reasonable cost of processing, issuing and enforcing applications for delegated State solid waste permits. Facilities pay either the "Combined Fee" or the "Annual Fee", depending on the FDEP Permit year. The State Fee stipulated per Chapter 62-701, FAC, shall apply in the case of a conflict in the fee quoted in this fee schedule.

Resource Recovery Facility, Incinerator, or Research Demonstration & Design (21):

0 to 99 TPD	\$1,000	\$1,000	\$2,000
100 to 499 TPD	\$1,000	\$3,000	\$4,000
500 TPD and greater	\$1,000 x TPD Capacity	\$22.50 \$22.50 x TPD Capacity	\$1,000 +

Other:

0 to 99 TPD	\$500	\$1,000	\$1,500
100 to 499 TPD	\$500	\$3,000	\$3,500
500 TPD and greater	\$500 x TPD Capacity	\$22.50 \$22.50 x TPD Capacity	\$500 +

Compost – Yard Trash or Manure:

0 to 99 TPD	\$1,000	\$1,000	\$2,000
100 to 499 TPD	\$1,000	\$3,000	\$4,000
500 TPD and greater	\$1,000 Capacity	\$22 x TPD x TPD Capacity	\$1,000 +\$22

Compost or other Solid Waste:

0 to 99 TPD	\$3,000	\$1,000	\$4,000
100 to 499 TPD	\$3,000	\$3,000	\$6,000
500 TPD and greater	\$3,000 x TPD Capacity	\$22 \$22 x TPD Capacity	\$3,000 +

Type of Facility	State Fee	RER Fee for Annual Operating Permit	Combined Fee Due – First year of 5 year FDEP Permit
Waste Processing & Soil Treatment Facilities:			
0 to 99 TPD	\$1,000	\$1,500	\$2,500
100 to 499 TPD	\$1,000	\$3,000	\$4,000
500 TPD and greater	\$1,000	\$18.50 x TPD Capacity	\$1,000 + \$18.50 x TPD Capacity
Construction/Demolition (C/D) Disposal Facility Renewal			
5 acres or less	\$1,000	\$1,200	\$2,200
Greater than 5, but less than or equal to 20 acres	\$1,000	\$2,750	\$3,750
Greater than 20 acres	\$1,000	\$130/acre	\$1,000 + \$130/acre
Type of Facility	State Fee	RER Fee for Annual Operating Permit	Combined Fee Due – First year of 5 year FDEP Permit
SF Solid Waste Closure Permits			
Class I & Class II Landfills	\$7,500	\$500	\$8,000
Class III Landfills	\$4,000	\$500	\$4,500
Soil Treatment Facilities	\$2,000	\$500	\$2,500
Class I, Class II, Class III or Soil Treatment Facility Closure Renewals and Other	\$1,000	\$500	\$1,500
C/D Disposal, C/D Recycling or Soil Treatment Facility Long-term Care	\$2,500	\$500	\$3,000
C/D Disposal or Recycling Facility	\$2,500	\$500	\$3,000

WT Waste Tires

Waste Tire Process Facility

Small Process Facility Less than 1500 Tires	\$500	\$1,000	\$1,500
Greater than or equal to 1500 Tires	\$1,250	\$1,200	\$2,450
Waste Tire Collection Center Less than 1500 Tires	\$500	\$500	\$1,000

Type of Facility	State Fee	RER Fee for Annual Operating Permit	Combined Fee Due – First year of 5 year FDEP Permit
------------------	-----------	-------------------------------------	---

SB Biomedical: Off-site Biomedical Waste Treatment Facility (BMW)

0 to 99 TPD	\$1,000	\$925	\$1,925
100 to 499 TPD	\$1,000	\$2,800	\$3,800
500 TPD and greater	\$1,000 x TPD Capacity	\$21.75 \$21.75 x TPD Capacity	\$1,000 +

Miscellaneous

Minor Permit Modification (MM)	\$250	\$275	\$525
Transfer of Ownership or Permit (TO)	\$50	\$275	\$325
Time Extension on Permit (TX)	\$50	\$275	\$325

Other General Permit (GP)

IX. Industrial Waste 2

New Application Fee \$500

Industrial Facilities with reclaim systems, holding tanks, and spill prevention control and countermeasures:

Annual Fee:

Plant with capacities of:

2,000 gals or less \$1,000

2,001 to 20,000 gals \$1,500

More than 20,000 gals \$3,000

X. Industrial Waste 3

New Application Fee \$500

Industrial pretreatment facilities with discharge to the sanitary sewers with flows of:

0 to 5,000 GPD \$1,100

5,001 to 25,000 GPD \$1,500

XI. Industrial Waste Pretreatment (IWP)

New Application Fee	\$500
0 GPD	\$1,000
1 to 5,000 GPD	\$1,700
5,001 to 30,000 GPD	\$2,500
30,001 to 100,000 GPD	\$3,000
More than 100,000 GPD	\$4,000

XII. Industrial Waste 4

New Application Fee	\$500
Treatment with discharges onto the ground with flows of:	
0 to 5,000 GPD	\$1,700
More than 5,000 GPD	\$2,600

XIII. Hazardous Materials Storage and Transportation

A.	Storage Tanks	\$106 (per tank)
B.	Liquid Waste Haulers	
	1. Application Fee	\$200
	2. Renewal Fee ¹⁵	\$100
	3. Permit Fee	
	a. Septic tank contractors/portable toilet contractors	\$0.0039 per gallon transported per year
	b. Radiator fluid (non-hazardous) & waste oil transporters	\$0.0073 per gallon transported per year
	c. Waste photochemical fixer & hazardous waste transporters	\$0.043 per gallon transported per year
	d. Dry sludge haulers	\$1.35/short ton
	e. Biohazardous & nonhazardous industrial waste transporters	\$0.93/short ton

¹⁵ Fee to be waived if no violations of Chapter 24 occur in the preceding permit year.

XIV. Industrial Waste 5

(Hazardous Materials/Waste Users and Generators)

New Application Fee	\$250
---------------------	-------

A. Category A - Minimal Users or Generators of Hazardous Materials/Waste

Annual Renewal	\$150 per facility
----------------	--------------------

Animal grooming business and/or kennel (on sewers and outside of wellfield protection areas)

Carpentry shops/cabinet manufacturers with no painting

Chemical storage and distribution - prepackaged and drummed chemicals – no mixing or repackaging

Retail auto parts with small machine shop

Tire sales and related services/no brake work

Facilities required to have an operating permit as a condition to obtaining a variance

Facilities that handle hazardous materials of a specific type and do not generate any liquid or hazardous waste (not otherwise categorized)

Pest control service

Used auto parts (dry storage only)

Note: Facilities collecting waste oil from the public for off-site recycling or reuse and not requiring any other permit shall have the annual fee waived unless the facility has received a Notice of Violation for operation of its waste oil collection during the preceding year.

B. Category B - Small Users or Generators of Hazardous Materials/Waste Served by Sanitary Sewers Outside Wellfield Protection Areas Unless Otherwise Specified

Annual Renewal:	\$225 per facility
-----------------	--------------------

Agricultural facilities inside wellfield protection areas storing over 55 gallons of hazardous materials (in liquid state) or generating hazardous waste

AC repairs with degreasing

Body shops - no painting or priming

Carpentry shop and furniture manufacturing with painting

Doctors and dentists offices with x-ray developing

Funeral homes

Machine shop (small, limited to less than 55 gallons per year of waste oil and solvents)

Miscellaneous facilities involved in repacking and mixing of chemicals and not otherwise categorized

Ornamental ironworks with painting

Printing shops with three or less presses

Facilities that handle hazardous materials and generate less than 55 gallons of hazardous waste per year

C. Category C - Medium Users or Generators of Hazardous Materials/Waste Served by Sanitary Sewers Outside Wellfield Protection Areas

Annual Renewal: \$560 per facility

Aircraft maintenance and repairs
 Animal clinics, hospitals
 Automobile and truck repairs - no fleet operations
 Boat maintenance and repair - no manufacturing
 Chemicals repackaging, dilution and rebottling
 Construction industries - road construction and paving
 Electric motor repairs
 Engine repairs
 Furniture refinishing
 General machine shop generating solvents, waste oil, cutting fluid, and caustic
 boilout waste
 Golf Courses (no dry cleaning and no commercial laundry)
 Jewelry manufacturing
 Medical laboratories and outpatient clinics with lab or x-ray developing
 Paint distributors and product testing research labs
 Paint and body shops
 Photo and slide processing labs (including one-hour photo labs)
 Plastic manufacturing
 Printing shops with more than three presses
 Radiator repairing
 Silk screening and screen printing
 Used auto parts with no metal shredding or dismantling
 Miscellaneous facilities generating hazardous wastes and not otherwise
 categorized

D. Category D - Large Users or Generators of Hazardous Materials/Waste Served by Sanitary Sewers Outside Wellfield Protection Areas

Annual Renewal: \$750 per facility

Battery manufacturers and reclaimers
 Boat manufacturers
 Chemical manufacturers and formulators
 Dry Cleaners
 Fleet maintenance operations
 Golf courses with dry cleaning or commercial laundry
 Paint manufacturing
 Paint and body shop conducting mechanical repairs not related to paint and body
 shop work

- E. Category E - This category will be used for Hospitals and Junkyards served by Sanitary Sewers outside Wellfield Protection Areas

Annual Renewal: \$850 per facility

Surcharges -The types of facilities listed in Categories B, C, D, and E above will be assessed a \$125 surcharge if not served by sanitary sewers, and a \$125 surcharge if located within a wellfield protection area or served by private water supply wells.

XV. Industrial Waste 6

Required operating permit for non-residential land uses located within the Northwest Wellfield Protection Area or those non-residential land uses served by any liquid waste storage, disposal or treatment method (other than public sanitary sewers).

New Application Fee \$100

- A. Facilities Within Maximum Day Pumpage Wellfield Protection Area of Alexander Orr, Snapper Creek, Southwest, Miami Springs Lower, Miami Springs Upper, John E. Preston, Hialeah wellfields, South Miami Heights, or the West Wellfield Protection Area

1. Free Standing facility \$150 each

2. Shared access tenants \$100 each

- B. Facilities within Northwest Wellfield Protection Area \$150 each

XVI. Risk Based Corrective Action (RBCA) Closure

Required operating permit for contaminated sites closed with a no further action with conditions in accordance with Section 24-11.1(2)(J)(2) Code of Miami-Dade County, Florida.

Annual Permit Fee \$150

Ten-Year Permit Fee \$1,000

XVII. Agricultural Waste (AW) 2

Packing Facility with Total Reclaim of Wastewater (no discharge)

A. Base Fee:

<u>HOLDING CAPACITY</u> (Gallons)	<u>POTENTIAL DURATION OF OPERATION</u>	
	Less than seven months	More than seven months
1,000 or less	\$283	\$550
1,001 to 2,000	\$360	\$700
2,001 to 4,000	\$450	\$900
4,001 to 8,000	\$530	\$1,060
8,001 to 20,000	\$635	\$1,275
20,001 to 50,000	\$740	\$1,480
50,001 to 125,000	\$850	\$1,700
More than 125,000	\$1,060	\$2,120

XVIII. Agricultural Waste (AW) 3

Agricultural Facilities with Discharge to the Sanitary Sewers with Flows of:

1,000 GPD or less	\$500
1,001 – 5,000 GPD	\$775
5,001 – 15,000 GPD	\$1,130
15,000 - 25,000 GPD ¹⁶	\$1,250

XIX. Agricultural Waste (AW) 4

Agricultural Facilities with Discharges onto the Ground, with Flows of:

100 to 500 GPD	\$500
501 - 2,000 GPD	\$600
2,001 - 5,000 GPD	\$1,000
5,001 - 10,000 GPD	\$1,375
More than 10,000 GPD	\$1,850

¹⁶ Facilities discharging in excess of 25,000 GPD must obtain an Industrial Waste Pretreatment Permit

XX. Agricultural Waste 6

Operating permit fee for agricultural land uses located within the West Wellfield Interim Protection Area, South Miami Heights the Northwest Wellfield Protection Area, or within the maximum day pumpage wellfield protection area of the Alexander Orr, Snapper Creek, Southwest, Miami Springs Lower, Miami Springs Upper, John E. Preston or Hialeah wellfields, and not otherwise requiring any of the above listed Agricultural Waste operating permits.

Annual Fee

\$150

XXI. Air Emissions Sources

A. Class A Sources, with actual or potential emissions (before controls) of any pollutant equal to or in excess of 100 tons per year, or belonging to any of the following categories of sources whose emissions may be less than 100 TPY.

1. Refuse Derived Fuel (RDF) fired steam generating plants
2. Coal or oil powered steam electric power plants
3. Coal fired industrial-commercial-institutional plants that use 100 tons or more per year of coal
4. Portland cement plants
5. Gray iron foundries
6. Commercial-industrial-institutional oil fired boilers that burn 2.5% S-oil or greater and burn 1.25 MM or more gallons per year
7. Secondary metallurgical foundries and smaller lead, brass, bronze, copper, aluminum, etc. smelters
8. Commercial-industrial-institutional incinerators whose maximum input is equal to or exceeds 500 lbs./hr.
9. Asphaltic concrete plants

A1 Sources	(Potential emissions [before controls] in excess of 1,250 tons per year)
Fee Amount:	\$4,000 per source per year

A2 Sources	(Potential emissions [before controls] between 250 tons per year and 1,250 tons per year)
Fee Amount:	\$2,250 per source per year

A3 Sources	(All other A Sources)
Fee Amount:	\$2,000 per source per year

B. Class B Sources, with potential emissions (before controls) equal to or in excess of 25 tons per year of any pollutant, or belonging to any of the following categories whose emissions may be less than 25 TPY.

1. Concrete batch plants (including block making, prefabricating, etc.)
2. Commercial-industrial-institutional incinerators whose maximum input is

less than 500 lbs./hr.

Fee Amount: \$850 per source per year

- C. Class C Sources with Potential Emissions (before controls) of less than 25 TPY of any pollutant

Fee Amount: \$480 per source per year

- D. Fuel Dispenser Vapor Recovery Systems (includes one biennial certification)

Fee Amount: \$3.50 per nozzle per year

- E. Additional Certification Tests \$3.50 per nozzle per test

- F. Chlorofluorocarbon (CFC) Permits

1. CFC suppliers holding no other RER operating permit \$100 per year

2. Refrigeration servicers holding no other RER operating permit \$100 per year

- G. Facilities Requiring State Operating Permit

<u>DESCRIPTION</u>	<u>AMOUNT</u>
--------------------	---------------

AO Air Operation	
------------------	--

OO Multiple Sources per Application	Per Source
-------------------------------------	------------

1A Major Source – Stack Sample	0
--------------------------------	---

1B Major Source – Other Sample	0
--------------------------------	---

1C Major Source – No Sample	0
-----------------------------	---

2A Minor Source – Stack Sample	\$1,500
--------------------------------	---------

2B Minor Source – Other Sample	\$1,000
--------------------------------	---------

2C Minor Source – No Sample	\$750
-----------------------------	-------

MM Minor Modification	\$250
-----------------------	-------

V1 Variance from Permitting Stand. or Cond.	\$2,000
---	---------

TO Transfer of Ownership/Permit	\$50
---------------------------------	------

TX Time Extension on Permit	\$50
-----------------------------	------

XXII. Enforcement of Covenant Provisions

Annual inspection of facilities/ properties to determine compliance with covenant provisions and for which no other operating permit is required	\$125
--	-------

XXIII. Boat Docking and Boat Storage Facilities

A. Wet Slips/Dry Storage	<u>Annual Fee</u>
1. Recreational facility	\$75 + \$7/slip up to max. of \$1,060
2. Commercial facility	\$140 + \$7/slip up to max of \$1,060
3. Recreational or commercial with repairs, maintenance, fueling or other industrial activity	\$265 + \$7/slip up to max of \$1,380

XXIV. After-the-Fact Permits

A penalty fee amounting to 100% of the original application fee and permit fee, plus departmental administrative enforcement costs of \$100 for each official administrative order to correct issues prior to compliance, is to be assessed for permits applied for and issued after the regulated action has occurred. For commercial or corporate entities, an additional penalty will be imposed reflecting previous after-the-fact permits, in an amount equivalent to the original application fee and permit fee times the number of after-the- fact permits previously issued to the entity shall be added to the regular after-the-fact fee.

Extension Requests	\$125
--------------------	-------

XXV. Performance Based Operating Permit Fees or Temporary Operating Order

All facilities required to obtain Annual Operating Permits or Temporary Operating Orders shall have the amount of the fee evaluated on the date of issuance or date of renewal. Facilities in compliance with Chapter 24, Miami-Dade County Code, throughout the 365 day period prior to the date of issuance or date of renewal shall be assessed fees in accordance with the "RER Fee Schedule; Operating Permits; Sections I through XXII". Those facilities which, due to code violations, have required inspections in addition to those routinely performed pursuant to the operating permit requirements, shall pay a permit or operating order fee calculated as follows:

Inspection Type	Addition to Base Fee Per Inspection
Inspection, no lab work	\$220

Inspection, lab work	\$275
----------------------	-------

Lab work includes air, water, or soil analysis performed by the RER Lab. The total annual operating permit fee will be the sum of the base fee and the additional inspection fees based upon the number of each type of inspection actually performed times the value of each inspection.

XXVI. Previous Years' Unpaid Permit Fees

Facilities identified as requiring an operating permit to comply with the provisions of Chapter 24 shall be responsible for paying previous years' unpaid permit fees back to and including the first year RER inspected the facility and informed the operators in writing that the facility requires an annual operating permit from the department.

XXVII. Recovery of Administrative Costs Pursuant to Chapter 8CC MDC Code

A violator found guilty of a violation of Chapter 24 of the Code of Miami-Dade County by a Hearing Officer presiding over an administrative hearing held pursuant to Chapter 8CC of the Code shall be liable for Department administrative costs as follows:

Inspection Type	Fee Per Inspection
Type 1, (basic inspection)	\$50
Type II, (basic inspection + follow-up)	\$145
Type III, (Type II inspection + sampling)	\$145 + laboratory costs

Lab work includes air, water, or soil analysis performed by the RER Lab.

XXVIII. One-Time Two-Year Permit Extension Pursuant to Ordinance No. 10-14

The following RER Development Permits may be extended, subject to the Director's approval, upon payment of an Extension FEE equal to the greater of \$79 or 10% of the initial permit fee.

Water Extension Permit

Water Treatment System Permit

Class I Coastal Construction/Wetland Permit

Class I Mangrove Trimming Permit

Class II Overflow/Outfall System Permit

Class III Canal Right-of-Way Work Permit

Class IV Wetland Permit (non-coastal and non-rock mining)

Class IV Wetland Rock Mining Permit

Class VI Drainage Permit (Non-Residential with Contamination)

Tree Removal Permit

Natural Forest Community Permit

Industrial Waste Pretreatment Permit

Air Construction Permit

XXIX. RER Surcharge

An RER surcharge of 7.5% on all Plan Reviews and Operating Permits listed in this Fee Schedule to be used to fund the operation of divisions of RER that provide supporting functions for the paid activity.

1. This surcharge does not apply to the issuance of State permits and authorizations delegated to Miami-Dade County by the State where fee amounts are set by agreement or State law.
2. This surcharge does not apply to Stormwater Utility Fees, and Mitigation contributions.

I.O. No.: 4-68

ORDERED: ~~9/20/18~~9/18/19EFFECTIVE: ~~10/1/18~~10/1/19

MIAMI-DADE COUNTY
IMPLEMENTING ORDER

SCHEDULE OF ALL SERVICE LEVELS AND FEES FOR MIAMI-DADE COUNTY
SOLID WASTE SERVICES

AUTHORITY:

The Miami-Dade County Home Rule Charter, including among others, Sections 1.01 and 2.02A, and Chapter 15 of the Code of Miami-Dade County.

SUPERSEDES:

This Implementing Order (IO) supersedes IO 4-68, ordered September 22, 2017 2018, and effective October 1, ~~2018~~ 2018

POLICY:

This Implementing Order provides a schedule of all solid waste service levels and fees.

PROCEDURE:

The administration of this Implementing Order is designated to the Director of the Miami-Dade County Department responsible for Solid Waste Management, who shall be responsible for the collection of fees and the delivery of the required services, pursuant to Chapter 15 relating to powers and duties of Solid Waste Management. Every year, or earlier, if need be, the Director shall review all fees in terms of cost and recommend necessary changes to the County Mayor through this implementing order procedure.

DEFINITIONS:

Contract Disposal – use of the County Waste Management System by any person, governmental entity, corporation or partnership that has entered into an Agreement with the County of ten (10) years or greater in duration for such County Solid Waste Management System use.

~~Short Term~~Non-Contract Disposal – use of the County Waste Management System by any person, governmental entity, corporation or partnership that has not entered into an Agreement with the County of ten (10) years or greater in duration for such County Solid Waste Management System use.

FEE SCHEDULE:

The fee schedule adopted by this Implementing Order is attached hereto and made a part hereof. This official fee schedule is also filed with and subject to the approval of the Board of County Commissioners and on file with the Clerk thereof. Fees that are charged by the County shall be the same as those listed in the official fee schedule on file with the Clerk of the County Commission.

This Implementing Order is hereby submitted to the Board of County Commissioners of Miami-Dade County, Florida.

Approved by the County Attorney as
to form and legal sufficiency _____

SCHEDULE OF WASTE COLLECTION SERVICES

	<u>Service Level</u>
a.1) Residential and Multi-family Curbside Garbage and Trash Collection	<ul style="list-style-type: none"> • Twice per week garbage (bagged or canned). • Once per week (either Thursday or Friday) trash; up to 5 cubic yards of tied, bagged, canned, or bundled trash, no single item over 50 pounds, no items over 3 feet in length, and no hazardous materials.
a.2) Residential and Multi-family Automated Curbside Garbage and Trash Collection	Twice per week garbage and trash (all materials must be in one or more automated service carts. Materials not in automated service cart will not be picked up).
b) Residential <u>Container Dumpster</u> Service	Containerized garbage and trash collection service.
c) Bulky Waste Collection	Two (2) scheduled pickups per calendar year (January 1 through December 31) of up to twenty-five (25) cubic yards per pickup.
d) Neighborhood Trash and Recycling Center Service	Access for drop off of residential trash and recyclables (seven days per week) during established operating hours.
e) Curbside Recycling	Once every other week curbside collection of recyclables.
f.1) Commercial Minimum Collection Service	<ul style="list-style-type: none"> • Twice per week (limited to 1 cart, per waste unit charged). • Accounts with consistent overages will be increased to the appropriate service level.
f.2) Commercial Automated Minimum Collection Service	Twice per week (limited to one automated service cart per waste unit charged; all materials must be in automated service cart(s). Materials not in automated service cart will not be picked up).
g) Commercial <u>Container Dumpster</u> Service	Uncompacted rollaway container service with varying number of pickups and container sizes.

h) Emergency and Storm Debris

Removal, transport, processing and disposal of debris prior to (FEMA Category B Emergency Protective Measures) and resulting from (FEMA Category A Debris Removal) storms and natural disasters, whether or not the event triggers a federal emergency declaration

SCHEDULE OF RESIDENTIAL COLLECTION FEES

	Fees
Residential Curbside Collection per household, per fiscal year; (includes services (a.1), (c), (d), and (e)).	\$464 <u>\$484</u>
Residential Automated Curbside Collection per household, per fiscal year; (includes services (a.2), (c), (d), and (e)).	\$464 <u>\$484</u>
Cart Replacement for Residential Automated Curbside Collection or curbside recycling (replacement of any missing cart without a police report)	\$50
Annual Fee for Additional Waste and Recycling Carts Each additional Waste Cart (annual collection fee) One additional Recycling Cart	\$79.50 <u>\$82.00</u> No Charge
Residential Container Service per household, per fiscal year; (includes services (b) and (d)).	\$358 <u>\$373</u>
Bulky Waste per cubic yard; (beyond the service level established under service (c)); (the minimum charge beyond the service level established under service (c) is \$115 <u>120.00 and is based on a five (5) cubic yard minimum charge).</u>	\$24 <u>\$25</u>
Neighborhood Trash and Recycling Center per household, per fiscal year; (includes service (d), for households in the Solid Waste Service Area not receiving Residential Curbside Collection service)	\$118 <u>\$123</u>
Curbside Recycling per household, per fiscal year; (service (e), for households not receiving Residential Curbside Collection service).	\$41 <u>\$43</u>
<u>Establish a restricted reserve fund account for storms, emergencies and/or natural disaster up to \$20 million (estimated present value of Category 1 Hurricane in FY 2018-19), amount to be adjusted by CPI annually. This reserve will be utilized to offset funding gaps after all available or all eligible reimbursements have been pursued or received by Department</u>	<u>\$10 -annually until reserve is met</u>

Pursuant to Resolution R-1137-08, the County has entered into interlocal agreements with ~~municipalities~~Municipalities to collect and process their recyclable Materials and will charge these Municipalities the appropriate rates as delineated in the interlocal agreements.

Per Interlocal Agreements

Returned Check Charges per check
[F.S. 832.07 (2017)]

If face value of check does not exceed \$50.00.
If face value of check exceeds \$50.00 but does not exceed \$300.00.
If face value of check exceeds \$300.00.

\$25
\$30

\$40 Or an amount up to 5% of the face amount of the check, whichever is greater.

SCHEDULE OF COMMERCIAL/MULTI-FAMILY COLLECTION FEES

Fees

Commercial Minimum Collection Service per waste unit assessed per fiscal year; (includes service (f.1))	\$476 <u>\$496</u>	one automated service cart per waste unit charged
Commercial Automated Minimum Collection Service per waste unit assessed per fiscal year; (includes service (f.2))	\$476 <u>\$496</u>	one automated service cart per waste unit charged
Multi-family Collection per living unit, per fiscal year; (includes services (a.1) or (a.2) and (e))	\$186 <u>\$194</u>	

SCHEDULE OF COMMERCIAL/MULTI-FAMILY COLLECTION FEES

Fees for Uncompacted Rollaway ~~Container~~ Dumpster Accounts; (service g)**County-Owned Containers:**

Number of Collections per week -	Four (4)	Five (5)
----------------------------------	----------	----------

Size of Containers	Monthly Fee	Monthly Fee
One-yard	\$253.86 <u>\$264.78</u>	\$294.96 <u>\$307.64</u>
Two-yard	\$393.79 <u>\$410.72</u>	\$467.00 <u>\$487.08</u>
Four-yard	\$626.53 <u>\$653.47</u>	\$746.41 <u>\$778.51</u>
Six-yard	\$812.50 <u>\$847.44</u>	\$956.39 <u>\$997.51</u>

Customer-Owned Containers:

Number of Collections per week -	Four (4)	Five (5)
----------------------------------	----------	----------

Size of Containers	Monthly Fee	Monthly Fee
One-yard	\$236.11 <u>\$246.26</u>	\$277.20 <u>\$289.12</u>
Two-yard	\$371.47 <u>\$387.44</u>	\$444.68 <u>\$463.80</u>
Four-yard	\$581.87 <u>\$606.89</u>	\$706.15 <u>\$736.51</u>
Six-yard	\$754.29 <u>\$786.72</u>	\$905.06 <u>\$943.98</u>

The Director or designee may generate a memorandum annually which sets forth the schedule of fees for uncompacted rollaway ~~containers~~[dumpsters](#), rolloff containers and whole tires per cubic yard service for Miami-Dade County Departments.

SCHEDULE FOR THE PERMITTED LANDSCAPERS

Clean Yard Trash Disposal by Permitted Landscaper at Neighborhood Trash and Recycling Center per visit; (up to 6 Cu Yds)	\$25.23 \$25.52
---	-----------------------------------

Clean Yard Trash Disposal per cubic yard, by Permitted Landscaper at a Disposal Facility; Clean Yard Trash conversion factor of 0.1337 tons per cubic yard has been revised to 0.121 tons per cubic yard	\$8.37 \$7.76
--	---------------------------------

Construction and Demolition Debris, by Permitted Landscapers at Neighborhood TRC (up to 3 CY)	\$75.00
---	--------------------

SCHEDULE OF SPECIAL COLLECTION AND VIOLATION WASTE REMOVAL COLLECTION FEES

Special Collection and Waste Services per cubic yard ~~(the minimum charge is \$115120.00 and is based on a five (5) cubic yard minimum charge).~~

Fees

~~\$24~~ \$25

Violation Waste Removal per cubic yard (the minimum charge per occurrence is ~~\$230.00~~ \$250.00 and is based on a five (5) cubic yard minimum charge).

~~\$48~~ \$50

SCHEDULE OF WASTE CERTIFICATION FEE FOR REQUEST OF WASTE COLLECTION FEE CERTIFICATE, IN ACCORDANCE WITH MIAMI-DADE COUNTY CODE SECTION 15-28 (c)

Waste Certification Fee

Each written certificate, certifying the amount of waste fees due upon any parcel of real property subject to payment of waste fees or certifying that no waste fees are due.

Fees

~~\$58~~ \$60

SCHEDULE OF CIVIL COURT CASE PROCESSING RECOVERY FEES
(Fees authorized by Chapter 8CC, Code of Miami-Dade County)

	Fees
A. Case Processing Fee <u>Administrative Processing Fee</u>	\$510
B. Recording Fee <u>Lien Release Fee</u>	\$80
C. Lien Payoff Letter	\$55
D. Posting of Notices	\$25
E. Lien Cancellation Notices	\$25
F. Photographs, Reports or Other Exhibits	Actual Cost
G. County Attorney's Fees	Actual Cost
H. Court Filing Fees (each document)	Actual Cost

SCHEDULE OF DISPOSAL FEES, WASTE TIRE FEE
TRANSFER FEE, AND SPECIAL HANDLING FEE

Solid Waste Disposal Fee

	Fees
Contract Disposal per ton	\$62.67 <u>\$63.38</u>
Short Term Non-Contract Disposal per ton	\$91.80 <u>\$92.84</u>
Suitable material for cover, per ton ⁽¹⁾	\$10.00

Solid Waste Transfer Fee

Transfer Fee per ton	\$13.85 <u>\$13.69</u>
----------------------	-----------------------------------

Waste Tires Fee per ton	\$114.18
Asbestos Fee per ton	\$100.00

Special Handling Fee

Other Solid Waste Requiring Special Handling per load (added to disposal fee)	\$69.63 <u>\$70.42</u>
--	-----------------------------------

Other Fees

Safety Vest sold at scale houses. Safety vests are required at all disposal sites (landfills and transfer stations)	\$3.00
---	--------

In the event that the scale(s) are unavailable, the disposal fee will be based on the total cubic yard payload capacity of the vehicle converted to tons using the Schedules of Weights and Measures that are available at the Clerk of the Board

(1) Based on need, as determined by the Director, Soil-like material with limited use applications as determined by the Department of Solid Waste Management based on appearance, structural characteristics, and/or physical contents. Receipt of this material is subject to the needs of the Department at the Landfill only. Prior arrangement is required. Non-conforming material will be charged at the full tipping fee or may be rejected.

SCHEDULE OF WASTE PERMIT FEES

	Fees
General Haulers Fee for Permit Application/Renewal	\$600
General Haulers Vehicle Registration per Vehicle	\$70
Landscaping Business Fee for Permit Application/Renewal	\$225
Landscaping Business Vehicle Registration per Vehicle and/or trailer	\$80
Tire Generator Fee for Permit Application/Renewal	\$25
Tire Generator Permit Fee per location	\$75
Waste Tire Transporter Fee for Permit Application/Renewal	\$25
Waste Tire Transporter Vehicle Registration per Vehicle	\$25
Review of Solid Waste Facility Operating Permit Applications	\$100
Background Check Fee (FDLE)	\$24

These charges are collected by the department and passed through to the Florida Department of Law Enforcement (FDLE). These charges are a requirement of any persons wishing to obtain a general hauler permit as described in section 15-17.1(b)(1) and (2) of the Code of Miami-Dade County. It has been in effect since 1992.

IO No.: 4-88

Ordered: ~~09/28/2017~~9/19/2019Effective: ~~10/09/2017~~10/1/2019MIAMI-DADE COUNTY
IMPLEMENTING ORDER

MEDICAL EXAMINER FEES FOR SERVICES

AUTHORITY:

Section 1.01 of the Miami-Dade County Home Rule Charter, Chapter 406 of the Florida Statutes, and Chapter 11G of the Florida Administrative Code.

SUPERSEDES:

This Implementing Order supersedes previous Implementing Order 4-88, ordered September ~~17~~28, 201~~5~~7, and effective October 1, 201~~5~~7.

POLICY:

This Implementing Order establishes a schedule of fees for services provided by the Medical Examiner Department (ME), including expert witness fees, body disposition reviews, Indigent Cremation Services (ICS) fees, autopsies on non-ME cases, ME examination and death certification of non-ME cases, death certification review of non-ME cases, public records fees, paternity testing requests, laboratory service fees, photographic service fees, and late payment fines. This fee schedule is intended to cover costs to the County for the provision of these services.

PROCEDURE:

Administration of this Implementing Order is designated to the Director of the Miami-Dade County Medical Examiner Department, who will be responsible for the collection of fees and the delivery of the required services according to Chapter 406 of the Florida Statutes. The fees listed herein shall be in effect from the time of Board approval.

FEE SCHEDULE:

The fee schedule adopted by this Implementing Order is attached hereto and made a part hereof. The official fee schedule is also filed with and subject to the approval of the Board of County Commissioners and on file with the Clerk thereof. Fees that are charged by the Medical Examiner Department shall be the same as those listed in the official fee schedule on file with the Clerk of the County Commission.

This Implementing Order is hereby submitted to the Board of County Commissioners of Miami-Dade County, Florida.

Approved by the County Attorney as
to form and legal sufficiency _____

Miami-Dade Medical Examiner Fee Schedule

The Miami-Dade County Medical Examiner Department will impose the charges listed below for each of the services identified:

Expert Witness Fees

Fees for expert testimony services provided by the medical, toxicology, and other professional staff are comparable to those charged in the private sector. Hourly rates are billable to the nearest quarter of an hour.

District Medical Examiner, Associate Medical Examiner, and Toxicology Laboratory Director

Court time, deposition time, conference and phone conference time:	\$3 5 0/hr or \$2,3 50 200/day
Review of records and Preparation time:	\$11 5 0/hr
Wait or travel time to testify in court or at deposition (up to one-hour, thereafter at "Court time--" rate <u>above</u>):	\$90 8 5/hr

Other Professional Staff (including Toxicologist, Investigators, Photographers, and Supervisors)

Court time, deposition time, conference and phone conference time:	\$17 6 5/hr or \$1,100/day
Review of records and Preparation time:	\$90 8 5/hr
Wait or travel time to testify in court or at deposition (up to one-hour limit thereafter at "Court time--" rate <u>above</u>):	\$58 5 /hr

Medical Examiner Approval Fees

Florida statutes mandate that the Medical Examiner review each body disposition request arising within the county that involves cremation, anatomical donation, burial at sea, or fetal death:	\$65/case
--	-----------

Indigent Cremation Services

The Indigent Cremation Services (ICS) program assists indigent families with final disposition.

Families providing proof of receiving current government assistance under one or more of the programs listed below will pay:

- Food Stamps
- Medicaid
- Supplemental Security Income
- Temporary Assistance for Needy Families

\$11~~5~~0

Families unable to provide proof of receiving current government assistance from an above listed program will be charged a fee equivalent to the per-cremation operational and administrative costs incurred by Miami-Dade County of:

\$42~~5~~00

* All hourly rates are billable to the nearest quarter of an hour.

ICS Storage Fee

Charge to families choosing to make private arrangements after a body has been transported and stored at the ME facility:

\$3530

ICS Pre-Approval Administrative Review Fee:

\$55

ICS Pre-Approval Administrative Review Fee (Guardianship Programs)

Charge for indigent adults who are adjudicated incapacitated and assigned to a non-profit guardian program:

\$27.50

ICS Shipping Fee

Request from families for mailing and shipping cremains via USPS:

Domestic: \$85

Pathology Services for non-ME Cases

Requests occasionally arise from County citizens for autopsy services on cases that do not fall under ME jurisdiction (outside of Chapter 406 of the Florida Statutes or Fla. Admin. Code Section 11G).

Autopsy of non-ME case(s) processed by Department (excluding Laboratory services or other expenses which will be also charged):

\$5,8500/case

Autopsy of non-ME case(s) processed by ME pathologist off-site (Administrative/supply fee) (excluding Laboratory services or other expenses which will be also charged):

\$1150/request

ME examination and death certification of non-ME case(s) (excluding Laboratory services or other expenses which will be also charged):

\$820770/case

Death Certification Review

Research and correction fee for improperly certified cause of death:

\$2320

~~Cause of death review fee for burial, entombment, or removal from state~~

~~\$22~~

Public Records

Public records requests for Medical Examiner reports (e.g., autopsy protocol, toxicology report) will be charged as per Florida Statute 119.07.

Photo duplication – See schedule for Photographic and Imaging Services (below).

~~Copies or duplications of X-rays~~

~~Photo duplication— See schedule for Photographic and Imaging Services (below).~~

* All hourly rates are billable to the nearest quarter of an hour.

Paternity Testing

Requests are made to the ME Toxicology Laboratory for biological samples from decedents to be prepared for DNA paternity testing or for additional outside testing. The client is responsible for all costs associated with the outside testing laboratory service and sample shipment. Fee covers the cost of personnel time and supplies used to prepare the sample for shipment.

~~Requests are made to the ME Toxicology Laboratory for biological samples from decedents to be prepared for DNA paternity testing. Fee covers the cost of personnel time and supplies used to prepare and ship the samples to independent laboratories for analysis.~~

Paternity testing sample preparation:

\$6055

Administrative Fees

Sample request processing:

\$60.00

Laboratory testing fees

The ME Toxicology Laboratory provides testing services to clients outside the department. These clients may include other district medical examiners or outside law enforcement agencies. Clients in need of service throughout the year are offered a service plan based on the number of cases to be submitted. The base fee for each plan includes preliminary screening tests, consultation time, and sample storage for one year. In addition each plan offers a percent discount for each additional test required to complete the case. Clients unable to meet the 25 case/ per year minimum are charged the catalog fee for each test completed. In the event of a test requiring the use of an outside reference laboratory service, clients will be billed the fee for that service plus the cost of sample shipment. Additional tests will be added to the catalog as they are developed and implemented. These new tests will be billed on a comparable basis to established fees.

Testing service plans

Plan	Plan coverage	Base Fee
<u>GROUP A</u>	<u>Base fee includes tests SQVOL, SCEMIT2, SCELISA-5, SCRNZ and sample storage for 1 year; all other required tests are discounted 40%; requires minimum of 200 cases submitted per year.</u>	<u>\$180</u>
<u>GROUP B</u>	<u>Base fee includes tests SQVOL, SCEMIT2, SCELISA-5, SCRNZ and sample storage for 1 year; all other required tests are discounted 30%; requires minimum of 100-200 cases submitted per year.</u>	<u>\$180</u>
<u>GROUP C</u>	<u>Base fee includes tests SQVOL, SCEMIT2, SCELISA-5, SCRNZ and sample storage for 1 year; all other required tests are discounted 20%; requires minimum of 25-100 cases submitted per year.</u>	<u>\$180</u>

Individual test fees

Test Code	Test	Test Type	Fee
<u>COCO</u>	<u>Carbon Monoxide Confirmation by Microdiffusion</u>	<u>Confirmation</u>	<u>\$32.00</u>
<u>COSTIM</u>	<u>Designer Stimulant Confirmation by LC-MS/MS</u>	<u>Confirmation</u>	<u>\$135.00</u>
<u>COTHIC</u>	<u>Confirmation of Cannabinoids by GC-MS/MS</u>	<u>Confirmation</u>	<u>\$124.00</u>
<u>QTABUSE</u>	<u>Abuse Panel Quant by LC-MS/MS</u>	<u>Quantitation</u>	<u>\$174.00</u>
<u>QTAHIST</u>	<u>Antihistamine Quant by GC-NPD</u>	<u>Quantitation</u>	<u>\$174.00</u>
<u>QTAN</u>	<u>Acid-Neutral Quant by GC-FID</u>	<u>Quantitation</u>	<u>\$174.00</u>

* All hourly rates are billable to the nearest quarter of an hour.

ATTACHMENT E

<u>QTANALGESIC</u>	<u>Analgesic Quant by LC-MS/MS</u>	<u>Quantitation</u>	<u>\$174.00</u>
<u>QTANTIDEP1</u>	<u>Antidepressant Mix 1 Quant by LC-MS/MS</u>	<u>Quantitation</u>	<u>\$174.00</u>
<u>QTBZO1</u>	<u>Benzodiazepine Mix 1 Quant by LC-MS/MS</u>	<u>Quantitation</u>	<u>\$174.00</u>
<u>QTBZO2</u>	<u>Benzodiazepine Mix 2 Quant by LC-MS/MS</u>	<u>Quantitation</u>	<u>\$174.00</u>
<u>QTDILTIAZEM</u>	<u>Diltiazem Quant by LC-MS/MS</u>	<u>Quantitation</u>	<u>\$174.00</u>
<u>QTDXM</u>	<u>Dextromethorphan Quant by LC-MS/MS</u>	<u>Quantitation</u>	<u>\$174.00</u>
<u>QTKETAMINE</u>	<u>Ketamine Quant by GC-MS/MS</u>	<u>Quantitation</u>	<u>\$174.00</u>
<u>QTMEPERIDINE</u>	<u>Meperidine Quant by LC-MS/MS</u>	<u>Quantitation</u>	<u>\$174.00</u>
<u>QTMETHADONE</u>	<u>Methadone Quant by LC-MS/MS</u>	<u>Quantitation</u>	<u>\$174.00</u>
<u>QTNBOME</u>	<u>NBOMe Quant by LC-MS/MS</u>	<u>Quantitation</u>	<u>\$185.00</u>
<u>QTOPIATE</u>	<u>Opiate Quant by GC-MS/MS</u>	<u>Quantitation</u>	<u>\$174.00</u>
<u>QTPSYCH</u>	<u>Antipsychotic Quant by LC-MS/MS</u>	<u>Quantitation</u>	<u>\$174.00</u>
<u>QTQUETIAPINE</u>	<u>Quetiapine Quant by LC-MS/MS</u>	<u>Quantitation</u>	<u>\$174.00</u>
<u>QTSTIM</u>	<u>Stimulant Quant by LC-MS/MS</u>	<u>Quantitation</u>	<u>\$174.00</u>
<u>QTSYNFENTANYL</u>	<u>Synthetic Fentanyl Quant by LC-MS/MS</u>	<u>Quantitation</u>	<u>\$185.00</u>
<u>QTSYNSTIM</u>	<u>Synthetic Stimulant Quant by LC/MS/MS</u>	<u>Quantitation</u>	<u>\$175.00</u>
<u>QTTRAMADOL</u>	<u>Tramadol Quant by GC-MS/MS</u>	<u>Quantitation</u>	<u>\$174.00</u>
<u>QTTRAZODONE</u>	<u>Trazodone Quant by LC-MS/MS</u>	<u>Quantitation</u>	<u>\$174.00</u>
<u>QTU47700</u>	<u>U-47700 Quant by LC-MS/MS</u>	<u>Quantitation</u>	<u>\$174.00</u>
<u>QTVENLAFAXINE</u>	<u>Venlafaxine Quant by LC-MS/MS</u>	<u>Quantitation</u>	<u>\$174.00</u>
<u>QTVERAPAMIL</u>	<u>Verapamil Quant by LC-MS/MS</u>	<u>Quantitation</u>	<u>\$174.00</u>
<u>QTZOLPIDEM</u>	<u>Zolpidem Quant by GC-MS/MS</u>	<u>Quantitation</u>	<u>\$174.00</u>
<u>SCBZOMS</u>	<u>Benzodiazepine Screen by LC-MS/MS</u>	<u>Screen</u>	<u>\$124.00</u>
<u>SCCN2</u>	<u>Cyanide Screen by Diffusion</u>	<u>Screen</u>	<u>\$25.00</u>
<u>SCELISA-5</u>	<u>Immunoassay screen by ELISA</u>	<u>Screen</u>	<u>\$70.00</u>
<u>SCMIT2</u>	<u>Immunoassay screen by EMIT</u>	<u>Screen</u>	<u>\$74.00</u>
<u>SCGEN</u>	<u>General Screen by LC-MS/MS</u>	<u>Screen</u>	<u>\$135.00</u>
<u>SCMS</u>	<u>Paraphernalia analysis</u>	<u>Screen</u>	<u>\$124.00</u>
<u>SCMS</u>	<u>Urine & Gastric Screen by GC-MS</u>	<u>Screen</u>	<u>\$74.00</u>
<u>SCPAIN</u>	<u>Pain Drug Screen by LC-MS/MS</u>	<u>Screen</u>	<u>\$124.00</u>
<u>SCPSYCH</u>	<u>Psych Drug Screen by LC-MS/MS</u>	<u>Screen</u>	<u>\$124.00</u>
<u>SCQUAT</u>	<u>Paraquat/Diquat Screen by LC-MS/MS</u>	<u>Screen</u>	<u>\$185.00</u>
<u>SCRNZ</u>	<u>General screen by GC-NPD-MS</u>	<u>Screen</u>	<u>\$145.00</u>
<u>SCSPOT</u>	<u>Salicylate Screen by Color Test</u>	<u>Screen</u>	<u>\$15.00</u>
<u>SCSYNCANNAB</u>	<u>Synthetic Cannabinoid Screen by LC-MS/MS</u>	<u>Screen</u>	<u>\$174.00</u>
<u>SCVOL</u>	<u>Volatiles Screen by SPME-GC-MS</u>	<u>Screen</u>	<u>\$134.00</u>
<u>SQCN</u>	<u>Cyanide screen /quant by HS-GC-NPD</u>	<u>Screen</u>	<u>\$134.00</u>
<u>SQCO</u>	<u>Carbon Monoxide Screen/Quant</u>	<u>Screen/Quantitation</u>	<u>\$31.50</u>
<u>SQETGLYCOL</u>	<u>Ethylene Glycol Screen/Quant by GC-MS/MS</u>	<u>Screen/Quantitation</u>	<u>\$124.00</u>
<u>SQGHB</u>	<u>GHB Screen/Quant by GC-MS/MS</u>	<u>Screen/Quantitation</u>	<u>\$124.00</u>
<u>SQVOL</u>	<u>Volatile Screen/Quant by HS-GC-FID</u>	<u>Screen/Quantitation</u>	<u>\$37.00</u>

* All hourly rates are billable to the nearest quarter of an hour.

Laboratory Services

The ME Toxicology Laboratory provides toxicology services to other districts as well as to outside law enforcement agencies. Prices may be negotiated for bulk contracts on a per-case fee based on a minimum number of cases per year. Otherwise individual test fees indicated below will apply. Additional tests may be implemented and will be billed on a comparable basis to established fees.

Test	Specimen	Test Type	Method	Spec Quantity	Analyte	New Price	Test Description
Cannabinoid Screen (ELISA)	Blood, tissue	Screen	ELISA	2 mL	N/A	\$42.60	ELISA screen for cannabinoids
Carbon Monoxide (CO-ox)	Blood	Screen/Quantitation	CO-OXIMETER	3 mL	Carboxyhemoglobin	\$31.50	Spectrophotometric analysis (Co-oximeter) for % carboxyhemoglobin
Cyanide Quantitation (GC-NPD)	Blood, tissues, gastric	Quantitation	GC-NPD	2 mL	Cyanide	\$63.00	Quantitation of cyanide by GC-NPD
Cyanide Screen (Cyanisense Paper)	Blood, tissues	Screen	DIFFUSION	2 mL	Cyanide	\$31.50	Colorimetric semi-quantitation of cyanide using Cyanisense paper
ELISA (single test)	Blood, serum, tissue	Screen	ELISA	3 mL	Request	\$42.60	Individual ELISA screening tests for any of the following: Cannabinoids, Methamphetamine, Benzoylcegonine, Opiates, Fentanyl, Oxycodone, Buprenorphine, Barbiturates, Benzodiazepines—(*note: additional items will be added as developed)
ELISA Screen—4	Blood, Serum, Tissue homogenates, Urine	Screen	ELISA	4 mL	Barbs, Benzos, Cocaine, Opiates	\$50.40	Screen for barbiturates, benzodiazepines, benzoylcegonine, and opiates by ELISA
Elisa Screen—6	Blood, Serum, Tissue homogenates, Urine	Screen	ELISA	4 mL	Barbs, Benzos, Cocaine, Opiates/oxycodone, Carisoprodol	\$70.00	Screen for barbiturates, benzodiazepines, benzoylcegonine, opiates/oxycodone, Carisoprodol by ELISA
EMIT (single test)	Urine, gastric	Screen	EMIT	2 mL	N/A	\$42.60	Individual EMIT screening tests for any of the following: Amphetamines, Barbiturates, Benzoylcegonine, Benzodiazepines, Cannabinoids, Opiates, Oxycodone, Phencyclidine, Buprenorphine, Methadone
Fentanyl screen (ELISA)	Blood, tissues	Screen	ELISA	2 mL	Fentanyl	\$42.60	ELISA screen for fentanyl

* All hourly rates are billable to the nearest quarter of an hour.

Test	Specimen	Test Type	Method	Spec Quantity	Analyte	New Price	Test Description
Paraphernalia analysis	Pill, syringes, spoons, etc.	Screen	GC-MS	N/A	N/A	\$123.00	Qualitative analysis by GC-MS of syringes, pipes, etc. for abused drugs
Pills and powder qualitative analysis	Pills, powders	Screen	GC-MS	N/A	N/A	\$123.00	Qualitative analysis by GC-MS of pills and powders
Urine Drug Confirmation (GC-MS)	Urine	Confirmation	GC-MS	1 mL	Multiple drugs	\$63.00	Full scan GC-MS confirmation of urine drug screen results
Volatile Screen-I (Headspace GC-FID)	Blood, ocular, tissues, bile, gastric	Screen/Quantitation	Headspace-GC-FID	1 mL	Ethanol, methanol, acetone, isopropanol	\$36.75	Headspace GC-screen for volatile substances including ethanol, methanol, acetone, isopropanol
Screen by Color Tests	Urine	Screen	Colorimetry	10 mL	Salicylates	\$15.00	Urine screen for salicylates
Urine & Gastric Screen by GCMS	Urine, gastric	Screen	GC/MS	5 mL	Acidic, basic, neutral drugs	\$71.00	General screen of urine and gastric for acid, basic, and neutral drugs
ELISA Screen by DSX	Blood, tissues	Screen	ELISA	5mL, 20g	Benzodiazepines, cocaine, opiates, cannabinoids, oxycodone	\$12.60	Targeted ELISA screen for a single drug
Cyanide Screen by Diffusion	Blood, tissues	Screen	Colorimetry	5mL, 20g	Cyanide	\$25.00	Screen for Cyanide by microdiffusion
EMIT Screen	Urine	Screen	EMIT	5mL	Amphetamine, benzodiazepines, opiates, cannabinoids, oxycodone	\$74.00	Urine drug screen for amphetamines, benzodiazepines, benzoylcegonine, cannabinoids, opiates, and oxycodone
Volatiles by GCMS	Blood, tissues	Screen	Headspace GC/MS	5mL	Volatile organics	\$134.00	Screen for volatiles compounds
Benzodiazepine Screen by LCMSMS	Blood, tissues	Screen	LCMS/MS	5mL	Benzodiazepines	\$124.00	Screen/confirmation for common benzodiazepines
General screen by LCMSMS—Analgesic drugs	Blood, tissues	Screen	LCMS/MS	5mL	Opiates, opioids	\$124.00	Screen/confirmation for analgesic drugs

* All hourly rates are billable to the nearest quarter of an hour.

Test	Specimen	Test Type	Method	Spec Quantity	Analyte	New Price	Test Description
General Screen by LC/MS/MS – Antipsychotics	Blood, tissues	Screen	LC/MS/MS	5mL	Antipsychotics, SSRIs	\$124.00	Screen/confirmation for anti- psychotic drugs
General Screen by LC/MS/MS	Blood, tissues	Screen	LC/MS/MS	5mL	General basic, acidic, neutral drugs	\$135.00	Screen/confirmation for general basic, acidic, and neutral drugs
Screen for Acid, Neutral & Basic Drugs	Blood, tissues	Screen	GC/MS/NPD	5mL	General basic, acidic, neutral drugs	\$145.00	General screen for basic, acidic, and neutral drugs
Carbon Monoxide Confirmation	Blood, tissues	Confirmation/ screen	Colorimetry/ diffusion	5mL, 20g	Carbon Monoxide	\$31.50	Screen/confirmation of carbon monoxide
Screen/confirmation of designer stimulants	Blood, tissues	Screen/confirmation	LC/MS/MS	5mL, 20g	Amphetamines, cathinones, hallucinogens	\$135.00	Screen/confirmation of designer stimulants, including cathinones, amphetamines
Confirmation of Cannabinoids by GC-MS/MS	Blood, urine	Confirmation	GC/MS/MS	5mL	THC, metabolites	\$124.00	Confirmation of cannabinoids and metabolites
Ethylene Glycol Screen/Quant by GC/MS/MS	Blood, urine	Screen/quantification	GC/MS/MS	5mL	Ethylene Glycol	\$124.00	Screen/quantitation of ethylene glycol
GHB Screen/Quant by GC-MS/MS	Blood, urine	Screen/quantification	GC/MS/MS	5mL	GHB	\$124.00	Screen/quantitation of GHB
Zolpidem Quant by GC-MS/MS	Blood, tissue, gastric	Quantitation	GC/MS/MS	5mL, 20g	Zolpidem	\$174.00	Quantitative measurement of Zolpidem
Tramadol Quant by GC-MS/MS	Blood, tissue, gastric	Quantitation	GC/MS/MS	5mL, 20g	Tramadol, O-desmethyiltramadol	\$174.00	Quantitative measurement of Tramadol and ODM-Tramadol
Methadone Quant by GC-MS/MS	Blood, tissue, gastric	Quantitation	GC/MS/MS	5mL, 20g	Methadone, EDDP	\$174.00	Quantitative measurement of Methadone and EDDP
Benzo Mix 1 Quant by LC-MS/MS	Blood, tissue, gastric	Quantitation	LC/MS/MS	5mL, 20g	Alprazolam, clonazepam, 7-aminoclonazepam	\$174.00	Quantitative measurement of alprazolam, clonazepam, 7-aminoclonazepam
Antihistamine Quant by GC-NPD	Blood, tissue, gastric	Quantitation	GC-NPD	5mL, 20g	Diphenhydramine, doxylamine, chlorpheniramine	\$174.00	Quantitative measurement of diphenhydramine, doxylamine, chlorpheniramine

* All hourly rates are billable to the nearest quarter of an hour.

Test	Specimen	Test Type	Method	Spec Quantity	Analyte	New Price	Test Description
Ketamine Quant by GC-MS/MS	Blood, tissues, gastric	Quantitation	GC/MS/MS	5mL, 20g	Ketamine, Norketamine	\$174.00	Quantitative measurement of ketamine, norketamine
Simulant Quant by LC-MS/MS	Blood, tissues, gastric	Quantitation	LC/MS/MS	5mL, 20g	Amphetamines, MDMA, MDA, methylene, ethylene, Alpha-PVP	\$174.00	Quantitative measurement of amphetamine, methamphetamine, MDMA, MDA, methylene, ethylene, and alpha-PVP
Dextromethorphan Quant by GC-NPD	Blood, tissues, gastric	Quantitation	GC-NPD	5mL, 20g	Dextromethorphan	\$174.00	Quantitative measurement of dextromethorphan
Benzo Mix-2 Quant by LC-MS/MS	Blood, tissues, gastric	Quantitation	LC/MS/MS	5mL, 20g	Diazepam, nordiazepam, oxazepam, temazepam, chlordiazepoxide	\$174.00	Quantitative measurement of diazepam, nordiazepam, oxazepam, temazepam, and chlordiazepoxide
Abuse Panel Quant by LC-MS/MS	Blood, tissue, gastric	Quantitation	LC/MS/MS	5mL, 20g	Cocaine, cocaethylene, fentanyl, morphine, 6-MAM, codeine, alprazolam	\$174.00	Quantitative measurement of cocaine, cocaethylene, benzoyllecgonine, morphine, 6-MAM, codeine, fentanyl, and alprazolam
NBOMe Quant by LC-MS/MS	Blood, tissues	Quantitation	LC/MS/MS	5mL, 20g	NBOMe drugs, 25i and 25C	\$185.00	Quantitative measurement of 25C-NBOMe and 25i-NBOMe
Synthetic Fentanyl Quant by LC-MS/MS	Blood, tissue	Quantitation	LC/MS/MS	5mL, 20g	Fentanyl analogs	\$185.00	Quantitative measurement of Fentanyl and analogs
Acid Neutral Quant by GC-FID	Blood, tissue, gastric	Quantitation	GC-FID	5mL, 20g	Butalbital, pentobarbital, carisoprodol, meprbba mate	\$174.00	Quantitative measurement of barbiturates, carisoprodol
Quetiapine Quant by LC-MS/MS	Blood, tissues, gastric	Quantitation	LC/MS/MS	5mL, 20g	Quetiapine	\$174.00	Quantitative measurement of quetiapine
Opiate Quant by GC-MS/MS	Blood, tissues, gastric	Quantitation	GC/MS/MS	5mL, 20g	Hydrocodone, hydromorphone, oxycodone, oxymorphone	\$174.00	Quantitative measurement of hydrocodone, oxycodone, hydromorphone, and oxymorphone

* All hourly rates are billable to the nearest quarter of an hour.

Photographic and Imaging Services

The ME Forensic Imaging Bureau provides photographic and imaging services to law enforcement officers and attorneys as well as to departmental employees.

Product Name	Product Description	New Unit Price
Color or Black & White Prints		
Color or B&W	8X11	\$5. 95 0
Color or B&W	8X12	\$8.30 7.75
Color or B&W	4X6	\$0. 50 5
Color or B&W	5X7	\$2. 30 20
Color or B&W	6X9	\$2. 90 75
Color or B&W	8X10	\$4. 70 40
Color or B&W	11X14	\$9.40 8.80
Color or B&W	12X18	\$10.60 9.90
CD From Digital Media Up to 40 Images	N/A	\$242.00
CD or DVD Duplication	N/A	\$30.02 208.00
DVD From Digital Media	N/A	\$34.00 2.00
B&W		
Black and White Film Processing	120	\$17.60 6.50
Black and White Film Processing	220	\$17.60 6.50
Black and White Film Processing 24 Exp.	35MM	\$17.60 6.50
Black and White Film Processing 36 Exp.	35MM	\$17.50 6.50
Laser Copies		
B&W Laser	8.5X11	\$0. 42 20
B&W Laser	11X17	\$0. 20 22
B&W Laser Legal	8.5X14	\$0.20
Color Laser	8.5X11	\$1. 20 40
Color Laser	11X17	\$1. 40 35
Color Laser Legal	8.5X14	\$1. 80 65
Flatbed Scanning		
Flatbed Scanning Service	Any Size	\$11. 70 00
Index Prints		
Index Print (Jumbo)	8X11	\$5. 90 50
Index Print With Film Processing	4X6	\$2. 30 20
Index Print Without Film Processing	4X6	\$3. 50 30
Lamination		
Lamination 11 1/4" X 8 3/4	11 1/4" X 8 3/4	\$7.00 6.60
Lamination 14 1/4" X 8 3/4	14 1/4" X 8 3/4	\$8.20 7.70
Lamination 2 5/8" X 3 7/8	2 5/8" X 3 7/8	\$3. 50 30
Lamination 5X7	5X7	\$4.10 3.85
Lamination 9X11	9X11	\$5.90 50

* All hourly rates are billable to the nearest quarter of an hour.

Product Name	Product Description	Unit Price
Single Matt Cut or Mounting		
Single Matt Cut or Mounting	8X11	\$5. 90 50
Single Matt Cut or Mounting	8X12	\$7. 00 6.60
Single Matt Cut or Mounting	4X6	\$2. 30 20
Single Matt Cut or Mounting	5X7	\$3. 50 30
Single Matt Cut or Mounting	6X9	\$4. 70 40
Single Matt Cut or Mounting	8X10	\$5. 90 50
Single Matt Cut or Mounting	11X14	\$8. 20 7.70
Single Matt Cut or Mounting	12X18	\$9. 40 8.80
Scans		
Scan Medium Quality	N/A	\$7. 00 6.60
Scan Slide	2X2	\$1. 40 35
Scan Low Quality	N/A	\$3. 50 30
Scan High Quality Jpeg	N/A	\$10. 60 9.90
Passport Photos	2 2X2's	\$9. 30 8.75
Slides		
Slides Re-Mount	2X2	\$1. 20 40
Slides Duplication	2X2	\$3. 50 30
Audio & Video Services		
Audio Tape	N/A	\$5. 90 50
Audio Tape Duplication	N/A	\$11. 70 00
Digital Video Tape	N/A	\$14. 10 3.20
VHS Video Tape	N/A	\$5. 90 50
Video Tape Duplication	N/A	\$42. 60 0.00
-	-	
Specialties		
Because of the specialized technology and training needed to provide certain photographic services, charges for items listed below as "Specialties" will include the cost of the photographer's time in addition to the cost of materials. The cost for materials will be added to the photographer's hourly rates listed below. Work done after hours will be charged the time and half rate. Time will be billed to the nearest quarter of an hour.		
Photo/Art Design Services	N/A	\$147. 10 38.00
Badge Photo/ City of Miami/Mosaics	N/A	\$147. 10 38.00
High Speed Photography	N/A	\$147. 10 38.00
Copy Work Per Image to a CD	N/A	\$147. 10 38.00
Photoshop / Poser etc.	N/A	\$147. 10 38.00
Computer Graphics / PowerPoint	N/A	\$147. 10 38.00
Pulling Stills From a Video	N/A	\$147. 10 38.00
Video Tape Editing	N/A	\$147. 10 38.00
Video Tape Production	N/A	\$147. 10 38.00
On Location Photography	N/A	\$938. 30 880.00
-	-	
<u>Rush Service (Same Day)</u>	<u>Any of the Above</u>	<u>Double (2x) Regular Unit Price</u>
<u>Equipment/supply fee for off-site photographic services:</u>	<u>N/A</u>	<u>\$55.00</u>

* All hourly rates are billable to the nearest quarter of an hour.

Product Name	Product Description	New Unit Price
Rush Service (Same Day)	Any of the Above	Double (2x) Regular Unit Price
Equipment/supply fee for off-site photographic services	N/A	\$55,002.00

Forensic Training Workshops

The Medical Examiner Department conducts a variety of workshops annually for the purpose of training students and other professionals in various aspects of the science of death investigation. The fee represents per/student enrollment.

Police-Medicolegal Death Investigation Workshop:	\$900 850
Police-Medicolegal Death Investigation Workshop (FDLE – Partnership Class):	\$450 25
Forensic Photography Workshop:	\$875 25
Death Certification and Reporting:	\$105 0
Forensic Odontology Workshop:	\$1,000
Toxicology Workshop:	\$320 0
Special Topics in Forensics:	\$105 0

Late Payments and Worthless Checks

Accounts past due 30-59 days:	\$25
Accounts past due 60-89 days:	\$35
Accounts past due 90 or more days:	\$45

Funeral home accounts ~~past due that are~~ 30 days ~~past due~~ will not be able to receive approvals on requests for cremations.

Worthless checks will be handled in accordance with County Administrative Order 4-86.

Case Evidence Storage Fee

Evidence stored at the Medical Examiner in excess of 30 days:	\$25
---	------

* All hourly rates are billable to the nearest quarter of an hour.

I.O. No.: 4-110
 Ordered: ~~9/20/18~~9/19/1619
 Effective: 10/1/1819

MIAMI-DADE COUNTY
 IMPLEMENTING ORDER

SCHEDULE OF RATES, FEES AND CHARGES FOR MIAMI-DADE WATER AND SEWER
 DEPARTMENT

AUTHORITY:

The Miami-Dade County Home Rule Charter, including among others, Sections 1.01 and 2.02A, and Chapters 2 and 32 of the Code of Miami-Dade County.

SUPERSEDES:

This Implementing Order (IO) supersedes IO 4-110 ordered ~~December 19, 2017~~September 20, 20198 and effective ~~January 1, 2018~~October 1, 20198. This IO is ordered on September 192018, 2018-2019 and is effective on October 1, 20182019.

POLICY:

This Implementing Order provides a schedule of rates, fees and charges for water and sewer service.

PROCEDURE:

The Director of the Miami-Dade Water and Sewer Department shall be responsible for the billing and collection of rates, fees and charges and the delivery of the required services pursuant to Chapter 2 and 32 of the Code of Miami-Dade County and this Implementing Order. Every year, or earlier, if need be, the Director shall review all rates, fees and charges in terms of cost and recommend necessary changes to the County Mayor through this Implementing Order procedure.

RATES, FEES AND CHARGES SCHEDULE:

The schedule adopted by this Implementing Order is attached hereto and made a part hereof.

This Implementing Order is hereby submitted to the Board of County Commissioners of Miami-Dade County, Florida.

Approved by the County Attorney as
 to form and legal sufficiency _____

**MIAMI-DADE WATER AND SEWER DEPARTMENT
SCHEDULE OF RATES**

RESIDENTIAL CUSTOMER

WATER		<u>Effective</u>	<u>Proposed</u>
<u>Monthly</u>		<u>October 1, 2018</u>	<u>October 1, 2019</u>
Meter Charge:			Monthly Charge
Meter Size			
5/8" plus 2,244 gallons (3ccf)		\$3.20	<u>\$3.92</u>
1" plus 2,244 gallons (3ccf)		\$12.38	<u>\$13.10</u>
1.5" plus 2,244 gallons (3ccf)		\$24.76	<u>\$25.48</u>
2" plus 2,244 gallons (3ccf)		\$39.60	<u>\$40.32</u>
3" plus 2,244 gallons (3ccf)		\$79.21	<u>\$79.93</u>
—4"		\$123.76	
—6"		\$247.50	
—8"		\$396.02	
—10"		\$569.28	
—12"		\$1,064.30	
—14"		\$1,980.07	
—16"		\$2,722.61	
Flow Rate All Usage:			Monthly Charge
Usage per 100 cubic feet (ccf):			
0 to 4 ccf		\$0.3740	
5 to 9 ccf	<u>4 to 7 ccf</u>	\$3.3469	<u>\$2.8461</u>
10 to 17 ccf	<u>8 to 17 ccf</u>	\$3.8568	<u>\$4.1409</u>
18 ccf and over		\$6.3748	<u>\$6.1411</u>
Usage per 1,000 gallons:			
0 to 2,992 gallons		\$0.5000	
2,993 to 6,732 gallons	<u>2,245 to 5,236 gallons</u>	\$4.4745	<u>\$3.8050</u>
6,733 to 12,716 gallons	<u>5,237 to 12,716 gallons</u>	\$5.1562	<u>\$5.5360</u>
12,717 gallons and over		\$8.5224	<u>\$8.2099</u>

NOTE: 100 cubic feet (ccf) equals 748 gallons

Residential: a retail customer/account consisting of a single family residence or duplex being served by a common meter

**MIAMI-DADE WATER AND SEWER DEPARTMENT
SCHEDULE OF RATES**

RESIDENTIAL CUSTOMER

WATER		<u>Effective</u>	<u>Proposed</u>
<u>Quarterly</u>		<u>October 1, 2018</u>	<u>October 1, 2019</u>
Meter Charge:		Quarterly Charge	
Meter Size:			
5/8" plus 6,732 gallons (9ccf)		\$9.60	\$11.76
1" plus 6,732 gallons (9ccf)		\$37.14	\$39.30
1.5" plus 6,732 gallons (9ccf)		\$74.28	\$76.44
2" plus 6,732 gallons (9ccf)		\$118.80	\$120.96
3" plus 6,732 gallons (9ccf)		\$237.63	\$239.79
4"		\$371.28	
6"		\$742.50	
8"		\$1,188.06	
10"		\$1,707.84	
12"		\$3,192.90	
14"		\$5,940.21	
16"		\$8,167.83	
Flow Rate All Usage:		Quarterly Charge	
Usage per 100 cubic feet (ccf):			
0 to 12 ccf		\$0.3740	
13 to 27 ccf	<u>10 to 21 ccf</u>	\$3.3469	\$2.8461
28 to 51 ccf	<u>22 to 51 ccf</u>	\$3.8568	\$4.1409
52 ccf and over		\$6.3748	\$6.1411
Usage per 1,000 gallons:			
0 to 8,976 gallons		\$0.5000	
8,977 to 20,196 gallons	<u>6,733 to 15,708 gallons</u>	\$4.4745	\$3.8050
20,197 to 38,148 gallons	<u>15,709 to 38,148 gallons</u>	\$5.1562	\$5.5360
38,149 gallons and over		\$8.5224	\$8.2099

NOTE: 100 cubic feet (ccf) equals 748 gallons

Residential: a retail customer/account consisting of a single family residence or duplex being served by a common meter

**MIAMI-DADE WATER AND SEWER DEPARTMENT
SCHEDULE OF RATES**

MULTI-FAMILY DWELLINGS (MFD)

WATER		<u>Effective</u>	<u>Proposed</u>
<u>Monthly</u>		<u>October 1, 2018</u>	<u>October 1, 2019</u>
Meter Charge: <u>applied per unit</u>		Monthly Charge	
Meter charge will be applied per unit			
		\$3.04	<u>\$3.76</u>
Meter Sizes 5/8" to 16" <u>plus 2,244 gallons (3ccf):</u>			
Flow Rate All Usage Per Unit:		Monthly Charge	
Usage per 100 cubic feet (ccf):			
0 to 4 ccf		\$0.3740	
5 to 9 ccf	<u>4 to 6 ccf</u>	\$3.3469	<u>\$2.8461</u>
10 to 17 ccf	<u>7 to 14 ccf</u>	\$3.8568	<u>\$4.1409</u>
18 ccf and over	<u>15 ccf and over</u>	\$6.3748	<u>\$6.1411</u>
Usage per 1,000 gallons:			
0 to 2,992 gallons		\$0.5000	
2,993 to 6,732 gallons	<u>2,245 to 4,488 gallons</u>	\$4.4745	<u>\$3.8050</u>
6,733 to 12,716 gallons	<u>4,489 to 10,472 gallons</u>	\$5.1562	<u>\$5.5360</u>
12,717 gallons and over	<u>10,473 gallons and over</u>	\$8.5224	<u>\$8.2099</u>

NOTE: 100 cubic feet (ccf) equals 748 gallons

Multi-family: a retail customer/account consisting of more than two residential customers served by a common meter(s)

**MIAMI-DADE WATER AND SEWER DEPARTMENT
SCHEDULE OF RATES**

MULTI-FAMILY DWELLINGS (MFD)

WATER		<u>Effective</u>	<u>Proposed</u>
<u>Quarterly</u>		<u>October 1, 2018</u>	<u>October 1, 2019</u>
Meter Charge: <u>applied per unit</u>		Quarterly Charge	
Meter Sizes 5/8" to 16" <u>plus 6,732 gallons (9ccf):</u>			
Meter charge will be applied per unit		\$9.12	<u>\$11.28</u>
Flow Rate All Usage Per Unit:		Quarterly Charge	
Usage per 100 cubic feet (ccf):			
0 to 12 ccf		\$0.3740	
13 to 27 ccf	<u>10 to 18 ccf</u>	\$3.3469	<u>\$2.8461</u>
28 to 51 ccf	<u>19 to 42 ccf</u>	\$3.8568	<u>\$4.1409</u>
52 ccf and over	<u>43 ccf and over</u>	\$6.3748	<u>\$6.1411</u>
Usage per 1,000 gallons:			
0 to 8,976 gallons		\$0.5000	
8,977 to 20,196 gallons	<u>6,733 to 13,464 gallons</u>	\$4.4745	<u>\$3.8050</u>
20,197 to 38,148 gallons	<u>13,465 to 31,416 gallons</u>	\$5.1562	<u>\$5.5360</u>
38,149 gallons and over	<u>31,417 gallons and over</u>	\$8.5224	<u>\$8.2099</u>

NOTE: 100 cubic feet (ccf) equals 748 gallons

Multi-family: a retail customer/account consisting of more than two residential customers served by a common meter(s)

**MIAMI-DADE WATER AND SEWER DEPARTMENT
SCHEDULE OF RATES**

MIXED-USE BUILDINGS

WATER		<u>Effective</u>	<u>Proposed</u>
<u>Monthly</u>		<u>October 1, 2018</u>	<u>October 1, 2019</u>
Meter Charge: <u>applied per billing unit</u>		Monthly Charge	
<i>Meter charge will be applied per billing unit</i>			
5/8" to 1.5" <u>plus 2,244 gallons (3ccf)</u>		\$8.50	\$9.22
2" <u>plus 2,244 gallons (3ccf)</u>		\$10.63	\$11.35
3" <u>plus 2,244 gallons (3ccf)</u>		\$17.60	\$18.32
4" to 6" <u>plus 2,244 gallons (3ccf)</u>		\$19.20	\$19.92
8" <u>plus 2,244 gallons (3ccf)</u>		\$20.80	\$21.52
10" <u>plus 2,244 gallons (3ccf)</u>		\$21.60	\$22.32
Flow Rate All Usage Per Billing Unit:		Monthly Charge	
Usage per 100 cubic feet (ccf):			
0 to 4 ccf		\$0.3740	
5 to 9 ccf	4 to 6 ccf	\$3.3469	\$2.8461
10 to 17 ccf	7 to 14 ccf	\$3.8568	\$4.1409
18 ccf and over	15 ccf and over	\$6.3748	\$6.1411
Usage per 1,000 gallons:			
0 to 2,992 gallons		\$0.5000	
2,993 to 6,732 gallons	2,245 to 4,488 gallons	\$4.4745	\$3.8050
6,733 to 12,716 gallons	4,489 to 10,472 gallons	\$5.1562	\$5.5360
12,717 gallons and over	10,473 gallons and over	\$8.5224	\$8.2099

NOTE: 100 cubic feet (ccf) equals 748 gallons

MIXED USE: a retail customer/account consisting of more than two residential dwellings and non-residential activities served by a common meter in which permit application was submitted prior to October 1, 2016 (Ordinance No. 16-107)

BILLING UNIT: each residential unit within a mixed-use building shall be treated as one billing unit. All non-residential units within a mixed-use building shall collectively be treated as one billing unit.

**MIAMI-DADE WATER AND SEWER DEPARTMENT
SCHEDULE OF RATES**

MIXED-USE BUILDINGS

WATER		<u>Effective</u>	<u>Proposed</u>
<u>Quarterly</u>		<u>October 1, 2018</u>	<u>October 1, 2019</u>
Meter Charge: <u>applied per billing unit</u>		Quarterly Charge	
<i>Meter charge will be applied per billing unit</i>			
5/8" to 1.5" <u>plus 6,732 gallons (9ccf)</u>		\$25.50	\$27.66
2" <u>plus 6,732 gallons (9ccf)</u>		\$31.89	\$34.05
3" <u>plus 6,732 gallons (9ccf)</u>		\$52.80	\$54.96
4" to 6" <u>plus 6,732 gallons (9ccf)</u>		\$57.60	\$59.76
8" <u>plus 6,732 gallons (9ccf)</u>		\$62.40	\$64.56
10" <u>plus 6,732 gallons (9ccf)</u>		\$64.80	\$66.96
Flow Rate All Usage Per Billing Unit:		Quarterly Charge	
Usage per 100 cubic feet (ccf):			
0 to 12 ccf		\$0.3740	
13 to 27 ccf	<u>10 to 18 ccf</u>	\$3.3469	\$2.8461
28 to 51 ccf	<u>19 to 42 ccf</u>	\$3.8568	\$4.1409
52 ccf and over	<u>43 ccf and over</u>	\$6.3748	\$6.1411
Usage per 1,000 gallons:			
0 to 8,976 gallons		\$0.5000	
8,977 to 20,196 gallons	<u>6,733 to 13,464 gallons</u>	\$4.4745	\$3.8050
20,197 to 38,148 gallons	<u>13,465 to 31,416 gallons</u>	\$5.1562	\$5.5360
38,149 gallons and over	<u>31,417 gallons and over</u>	\$8.5224	\$8.2099

NOTE: 100 cubic feet (ccf) equals 748 gallons

MIXED USE: a retail customer/account consisting of more than two residential dwellings and non-residential activities served by a common meter in which permit application was submitted prior to October 1, 2016 (Ordinance No. 16-107)

BILLING UNIT: each residential unit within a mixed-use building shall be treated as one billing unit. All non-residential units within a mixed-use building shall collectively be treated as one billing unit.

**MIAMI-DADE WATER AND SEWER DEPARTMENT
SCHEDULE OF RATES**

NON-RESIDENTIAL CUSTOMERS

WATER		<u>Effective</u>	<u>Proposed</u>
<u>Monthly</u>		<u>October 1, 2018</u>	<u>October 1, 2019</u>
Meter Charge:		Monthly Charge	
Meter Size			
5/8"		\$3.20	\$3.20
Flow Rate All Usage:		Monthly Charge	
Usage per 100 cubic feet (ccf):			
0 to 4 ccf	<u>0 to 3 ccf</u>	\$0.3740	\$0.3740
5 to 9 ccf	<u>4 to 7 ccf</u>	\$3.3469	\$3.3469
10 to 17 ccf	<u>8 to 17 ccf</u>	\$3.8568	<u>\$4.4926</u>
18 ccf and over		\$6.3748	<u>\$7.9082</u>
Usage per 1,000 gallons:			
0 to 2,992 gallons	<u>0 to 2,244 gallons</u>	\$0.5000	\$0.5000
2,993 to 6,732 gallons	<u>2,245 to 5,236 gallons</u>	\$4.4745	\$4.4745
6,733 to 12,716 gallons	<u>5,237 to 12,716 gallons</u>	\$5.1562	<u>\$6.0062</u>
12,717 gallons and over		\$8.5224	<u>\$10.5724</u>
Meter Charge:		Monthly Charge	
Meter Size			
1"		\$12.38	\$12.38
Flow Rate All Usage:		Monthly Charge	
Usage per 100 cubic feet (ccf):			
0 to 10 ccf	<u>0 to 8 ccf</u>	\$0.3740	\$0.3740
11 to 23 ccf	<u>9 to 18 ccf</u>	\$3.3469	\$3.3469
24 to 43 ccf	<u>19 to 43 ccf</u>	\$3.8568	<u>\$4.4926</u>
44 ccf and over		\$6.3748	<u>\$7.9082</u>
Usage per 1,000 gallons:			
0 to 7,480 gallons	<u>0 to 5,984 gallons</u>	\$0.5000	\$0.5000
7,481 to 16,830 gallons	<u>5,985 to 13,464 gallons</u>	\$4.4745	\$4.4745
16,831 to 31,790 gallons	<u>13,465 to 32,164 gallons</u>	\$5.1562	<u>\$6.0062</u>
31,791 gallons and over	<u>32,165 gallons and over</u>	\$8.5224	<u>\$10.5724</u>

NOTE: 100 cubic feet (ccf) equals 748 gallons

Non-Residential: a retail customer/account consisting of business, commercial, industrial use, or any combination thereof

**MIAMI-DADE WATER AND SEWER DEPARTMENT
SCHEDULE OF RATES**

NON-RESIDENTIAL CUSTOMERS

WATER		<u>Effective</u>	<u>Proposed</u>
<u>Monthly</u>		<u>October 1, 2018</u>	<u>October 1, 2019</u>
Meter Charge:		Monthly Charge	
Meter Size			
1.5"		\$24.76	\$24.76
Flow Rate All Usage:		Monthly Charge	
Usage per 100 cubic feet (ccf):			
0 to 20 ccf	<u>0 to 15 ccf</u>	\$0.3740	\$0.3740
21 to 45 ccf	<u>16 to 35 ccf</u>	\$3.3469	\$3.3469
46 to 85 ccf	<u>36 to 85 ccf</u>	\$3.8568	<u>\$4.4926</u>
86 ccf and over		\$6.3748	<u>\$7.9082</u>
Usage per 1,000 gallons:			
0 to 14,960 gallons	<u>0 to 11,220 gallons</u>	\$0.5000	\$0.5000
14,961 to 33,660 gallons	<u>11,221 to 26,180 gallons</u>	\$4.4745	\$4.4745
33,661 to 63,580 gallons	<u>26,181 to 63,580 gallons</u>	\$5.1562	<u>\$6.0062</u>
63,581 gallons and over		\$8.5224	<u>\$10.5724</u>
Meter Charge:		Monthly Charge	
Meter Size			
2"		\$39.60	\$39.60
Flow Rate All Usage:		Monthly Charge	
Usage per 100 cubic feet (ccf):			
0 to 32 ccf	<u>0 to 24 ccf</u>	\$0.3740	\$0.3740
33 to 72 ccf	<u>25 to 56 ccf</u>	\$3.3469	\$3.3469
73 to 136 ccf	<u>57 to 136 ccf</u>	\$3.8568	<u>\$4.4926</u>
137 ccf and over		\$6.3748	<u>\$7.9082</u>
Usage per 1,000 gallons:			
0 to 23,936 gallons	<u>0 to 17,952 gallons</u>	\$0.5000	\$0.5000
23,937 to 53,856 gallons	<u>17,953 to 41,888 gallons</u>	\$4.4745	\$4.4745
53,857 to 101,728 gallons	<u>41,889 to 101,728 gallons</u>	\$5.1562	<u>\$6.0062</u>
101,729 gallons and over		\$8.5224	<u>\$10.5724</u>

NOTE: 100 cubic feet (ccf) equals 748 gallons

Non-Residential: a retail customer/account consisting of business, commercial, industrial use, or any combination thereof

**MIAMI-DADE WATER AND SEWER DEPARTMENT
SCHEDULE OF RATES**

NON-RESIDENTIAL CUSTOMERS

WATER		<u>Effective</u>	<u>Proposed</u>
<u>Monthly</u>		<u>October 1, 2018</u>	<u>October 1, 2019</u>
Meter Charge:		Monthly Charge	
Meter Size			
3"		\$79.21	\$79.21
Flow Rate All Usage:		Monthly Charge	
Usage per 100 cubic feet (ccf):			
0 to 64 ccf	<u>0 to 48 ccf</u>	\$0.3740	\$0.3740
65 to 144 ccf	<u>49 to 112 ccf</u>	\$3.3469	\$3.3469
145 to 272 ccf	<u>113 to 272 ccf</u>	\$3.8568	<u>\$4.4926</u>
273 ccf and over		\$6.3748	<u>\$7.9082</u>
Usage per 1,000 gallons:			
0 to 47,872 gallons	<u>0 to 35,904 gallons</u>	\$0.5000	\$0.5000
47,873 to 107,712 gallons	<u>35,905 to 83,776 gallons</u>	\$4.4745	\$4.4745
107,713 to 203,456 gallons	<u>83,777 to 203,456 gallons</u>	\$5.1562	<u>\$6.0062</u>
203,457 gallons and over		\$8.5224	<u>\$10.5724</u>
Meter Charge:		Monthly Charge	
Meter Size			
4"		\$123.76	\$123.76
Flow Rate All Usage:		Monthly Charge	
Usage per 100 cubic feet (ccf):			
0 to 100 ccf	<u>0 to 75 ccf</u>	\$0.3740	\$0.3740
101 to 225 ccf	<u>76 to 175 ccf</u>	\$3.3469	\$3.3469
226 to 425 ccf	<u>176 to 425 ccf</u>	\$3.8568	<u>\$4.4926</u>
426 ccf and over		\$6.3748	<u>\$7.9082</u>
Usage per 1,000 gallons:			
0 to 74,800 gallons	<u>0 to 56,100 gallons</u>	\$0.5000	\$0.5000
74,801 to 168,300 gallons	<u>56,101 to 130,900 gallons</u>	\$4.4745	\$4.4745
168,301 to 317,900 gallons	<u>130,901 to 317,900 gallons</u>	\$5.1562	<u>\$6.0062</u>
317,901 gallons and over		\$8.5224	<u>\$10.5724</u>

NOTE: 100 cubic feet (ccf) equals 748 gallons

Non-Residential: a retail customer/account consisting of business, commercial, industrial use, or any combination thereof

**MIAMI-DADE WATER AND SEWER DEPARTMENT
SCHEDULE OF RATES**

NON-RESIDENTIAL CUSTOMERS

WATER		<u>Effective</u>	<u>Proposed</u>
<u>Monthly</u>		<u>October 1, 2018</u>	<u>October 1, 2019</u>
Meter Charge:		Monthly Charge	
Meter Size			
6"		\$247.50	\$247.50
Flow Rate All Usage:		Monthly Charge	
Usage per 100 cubic feet (ccf):			
0 to 200 ccf	<u>0 to 150 ccf</u>	\$0.3740	\$0.3740
201 to 450 ccf	<u>151 to 350 ccf</u>	\$3.3469	\$3.3469
451 to 850 ccf	<u>351 to 850 ccf</u>	\$3.8568	<u>\$4.4926</u>
851 ccf and over		\$6.3748	<u>\$7.9082</u>
Usage per 1,000 gallons:			
0 to 149,600 gallons	<u>0 to 112,200 gallons</u>	\$0.5000	\$0.5000
149,601 to 336,600 gallons	<u>112,201 to 261,800 gallons</u>	\$4.4745	\$4.4745
336,601 to 635,800 gallons	<u>261,801 to 635,800 gallons</u>	\$5.1562	<u>\$6.0062</u>
635,801 gallons and over		\$8.5224	<u>\$10.5724</u>
Meter Charge:		Monthly Charge	
Meter Size			
8"		\$396.02	\$396.02
Flow Rate All Usage:		Monthly Charge	
Usage per 100 cubic feet (ccf):			
0 to 320 ccf	<u>0 to 240 ccf</u>	\$0.3740	\$0.3740
321 to 720 ccf	<u>241 to 560 ccf</u>	\$3.3469	\$3.3469
721 ccf to 1,360	<u>561 ccf to 1,360 ccf</u>	\$3.8568	<u>\$4.4926</u>
1,361 ccf and over		\$6.3748	<u>\$7.9082</u>
Usage per 1,000 gallons:			
0 to 239,360 gallons	<u>0 to 179,520 gallons</u>	\$0.5000	\$0.5000
239,361 to 538,560 gallons	<u>179,521 to 418,880 gallons</u>	\$4.4745	\$4.4745
538,561 to 1,017,280 gallons	<u>418,881 to 1,017,280 gallons</u>	\$5.1562	<u>\$6.0062</u>
1,017,281 gallons and over		\$8.5224	<u>\$10.5724</u>

NOTE: 100 cubic feet (ccf) equals 748 gallons

Non-Residential: a retail customer/account consisting of business, commercial, industrial use, or any combination thereof

**MIAMI-DADE WATER AND SEWER DEPARTMENT
SCHEDULE OF RATES**

NON-RESIDENTIAL CUSTOMERS

WATER		<u>Effective</u>	<u>Proposed</u>
<u>Monthly</u>		<u>October 1, 2018</u>	<u>October 1, 2019</u>
Meter Charge:		Monthly Charge	
Meter Size			
10"		\$569.28	\$569.28
Flow Rate All Usage:		Monthly Charge	
Usage per 100 cubic feet (ccf):			
0 to 460 ccf	<u>0 to 345 ccf</u>	\$0.3740	\$0.3740
461 to 1,035 ccf	<u>346 to 805 ccf</u>	\$3.3469	\$3.3469
1,036 to 1,955 ccf	<u>806 to 1,955 ccf</u>	\$3.8568	<u>\$4.4926</u>
1,956 ccf and over		\$6.3748	<u>\$7.9082</u>
Usage per 1,000 gallons:			
0 to 344,080 gallons	<u>0 to 258,060 gallons</u>	\$0.5000	\$0.5000
344,081 to 774,180 gallons	<u>258,061 to 602,140 gallons</u>	\$4.4745	\$4.4745
774,181 to 1,462,340 gallons	<u>602,141 to 1,462,340 gallons</u>	\$5.1562	<u>\$6.0062</u>
1,462,341 gallons and over		\$8.5224	<u>\$10.5724</u>
Meter Charge:		Monthly Charge	
Meter Size			
12"		\$1,064.30	\$1,064.30
Flow Rate All Usage:		Monthly Charge	
Usage per 100 cubic feet (ccf):			
0 to 860 ccf	<u>0 to 645 ccf</u>	\$0.3740	\$0.3740
861 to 1,935 ccf	<u>646 to 1,505 ccf</u>	\$3.3469	\$3.3469
1,936 to 3,655 ccf	<u>1,506 to 3,655 ccf</u>	\$3.8568	<u>\$4.4926</u>
3,656 ccf and over		\$6.3748	<u>\$7.9082</u>
Usage per 1,000 gallons:			
0 to 643,280 gallons	<u>0 to 482,460 gallons</u>	\$0.5000	\$0.5000
643,281 to 1,447,380 gallons	<u>482,461 to 1,125,740 gallons</u>	\$4.4745	\$4.4745
1,447,381 to 2,733,940 gallons	<u>1,125,741 to 2,733,940 gallons</u>	\$5.1562	<u>\$6.0062</u>
2,733,941 gallons and over		\$8.5224	<u>\$10.5724</u>

NOTE: 100 cubic feet (ccf) equals 748 gallons

Non-Residential: a retail customer/account consisting of business, commercial, industrial use, or any combination thereof

**MIAMI-DADE WATER AND SEWER DEPARTMENT
SCHEDULE OF RATES**

NON-RESIDENTIAL CUSTOMERS

WATER		<u>Effective</u>	<u>Proposed</u>
<u>Monthly</u>		<u>October 1, 2018</u>	<u>October 1, 2019</u>
Meter Charge:		Monthly Charge	
Meter Size			
14"		\$1,980.07	\$1,980.07
Flow Rate All Usage:		Monthly Charge	
Usage per 100 cubic feet (ccf):			
0 to 1,600 ccf	<u>0 to 1,200 ccf</u>	\$0.3740	\$0.3740
1,601 to 3,600 ccf	<u>1,201 to 2,800 ccf</u>	\$3.3469	\$3.3469
3,601 to 6,800 ccf	<u>2,801 to 6,800 ccf</u>	\$3.8568	<u>\$4.4926</u>
6,801 ccf and over		\$6.3748	<u>\$7.9082</u>
Usage per 1,000 gallons:			
0 to 1,196,800 gallons	<u>0 to 897,600 gallons</u>	\$0.5000	\$0.5000
1,196,801 to 2,692,800 gallons	<u>897,601 to 2,094,400 gallons</u>	\$4.4745	\$4.4745
2,692,801 to 5,086,400 gallons	<u>2,094,401 to 5,086,400 gallons</u>	\$5.1562	<u>\$6.0062</u>
5,086,401 gallons and over		\$8.5224	<u>\$10.5724</u>
Meter Charge:		Monthly Charge	
Meter Size			
16"		\$2,722.61	\$2,722.61
Flow Rate All Usage:		Monthly Charge	
Usage per 100 cubic feet (ccf):			
0 to 2,200 ccf	<u>0 to 1,650 ccf</u>	\$0.3740	\$0.3740
2,201 to 4,950 ccf	<u>1,651 to 3,850 ccf</u>	\$3.3469	\$3.3469
4,951 to 9,350 ccf	<u>3,851 to 9,350 ccf</u>	\$3.8568	<u>\$4.4926</u>
9,351 ccf and over		\$6.3748	<u>\$7.9082</u>
Usage per 1,000 gallons:			
0 to 1,645,600 gallons	<u>0 to 1,234,200 gallons</u>	\$0.5000	\$0.5000
1,645,601 to 3,702,600 gallons	<u>1,234,201 to 2,879,800 gallons</u>	\$4.4745	\$4.4745
3,702,601 to 6,993,800 gallons	<u>2,879,801 to 6,993,800 gallons</u>	\$5.1562	<u>\$6.0062</u>
6,993,801 gallons and over		\$8.5224	<u>\$10.5724</u>

NOTE: 100 cubic feet (ccf) equals 748 gallons

Non-Residential: a retail customer/account consisting of business, commercial, industrial use, or any combination thereof

**MIAMI-DADE WATER AND SEWER DEPARTMENT
SCHEDULE OF RATES**

NON-RESIDENTIAL CUSTOMERS

WATER		<u>Effective</u>	<u>Proposed</u>
<u>Quarterly</u>		<u>October 1, 2018</u>	<u>October 1, 2019</u>
Meter Charge:		Quarterly Charge	
Meter Size			
5/8"		\$9.60	\$9.60
Flow Rate All Usage:		Quarterly Charge	
Usage per 100 cubic feet (ccf):			
0 to 12 ccf	<u>0 to 9 ccf</u>	\$0.3740	\$0.3740
13 to 27 ccf	<u>10 to 21 ccf</u>	\$3.3469	\$3.3469
28 to 51 ccf	<u>22 to 51 ccf</u>	\$3.8568	<u>\$4.4926</u>
52 ccf and over		\$6.3748	<u>\$7.9082</u>
Usage per 1,000 gallons:			
0 to 8,976 gallons	<u>0 to 6,732 gallons</u>	\$0.5000	\$0.5000
8,977 to 20,196 gallons	<u>6,733 to 15,708 gallons</u>	\$4.4745	\$4.4745
20,197 to 38,148 gallons	<u>15,709 to 38,148 gallons</u>	\$5.1562	<u>\$6.0062</u>
38,149 gallons and over		\$8.5224	<u>\$10.5724</u>
Meter Charge:		Quarterly Charge	
Meter Size			
1"		\$37.14	\$37.14
Flow Rate All Usage:		Quarterly Charge	
Usage per 100 cubic feet (ccf):			
0 to 30 ccf	<u>0 to 24 ccf</u>	\$0.3740	\$0.3740
31 to 68 ccf	<u>25 to 54 ccf</u>	\$3.3469	\$3.3469
69 to 128 ccf	<u>55 to 129 ccf</u>	\$3.8568	<u>\$4.4926</u>
129 ccf and over	<u>130 ccf and over</u>	\$6.3748	<u>\$7.9082</u>
Usage per 1,000 gallons:			
0 to 22,440 gallons	<u>0 to 17,952 gallons</u>	\$0.5000	\$0.5000
22,441 to 50,490 gallons	<u>17,953 to 40,392 gallons</u>	\$4.4745	\$4.4745
50,491 to 95,370 gallons	<u>40,393 to 96,492 gallons</u>	\$5.1562	<u>\$6.0062</u>
95,371 gallons and over	<u>96,493 gallons and over</u>	\$8.5224	<u>\$10.5724</u>

NOTE: 100 cubic feet (ccf) equals 748 gallons

Non-Residential: a retail customer/account consisting of business, commercial, industrial use, or any combination thereof

**MIAMI-DADE WATER AND SEWER DEPARTMENT
SCHEDULE OF RATES**

NON-RESIDENTIAL CUSTOMERS

WATER		<u>Effective</u>	<u>Proposed</u>
<u>Quarterly</u>		<u>October 1, 2018</u>	<u>October 1, 2019</u>
Meter Charge:		Quarterly Charge	
Meter Size			
1.5"		\$74.28	\$74.28
Flow Rate All Usage:		Quarterly Charge	
Usage per 100 cubic feet (ccf):			
0 to 60 ccf	<u>0 to 45 ccf</u>	\$0.3740	\$0.3740
61 to 135 ccf	<u>46 to 105 ccf</u>	\$3.3469	\$3.3469
136 to 255 ccf	<u>106 to 255 ccf</u>	\$3.8568	<u>\$4.4926</u>
256 ccf and over		\$6.3748	<u>\$7.9082</u>
Usage per 1,000 gallons:			
0 to 44,880 gallons	<u>0 to 33,660 gallons</u>	\$0.5000	\$0.5000
44,881 to 100,980 gallons	<u>33,661 to 78,540 gallons</u>	\$4.4745	\$4.4745
100,981 to 190,740 gallons	<u>78,541 to 190,740 gallons</u>	\$5.1562	<u>\$6.0062</u>
190,741 gallons and over		\$8.5224	<u>\$10.5724</u>
Meter Charge:		Quarterly Charge	
Meter Size			
2"		\$118.80	\$118.80
Flow Rate All Usage:		Quarterly Charge	
Usage per 100 cubic feet (ccf):			
0 to 96 ccf	<u>0 to 72 ccf</u>	\$0.3740	\$0.3740
97 to 216 ccf	<u>73 to 168 ccf</u>	\$3.3469	\$3.3469
217 to 408 ccf	<u>169 to 408 ccf</u>	\$3.8568	<u>\$4.4926</u>
409 ccf and over		\$6.3748	<u>\$7.9082</u>
Usage per 1,000 gallons:			
0 to 71,808 gallons	<u>0 to 53,856 gallons</u>	\$0.5000	\$0.5000
71,809 to 161,568 gallons	<u>53,857 to 125,664 gallons</u>	\$4.4745	\$4.4745
161,569 to 305,184 gallons	<u>125,665 to 305,184 gallons</u>	\$5.1562	<u>\$6.0062</u>
305,185 gallons and over		\$8.5224	<u>\$10.5724</u>

NOTE: 100 cubic feet (ccf) equals 748 gallons

Non-Residential: a retail customer/account consisting of business, commercial, industrial use, or any combination thereof ~~or mixed use~~

**MIAMI-DADE WATER AND SEWER DEPARTMENT
SCHEDULE OF RATES**

NON-RESIDENTIAL CUSTOMERS

WATER		<u>Effective</u>	<u>Proposed</u>
<u>Quarterly</u>		<u>October 1, 2018</u>	<u>October 1, 2019</u>
Meter Charge:		Quarterly Charge	
Meter Size			
3"		\$237.63	\$237.63
Flow Rate All Usage:		Quarterly Charge	
Usage per 100 cubic feet (ccf):			
0 to 192 ccf	<u>0 to 144 ccf</u>	\$0.3740	\$0.3740
193 to 432 ccf	<u>145 to 336 ccf</u>	\$3.3469	\$3.3469
433 to 816 ccf	<u>337 to 816 ccf</u>	\$3.8568	<u>\$4.4926</u>
817 ccf and over		\$6.3748	<u>\$7.9082</u>
Usage per 1,000 gallons:			
0 to 143,616 gallons	0 to 107,712 gallons	\$0.5000	\$0.5000
143,617 to 323,136 gallons	107,713 to 251,328 gallons	\$4.4745	\$4.4745
323,137 to 610,368 gallons	251,329 to 610,368 gallons	\$5.1562	<u>\$6.0062</u>
610,369 gallons and over		\$8.5224	<u>\$10.5724</u>
Meter Charge:		Quarterly Charge	
Meter Size			
4"		\$371.28	\$371.28
Flow Rate All Usage:		Quarterly Charge	
Usage per 100 cubic feet (ccf):			
0 to 300 ccf	<u>0 to 225 ccf</u>	\$0.3740	\$0.3740
301 to 675 ccf	<u>226 to 525 ccf</u>	\$3.3469	\$3.3469
676 to 1,275 ccf	<u>526 to 1,275 ccf</u>	\$3.8568	<u>\$4.4926</u>
1,276 ccf and over		\$6.3748	<u>\$7.9082</u>
Usage per 1,000 gallons:			
0 to 224,400 gallons	<u>0 to 168,300 gallons</u>	\$0.5000	\$0.5000
224,401 to 504,900 gallons	<u>168,301 to 392,700 gallons</u>	\$4.4745	\$4.4745
504,901 to 953,700 gallons	<u>392,701 to 953,700 gallons</u>	\$5.1562	<u>\$6.0062</u>
953,701 gallons and over		\$8.5224	<u>\$10.5724</u>

NOTE: 100 cubic feet (ccf) equals 748 gallons

Non-Residential: a retail customer/account consisting of business, commercial, industrial use, or any combination thereof

**MIAMI-DADE WATER AND SEWER DEPARTMENT
SCHEDULE OF RATES**

NON-RESIDENTIAL CUSTOMERS

WATER		<u>Effective</u>	<u>Proposed</u>
<u>Quarterly</u>		<u>October 1, 2018</u>	<u>October 1, 2019</u>
Meter Charge:		Quarterly Charge	
Meter Size			
6"		\$742.50	\$742.50
Flow Rate All Usage:		Quarterly Charge	
Usage per 100 cubic feet (ccf):			
0 to 600 ccf	<u>0 to 450 ccf</u>	\$0.3740	\$0.3740
601 to 1,350 ccf	<u>451 to 1,050 ccf</u>	\$3.3469	\$3.3469
1,351 to 2,550 ccf	<u>1,051 to 2,550 ccf</u>	\$3.8568	<u>\$4.4926</u>
2,551 ccf and over		\$6.3748	<u>\$7.9082</u>
Usage per 1,000 gallons:			
0 to 448,800 gallons	<u>0 to 336,600 gallons</u>	\$0.5000	\$0.5000
448,801 to 1,009,800 gallons	<u>336,601 to 785,400 gallons</u>	\$4.4745	\$4.4745
1,009,801 to 1,907,400 gallons	<u>785,401 to 1,907,400 gallons</u>	\$5.1562	<u>\$6.0062</u>
1,907,401 gallons and over		\$8.5224	<u>\$10.5724</u>
Meter Charge:		Quarterly Charge	
Meter Size			
8"		\$1,188.06	\$1,188.06
Flow Rate All Usage:		Quarterly Charge	
Usage per 100 cubic feet (ccf):			
0 to 960 ccf	<u>0 to 720 ccf</u>	\$0.3740	\$0.3740
961 to 2,160 ccf	<u>721 to 1,680 ccf</u>	\$3.3469	\$3.3469
2,161 to 4,080 ccf	<u>1,681 to 4,080 ccf</u>	\$3.8568	<u>\$4.4926</u>
4,081 ccf and over		\$6.3748	<u>\$7.9082</u>
Usage per 1,000 gallons:			
0 to 718,080 gallons	<u>0 to 538,560 gallons</u>	\$0.5000	\$0.5000
718,081 to 1,615,680 gallons	<u>538,561 to 1,256,640 gallons</u>	\$4.4745	\$4.4745
1,615,681 to 3,051,840 gallons	<u>1,256,641 to 3,051,840 gallons</u>	\$5.1562	<u>\$6.0062</u>
3,051,841 gallons and over		\$8.5224	<u>\$10.5724</u>

NOTE: 100 cubic feet (ccf) equals 748 gallons

Non-Residential: a retail customer/account consisting of business, commercial, industrial use, or any combination thereof

**MIAMI-DADE WATER AND SEWER DEPARTMENT
SCHEDULE OF RATES**

NON-RESIDENTIAL CUSTOMERS

WATER		<u>Effective</u>	<u>Proposed</u>
<u>Quarterly</u>		<u>October 1, 2018</u>	<u>October 1, 2019</u>
Meter Charge:		Quarterly Charge	
Meter Size			
10"		\$1,707.84	\$1,707.84
Flow Rate All Usage:		Quarterly Charge	
Usage per 100 cubic feet (ccf):			
0 to 1,380 ccf	<u>0 to 1,035 ccf</u>	\$0.3740	\$0.3740
1,381 to 3,105 ccf	<u>1,036 to 2,415 ccf</u>	\$3.3469	\$3.3469
3,106 to 5,865 ccf	<u>2,416 to 5,865 ccf</u>	\$3.8568	<u>\$4.4926</u>
5,866 ccf and over		\$6.3748	<u>\$7.9082</u>
Usage per 1,000 gallons:			
0 to 1,032,240 gallons	<u>0 to 774,180 gallons</u>	\$0.5000	\$0.5000
1,032,241 to 2,322,540 gallons	<u>774,181 to 1,806,420 gallons</u>	\$4.4745	\$4.4745
2,322,541 to 4,387,020 gallons	<u>2,322,541 to 4,387,020 gallons</u>	\$5.1562	<u>\$6.0062</u>
4,387,021 gallons and over		\$8.5224	<u>\$10.5724</u>
Meter Charge:		Quarterly Charge	
Meter Size			
12"		\$3,192.90	\$3,192.90
Flow Rate All Usage:		Quarterly Charge	
Usage per 100 cubic feet (ccf):			
0 to 2,580 ccf	<u>0 to 1,935 ccf</u>	\$0.3740	\$0.3740
2,581 to 5,805 ccf	<u>1,936 to 4,515 ccf</u>	\$3.3469	\$3.3469
5,806 to 10,965 ccf	<u>4,516 to 10,965 ccf</u>	\$3.8568	<u>\$4.4926</u>
10,966 ccf and over		\$6.3748	<u>\$7.9082</u>
Usage per 1,000 gallons:			
0 to 1,929,840 gallons	<u>0 to 1,447,380 gallons</u>	\$0.5000	\$0.5000
1,929,841 to 4,342,140 gallons	<u>1,447,381 to 3,377,220 gallons</u>	\$4.4745	\$4.4745
4,342,141 to 8,201,820 gallons	<u>3,377,221 to 8,201,820 gallons</u>	\$5.1562	<u>\$6.0062</u>
8,201,821 gallons and over		\$8.5224	<u>\$10.5724</u>

NOTE: 100 cubic feet (ccf) equals 748 gallons

Non-Residential: a retail customer/account consisting of business, commercial, industrial use, or any combination thereof

**MIAMI-DADE WATER AND SEWER DEPARTMENT
SCHEDULE OF RATES**

NON-RESIDENTIAL CUSTOMERS

WATER		<u>Effective</u>	<u>Proposed</u>
<u>Quarterly</u>		<u>October 1, 2018</u>	<u>October 1, 2019</u>
Meter Charge:		Quarterly Charge	
Meter Size			
14"		\$5,940.21	\$5,940.21
Flow Rate All Usage:		Quarterly Charge	
Usage per 100 cubic feet (ccf):			
0 to 4,800 ccf	<u>0 to 3,600 ccf</u>	\$0.3740	\$0.3740
4,801 to 10,800 ccf	<u>3,601 to 8,400 ccf</u>	\$3.3469	\$3.3469
10,801 to 20,400 ccf	<u>8,401 to 20,400 ccf</u>	\$3.8568	<u>\$4.4926</u>
20,401 ccf and over		\$6.3748	<u>\$7.9082</u>
Usage per 1,000 gallons:			
0 to 3,590,400 gallons	<u>0 to 2,692,800 gallons</u>	\$0.5000	\$0.5000
3,590,401 to 8,078,400 gallons	<u>2,692,801 to 6,283,200 gallons</u>	\$4.4745	\$4.4745
8,078,401 to 15,259,200 gallons	<u>6,283,201 to 15,259,200 gallons</u>	\$5.1562	<u>\$6.0062</u>
15,259,201 gallons and over		\$8.5224	<u>\$10.5724</u>
Meter Charge:		Quarterly Charge	
Meter Size			
16"		\$8,167.83	\$8,167.83
Flow Rate All Usage:		Quarterly Charge	
Usage per 100 cubic feet (ccf):			
0 to 6,600 ccf	<u>0 to 4,950 ccf</u>	\$0.3740	\$0.3740
6,601 to 14,850 ccf	<u>4,951 to 11,550 ccf</u>	\$3.3469	\$3.3469
14,851 to 28,050 ccf	<u>11,551 to 28,050 ccf</u>	\$3.8568	<u>\$4.4926</u>
28,051 ccf and over		\$6.3748	<u>\$7.9082</u>
Usage per 1,000 gallons:			
0 to 4,936,800 gallons	<u>0 to 3,702,600 gallons</u>	\$0.5000	\$0.5000
4,936,801 to 11,107,800 gallons	<u>3,702,601 to 8,639,400 gallons</u>	\$4.4745	\$4.4745
11,107,801 to 20,981,400 gallons	<u>8,639,401 to 20,981,400 gallons</u>	\$5.1562	<u>\$6.0062</u>
20,981,401 gallons and over		\$8.5224	<u>\$10.5724</u>

NOTE: 100 cubic feet (ccf) equals 748 gallons

Non-Residential: a retail customer/account consisting of business, commercial, industrial use, or any combination thereof

**MIAMI-DADE WATER AND SEWER DEPARTMENT
SCHEDULE OF RATES**

RESIDENTIAL CUSTOMERS

WASTEWATER DISPOSAL

Monthly

**Effective
October 1, 2018**

**Proposed
October 1, 2019**

Base Facility Charge (based on water meter size):
(*Base Facility Charge is based on water meter size*)

Monthly Charge

Meter Size

5/8" plus 2,244 gallons (3ccf)	\$5.05	\$6.83
1" plus 2,244 gallons (3ccf)	\$17.07	\$18.85
1.5" plus 2,244 gallons (3ccf)	\$34.14	\$35.92
2" plus 2,244 gallons (3ccf)	\$54.63	\$56.41
3" plus 2,244 gallons (3ccf)	\$109.23	\$111.01
4"	\$170.68	
6"	\$341.38	
8"	\$546.20	
10"	\$785.16	
12"	\$1,467.92	
14"	\$2,731.02	
16"	\$3,755.15	

Flow Rate All Usage:

Monthly Charge

Usage per 100 cubic feet (ccf):

0 to 3 ccf	\$1.3838	
4 ccf and over	\$6.3376	\$6.3376

Usage per 1,000 gallons:

0 to 2,244 gallons	\$1.8500	
2,245 gallons and over	\$8.4727	\$8.4727

NOTE: 100 cubic feet (ccf) equals 748 gallons

Residential: a retail customer/account consisting of a single family residence or duplex being served by a common meter

**MIAMI-DADE WATER AND SEWER DEPARTMENT
SCHEDULE OF RATES**

RESIDENTIAL CUSTOMERS

WASTEWATER DISPOSAL

Quarterly

**Effective
October 1, 2018**

**Proposed
October 1, 2019**

Base Facility Charge (based on water meter size):
(*Base Facility Charge is based on water meter size*)

Quarterly Charge

5/8" plus 6,732 gallons (9ccf)	\$15.15	\$20.50
1" plus 6,732 gallons (9ccf)	\$51.21	\$56.56
1.5" plus 6,732 gallons (9ccf)	\$102.42	\$107.77
2" plus 6,732 gallons (9ccf)	\$163.89	\$169.24
3" plus 6,732 gallons (9ccf)	\$327.69	\$333.04
—4"	\$512.04	
—6"	\$1,024.14	
—8"	\$1,638.60	
—10"	\$2,355.48	
—12"	\$4,403.76	
—14"	\$8,193.06	
—16"	\$11,265.45	

Flow Rate All Usage:

Quarterly Charge

Usage per 100 cubic feet (ccf):

0 to 12 ccf	\$1.3838	
13 ccf and over	\$6.3376	\$6.3376

Usage per 1,000 gallons:

0 to 8,976 gallons	\$1.8500	
8,977 gallons	\$8.4727	\$8.4727

NOTE: 100 cubic feet (ccf) equals 748 gallons

Residential: a retail customer/account consisting of a single family residence or duplex being served by a common meter

**MIAMI-DADE WATER AND SEWER DEPARTMENT
SCHEDULE OF RATES**

MULTI-FAMILY DWELLINGS (MFD)

WASTEWATER DISPOSAL	<u>Effective</u>	<u>Proposed</u>
<u>Monthly</u>	<u>October 1, 2018</u>	<u>October 1, 2019</u>
Base Facility Charge: <u>based on water meter size; applied per unit</u> (Base Facility Charge is based on water meter size)		Monthly Charge
5/8" to 16" <u>plus 2,244 gallons (3ccf):</u> (Base Facility Charge will be applied per unit)	\$4.80	<u>\$6.58</u>
Flow Rate All Usage Per Unit:		Monthly Charge
Usage per 100 cubic feet (ccf):		
0 to 3 ccf	\$1.3838	
4 ccf and over	\$6.3376	\$6.3376
Usage per 1,000 gallons:		
0 to 2,244 gallons	\$1.8500	
2,245 gallons and over	\$8.4727	\$8.4727

NOTE: 100 cubic feet (ccf) equals 748 gallons

Multi-family: a retail customer/account consisting of more than two residential customers served by a common meter(s)

**MIAMI-DADE WATER AND SEWER DEPARTMENT
SCHEDULE OF RATES**

MULTI-FAMILY DWELLINGS (MFD)

WASTEWATER DISPOSAL

Quarterly

**Effective
October 1, 2018**

**Proposed
October 1, 2019**

Base Facility Charge: based on water meter size; applied per unit
(~~Base Facility Charge is based on water meter size~~)

Quarterly Charge

5/8" to 16" plus 6,732 gallons (9ccf):

\$14.40

\$19.74

(~~Base Facility Charge will be applied per unit~~)

Flow Rate All Usage Per Unit:

Quarterly Charge

Usage per 100 cubic feet (ccf):

~~0 to 12 ccf~~

~~\$1.3838~~

~~13 ccf and over~~

10 ccf and over

\$6.3376

\$6.3376

Usage per 1,000 gallons:

~~0 to 8,976 gallons~~

~~\$1.8500~~

~~8,977 gallons~~

6,733 gallons and over

\$8.4727

\$8.4727

NOTE: 100 cubic feet (ccf) equals 748 gallons

Multi-family: a retail customer/account consisting of more than two residential customers served by a common meter(s)

**MIAMI-DADE WATER AND SEWER DEPARTMENT
SCHEDULE OF RATES**

MIXED-USE BUILDINGS

WASTEWATER DISPOSAL

Monthly

**Effective
October 1, 2018**

**Proposed
October 1, 2019**

Base Facility Charge: based on water meter size; applied per billing unit

Monthly Charge

(Base Facility Charge plus 2,244 gallons (3ccf) is based on water meter size)

Base Facility Charge will be applied per billing unit

5/8" to 1.5" plus 2,244 gallons (3ccf)

\$8.75

\$10.53

2" plus 2,244 gallons (3ccf)

\$10.94

\$12.72

3" plus 2,244 gallons (3ccf)

\$17.88

\$19.66

4" to 6" plus 2,244 gallons (3ccf)

\$19.50

\$21.28

8" plus 2,244 gallons (3ccf)

\$21.13

\$22.91

10" plus 2,244 gallons (3ccf)

\$21.94

\$23.72

Flow Rate All Usage Per Billing Unit:

Monthly Charge

Usage per 100 cubic feet (ccf):

~~0 to 4 ccf~~

~~\$1.3838~~

~~5 ccf and over~~

4 ccf and over

\$6.3376

\$6.3376

Usage per 1,000 gallons:

~~0 to 2,992 gallons~~

~~\$1.8500~~

~~2,993 gallons and over~~

2,245 gallons and over

\$8.4727

\$8.4727

NOTE: 100 cubic feet (ccf) equals 748 gallons

MIXED USE: a retail customer/account consisting of more than two residential dwellings and non-residential activities served by a common meter in which permit application was submitted prior to October 1, 2016 (Ordinance No. 16-107)

BILLING UNIT: each residential unit within a mixed-use building shall be treated as one billing unit. All non-residential units within a mixed-use building shall collectively be treated as one billing unit.

**MIAMI-DADE WATER AND SEWER DEPARTMENT
SCHEDULE OF RATES**

MIXED-USE BUILDINGS

WASTEWATER DISPOSAL

Quarterly

**Effective
October 1, 2018**

**Proposed
October 1, 2019**

Base Facility Charge: based on water meter size; applied per billing unit

Quarterly Charge

(Base Facility Charge is based on water meter size)

Base Facility Charge will be applied per billing unit

5/8" to 1.5" plus 6,732 gallons (9ccf)

\$26.25

\$31.59

2" plus 6,732 gallons (9ccf)

\$32.82

\$38.16

3" plus 6,732 gallons (9ccf)

\$53.64

\$58.98

4" to 6" plus 6,732 gallons (9ccf)

\$58.50

\$63.84

8" plus 6,732 gallons (9ccf)

\$63.39

\$68.73

10" plus 6,732 gallons (9ccf)

\$65.82

\$71.16

Flow Rate All Usage Per Billing Unit:

Quarterly Charge

Usage per 100 cubic feet (ccf):

~~0 to 12 ccf~~

~~\$1.3838~~

~~13 ccf and over~~

10 ccf and over

\$6.3376

\$6.3376

Usage per 1,000 gallons:

~~0 to 8,976 gallons~~

~~\$1.8500~~

~~8,977 gallons and over~~

6,733 gallons and over

\$8.4727

\$8.4727

NOTE: 100 cubic feet (ccf) equals 748 gallons

MIXED USE: a retail customer/account consisting of more than two residential dwellings and non-residential activities served by a common meter in which permit application was submitted prior to October 1, 2016 (Ordinance No. 16-107)

BILLING UNIT: each residential unit within a mixed-use building shall be treated as one billing unit. All non-residential units within a mixed-use building shall collectively be treated as one billing unit.

**MIAMI-DADE WATER AND SEWER DEPARTMENT
SCHEDULE OF RATES**

NON-RESIDENTIAL CUSTOMER

WASTEWATER DISPOSAL

Monthly

**Effective
October 1, 2018**

**Proposed
October 1, 2019**

Base Facility Charge based on water meter size
(~~Base Facility Charge is based on water meter size~~)

Monthly Charge

5/8"		\$5.05	\$5.05
1"		\$17.07	\$17.07
1.5"		\$34.14	\$34.14
2"		\$54.63	\$54.63
3"		\$109.23	\$109.23
4"		\$170.68	\$170.68
6"		\$341.38	\$341.38
8"		\$546.20	\$546.20
10"		\$785.16	\$785.16
12"		\$1,467.92	\$1,467.92
14"		\$2,731.02	\$2,731.02
16"		\$3,755.15	\$3,755.15

Flow Rate All Usage:

Monthly Charge

Usage per 100 cubic feet (ccf):

0 to 4 ccf	<u>0 to 3 ccf</u>	\$1.3838	\$1.3838
5 ccf and over	<u>4 ccf and over</u>	\$6.3376	\$6.3376

Usage per 1,000 gallons:

0 to 2,992 gallons	<u>0 to 2,244 gallons</u>	\$1.8500	\$1.8500
2,993 gallons and over	<u>2,245 gallons and over</u>	\$8.4727	\$8.4727

NOTE: 100 cubic feet (ccf) equals 748 gallons

Non-Residential: a retail customer/account consisting of business, commercial, industrial use, or any combination thereof, including dewatering

**MIAMI-DADE WATER AND SEWER DEPARTMENT
SCHEDULE OF RATES**

NON-RESIDENTIAL CUSTOMER

WASTEWATER DISPOSAL**Quarterly**

Effective
October 1, 2018

Proposed
October 1, 2019

Base Facility Charge: based on water meter size
(~~Base Facility Charge is based on water meter size~~)

Quarterly Charge

5/8"	\$15.15	\$15.15
1"	\$51.21	\$51.21
1.5"	\$102.42	\$102.42
2"	\$163.89	\$163.89
3"	\$327.69	\$327.69
4"	\$512.04	\$512.04
6"	\$1,024.14	\$1,024.14
8"	\$1,638.60	\$1,638.60
10"	\$2,355.48	\$2,355.48
12"	\$4,403.76	\$4,403.76
14"	\$8,193.06	\$8,193.06
16"	\$11,265.45	\$11,265.45

Flow Rate All Usage:

Quarterly Charge

Usage per 100 cubic feet (ccf):

0 to 12 ccf	<u>0 to 9 ccf</u>	\$1.3838	\$1.3838
13 ccf and over	<u>10 ccf and over</u>	\$6.3376	\$6.3376

Usage per 1,000 gallons:

0 to 8,976 gallons	<u>0 to 6,732 gallons</u>	\$1.8500	\$1.8500
8,977 gallons and over	<u>6,733 gallons and over</u>	\$8.4727	\$8.4727

NOTE: 100 cubic feet (ccf) equals 748 gallons

Non-Residential: a retail customer/account consisting of business, commercial, industrial use, or any combination thereof, including dewatering

**MIAMI-DADE WATER AND SEWER DEPARTMENT
SCHEDULE OF RATES**

WHOLESALE CUSTOMERS

	<u>Effective</u> <u>October 1, 2018</u>	<u>Proposed</u> <u>October 1, 2019</u>
WATER		
Wholesale Customers:		
Flow Rate Per 1,000 gallons	\$1.7628	<u>\$1.6904</u>
 WASTEWATER		
Rates for Wet Season (May 1 to October 31 Annually)		
Flow Rate Per 1,000 gallons	\$3.4804	<u>\$3.5948</u>
Rates for Dry Season (November 1 to April 30 Annually)		
Flow Rate Per 1,000 gallons	\$2.7070	<u>\$2.7960</u>

**MIAMI-DADE WATER AND SEWER DEPARTMENT
SCHEDULE OF RATES**

RESIDENTIAL, MULTI-FAMILY DWELLINGS, MIXED-USE BUILDINGS, AND NON-RESIDENTIAL CUSTOMERS

WATER

Effective
October 1, 2018

Proposed
October 1, 2019

Miami-Dade County (MDC) Water Conservation Surcharge:

(During South Florida Water Management District (SFWMD) water restrictions, flow usage rate of the fourth tier will be priced as follows):

RESIDENTIAL, MULTI-FAMILY DWELLINGS, AND MIXED-USE BUILDINGS

Usage Flows Starting on 4th Rate Block per 100 cubic feet (ccf):

Permanent or Phase I of Water Restrictions Imposed by (SFWMD)	\$6.3748	<u>\$6.1411</u>
Phase II of Water Restrictions Imposed by (SFWMD)	\$7.6497	<u>\$7.3693</u>
Phase III of Water Restrictions Imposed by (SFWMD)	\$8.9247	<u>\$8.5975</u>
Phase IV of Water Restrictions Imposed by (SFWMD)	\$10.1996	<u>\$9.8257</u>

Usage Flows Starting on 4th Rate Block per 1,000 gallons (gal):

Permanent or Phase I of Water Restrictions Imposed by (SFWMD)	\$8.5224	<u>\$8.2099</u>
Phase II of Water Restrictions Imposed by (SFWMD)	\$10.2269	<u>\$9.8519</u>
Phase III of Water Restrictions Imposed by (SFWMD)	\$11.9314	<u>\$11.4939</u>
Phase IV of Water Restrictions Imposed by (SFWMD)	\$13.6358	<u>\$13.1358</u>

NON-RESIDENTIAL

Usage Flows Starting on 4th Rate Block per 100 cubic feet (ccf):

<u>Permanent or Phase I of Water Restrictions Imposed by (SFWMD)</u>	<u>\$7.9082</u>
<u>Phase II of Water Restrictions Imposed by (SFWMD)</u>	<u>\$9.4898</u>
<u>Phase III of Water Restrictions Imposed by (SFWMD)</u>	<u>\$11.0715</u>
<u>Phase IV of Water Restrictions Imposed by (SFWMD)</u>	<u>\$12.6531</u>

Usage Flows Starting on 4th Rate Block per 1,000 gallons (gal):

<u>Permanent or Phase I of Water Restrictions Imposed by (SFWMD)</u>	<u>\$10.5724</u>
<u>Phase II of Water Restrictions Imposed by (SFWMD)</u>	<u>\$12.6869</u>
<u>Phase III of Water Restrictions Imposed by (SFWMD)</u>	<u>\$14.8014</u>
<u>Phase IV of Water Restrictions Imposed by (SFWMD)</u>	<u>\$16.9158</u>

Miami Springs System Improvement Surcharge	22.58%	22.58%
--	--------	--------

WASTEWATER

Miami Springs System Improvement Surcharge	45.27%	45.27%
--	--------	--------

**MIAMI-DADE WATER AND SEWER DEPARTMENT
SCHEDULE OF WATER FEES AND CHARGES**

WATER

**Effective
October 1, 2018**

**Proposed
October 1, 2019**

1. Oversizing Credits

Pipe Size	Credit Per Linear Foot	Credit Per Each Butterfly Valve	Credit Per Linear Foot	Credit Per Each Butterfly Valve
8" to 12"	(\$9.00)	(\$470.00)	(\$9.00)	(\$470.00)
8" to 16"	(\$19.00)	(\$3,197.00)	(\$19.00)	(\$3,197.00)
8" to 20"	(\$31.00)	(\$7,415.00)	(\$31.00)	(\$7,415.00)
8" to 24"	(\$44.00)	(\$8,256.00)	(\$44.00)	(\$8,256.00)
8" to 30"	(\$81.00)	(\$19,722.00)	(\$81.00)	(\$19,722.00)
8" to 36"	(\$93.00)	(\$24,742.00)	(\$93.00)	(\$24,742.00)
12" to 16"	(\$11.00)	(\$2,728.00)	(\$11.00)	(\$2,728.00)
12" to 20"	(\$23.00)	(\$6,946.00)	(\$23.00)	(\$6,946.00)
12" to 24"	(\$36.00)	(\$7,787.00)	(\$36.00)	(\$7,787.00)
12" to 30"	(\$61.00)	(\$19,253.00)	(\$61.00)	(\$19,253.00)
12" to 36"	(\$84.00)	(\$24,273.00)	(\$84.00)	(\$24,273.00)

2. Developer Payment/Credit for New Water Service Installation for Existing Property Use

Pipe Size		
1"	(\$1,800.00)	(\$1,800.00)
2"	(\$2,500.00)	(\$2,500.00)

3. Water Allocation Certification

Initial Certification	\$90.00	\$90.00
Re-Certification	\$30.00	\$30.00

4. Construction Connection Charge

Pipe Size	Rate Per Front Foot	Rate Per Front Foot
8"	\$30.00	\$30.00
12" (12-inch base size only)	\$35.00	\$35.00
16" (16-inch base size only)	\$42.00	\$42.00

5. Service Installation Fees

Service Size		
1" (5/8" meter-twin off or second meter in existing dual box)	\$850.00	\$850.00
1" (single - 5/8" or 1" meter)	\$1,200.00	\$1,200.00
1" (dual - two 5/8" meters)	\$1,700.00	\$1,700.00
2" (single - 2" meter)	\$2,500.00	\$2,500.00
Greater than 2"	Actual Cost	Actual Cost

NOTE: The above fees will apply for all typical service installations. However, the Department reserves the right to charge its actual costs for a typical service installation.

**MIAMI-DADE WATER AND SEWER DEPARTMENT
SCHEDULE OF WATER FEES AND CHARGES**

WATER

Effective
October 1, 2018

Proposed
October 1, 2019

6. Temporary Portable Meter Guarantee Deposit**Meter Size**

1"	\$1,500.00	\$1,500.00
2" and Above	\$2,500.00	\$2,500.00

NOTE: Resolution No. 3281 specifically excludes the above deposits from earning simple interest calculated on guarantee deposits for retail customers.

7. Fire Protection Water Service Rates**Monthly****Quarterly****Monthly****Quarterly****Size of Fire Line Connection**

2"	\$2.25	\$6.75	\$2.25	\$6.75
3"	\$4.00	\$12.00	\$4.00	\$12.00
4"	\$7.00	\$21.00	\$7.00	\$21.00
6"	\$11.50	\$34.50	\$11.50	\$34.50
8"	\$15.00	\$45.00	\$15.00	\$45.00
10"	\$23.00	\$69.00	\$23.00	\$69.00
12"	\$30.00	\$90.00	\$30.00	\$90.00

8. Fire Hydrant Service Charge

Per month	\$0.80	\$0.80
Per quarter	\$2.40	\$2.40

9. Connection Charge Rate

Per average daily gallon	\$1.39	\$1.39
--------------------------	--------	--------

10. Basic Customer Service Fees**A. Deposit**

Residential-based on customer's credit analysis and payment history	\$0.00 to \$100.00	\$0.00 to \$100.00
---	--------------------	--------------------

Commercial - monthly

Amount based on 2.5 times the anticipated monthly billing with a minimum charge of \$50.00

Amount based on 2.5 times the anticipated monthly billing with a minimum charge of \$50.00

Commercial - quarterly

Amount based on 1.5 times the anticipated quarterly billing with a minimum charge of \$50.00

Amount based on 1.5 times the anticipated quarterly billing with a minimum charge of \$50.00

B. Charge for opening or transferring an account on billing system

\$10.00

\$10.00

MIAMI-DADE WATER AND SEWER DEPARTMENT SCHEDULE OF WATER FEES AND CHARGES

WATER		<u>Effective October 1, 2018</u>	<u>Proposed October 1, 2019</u>
C.	Additional charge if a field visit is required to connect the water meter or obtain a water meter reading.	\$35.00	\$35.00
 11. Other Service Fees			
A.	Office investigation of a delinquent account resulting from:		
	Active meter violation	\$30.00	\$30.00
	Returned payment (check, draft, or other order for the payment of money) (F.S. 2005 - 125.0105, 832.08(5)):		
	If face value of payment does not exceed \$50.00	\$25.00	\$25.00
	If face value of payment exceeds \$50.00 but does not exceed \$300.00	\$30.00	\$30.00
	If face value of payment exceeds \$300.00 (or 5% of the face amount of payment, whichever is greater)	\$40.00	\$40.00 (or 5% of the face amount of payment, whichever is greater)
B.	Field attempt visit to collect a payment or deposit or to discontinue water service by cutting or locking service or removing meter and plugging service	\$20.00	\$20.00
C.	Field attempt visit to reconnect a cut-off or locked service or to reinstall a meter	\$35.00	\$35.00
D.	Field visits after initial attempt to read meter, disconnect service, or to inspect backflow prevention device required due to denied access	\$50.00	\$50.00
E.	Customer requested check read	\$12.50	\$12.50
F. E.	Penalty for failure to provide a meter reading or a meter for inspection as required for floating/ temporary portable meters (construction meters)	\$150.00	\$150.00
G. F.	Customer-requested high bill investigation, which does not meet established criteria	\$20.00	\$20.00
H. G.	Charges the Department incurs on behalf of the customer, which shall be passed on to the customer	\$5.00 (minimum charge)	\$5.00 (minimum charge)

**MIAMI-DADE WATER AND SEWER DEPARTMENT
SCHEDULE OF WATER FEES AND CHARGES**

WATER	<u>Effective</u> <u>October 1, 2018</u>	<u>Proposed</u> <u>October 1, 2019</u>
H. Field visit to inspect/verify repairs related to underground leak credits when repairs were not done by a licensed plumber	\$30.00	\$30.00
I. Field visit to check a meter reading or pool credit reading (<u>for each visit</u>)	\$12.50	\$12.50
K. J. Administrative Hearing <u>Charged even if customer fails to appear at hearing and fails to cancel more than seven (7) days before hearing date</u>	\$75.00	\$75.00
12. Customer Requested Submeter Installation		
To cover cost of field inspections, approvals and clerical expenses for establishing future billings	\$50.00	\$50.00
13. Pipe Tapping Charges		
Tap Size		
4"	\$520.00	\$520.00
6"	\$530.00	\$530.00
8"	\$600.00	\$600.00
12"	\$785.00	\$785.00
16"	\$1,555.00	\$1,555.00
20"	\$1,885.00	\$1,885.00
Overtime Charge	\$105.00	\$105.00
NOTE: There will be a \$205.00 charge if Department personnel arrive on a job site and are unable to perform the tapping operation because the contractor has not fulfilled its obligations specified in the Rules and Regulations. No materials shall be furnished by the Department for installation under the prices listed above.		
14. Tailpiece Charge		
Tailpiece Size		
3/4"	\$40.00	\$40.00
1"	\$75.00	\$75.00
2"	\$180.00	\$180.00
15. Certified Meter Test Charge		
In-House Testing		
5/8" and 1" Meters	\$50.00	\$50.00
1 1/2" and 2" Meters	\$85.00	\$85.00
On-Site Testing		
3" through 10" Meters	\$200.00	\$200.00
Third Party Vendor Testing		
5/8" and 1" Meters	\$90.00	\$90.00
1 1/2" and 2" Meters	\$160.00	\$160.00

**MIAMI-DADE WATER AND SEWER DEPARTMENT
SCHEDULE OF WATER FEES AND CHARGES**

WATER

**Effective
October 1, 2018**

**Proposed
October 1, 2019**

16. Municipal Excise Tax on Water Bills

As required by local ordinances, the Department will impose an excise tax on retail sales of water. Exempt from this tax are governmental agencies, houses of public worship and certain consulates.

As required by local ordinances, the Department will impose an excise tax on retail sales of water. Exempt from this tax are governmental agencies, houses of public worship and certain consulates.

17. Permit Fee(s)

As charged to the Department by various governmental agencies.

As charged to the Department by various governmental agencies.

18. Premise Location Certificate

To obtain notification of any actual or potential lien amount attached to a premise location fee per premise address:

Water & Sewer

A. Regular premise location certificate	\$10.00	\$10.00
B. 24-hour premise location certificate	\$20.00	\$20.00

19. Plans Review and Inspection Fees

Plans Review Fees entitles the applicant to an initial plans review, the first rework review, and one final review.

A. Firelines/Services	\$55.00	\$55.00
B. Water Main Extensions		
Up to 500 ft.	\$300.00	\$300.00
501 ft. to 2,000 ft.	\$350.00	\$350.00
Greater than 2,000 ft.	\$350.00	\$350.00
	plus \$0.18 per ft >2,000 ft	plus \$0.18 per ft >2,000 ft
C. 2nd Rework and Thereafter of Plans Review Items above A and B	\$106.59	\$106.59

Renewal of expired approval and revisions
(One year or more after original approval)

Same as original fee

Same as original fee

Special Request to Expedite Plans Review

1st Hour	\$190.00	\$190.00
Each Additional Hour	\$65.00	\$65.00

Revised Plans Review Processing Fee of \$1.25 per each additional minutes for reviews that take longer than 5 minutes.

Single period, two-year extension of approval for qualifying projects pursuant to Ordinance # 11-60	\$79.00	\$79.00
---	---------	---------

Processing fees for the review and approval of plans for code compliance regarding water extension projects, including firelines.

**MIAMI-DADE WATER AND SEWER DEPARTMENT
SCHEDULE OF WATER FEES AND CHARGES**

WATER	<u>Effective</u> <u>October 1, 2018</u>	<u>Proposed</u> <u>October 1, 2019</u>
20. Laboratory Fees for Drinking Water Tests		
<i>Per Sample (Excludes Sample Collection)</i>		
Bacteriology (Membrane Filter)	\$15.00	\$15.00
Bacteriology (Membrane Filter) - <i>After Hours</i>		
<i>Charge to Wholesale Customers</i>	\$40.00	\$40.00
Color	\$10.00	\$10.00
Fluoride	\$20.00	\$20.00
Lead/Copper	\$50.00	\$50.00
Trihalomethanes	\$50.00	\$50.00
Water Quality Parameters	\$60.00	\$60.00
Volatile Organic Contaminants	\$75.00	\$75.00
Nitrate	\$10.00	\$10.00
Nitrite	\$10.00	\$10.00
Alkalinity	\$8.00	\$8.00
Chloride	\$8.00	\$8.00
Calcium	\$6.00	\$6.00
Hardness	\$8.00	\$8.00
Conductivity	\$4.00	\$4.00
Total Dissolved Solids (TDS)	\$6.00	\$6.00
Turbidity	\$8.00	\$8.00
Chlorine Residual	\$10.00	\$10.00
Ammonia - Nitrogen	\$10.00	\$10.00
Dissolved Oxygen	\$6.00	\$6.00
Total Phosphorous	\$10.00	\$10.00
Ortho Phosphate	\$10.00	\$10.00
pH	\$4.00	\$4.00
Sulfate	\$16.00	\$16.00
Total Organic Carbon	\$16.00	\$16.00
Marble	\$25.00	\$25.00
Sodium	\$18.00	\$18.00
Sample Collection Fee		
Per water sample	\$25.00	\$25.00
Fee charged for Department's laboratory sample collection services		
21. Payment for Collection of Lead/Copper Water Test at Customer Tap		
Payment for collection of sample	(\$50.00)	(\$50.00)
Payment by Department to customers in established pool of homes who participate in sample collection for compliance with EPA Lead and Copper Rule (LCR).		

**MIAMI-DADE WATER AND SEWER DEPARTMENT
SCHEDULE OF WATER FEES AND CHARGES**

WATER	<u>Effective</u> <u>October 1, 2018</u>	<u>Proposed</u> <u>October 1, 2019</u>
22. Release of Easement Fees		
A. Release of platted easement rights	\$250.00	\$250.00
B. Conditional consent letter for permission to use easement until required by Department	\$50.00	\$50.00
C. All other release requests	\$500.00	\$500.00
23. Completion of Water and Sewer Verification Form Fees* (See Table 2) <i>(See Section 24-43.1(5) of the Miami-Dade County Code)</i>		
Water Only		
A. Residential (R-A)	\$30.00	\$30.00
B. Multi-family residential (R-B)	\$75.00	\$75.00
C. Non-residential (NR)	\$75.00	\$75.00
Water & Sewer		
A. Residential (R-A)	\$60.00	\$60.00
B. Multi-family residential (R-B)	\$150.00	\$150.00
C. Non-residential (NR)	\$150.00	\$150.00
* No additional process fee will apply to obtain "verification forms" after execution of agreement		
* Single period, two-year extension of approval for qualifying projects pursuant to Ordinance # 11-60	\$79.00	\$79.00
24. Water and Sewer Ordinance Letter		
Water Only		
A. Residential	\$30.00	\$30.00
B. Commercial	\$75.00	\$75.00
Water & Sewer		
A. Residential	\$60.00	\$60.00
B. Commercial	\$150.00	\$150.00
25. Review and Release of Recorded Document Fees (Other Than Easements) <i>(covenants, unities of title, service agreements, warranty deeds)</i>		
A. Water only	\$100.00	\$100.00
B. Water & Sewer	\$150.00	\$150.00
26. Completion of Service Feasibility Questionnaire Fee	\$25.00	\$25.00

**MIAMI-DADE WATER AND SEWER DEPARTMENT
SCHEDULE OF WATER FEES AND CHARGES**

WATER	<u>Effective</u> <u>October 1, 2018</u>	<u>Proposed</u> <u>October 1, 2019</u>
27. Preparation of Service Agreement Fees *		
Water Only		
Residential, multi-family and commercial use	\$100.00	\$100.00
Water & Sewer		
Residential, multi-family and commercial use	\$200.00	\$200.00
* No additional process fee will apply to obtain "verification forms" after execution of agreement		
* Single period, two-year extension of approval for qualifying projects pursuant to Ordinance # 11-60	\$79.00	\$79.00
28. Preparation of Letter of Availability Fees		
A. Water only	\$50.00	\$50.00
B. Water & Sewer	\$100.00	\$100.00
29. Other Recordable Legal Document Fees		
A. Preparation of covenant		
1. Water only	\$25.00	\$25.00
2. Water & Sewer	\$50.00	\$50.00
B. Preparation of unity of title		
1. Water only	\$25.00	\$25.00
2. Water & Sewer	\$50.00	\$50.00
30. Environmental Quality Control Board (EQCB)		
Letter Preparation Fees		
A. Water only	\$35.00	\$35.00
B. Water & Sewer	\$70.00	\$70.00
31. Review of Shop Drawings Fee		
Per shop drawing	\$60.00	\$60.00

Fee charged for the review of shop drawings for Department compliance regarding water valve fittings and taps.

**MIAMI-DADE WATER AND SEWER DEPARTMENT
SCHEDULE OF WATER FEES AND CHARGES**

WATER	<u>Effective</u> <u>October 1, 2018</u>	<u>Proposed</u> <u>October 1, 2019</u>
32. Blueline Prints Requested From As-Builts Fee		
Fee per blueline print	\$5.00	\$5.00
33. Design and Construction Standard Specifications and Details Publication Fee		
Per publication	\$50.00	\$50.00
34. Verification of Underground Water and Sewer Infrastructure Horizontal Location Fee		
Per 100 Linear Feet	\$50.00	\$50.00
Additional Linear Foot	\$0.50	\$0.50
(verification of horizontal location of underground infrastructure as shown on As-Builts)		
35. Safety and Rescue Training Course Fees		
Water & Sewer		
A. Confined space entry (24 hours)	\$450.00	\$450.00
B. Hazardous material technician and incident command class (40 hours)	\$550.00	\$550.00
C. Hazwoper training (40 hours)	\$550.00	\$550.00
D. Air monitoring (16 hours)	\$150.00	\$150.00
E. Excavation safety (Trenching & shoring, 16 hours)	\$250.00	\$250.00
F. Fall protection/scaffolding (16 hours)	\$250.00	\$250.00
G. Electrical safety (16 hours)	\$500.00	\$500.00
H. Respiratory protection (40 hours)	\$450.00	\$450.00
NOTE: The revenues from the above course fees are allocated to the water and wastewater funds.		
36. Floating Meters/Temporary Portable Meters/ Damaged/Cleaning Fees		
Meter Size		
1"	\$72.00	\$72.00
2"	\$125.00	\$125.00
3" and above	\$140.00	\$140.00
37. Floating Meters/Temporary Portable Meters		
Charge to read a floating meter in the field.	\$50.00	\$50.00

**MIAMI-DADE WATER AND SEWER DEPARTMENT
SCHEDULE OF WATER FEES AND CHARGES**

WATER	<u>Effective</u> <u>October 1, 2018</u>	<u>Proposed</u> <u>October 1, 2019</u>
38. Preparation of GIS Adhoc Maps and/or Data Fees		
Per hour (minimum one hour)	\$65.00	\$65.00
Additional copies of the same map-per copy	\$25.00	\$25.00
39. Detecto Meters		
Per 100 cubic feet	\$5.0998	<u>\$6.3266</u>
Per 1,000 gallons	\$6.8179	<u>\$8.4579</u>
40. Security Fees		
A. Fee for Issuance of Initial Identification Card		
Per person	\$60.00	\$60.00
Fee charged for background check and processing costs for identification card and transponder issued to persons having access to Department facilities. (Consultants, Contractors, Non-Water and Sewer Department Staff)		
B. Fee for Renewal of Expired Identification Card (one year from date of issuance) (Consultants, Contractors, Non-Water and Sewer Department Staff)		
Per person	\$55.00	\$55.00
C. Fee for Replacement of Identification Card (card lost, stolen, etc.)		
Per person	\$15.00	\$15.00
41. Subscription Fee to Access Customer Care and Billing System (CCB)		
Fee per user	\$6,300.00	\$6,300.00
Annual fee charged to title and lien companies to provide access to the Department's Customer Care and Billing System (CCB) via the Internet for Premise Lien Certificates (PLC).		
42. Cut For Non-Payment (CONP)		
Third Attempt Water Meter Removal Charge	\$250.00	\$250.00
Fee charged to customers who intentionally fail to provide <u>intentionally fail to provide</u> blocked access to water meter on two previous attempts to collect or lock service for non-payment.		

**MIAMI-DADE WATER AND SEWER DEPARTMENT
SCHEDULE OF WATER FEES AND CHARGES**

WATER

**Effective
October 1, 2018**

**Proposed
October 1, 2019**

43. Developer Repayment Fee

To cover administrative costs for collection and repayment of construction connection charges collected from connecting and/or abutting properties in behalf of developers who constructed the facilities.

2.5% of gross repayment

2.5% of gross repayment

44. Unauthorized Usage of Water on Fire Lines

Daily penalty charge against fire line accounts for allowing unauthorized usage or waste of water.

\$100.00 per day

\$100.00 per day

45. General & Administrative (G&A) Overhead (OH) Rate

Rate charged to offset general and administrative costs related to work performed by the Department due to request, damage (billable job orders) or contractual agreement.

10.6% of total cost

10.6% of total cost

46. Pipeline Installation Contributions

Pipe Size

Rate Per Linear Foot

Rate Per Linear Foot

8"

\$42.00

\$42.00

12"

\$46.00

\$46.00

Contributory payments by developers of certain development projects as indicated by Section 2.04(2c) of the Rules and Regulations.

47. After-Hours Construction Inspections Activity Fees

Per hour rate charged for work outside the specified work hours - weekends, nights and holidays for contractors with special requirements or deadlines for construction.

\$90.00 per hour

\$90.00 per hour

**MIAMI-DADE WATER AND SEWER DEPARTMENT
SCHEDULE OF WATER FEES AND CHARGES**

WATER

Effective
October 1, 2018

Proposed
October 1, 2019

48. Water Meter Installation Fees

These fees are for the installation of the water meter(s) only. All new water services must be installed in accordance with the appropriate Water & Sewer Department Standard Detail, prior to the installation of the water meters.

The Department reserves the right to install the appropriate sized meter, if a service is deemed to be oversized for a specific premise, as long as an adequate amount of flow is provided.

Fee for installing initial water meter for new customer

Service Size (Section 45) :

3/4" or 5/8"	\$145.00	\$145.00
1"	\$195.00	\$195.00
2"	\$1,350.00	\$1,350.00
4" (with 2 - 2" meters)	\$2,665.00	\$2,665.00
4" Turbo	\$4,075.00	\$4,075.00
6" Turbo	\$6,145.00	\$6,145.00
6" x 4" Turbo	\$7,475.00	\$7,475.00
8" Turbo	\$9,380.00	\$9,380.00
8" x 4" Turbo	\$10,740.00	\$10,740.00
10" Turbo	\$11,770.00	\$11,770.00
10" x 4" Turbo	\$13,130.00	\$13,130.00

Note: All other sizes and/or configurations will be charged at actual cost.

49. Return Field Visit to Set Meter After Failed Meter Installation

Fee for return field visit to set meter after initial installation was not up to Department standards.

Service Size

5/8" to 1"	\$35.00	\$35.00
2" to 10"	\$55.00	\$55.00

50. Rental of Light Towers

\$505.00 per tower per day

\$505.00 per tower per day

51. Surcharge for After- Hours Initial Meter Installation**Service Size:**

3/4" to 1" Service	\$385.00	\$385.00
2" to 4" Service	\$675.00	\$675.00
6" to 10" Service	\$1,015.00	\$1,015.00

52. Curb Stop Replacement for Initial Meter Installation

\$165.00

\$165.00

**MIAMI-DADE WATER AND SEWER DEPARTMENT
SCHEDULE OF WATER FEES AND CHARGES**

WATER	<u>Effective</u> <u>October 1, 2018</u>	<u>Proposed</u> <u>October 1, 2019</u>
53. Backflow Preventer Test and Non-Compliant Certification Fee	\$250.00	\$250.00
Charged to customers that fail to comply with the annually required backflow preventer testing; customer will receive two notices before a contractor is hired to perform testing and fee is charged.		
<u>54. Backflow Preventer Assembly Test Report Submission</u>		<u>\$5.00</u>
<u>Processing test report submitted by private tester</u>		
<u>54, 55. Construction Contract Documents</u>		
A. Contract Documents on a CD or DVD (cost per CD/DVD)	\$20.00	\$20.00
B. Contract Documents without Full-Sized Plan Sheets	\$25.00	\$25.00
C. Contract Documents with Engineer's Estimate up to \$500,000	\$25.00	\$25.00
D. Contract Documents for Projects bidding via Miscellaneous Construction Contracts (MCC) with Engineer's Estimate greater than \$500,000 but less than \$5 million.	\$40.00	\$40.00
E. Contract Documents for Projects not bidding via Miscellaneous Construction Contracts (MCC) with Engineer's Estimate, as follows:		
1. Greater than \$500,000, but up to \$5 million	\$50.00	\$50.00
2. Greater than \$5 million, but up to \$10 million	\$75.00	\$75.00
3. Greater than \$10 million, but up to \$20 million	\$100.00	\$100.00
4. Greater than \$20 million, but up to \$50 million	\$150.00	\$150.00
5. Greater than \$50 million, but up to \$100 million	\$250.00	\$250.00
6. Greater than or equal to \$100 million	\$350.00	\$350.00

**MIAMI-DADE WATER AND SEWER DEPARTMENT
SCHEDULE OF WASTEWATER FEES AND CHARGES**

WASTEWATER

**Effective
October 1, 2018**

**Proposed
October 1, 2019**

1. Oversizing Credits

A. Force Mains	Credit Per Linear Foot	Credit Per Plug Valve	Credit Per Linear Foot	Credit Per Plug Valve
8" to 12"	(\$10.00)	(\$790.00)	(\$10.00)	(\$790.00)
8" to 16"	(\$22.00)	(\$2,264.00)	(\$22.00)	(\$2,264.00)
8" to 20"	(\$42.00)	(\$4,006.00)	(\$42.00)	(\$4,006.00)
8" to 24"	(\$50.00)	(\$20,575.00)	(\$50.00)	(\$20,575.00)
8" to 30"	(\$81.00)	(\$40,210.00)	(\$81.00)	(\$40,210.00)
8" to 36"	(\$106.00)	(\$65,776.00)	(\$106.00)	(\$65,776.00)
12" to 16"	(\$13.00)	(\$1,512.00)	(\$13.00)	
12" to 20"	(\$33.00)	(\$3,230.00)	(\$33.00)	(\$3,230.00)
12" to 24"	(\$41.00)	(\$20,664.00)	(\$41.00)	(\$20,664.00)
12" to 30"	(\$71.00)	(\$40,229.00)	(\$71.00)	(\$40,229.00)
12" to 36"	(\$96.00)	(\$65,865.00)	(\$96.00)	(\$65,865.00)

**Credit Per Inch Diameter
Per Linear Foot**

**Credit Per Inch Diameter
Per Linear Foot**

B. Gravity Sewer Mains

8" to 10"	(\$3.00)	(\$3.00)
8" to 12"	(\$7.00)	(\$7.00)

**2. Developer Payment/Credit for New Sanitary Sewer
Lateral Installation for Existing Property Use**

(\$5,000.00) (\$5,000.00)

3. Construction Connection Charge

Pipelines	Pipe Size	Rate Per Front Foot	Rate Per Front Foot
Gravity Sewers	8"	\$29.00	\$29.00
	10"	\$31.00	\$31.00
	12"	\$33.00	\$33.00
Force Mains	8"	\$32.00	\$32.00
	12"	\$38.00	\$38.00
	16"	\$49.00	\$49.00

4. Connection Charge Rate

Per average daily gallon	\$5.60	\$5.60
Per average daily gallon for customers utilizing a graywater disposal system	\$2.80	\$2.80

**MIAMI-DADE WATER AND SEWER DEPARTMENT
SCHEDULE OF WASTEWATER FEES AND CHARGES**

WASTEWATER	<u>Effective</u> <u>October 1, 2018</u>	<u>Proposed</u> <u>October 1, 2019</u>
5. Basic Customer Service Fees		
A. Residential - based on customer's credit analysis and payment history	\$0.00 to \$100.00	\$0.00 to \$100.00
Commercial - monthly	Amount based on 2.5 times the anticipated monthly billing with a minimum charge of \$50.00	Amount based on 2.5 times the anticipated monthly billing with a minimum charge of \$50.00
Commercial - quarterly	Amount based on 1.5 times the anticipated quarterly billing with a minimum charge of \$50.00	Amount based on 1.5 times the anticipated quarterly billing with a minimum charge of \$50.00
B. Administrative Hearing	\$75.00	\$75.00
<u>Charged even if customer fails to appear at hearing and fails to cancel more than seven (7) days before hearing date</u>		
6. Septic Tank Domestic Waste Disposal Fee		
Charged to commercial tankers for unloading septic tank domestic waste at wastewater treatment plants		
0 - 1,000 gallons per truck	\$32.50	\$50.00
1,001 - 1,500 gallons per truck	\$48.75	\$75.00
1,501 - 2,000 gallons per truck	\$65.00	\$100.00
Over 2,000 gallons truck (per hundred gallons)	\$3.25	\$5.00
<u>After hours (10:01 pm - 5:59 am) fee per hundred gallons</u>		<u>\$10.00</u>
7. <u>Fats, Oils, Grease (FOG), and Other Waste</u> Trap Disposal Fee		
Charged to commercial tankers for unloading <u>fats, oils, grease (FOG), and other waste</u> trap at wastewater treatment plants		
0 - 1,000 gallons per truck	\$70.00	\$70.00
1,001 - 1,500 gallons per truck	\$105.00	\$105.00
1,501 - 2,000 gallons per truck	\$140.00	\$140.00
Over 2,000 gallons truck (per hundred gallons)	\$7.00	\$7.00
<u>After hours (10:01 pm - 5:59 am) fee per hundred gallons</u>		<u>\$14.00</u>
8. Combined Septic Tank and Grease Trap Disposal Fee		
Charged to commercial tankers for unloading combined septic tank and grease trap waste at wastewater treatment plants		
0 1,000 gallons per truck	\$42.00	
1,001 1,500 gallons per truck	\$63.00	
1,501 2,000 gallons per truck	\$84.00	
Over 2,000 gallons per hundred gallons	\$4.20	
9-8. Septic <u>Waste Hauler Tank</u> Disposal Deposit		
Per septic <u>waste hauler</u> tank disposal account	\$2,000.00	\$2,000.00
9. <u>Hauled Waste Receiving Station Spill Clean-up</u>		<u>\$414.00</u>
<u>Per accidental spill when delivering waste loads to receiving stations</u>		
22- 10. <u>Septage Waste Hauler Truck Cleanout Charge</u>		
Per cleanout	\$50.00	\$50.00
11. <u>Waste Hauler Truck Calibration Decal</u>		<u>\$100.00</u>
<u>Charged per verification of waste truck capacity. Trucks are provided with a decal that identifies gallonage.</u>		

**MIAMI-DADE WATER AND SEWER DEPARTMENT
SCHEDULE OF WASTEWATER FEES AND CHARGES**

WASTEWATER	<u>Effective</u> <u>October 1, 2018</u>	<u>Proposed</u> <u>October 1, 2019</u>
<u>12. Departmental Review of Waste Load Disposal Other than FOG or Domestic</u>		<u>\$111.00</u>
<u>Ensure compliance with Miami Dade County Liquid Waste Transportation and Disposal Guidance Manual.</u>		
<u>13. Laboratory Sampling of Other Waste Load Disposal</u>		<u>\$563.00</u>
<u>10- 14. High Strength Sewage Surcharge</u>		
Per pound for portion of suspended solids in excess of a concentration of 200 milligrams per liter	\$0.14	\$0.14
Per pound for portion of biochemical oxygen demand in excess of a concentration of 200 milligrams per liter	\$0.19	\$0.19
<u>11- 15. Pump Station Maintenance Fee</u>		
Fee charged for maintenance of pump stations under contract with the Department		
Per month:	\$1,100.00	\$1,100.00
<u>12- 16. Discharge Regulations Violations</u>		
Fine for failure to comply with discharge regulations	\$500.00	\$500.00
<u>13- 17. Removal of Clean-Out Plug</u>	\$150.00	\$150.00
<u>14- 18. Permit Fee(s)</u>	As charged to the Department by various governmental agencies	As charged to the Department by various governmental agencies
<u>15- 19. Premise Location Certificate</u>		
To obtain notification of any actual or potential lien amount attached to a premise location		
Fee per service address:		
Water & Sewer		
A. Regular premise location certificate	\$10.00	\$10.00
B. 24-hour premise location certificate	\$20.00	\$20.00

**MIAMI-DADE WATER AND SEWER DEPARTMENT
SCHEDULE OF WASTEWATER FEES AND CHARGES**

WASTEWATER	<u>Effective</u> <u>October 1, 2018</u>	<u>Proposed</u> <u>October 1, 2019</u>
16- <u>20-</u> Plans Review and Inspection Fees		
Processing fees for the review and approval of plans for code compliance regarding sewer extension projects, including sewer laterals, connections and pump stations. Plans Review Fees entitles the applicant to an initial plans review, the first rework review, and one final review.		
A. Laterals/Connections	\$55.00	\$55.00
B. Sewer Main Extensions		
Up to 500 ft.	\$300.00	\$300.00
501 ft. to 2,000 ft.	\$350.00	\$350.00
Greater than 2,000 ft.	\$350.00	\$350.00
	plus \$0.18 per ft >2,000 ft	plus \$0.18 per ft >2,000 ft
C. Pump Station	\$800.00	\$800.00
D. 2nd Rework and Thereafter of Plans Review Items above A. B. C. and D.	\$106.59	\$106.59
Renewal of expired approval and revisions (One year or more after approval)	Same as original fee	Same as original fee
Special Request to Expedite Plans Review		
1st Hour	\$190.00	\$190.00
Each Additional Hour	\$65.00	\$65.00
Revised Plans Review Processing Fee of \$1.25 per each additional minute for reviews that take longer than 5 minutes.		
Single period, two-year extension of approval for qualifying projects pursuant to Ordinance # 11-60	\$79.00	\$79.00
17- <u>21-</u> Weed Control Fee		
Per quarter	\$25.00	\$25.00
18- <u>22-</u> Facilities with Excessive Infiltration Surcharge	10%	10%
19- <u>23-</u> Discharge of Sludge Charge	\$40.00/ton	\$40.00/ton
20- <u>24-</u> Telemetry Equipment Installation Fee		
Fee charged for installation of telemetry equipment at developer installed pump stations		
Per pump station	\$7,550.00	\$7,550.00
21- <u>25-</u> Marinas	40% of retail rate	40% of retail rate
23- <u>26-</u> Release of Easement Fees		
A. Release of platted easement rights	\$250.00	\$250.00
B. Conditional consent letter for permission to use easement until required by Department	\$50.00	\$50.00
C. All other release requests	\$500.00	\$500.00
24- <u>27-</u> Completion of Application Form Fees		
A. Utilities collection transmission capacity form	\$50.00	\$50.00
B. Industrial pre-treatment facility application form Sewer only	\$150.00	\$150.00

**MIAMI-DADE WATER AND SEWER DEPARTMENT
SCHEDULE OF WASTEWATER FEES AND CHARGES**

WASTEWATER	<u>Effective</u> <u>October 1, 2018</u>	<u>Proposed</u> <u>October 1, 2019</u>
25- 28. Completion of Water and Sewer Verification Form Fees* (See Table 2) <i>(See Section 24-43.1(5) of the Miami-Dade County Code)</i>		
Sewer Only		
A. Residential (R-A)	\$30.00	\$30.00
B. Multi-family residential (R-B)	\$75.00	\$75.00
C. Non-residential (NR)	\$75.00	\$75.00
Water & Sewer		
A. Residential (R-A)	\$60.00	\$60.00
B. Multi-family residential (R-B)	\$150.00	\$150.00
C. Non-residential (NR)	\$150.00	\$150.00
* No additional process fee will apply to obtain "verification forms" after execution of agreement		
* Single period, two-year extension of approval for qualifying projects pursuant to Ordinance # 11-60	\$79.00	\$79.00
26- 29. Ordinance Letter		
Wastewater Only		
A. Residential	\$30.00	\$30.00
B. Commercial	\$75.00	\$75.00
Water & Sewer		
A. Residential	\$60.00	\$60.00
B. Commercial	\$150.00	\$150.00
27- 30. Review and Release of Recorded Document Fees (Other Than Easements) <i>(Covenants, unities of title, service agreements, warranty deeds)</i>		
A. Sewer only	\$100.00	\$100.00
B. Water & Sewer	\$150.00	\$150.00
28- 31. Preparation of Service Agreement Fees *		
Sewer Only		
Residential, multi-family and commercial use	\$100.00	\$100.00
Water & Sewer		
Residential, multi-family and commercial use	\$200.00	\$200.00
* No additional process fee will apply to obtain "verification forms" after execution of agreement		
* Single period, two-year extension of approval for qualifying projects pursuant to Ordinance # 11-60	\$79.00	\$79.00
29- 32. Preparation of Letter of Availability Fees		
A. Sewer only	\$50.00	\$50.00
B. Water & Sewer	\$100.00	\$100.00

**MIAMI-DADE WATER AND SEWER DEPARTMENT
SCHEDULE OF WASTEWATER FEES AND CHARGES**

WASTEWATER	<u>Effective</u> <u>October 1, 2018</u>	<u>Proposed</u> <u>October 1, 2019</u>
30- <u>33.</u> Other Recordable Legal Document Fees		
A. Preparation of covenant		
1. Sewer only	\$25.00	\$25.00
2. Water & Sewer	\$50.00	\$50.00
B. Preparation of unity of title		
1. Sewer only	\$25.00	\$25.00
2. Water & Sewer	\$50.00	\$50.00
31- <u>34.</u> Completion of Groundwater Discharge Form Fee	\$50.00	\$50.00
32- <u>35.</u> Environmental Quality Control Board (EQCB) Letter Preparation Fees		
A. Sewer only	\$35.00	\$35.00
B. Water & Sewer	\$70.00	\$70.00
33- <u>36.</u> Customer Call-Out Fees		
Fee for investigation and/or emergency response to sewer collection complaints (call-outs), fee charged only if Department is not responsible to correct complaint		
Fee per call-out:		
A. Regular working hours	\$125.00	\$125.00
B. Non-regular working hours	\$175.00	\$175.00
34- <u>37.</u> Customer Initiated Closed Circuit Television Lateral Inspection Fee		
Per inspection	\$250.00	\$250.00
35- <u>38.</u> Review of Shop Drawings Fee		
Per shop drawing	\$100.00	\$100.00
Fee charged for the review of shop drawings for Department compliance regarding sewer manholes, fittings, taps and pump stations		
36- <u>39.</u> Blueline Prints Requested From As-Builts Fee		
Fee per blueline print	\$5.00	\$5.00
37- <u>40.</u> Design and Construction Standard Specifications and Details Publication Fee		
Per publication	\$50.00	\$50.00
38- <u>41.</u> Verification of Underground Water and Sewer Infrastructure Horizontal Location Fee		
Per 100 Linear Feet	\$50.00	\$50.00
Additional Linear Foot	\$0.50	\$0.50
(verification of horizontal location of underground infrastructure as shown on As-Builts)		

**MIAMI-DADE WATER AND SEWER DEPARTMENT
SCHEDULE OF WASTEWATER FEES AND CHARGES**

WASTEWATER	<u>Effective</u> <u>October 1, 2018</u>	<u>Proposed</u> <u>October 1, 2019</u>
39- 42. Safety and Rescue Training Course Fees		
Water & Sewer		
A. Confined space entry (24 hours)	\$450.00	\$450.00
B. Hazardous material technician and incident command class (40 hours)	\$550.00	\$550.00
C. Hazwoper training (40 hours)	\$550.00	\$550.00
D. Air monitoring (16 hours)	\$150.00	\$150.00
E. Excavation safety (Trenching & shoring, 16 hours)	\$250.00	\$250.00
F. Fall protection/scaffolding (16 hours)	\$250.00	\$250.00
G. Electrical safety (16 hours)	\$500.00	\$500.00
H. Respiratory protection (40 hours)	\$450.00	\$450.00
NOTE: The revenues from the above course fees are allocated to the water and wastewater funds.		
40- 43. Laboratory Fees for Wastewater Tests		
<i>Per Sample (Excludes Sample Collection)</i>		
Bacteriology (Membrane Filter)	\$15.00	\$15.00
Bacteriology (Membrane Filter) - <i>After Hours Charge to Wholesale Customers</i>	\$40.00	\$40.00
Nitrate	\$10.00	\$10.00
Nitrite	\$10.00	\$10.00
Alkalinity	\$8.00	\$8.00
Chloride	\$8.00	\$8.00
Conductivity	\$4.00	\$4.00
Total Dissolved Solids (TDS)	\$6.00	\$6.00
Chlorine Residual	\$10.00	\$10.00
Ammonia - Nitrogen	\$10.00	\$10.00
Dissolved Oxygen	\$6.00	\$6.00
Total Phosphorous	\$10.00	\$10.00
Ortho Phosphate	\$10.00	\$10.00
Biochemical Oxygen Demand	\$12.00	\$12.00
pH	\$4.00	\$4.00
Sulfate	\$16.00	\$16.00
Total Kjeldahl Nitrogen	\$14.00	\$14.00
Total Organic Carbon	\$16.00	\$16.00
Total Suspended Solids	\$6.00	\$6.00
Sodium	\$18.00	\$18.00

**MIAMI-DADE WATER AND SEWER DEPARTMENT
SCHEDULE OF WASTEWATER FEES AND CHARGES**

WASTEWATER	<u>Effective</u> <u>October 1, 2018</u>	<u>Proposed</u> <u>October 1, 2019</u>
41- 44. Preparation of GIS Adhoc Maps and/or Data Fees		
Per hour	\$65.00	\$65.00
(minimum one hour)		
Additional copies of the same map		
Per copy	\$25.00	\$25.00
42- 45. Billing Service Fee for Processing Stormwater Utility Fee for Municipalities	Fee Determined by Agreement	Fee Determined by Agreement
43- 46. Billing Service Fee for Processing Sewer Billings for Coral Gables	Fee Determined by Agreement	Fee Determined by Agreement
44- 47. Graywater Disposal System		
Customers who utilize an approved graywater disposal system and install a sub-meter to measure water entering the property which utilizes the graywater disposal system will not be charged wastewater disposal for usage measured on the sub-meter.		
45- 48. Temporary Portable Meter Guarantee Deposit		
2" Meter and Above	\$2,500.00	\$2,500.00
<i>NOTE: Resolution No. 3281 specifically excludes the above deposits from earning simple interest calculated on guarantee deposits for retail customers.</i>		
46- 49. Floating Meters/Temporary Portable Meters		
Charge to read a floating meter in the field	\$50.00	\$50.00
47- 50. Floating Meters/Temporary Portable Meters/ Damaged/Cleaning Fees		
3" Meter and Above	\$140.00	\$140.00
48- 51. Penalty for failure to provide a meter reading or a meter for inspection as required for floating/temporary portable meters (construction meters)	\$150.00	\$150.00
49- 52. Security Fees		
A. Fee for Issuance of Initial Identification Card		
Per person	\$60.00	\$60.00
Fee charged for background check and processing costs for identification card issued to persons having access to Department facilities. (Consultants, Contractors, Non-Water and Sewer Department staff)		
B. Fee for Renewal of Expired Identification Card (one year from date of issuance) (Consultants, Contractors, Non-Water and Sewer Department staff)		
Per person	\$55.00	\$55.00
C. Fee for Replacement of Identification Card (card lost, stolen, etc.)		
Per person	\$15.00	\$15.00
50- 53. Subscription Fee to Access Customer Care and Billing System (CCB)		
Fee per user	\$6,300.00	\$6,300.00
Annual fee charged to title and lien companies to provide access to the Department's Customer Care and Billing System (CCB) via the Internet for Premise Lien Certificates (PLC).		

**MIAMI-DADE WATER AND SEWER DEPARTMENT
SCHEDULE OF WASTEWATER FEES AND CHARGES**

WASTEWATER	<u>Effective</u> <u>October 1, 2018</u>	<u>Proposed</u> <u>October 1, 2019</u>
51- 54. Cut For Non-Payment (CONP)		
Third Attempt Water Meter Removal Charge	\$250.00	\$250.00
Fee charged to customers who intentionally blocked access to water meter on two previous attempts to collect or lock service for non-payment.		
52- 55. After-Hours Construction Inspections Activity Fees		
Per hour rate charged for work outside the specified work hours - weekends, nights and holidays for contractors with special requirements or deadlines for construction.	\$90.00 per hour	\$90.00 per hour
53- 56. Developer Repayment Fee		
To cover administrative costs for collection and repayment of construction connection charges collected from connecting and/or abutting properties in behalf of developers who constructed the facilities.	2.5% of gross repayment	2.5% of gross repayment
54- 57. General & Administrative (G&A) Overhead (OH) Rate		
Rate charged to offset general and administrative costs related to work performed by the Department due to request, damage (billable job orders) or contractual agreement.	10.6% of total cost	10.6% of total cost
55- 58. Rental of Light Towers	\$505.00 per tower per day	\$505.00 per tower per day
56- 59. Sewer Force Main Pipe Tapping Charges		
Tap Size:		
4"	\$650.00	\$650.00
6"	\$660.00	\$660.00
8"	\$730.00	\$730.00
12"	\$980.00	\$980.00
16"	\$1,750.00	\$1,750.00
20"	\$2,080.00	\$2,080.00
Overtime Charge	\$105.00	\$105.00

NOTE: There will be a \$205.00 charge if Department personnel arrive on a job site and are unable to perform the tapping operation because the contractor has not fulfilled its obligations specified in the Rules and Regulations. No materials shall be furnished by the Department for installation under the prices listed above.

**MIAMI-DADE WATER AND SEWER DEPARTMENT
SCHEDULE OF WASTEWATER FEES AND CHARGES**

WASTEWATER	<u>Effective</u> <u>October 1, 2018</u>	<u>Proposed</u> <u>October 1, 2019</u>
58- 60. Construction Contract Documents		
A. Contract Documents on a CD or DVD (cost per CD/DVD)	\$20.00	\$20.00
B. Contract Documents without Full-Sized Plan Sheets	\$25.00	\$25.00
C. Contract Documents with Engineer's Estimate up to \$500,000	\$25.00	\$25.00
D. Contract Documents for Projects bidding via Miscellaneous Construction Contracts (MCC) with Engineer's Estimate greater than \$500,000 but less than \$5 million	\$40.00	\$40.00
E. Contract Documents for Projects not bidding via Miscellaneous Construction Contracts (MCC) with Engineer's Estimate, as follows:		
1. Greater than \$500,000, but up to \$5 million	\$50.00	\$50.00
2. Greater than \$5 million, but up to \$10 million	\$75.00	\$75.00
3. Greater than \$10 million, but up to \$20 million	\$100.00	\$100.00
4. Greater than \$20 million, but up to \$50 million	\$150.00	\$150.00
5. Greater than \$50 million, but up to \$100 million	\$250.00	\$250.00
6. Greater than or equal to \$100 million	\$350.00	\$350.00

MIAMI-DADE WATER AND SEWER DEPARTMENT						
Table 2						
No.	Types of Building Usages					Verification Form Fee Listing
Residential Land Uses:						
1	Single Family Residences					R-A
2	Townhouse Residences					R-B
3	Apartments					R-B
4	Mobile Home Residences/Parks					R-A
5	Duplexes or Twin Home Residences					R-A
Commercial Land Uses:						
6	<u>Airport:</u> (a) Common Area/Concourse (b) Retail (c) Food Service					NR
7	Banquet Halls with kitchen					NR
8	Bars or Cocktail Lounges					NR
9	Barber Shops					NR
10	Beauty Shops					NR
11	Bowling Alleys					NR
12	<u>Car Washes:</u> (a) Manual Washing (b) Automated Washing with recycle system					NR
13	Coin Laundries					NR
14	Country Clubs with kitchen					NR
15	Dentist Offices					NR
16	Fitness Centers or Gyms					NR
17	Food Preparation Outlets (Bakeries, Meat Markets, Commissaries, etc.)					NR
18	Funeral Homes					NR
19	Gas Station / Convenience Store/ Mini-Mart (a) without Car Wash (b) with Single Automated Car Wash					NR
20	Hospitals					NR
21	Hotels and Motels					NR
22	House of Worship					NR
23	<u>Industrial:</u> (a) Warehouse/ Spec. Bldg. (b) Self-Service Storage Units (c) Industrial - Wet (d) Industrial - Dry					NR
*The basis of calculation for average daily rated gallonage is found in Section 24-43.1(5) of the Code of Miami-Dade County as currently in effect and as may be amended in the future. For usages not shown, the Department shall estimate daily gallonage.						

MIAMI-DADE WATER AND SEWER DEPARTMENT

Table 2

No.	Types of Building Usages				Verification Form Fee Listing
24	Kennels				NR
25	Marinas				NR
26	Motor Vehicle Service Stations				NR
27	Nursing or Convalescent Homes				NR
28	Office Buildings				NR
29	Other Residential Facility/ Institution: (a) Congregate Living Facility (CLF) (b) Jail (c) Other				NR
30	Pet Grooming				NR
31	Physician Offices				NR
32	Public Park: (a) With toilets only (b) With toilets and showers				NR
33	Public Swimming Facilities				NR
34	Restaurants: (a) full service (b) fast food service (c) take-out service				NR
35	Retail				NR
36	Schools a) day care/nursery b) regular schools				NR DADE COUNTY SCHOOL BOARD IS EXEMPT
37	Shopping Center/ Mall: (Shell/ Common Area)				NR
38	Stadiums, Ballparks, Racetracks, Frontons, Auditoriums, Etc.				NR
39	Theaters a) Indoor b) Outdoor c) Drive-in				NR
40	Trailer or Tourist Park				NR
41	Veterinarian Offices				NR

*The basis of calculation for average daily rated gallonage is found in Section 24-43.1(5) of the Code of Miami-Dade County as currently in effect and as may be amended in the future. For usages not shown, the Department shall estimate daily gallonage.

Note: gpd = gallons per day
R-A = Residential
NR = Non-residential

gpcd = gallons per capita per day
R-B = Multi-family Residential

I.O. No.: 4-111
 Adopted: 9/~~2019~~/~~18~~19
 Effective: 10/1/~~18~~19

**MIAMI-DADE COUNTY
 IMPLEMENTING ORDER**

**FEE SCHEDULE FOR REGULATORY AND ECONOMIC RESOURCES
 (PLANNING, ZONING, AND PLATTING SERVICES)**

AUTHORITY:

Ordinance No. 76-60; the Miami-Dade County Home Rule Charter including, among others, Sections 1.01 and 2.02A; Sections, 2-113, 2-114.1, 2-114.2, 2-114.3, 2-114.4, 2-116.1, 8-5, 33-285, 33-303.1, 33E-15, 33G-6, 33H-16, 33I-13, 33J-14, 33K-14, and Chapters 16A, 18A and 28 of the Code of Miami-Dade County.

SUPERSEDES:

This Implementing Order (IO) supersedes IO 4-111, ordered ~~November 21, 2017~~September 20, 2018 and effective ~~December 1, 2017~~October 1, 2018.

POLICY:

A schedule of fees covering the cost of providing planning, zoning, and platting services shall be established and no application, permit, certificate or receipt shall be issued until the appropriate fee is paid. Additionally, no special study shall be prepared until a memorandum of agreement has been entered into or payment made.

PROCEDURE:

The responsibility for this Implementing Order is assigned to the Director of the Department of Regulatory and Economic Resources, who shall be responsible for the collection of fees and the delivery of required services pursuant to Chapters 8, 16A, 28 and 33 and Section 2-104 of the Code of Miami-Dade County. Each two years or earlier, if need be, the Director shall review all fees in terms of their cost and recommend necessary changes to the County Mayor.

FEE SCHEDULE:

The fee schedule amended by this Implementing Order has been presented and is considered a part hereof. In accordance with Section 2-3 of the Code of Miami-Dade County, this amended official Fee Schedule is also filed with the Clerk of the Board of County Commissioners. Fees which are charged by the planning, zoning, and platting services shall be the same as those listed in the Official Fee Schedule on file with the Clerk of the County Commission.

This Implementing Order is hereby submitted to the Board of County Commissioners of Miami-Dade County, Florida.

Approved by the County Attorney as
 to form and legal sufficiency _____

**Planning, Zoning, and Platting Services
Fee Schedule**

TABLE OF CONTENTS

I. GENERAL INFORMATION	
A. Concurrency Review	1
B. Impact Fees	1
C. Preparation of Certified Records for Court Appeal	1
D. Copies of Departmental Records, Verification of Documents and Research of Plans (expanded)	1
E. Fees Based on Estimated Cost-Documentation Requirements	1
F. Publications	1-2
G. Late Payment Charges of Unpaid Amounts Due to Planning and Zoning	2
H. RER Surcharge	2
I. Images Online	2
J. Conversion of Documents to Images (Scanning)	2
K. Permit Renewals	2
L. Notices for Zoning Applications	2-3
M. Special Projects	3
II. REQUESTS FOR WRITTEN ADVISORIES OF COMPREHENSIVE DEVELOPMENT MASTER PLAN (CDMP) CONSISTENCY (OTHER THAN FOR DEVELOPMENT/SERVICES CONCURRENCY DETERMINATION)	
A. Interpretation/Explanation of CDMP Provisions, Including Adopted Land User Plan (LUP) Map and Interpretation of LUP Map Text Consistency Determinations Relative to a Specific Location	3
B. Interpretation/Explanation of Adopted Components Goals, Objective, and Other Text Not Related to a Specific Location	3
III. APPLICATION TO AMEND THE CDMP	
A. Land Use Element	4-5
B. Traffic Circulation Sub-Element	5
C. Mass Transit Sub-Element	5
D. Port, Aviation, and Port of Miami Sub-Element	5
E. Capital Improvements Elements (CIE)	5
F. All Elements (including A-E above)	5-6
IV. PREPARATION OF SPECIAL PROJECTS, STUDIES, REPORTS, OR PROVISION OF DATA	
A. Graphics Services	6
B. Non-Graphics Services	7
C. Computer Reports or Data	7
V. CERTIFICATES OF USE (C.U.) AND TEMPORARY CERTIFICATE OF USE (T.C.U.)	
A. Residential	7
B. Business, Wholesale, and Retail	7-8
C. Industrial	8
D. Unusual Uses, Special Permits, Business and Industrial Use Variances	8
E. Agricultural	8
F. Trailer Use Certificates	8-9
G. Maximum Fee	9
H. Change of Use, Business Ownership, or Name	9
I. Refunds	9
J. Occupancy without a CU	9
K. Failure to Renew CU, Temporary Certificate of Use (TCU), or Temporary CU	9
L. CU and TCU, Inspection Fee	9
M. CU Re-Inspection Fee	9
N. Alcohol Fees and Renewal Fees	9-10
O. Certification of Residence	10
VI. ZONING APPLICATION FEES	
A. Public Hearing Administrative Modifications and Reformatations	10-11
B. Non-Use Variance Administrative Site Development Option (ASDO) Public Hearings (Residential/One Lot)	11
C. Unusual Use-Mobile Home as a Watchman's Quarters	11-12
D. Public Hearings for Private Schools, Houses of Worship, etc.	12
E. Unusual Use-Lake Excavation	12
F. Non-Use Variance Signs	12

Planning, Zoning, and Platting Services Fee Schedule

G. Revisions to Public Hearings Plans	12
H. Revisions of Legal Description.....	12
I. Appeals of CZAB Decisions.....	12
J. Entrance Feature Application Fees.....	13
K. Appeals of Entrance Feature Decisions.....	13
L. Administrative Adjustment Application Fees	13
M. Appeals of Administrative Adjustment Decisions	13
N. Appeals of Administrative Decisions of Director and Amendments to Zoning Regulations.....	13
O. Appeals of Administrative Decisions of the Executive Council.....	13
P. Severable Use Rights	13
Q. Administrative Site Plan Review Fee (Residential)	13-14
R. Administrative Site Plan Review Fee (Commercial).....	14
S. Administrative Lake Plan Review Fee	14
T. Class I Permits.....	15
U. Class IV Permits	15
V. Other Processing and Research Fees	15
W. Governmental Facilities	15
X. Shoreline Applications	15-16
Y. Substantial Compliance Determination.....	16
Z. Zoning Kit and Subscriptions	16
AA. Zoning Logbook and Agenda Subscriptions	16
BB. Hearing Tapes	16
CC. Re-Advertisement and Re-Notification for Deferred or Remanded Hearing Applications	16
VII. DEVELOPMENTAL IMPACT COMMITTEE LARGE SCALE APPLICATIONS.....	16-18
VIII. VESTED RIGHTS/TAKINGS FEES	
A. Section 2-114.1 – Miami-Dade County Code – Vested Rights/Taking-Base Fee	18
B. Vested Rights/Takings – Size of Application.....	18
IX. EXTENSION OF CAPACITY RESERVATION	18
X. APPEALS OF PLAT COMMITTEE DECISIONS.....	18
XI. APPEALS OF IMPACT FEE ASSESSMENTS	18
XII. ADJUSTMENT OF LANDSCAPING REQUIREMENTS APPLICATION FEES	18
XIII. LAKES AND LANDFILLS	18-19
XIV. ZONING PLANS PROCESSING FEES	
A. Initial Landscape Fee.....	19
B. Re-Work Fees.....	19
C. Revised Landscaping Plans Fee	19
XV. ZONING REVIEW FEE ASSOCIATION WITH BUILDING PROCESS	
A. Revised Plans Fee.....	19
B. Up-Front Processing Fee.....	19
C. Minimum Fee for Building Permit.....	19
D. Refunds	20
E. New Building or Additions	20-21
F. New Construction Other Than as Specified Herein	21
G. Alterations and Repairs to Building and Other Structures (Except Group 1).....	21
H. Moving Buildings for Other Structures	21
I. Slabs.....	21
J. Fences and/or Walls	21
K. Swimming Pools, Spas, and Hot Tubs.....	21-22
L. Temporary Platforms and Temporary Bleachers to be Used for Public Assembly.....	22
M. Screen Enclosures, Canopies, and Awnings	22
N. Sign Permit Fees	22
O. Tie Down.....	22
P. Satellite Dish.....	22

Planning, Zoning, and Platting Services Fee Schedule

Q. Ornamental Iron	22
R. Signs & Architectural Features (Indoor Neons).....	22-23
XVI. ZONING INSPECTION FEES	
A. Inspection Fee	23
B. Inspections Requiring Overtime.....	23
XVII. CHAPTER 163 DEVELOPMENT AGREEMENTS	
XVIII. FEE FOR MONITORING DEVELOPMENT OF REGIONAL IMPACT AND OTHER MAJOR PROJECTS	
XIX. HISTORIC PRESERVATION FEES	
A. Certificate of Appropriateness (COA)	23
B. Certificate to Dig (CTD) Approval Letter	23
C. Ad Valorem Tax Abatement Application	23-24
D. Designation Report Requests	24
E-D. Deferment or Continuance of Hearing After the Legal Ad has been Placed	24
E. Appeal to County Commission.....	24
F. <u>Code Violation.....</u>	<u>24</u>
XX. PLATTING FEES	
A. Tentative Plat.....	24-25
B. Waiver of Plat	25-25
C. Waiver of Subdivision Code Requirements.....	25
D. Paving and Drainage	25
E. Final Plat.....	25-26
F. Platting and Traffic Section Zoning Application Review Fee.....	26
G. Decorative Wall and Entrance Feature Review	26
H. Bonding.....	26
I. Research	26
XXI. PUBLIC WORKS FEES	
A. Public Works Construction	27-28
B. Private Property	28-28
C. Other Fees	28

Planning, Zoning, and Platting Services Fee Schedule

The following schedule details the charges and fees associated with planning and zoning services:

I. GENERAL INFORMATION

A. CONCURRENCY REVIEW

Concurrency Information Letters: Fees for Concurrency Information Letters shall be as follows to cover the cost of preparing informational letters.

Minor Letter: \$100.00

These require routine to moderate research and analysis, standard preparation and processing time.

Major Letter: \$200.00

These require extraordinary research and analysis, and/or special preparation and handling.

B. IMPACT FEES

Impact Fees are assessed on certain building permits, including re-application on expired permits (contact the Impact Fee Section for details on these fees.)

C. PREPARATION OF CERTIFIED RECORDS FOR COURT APPEALS

For the purpose of court appeals, wherein the Director is requested to make available the records upon which the decision of the Board of County Commissioners or Community Zoning Appeals Board or other administrative board is based, there shall be paid for the preparation of a certified copy of the records, a fee of \$403.64, to be paid at the time of request.

D. COPIES OF DEPARTMENTAL RECORDS, VERIFICATION OF DOCUMENTS AND RESEARCH OF PLANS (EXPANDED)

	<u>Fee</u>
Plan reproduction from microfilm or document larger than 14 inches by 8 ½ inches per sheet	\$7.34
Reproduced records – per page (also refer to pg. 13, other Processing Fees)	.20
Double sided copy – per page	.26
Certified copies in addition to photocopy – per page	1.29
Official cop of CU record	12.88
Verification of legal description on documents prepared for recordation	12.88
Digital Maps, scanned images	36.70
Minimum	9.18
Special Map requests	77.25
Notary public service – per document	1.29
Minimum	.32
Research and ordering plans	7.34

E. FEES BASED ON ESTIMATED COST – DOCUMENTATION REQUIREMENTS

The Department may require the permit applicant to submit appropriate documentation as proof of estimated cost of construction used to compute permit fees.

F. PUBLICATIONS

The Department gathers and analyzes data about land use and population patterns within Miami-Dade County. These publications are available as priced, plus postage and handling if mailed in the United States. The Department also publishes other documents related to the maintenance and update of the CDMP, including the continuing amendment cycles, and other specialized reports and documents.

Research Planning:

	Fee
Planning Research Reports (digital, copy/page amount for hard copies)	

Planning, Zoning, and Platting Services Fee Schedule

\$80.00 Subscription per year	\$8.00 per report
Land Use Map of Miami-Dade County	65.00
Zoning Map of Miami-Dade County	65.00
25" x 36" Maps (from Map Library)	27.00
Special Request Zoning Section Map	87.00
Information Maps (25" x 36" or larger)	60.00
Special Request/Study – hourly rate + fringe, minimum \$50.00	
Special request for a map (plot) – cost by size + hourly rate + fringe	

G. LATE PAYMENT CHARGES ON UNPAID AMOUNTS DUE TO PLANNING AND ZONING

Billings covered by contracts, agreements, or other formal arrangements for services rendered by the department are due within 45 days from the date of the invoice. Full payment of the account balance must be received by the past due date set forth on the invoice. A monthly late payment charge will be assessed on any outstanding balance at the rate of 10% thereafter, until payment is received in full.

H. RER SURCHARGE

An RER surcharge of seven and one half (7.5%) percent on all CDMP fees, Zoning fees, and Platting fees listed in this Fee Schedule to fund the operation of divisions of RER that provide supporting functions for the paid activity except for Historical Preservation fees listed in Section XIX and Bonding fees listed in Section XX.

I. IMAGES – ON LINE

The department provides imaged records on line relating to land use files and are available using the established fees.

	<u>Fee</u>
Smaller Zoning Applications Process	\$25.75
Larger Zoning Applications Process	77.25

J. Conversion of Documents to Images (scanning) – Charge per Page

	<u>Fee</u>
Letter Size	\$0.26
Legal Size	0.30
E-Size	1.02

K. PERMIT RENEWALS

All permits for renewals shall be assessed a fee of 50% of the original permit fee (except where the minimum permit fee was assessed) if permit is renewed within 6 months of its expiration. If the permit is renewed more than 6 months after its expiration, then 100% of the original fee shall be assessed. In no event shall the fee be less than the minimum fee listed for that permit.

L. NOTICES FOR ZONING APPLICATIONS

Planning, Zoning, and Platting Services Fee Schedule

For public hearing and other notices that are mailed out by RER, a fee of \$0.73 cents per notice shall be assessed. These fees shall be assessed for each occasion on which notices are mailed

M. SPECIAL PROJECTS

The Director, or designee, has the authority to invoice for project costs associated with special projects or services not contemplated in the current fee structure. The invoice shall consist of estimated labor costs, including any and all estimated fringe benefit costs, and any estimated indirect labor costs, as determined by the Department's Finance Section on a yearly basis. At the end of the project, based on the reconciliation of actual costs to estimated costs, a refund will be issued when estimated costs are greater than actual costs or an invoice will be issued when estimated costs are less than actual costs.

II. REQUESTS FOR WRITTEN ADVISORIES OF COMPREHENSIVE DEVELOPMENT MASTER PLAN (CDMP) CONSISTENCY (OTHER THAN FOR DEVELOPMENT/SERVICES CONCURRENCY DETERMINATION)

For special written advisory letters/memoranda regarding the relationship of a particular parcel or the consistency of a proposed development action to the provisions of the Comprehensive Development Master Plan (CDMP) that are requested pursuant to Section 2-113 of the Code of Miami-Dade County and apart from regular development order approval processes, the requesting party shall pay the following charges:

A. INTERPRETATION/EXPLANATION OF CDMP PROVISIONS, INCLUDING ADOPTED LAND USE PLAN (LUP) MAP AND INTERPRETATION OF LUP MAP TEXT CONSISTENCY DETERMINATIONS RELATIVE TO A SPECIFIC LOCATION

Size of Parcel of Proposed Development (gross acres)	<u>Basic Fee</u>	<u>Expedite Fee</u>
Under 1.0 acre	\$440	\$880
1.0 acres – 5.0 acres	880	1,760
5.1 acres – 20.0 acres	1,320	2,640
20.1 acres and over	1,760	3,520

Requests involving research of multiple parcels in a large-scale development shall be charged in accordance with item IV B, herein.

B. INTERPRETATION/EXPLANATION OF ADOPTED COMPONENTS GOALS, OBJECTIVES AND OTHER TEXT NOT RELATED TO A SPECIFIC LOCATION

	<u>Basic Fee</u>	<u>Expedite Fee</u>
Each issue/question not related to Level of Service (LOS) Standards	\$440	\$880
Each issue/question related to LOS Standards	440	880

The Director or their designee, may condition such advisories on the information made available by the requesting party or defer to more complete development order review procedures. The conditional nature of all special advisories shall be addressed in the document.

III. APPLICATIONS TO AMEND THE CDMP

For CDMP applications that have been inactive for a period exceeding two years, the applicant shall pay an additional fee in an amount equivalent to 50 percent of the original to cover the costs of additional review and analysis. For CDMP applications to be processed under the expedited review processes provided in the County Code, there shall be a multiplier of 2.5 for any of the fees provided herein.

A. Land Use Element

Planning, Zoning, and Platting Services Fee Schedule

1. LUP Map (except for Roadway and Transit changes which are covered in B), Agricultural Subarea 1 Map, Open Land Subareas Map, and Environmental Protection Subareas Map, which applications are requested for processing during regular semi-annual CDMP amendment cycles:

	<u>Basic Fee</u>	<u>Expedite Fee</u>
a) Regional Urban Center	\$109,440	\$273,600
b) Metropolitan Urban Center	85,500	213,875
c) Community Urban Center	54,720	136,800
d) Other		

Size of Area (gross acres)
Subject to Application

Up to 5.0	11,400	28,500
5.1 – 10.0	21,660	54,150
10.1 – 20.0	42,750	106,875
20.1 – 40.0	64,410	161,025
40.1 – 80.0	85,500	213,750
80.1 – 160.0	102,600	256,500
160.1 – 320.0	119,700	299,250
320.1 – 480.0	136,800	342,000
480.1 – 640.0	153,900	384,750
640.1 – 800.0	171,000	427,500
800.1 – 960.0	188,100	470,250
960.1 – 1120.0	205,200	513,000
1120.1 – 1280.0	222,300	550,750
1280.1 and above	171/acre	427.5/acre

- e) The fee for any application requesting amendment to the LUP Map which includes a request to expand the Urban Development Boundary (UDB) or to redesignate to an urban land use outside the UDB shall be increased by 1) twenty-five (25%) percent of the amount indicated above in III.A.1.(d) for all applications up to eighty (80) acres in size, or 2) fifteen (15%) percent of the amount indicated above in III.A.1.(d) for applications larger than eighty (80) acres.
- f) Application requesting amendment to the LUP Map to increase the currently planned residential density on land inside the UDB shall receive a reduction of the fee amount of 1) twenty-five (25%) percent of the amount indicated above in III.A.1.(d) for each application up to eighty (80) acres in size, or 2) fifteen (15%) percent of the amount indicated in III.A.1.(d) if the application area is larger than eighty (80) acres.
- g) Applications requesting amendments to an Urban Expansion Area (UEA) boundary without amendment to the underlying future land use shall be charged 30 percent of the rate established in paragraph III.A.1.(d), above, but not less than \$10,000.
- h) Applications requesting amendment to the LUP Map for processing concurrently with an application to approve or amend a Development of Regional Impact (DRI) development order pursuant to Sec. 2-116.1(5)(a), Code of Miami-Dade County, Florida, shall be charged \$91,200 if 640 acres or smaller, or if a request for Urban Center; if 640.1 acres or larger, such applications shall be charged 65 percent of the fee amount for the applicable parcel size listed in foregoing paragraph III.A.1.(a) through (g).

	<u>Basic Fee</u>	<u>Expedite Fee</u>
2. Revision of the LUP Map Text Each issue-proposal (per paragraph)	\$17,100	\$42,750
3. Environmental/Historical or other Map Each issue/item including associated text	17,100	42,750

Planning, Zoning, and Platting Services Fee Schedule

4.	Covenant revisions and other changes amending land uses relating to specific land parcels	Two-thirds rate of III(A)(1)(d) above	
B. Traffic Circulation Sub-Element			
		<u>Basic Fee</u>	<u>Expedite Fee</u>
1.	Planning Future Roadway Network Map Per road lane-mile	\$17,100	\$42,750
2.	Roadway Functional Classification Map Per road-mile (existing or future)	17,100	42,750
3.	Limited Access Facilities Map per road-mile or interchange	17,100	42,750
4.	Other Map Per Mile	11,400	28,500
C. Mass Transit Sub-Element			
		<u>Basic Fee</u>	<u>Expedite Fee</u>
1.	Future Mass Transit System Maps per linear mile of service area, corridor, or alignment	\$17,100	\$42,750
2.	Major Traffic Generators and Attractor – Each major traffic generator	17,100	42,750
D. Port, Aviation, and Port of Miami Sub-Elements			
		<u>Basic Fee</u>	<u>Expedite Fee</u>
1.	Major Aviation Facilities – Future Improvements Map Each Facility	\$17,100	\$42,750
2.	Aviation Facility Improvements – Each Improvement project line item	17,100	42,750
3.	Port of Miami River – Future Land Use Map	(Same as LUP Map III.A.1)	
4.	Port of Miami 5 year or 10 year Plan map	17,100	42,750
E. Traffic Circulation Sub-Element			
		<u>Basic Fee</u>	<u>Expedite Fee</u>
1.	Each proposed project line item	\$17,100	\$42,750
2.	Urban Infill or Concurrency Exception Area Maps	51.300	128,250
F. All Elements (including A-E above)			
		<u>Basic Fee</u>	<u>Expedite Fee</u>
1.	Each Level of Service (LOS) Standard or DRI Threshold (F.S. 380) – addressing goal, objective, policy, or map	\$51,300	\$128,250
2.	Each Non LOS Standard – addressing goal, objective or policy	17,100	42,750
3.	Each monitoring measures item	10,260	25,650
4.	Each other text change proposal item (up to 5 sentences)	17,100	42,750
5.	Each other map change proposal or item	17,100	42,750
6.	One or more non-LUP Map amendment proposals requested for processing concurrently with an application to approve or	34,200	85,500

Planning, Zoning, and Platting Services Fee Schedule

amend a DRI development order pursuant to Sec. 2-116.1(5)(a), Code of Miami-Dade County, Florida. This fee shall be charged only when a LUP Map Amendment is not requested, and a fee is not charged, pursuant to par. III.A.1, above.

All above fees include any corresponding changes to other Plan Elements, or components thereof, required for internal consistency

In the event that the applicant withdraws the application for amendment prior to the deadline established in Section 2-116.1(8), Code of Miami-Dade County, amendment fees paid shall be refunded.

In the event that the Board of County Commissioners fails to approve transmittal of a non-small scale amendment application to the State Land Planning Agency per Sec. 2.116.1(3)(g) of the Code of Miami-Dade County, or the applicant withdraws the application or any portion thereof after the full refund deadline referenced above, but prior to transmittal action by the Board of County Commissioners, 1) twenty-five (25%) percent of the department's CDMP amendment fees paid shall be refunded.

The applicant shall not be authorized, subsequent to the "transmittal" hearing held by the Board of County Commissioners, to receive any refund of application fees.

County proprietary departments shall pay required fees at the time of application except that (a) during a regular annual update to the CIE, a single fee of \$11,400 shall be charged to the department for one or more changes to a Schedule of Improvements table; (b) fees shall not be charged to such departments for a major Element update to implement an Evaluation and Appraisal Report (EAR); and (c) the fee for a major update or revision to a Plan Element required by a proprietary department at a time other than during an EAR-based CDMP amendment cycle shall be \$57,000 paid at the time of application filing, with any costs incurred by the Department in excess of the initial filing fee to be paid by the applicable department.

If an application is transferred to the next CDMP amendment cycle following publication of the Department's initial recommendations on the application, the applicant shall be required to furnish an additional fee to process the application in the new cycle. Such fee shall be in an amount equal to twenty-five percent (25%) of the original application fee, in addition to the cost of any public notices incurred by the Department for the application in the cycle from which the application is transferred. Such payment shall be provided prior to the end of the filing period of the cycle to which the application has been transferred. If payment is not received, the application shall be deemed withdrawn.

IV. PREPARATION OF SPECIAL PROJECTS, STUDIES, REPORTS, OR PROVISION OF DATA

For special studies, reports or file research requested by non-Miami-Dade County entities that are not prepared as part of the Department's regular work program of the requesting entity shall pay the following charges:

A. Graphics Services

1. Actual salary costs of personnel involved in providing services in effect at time of activity, and
2. Graphics materials used at estimated cost (unless supplied by entity requesting services); and
3. Department overhead operating costs equal to 1.0 times personnel's salary costs identified in 1, above.

B. Non-Graphics Services

1. Actual salary of personnel providing services in effect at time of activity, and

Planning, Zoning, and Platting Services Fee Schedule

2. Department personnel support and overhead operating costs equal to 1.0 times personnel's salary costs identified in IV.B.1., above.

The Director or his or her designee, is authorized to administer these professional service charges through letters of agreement with non-County entities requesting such services.

C. Computer Reports or Data

Online subscription of Municipal Zoning records shall be charged a fee of \$1,000.00.

V. CERTIFICATE OF USE (C.U.) AND TEMPORARY CERTIFICATE OF USE (T.C.U.)

The following original fees shall be paid for all uses. The indicated renewal fee applies to those uses, which are required to be renewed annually by Code or by Resolution. All non-renewable uses are issued permanent use certificates which shall remain valid for an unlimited time, unless revoked for cause, or abandoned, provided there is no change of use, ownership, or name, or that there is no enlargement, alteration or addition in the use or structure. The total C.U. or T.C.U. fee shall be assessed and collected at the time of filing an application. The C.U. or T.C.U. are non-refundable.

A. RESIDENTIAL

Apartment, hotels, motor hotels and all multiple family uses per building	<u>Fee</u>	<u>Renewal Fee</u>
4 – 50 units	\$85.13	
51 – 100 units	101.28	
101 – 200 units	115.96	
201 or more units	132.10	
Private school, charter schools, day nursey, Convalescent and nursing home, hospital, Assisted Congregate Living Facilities (ACLF) and developmentally disabled home care	139.44	73.39
Home office	36.70	22.02
Vacation Rental (not inclusive of applicable inspection fees)	36.70	36.70
Residential sale display of vehicle/watercraft	36.70	
Placement of temporary mini-storage unit	36.70	

B. BUSINESS, WHOLESALE AND RETAIL

All uses, except the following:	<u>Fee</u>	<u>Renewal Fee</u>
Per sq. ft. of business area	0.04	
Minimum	139.44	80.73
Automobile, recreational vehicle, boat, truck, etc., rental or sales from open lot or combination open lot and building	139.44	
Change of owner of restaurant liquor/beer/wine in conjunction with restaurants, grocery stores, etc.	139.44	80.73

Planning, Zoning, and Platting Services Fee Schedule

C. INDUSTRIAL

	<u>Fee</u>	<u>Renewal Fee</u>
All uses, except the following:		
Per sq. ft. of business area	0.04	
Minimum	139.44	80.73
Automobile, used parts yard, commercial incinerators, junkyards, slaughterhouses, bulk storage of petroleum products, trailer parks, tourist camps, utility plants of 30,000 sq. ft. or less	647.28	234.84
Automobile used parts yard, commercial incinerators, junkyards, slaughterhouses, bulk storage of petroleum products, trailers parks, tourist camps, utility plants over 30,000 sq. ft.	924.68	342.12

D. UNUSUAL USES, SPECIAL PERMITS, INDUSTRIAL

All uses, except the following:	324.38	246.58
Churches	139.44	73.39
Airports, racetracks, stadiums	647.28	234.84
Cabaret, nightclub, liquor package store	428.58	388.96
Rock quarries, lake excavation and/or filling thereof Minimum	509.31	246.58
Circus or carnival (per week) and special events	271.54	271.54
Open lot uses	193.74	154.12
Lot clearing, sub-soil preparation	161.45	146.78

E. AGRICULTURAL

	<u>Fee</u>	<u>Renewal Fee</u>
All uses, except as otherwise listed herein	193.74	183.47

F. TRAILER USE CERTIFICATES

Covers administrative and initial field inspection cost for all types of construction site field offices. Fee also covers cost of site plan review.

	<u>Fee</u>	<u>Renewal Fee</u>
1) Mobile homes approved for temporary use during construction of a residence (Section 33-168, Code of Miami-Dade County)	264.20	264.20
2) Mobile homes or modular units approved for commercial purposes or development projects, including watchman's quarters and temporary sales offices	540.13	513.71
3) Construction field offices	183.47	183.47
4) Cash escrow processing fee	146.78	
5) Mobile home tag discount	36.70	

Planning, Zoning, and Platting Services Fee Schedule

6) Cash escrow processing (balloons)	73.39
7) Cash escrow (demo)	293.55

G. MAXIMUM FEE

The maximum fee for a CU provided no violation exists at the time of the CU	<u>Fee</u> \$924.68
---	------------------------

H. CHANGE OF USE, BUSINESS OWNERSHIP, OR NAME

When there is a change of use, business ownership, or name, the fee shall be the original fee listed for the use proposed.

I. REFUNDS

No refunds shall be made of fees paid for use permits. In case of error, adjustments may be made by the Director.

J. OCCUPANCY WITHOUT A CU

Certificate of use violation fee	<u>Fee</u> \$231.90 Plus a double CU fee
----------------------------------	--

K. FAILURE TO RENEW CU(s) or Temporary Certificate of Use TCU(s) not renewed on or before the renewal or expiration date will be assessed a \$220.16 violation fee plus a double CU or TCU TCC fee.

L. CU AND TCU, INSPECTION FEE

When an inspection is necessary regarding the issuance of a CU or TCU, an inspection fee of \$86.97 shall be charged for each inspector who is required to make a field inspection. This fee will be required regardless of the length of time the TCU is needed.

M. CU AND TCU RE-INSPECTION FEE

When extra inspection trips are necessary, a fee of \$86.97 for each inspector who must return shall be charged.

N. ALCOHOL FEES AND RENEWAL FEES

Bar/Lounge	<u>Fee</u> \$80.73
Liquor Package Store, Cabaret night club (Refer to C011)	388.96
Restaurant with Liquor and/or Beer and Wine	80.73
Other Alcoholic Beverage uses not listed	80.73
Outdoor Patio	234.84
Private Club: Liquor and/or Beer and Wine	234.84

Planning, Zoning, and Platting Services Fee Schedule

Restaurant and Lounge/Bar	161.45
---------------------------	--------

O. CERTIFICATION OF RESIDENCE

Ordinance No. 08-133 applies to all residential properties in unincorporated Miami-Dade County acquired through a Certificate of Title (Foreclosures and Judgments). The Ordinance requires the title holders of foreclosed properties obtain a Certificate of Use (CU) prior to offering the property for sale, transfer or alienation.

	<u>Fee</u>
Single family homes, condominiums, townhouses, and duplexes	\$309.00
Upfront fee assessed at the time of filing an application	257.50
The fee is non-refundable, but shall be credited toward the final resubmittal	51.50

VI. ZONING APPLICATION FEES

All application fees shall be paid in total, at the time of filing of the application, and no total fee shall be credited or refunded except when adjustment is warranted or deemed necessary due to departmental error. A refund of fifty percent (50%) of an original application fee may be refunded upon the withdrawal of an application when the written request for withdrawal is received within 60 days of the date of application. In no event, however, shall an appellant of a Community Zoning Appeals Board decision be entitled to a refund of the appeal fee.

	<u>Fee</u>
Extension fee for expiring applications (request submitted prior to expiration)	\$150.00
Pre-Application fee (Urban Centers and Development Impact Committee projects)	500.00
Pre-Application fee (all other projects)	250.00

In addition to the zoning fees set forth below, the costs of mailing any required notices shall be assessed as provided in Section I.L. of this Implementing Order.

A. PUBLIC HEARING, ADMINISTRATIVE MODIFICATIONS AND REFORMATIONS FEES:

Except as otherwise provided in B. through F. below, for every application for a zoning change, or other zoning application, where a public hearing is required to be held and for every application where notices and advertisement are required, there shall be paid for the processing of each and every application, a minimum fee of 1,100.81 (expedite: 1,651.22) or 2,201.63 (expedite: 3,302.45) if the application is the result of a violation, provided; however, that for every zoning application processed concurrently with an expedited CDMP amendment, the minimum fee shall be 2,000.81 or 3,101.63 if the application is the result of a violation. The exact amount of each and every public hearing application fee is established by the addition of the following fees:

	<u>Fee</u>
Zone Change to AU/GU/RU1/RU2/RUIZ/EU/RU-IM (a)/RU-IM (b)	\$1,467.75
Zone Change to RUTH/MULTI-FAM/PAD	2,201.63
Zone Change to RU-5/RU-5A/OPD	2,935.50
Zone Change to BU/Urban Center District/CD	4,403.25
Zone Change to IU	3,669.38

Planning, Zoning, and Platting Services Fee Schedule

Use Variance-AU/GU/RU-1/RU-2/RUIZ/EU	2,201.63
Use Variance-RUTH/MULTI-FAM/PAD	3,669.38
Use Variance-RU-5/RU5A-OPD	5,137.13
Use Variance-BU	5,137.13
Use Variance-IU	4,403.25
Non-Use Variance or Administrative Site Development Option (Residential)	733.38
Non-Use Variance or Administrative Site Development Option (Commercial, Industrial, Office)	1,467.75
Special Exception	2,935.50
Modify/Delete	1,467.75
Unusual Use	2,935.50
Scheduling meeting not previously on the annual calendar for zoning application processes in connection with an expedited CDMP amendment	700.00
1) Residential:	
Site Plan Review (expedite)	1,467.75 2,201.63
Size of property: per 10 acres or portion thereof	733.88
Number of Units: per 15 units or portion thereof	366.94
2) Commercial and Mixed Use	
Site Plan Review (expedite)	2,201.63 3,302.45
Size of property: per 10 acres or portion thereof	880.65
Size of Building (non-residential): per 5,000 sq. ft. or portion thereof	293.55
Number of Residential Units (if applicable) per 15 units or portion thereof	366.94

B. NON-USE VARIANCE or ADMINISTRATIVE SITE DEVELOPMENT OPTION (ASDO) PUBLIC HEARINGS (RESIDENTIAL/ONE LOT)

For every application for a non-use variance or ASDO for the new construction of, or addition to, a single family residence (one lot maximum) or duplex (one lot maximum), there shall be paid a fee of \$1,614.53 (expedite: 2,421.80) or \$1,908.08 (expedite: 2,862.12) if the application is the result of a violation.

C. UNUSUAL USE – MOBILE HOME AS A WATCHMAN’S QUARTERS

For every application for an unusual use for a trailer as a watchman’s quarters, there shall be paid a fee of \$1,614.53 (\$1,908.08 if the application is the result of a violation).

D. PUBLIC HEARINGS FOR PRIVATE SCHOOLS, HOUSES OF WORSHIP, ACLF, NURSING HOMES, AND CONVALESCENT HOMES

Planning, Zoning, and Platting Services Fee Schedule

For every public hearing application for the above uses, there shall be paid a fee of \$2,935.50 (\$3,669.38 if the application is a result of a violation).

E. UNUSUAL USE – LAKE EXCAVATION

For every application for an unusual use for a lake excavation, there shall be paid a minimum of \$733.88 (\$1,078.80 if the application is the result of a violation). The exact amount of each and every lake excavation public hearing fee is established by the addition of the following fees:

	<u>Fee</u>
Site Plan Review	\$1,100.81
10 acres or portion thereof of water surface area	308.23

F. NON-USE VARIANCE SIGNS

For every application for a non-use variance for the installation of a sign(s), there shall be paid a fee of \$2,201.63 (\$2,935.50 if the application is the result of a violation).

G. REVISIONS TO PUBLIC HEARING PLANS, ADMINISTRATIVE MODIFICATION, AND REFORMATIONS

Submittal of the first revised plan will be processed at no additional cost to the applicant. Subsequent revisions will be processed at an additional charge of \$880.65 (or \$1,174.20 if submitted 30 days or less prior to hearing) per revised plan and shall be paid in total at the time of submittal.

H. REVISIONS OF LEGAL DESCRIPTION

	<u>Fee</u>
Rework of a legal description as a result of revisions, corrections, inconsistencies and/or missing items.	\$60.00

I. APPEALS OF COMMUNITY ZONING APPEALS BOARD DECISIONS

For every application for an appeal of a decision of the Community Zoning Appeals Board to the Board of County Commissioners, there shall be paid for the processing of each and every application, a fee of \$1,100.81, to be paid at the time of application. Site plan modifications, where permitted, to appeal requests will be processed at an additional cost of \$880.65 (or \$1,174.20 if submitted 30 days or less prior to hearing) per revised plan.

J. ENTRANCE FEATURE APPLICATION FEES

For every administrative application for an entrance feature, there shall be paid for the processing of each and every application, a fee of \$733.88 (or \$1,467.75 if the application is the result of a violation). All such fees shall be paid, in total, at the time of the filing of the application, and no fee shall be credited or refunded. First plan revision will be processed at no charge; subsequent revisions will be processed at \$321.88 each.

K. APPEALS OF ENTRANCE FEATURE DECISIONS

For every application for an appeal of an entrance feature decision by the Miami-Dade County Plat Committee to the Community Zoning Appeals Board by an aggrieved property owner in the area, there shall be paid for processing of each and every application, a fee of \$513.71, to be paid at the time of application. Pursuant to the provisions of Section 33-311(2), an appeal by an aggrieved applicant shall be by the filing of a de novo application for public hearing before the Community Zoning Appeals Board, with the fee to be paid subject to the public hearing application fee provisions herein.

L. ADMINISTRATIVE ADJUSTMENT APPLICATION FEES

Planning, Zoning, and Platting Services Fee Schedule

Administrative Adjustment fee	<u>Fee</u> \$770.00
For any application where a notice of violation has been issued, an additional fee of \$293.55 shall be assessed.	
Administrative Adjustment Advertisement Fee (publication of general distribution)	54.00
Administrative Adjustment Rework Fee for Each Resubmission (first resubmission at no charge)	250.00

M. APPEALS OF ADMINISTRATIVE ADJUSTMENT DECISIONS

For every application for an appeal of an administrative adjustment decision to the Community Zoning Appeals Board by any aggrieved property owner in the area, there shall be paid for the processing of each and every application, a fee of \$836.35, to be paid at the time of application. Pursuant to the provisions of Section 33-311(2), an appeal by an aggrieved applicant shall be by the filing of a de novo application for a public hearing before the Community Zoning Appeals Board, with the fee to be paid subject to the public hearing application fee provisions herein.

N. APPEALS OF ADMINISTRATIVE DECISIONS OF DIRECTOR AND AMENDMENTS TO ZONING REGULATIONS

For every application, except for appeals of the issuance of a rock mining certificate of use pursuant to Article XI, Chapter 33, of the Miami-Dade County Code, for an appeal of Director's Administrative Decision relative to matters by any aggrieved property owner in the area concerned, or by any aggrieved applicant, or for any application for zoning hearing to the zoning regulations, there shall be paid for the processing of each and every application, a fee of \$1,100.81, to be paid at the time of application. For any appeal of a decision of the Director in connection with the issuance of a rock mining certificate of use pursuant to the Rock mining Overlay Zoning Area in Chapter 33, of the Code of Miami-Dade County (ROZA overlay), the fees associated with such appeal shall be waived.

O. APPEALS OF ADMINISTRATIVE DECISIONS OF THE EXECUTIVE COUNCIL

For every application for an appeal of the Miami-Dade County Executive Council's (Development Impact Fee Committee) Administrative Decision by any aggrieved property owner in the area concerned, or by any aggrieved applicant, the appellant shall pay for the processing of each and every application, a fee of \$513.71, to be paid at the time of application.

P. SEVERABLE USE RIGHTS

Application fee for use of severable use rights as provided by ordinance	<u>Fee</u>
(1) Basic application fee per bonus development "receiver" site	\$733.88

Q. ADMINISTRATIVE SITE PLAN REVIEW FEE (RESIDENTIAL)

For every application for an administrative review of site plans for residential use where such site plans do not require approval at a public hearing, there shall be paid for the processing of each and every application, a minimum fee of \$1,467.75 (expedite: 2,201.63).

The exact amount of each and every administrative site plan review fee is established by the addition of the following fees: \$733.88 per 10 acres or portion thereof, and \$366.94 per 15 units or portion thereof.

Planning, Zoning, and Platting Services Fee Schedule

Submittal of the first revised plan will be assessed at no additional cost to the applicant. Subsequent revisions will be processed at an additional charge of \$880.65 per revised plan and shall be paid in total at the time of submittal.

R. ADMINISTRATIVE SITE PLAN REVIEW FEE (COMMERCIAL, MIXED USE, AND PEDESTRIAN-ORIENTED DEVELOPMENT)

- 1.) For every application for an administrative review of site plans for commercial use where such site plans do not require approval at a public hearing, there shall be paid for the processing of each and every application, a minimum of \$2,201.63 (expedite: 3,302.45).

The exact amount of each and every administrative site plan review fee is established by the addition of the following fees: \$880.65 per 10 acres or portion thereof, and \$293.55 per 5,000 sq. ft. or portion thereof. For mixed use applications with residential units, there shall be the addition of the following fee: \$366.94 per 15 units or portion thereof.

Submittal of the first revised plan will be processed at no additional cost to the applicant. Subsequent revisions will be processed at an additional charge of \$880.65 per revised plan and shall be paid in total at the time of submittal.

- 2.) For every application for an administrative review of site plans for an initial determination in connection with a pedestrian-oriented development road impact fee reduction, as provided in Section 33E-8 of the County Code, there shall be a fee paid for processing of each and every application of \$1,500.00.

S. ADMINISTRATIVE LAKE PLAN REVIEW FEE

For every application for an administrative review of lake plans where such lake plans do not require approval at a public hearing, there shall be paid for the processing of each and every application, a minimum of \$1,100.81. The exact amount of each and every administrative lake plan review fee is established by the addition of the following fee: \$308.23 per 10 acres or portion thereof of water surface area.

Submittal of the first revised plan will be assessed at no additional cost to the applicant. Subsequent revisions will be processed at an additional charge of \$880.65 per revised plan and shall be paid in total at the time of submittal.

T. CLASS I PERMITS

For every review of a Class I permit application, there shall be paid at time of application a fee of \$146.78.

U. CLASS IV PERMITS

For every review of a Class IV permit application where a zoning hearing is not required, there shall be paid at the time of application a fee of \$146.78.

V. OTHER PROCESSING AND RESEARCH FEES

- 1) For each and every request for a Hearings Pre-Evaluation or Planning topics, there shall be paid a fee of \$51.00 for every 30 minutes.
- 2) All Plat applications will be charged a total of \$360.50 per application. Subsequent submittals will be processed at a fee of \$206.00.
- 3) For Land Use Plan Map (CDMP) Designation (No Interpretation will be provided), there shall be paid a fee of \$110.09

Planning, Zoning, and Platting Services Fee Schedule

- 4) For Zoning History Research on Subject Property, Zoning District verification, applicable Zoning Code Section, or verification of pedestrian-oriented development determinations for road impact fee reduction purposes pursuant to Section 33E-8, there shall be paid a fee of \$220.16
- 5) For Zoning History Research and Analysis, there shall be paid a fee of \$440.32 (expedite: 880.64).
- 6) For each Group Home Application, there shall be paid a fee of \$220.16
- 7) For Processing and review of legal agreements and documents (Unity of Title, Declaration of use, Covenants, Bonds, Bond Releases, etc.), there shall be paid a fee of \$220.16 plus required recording fees.
- 8) Special Projects

The Director, or designee, has the authority to invoice for project costs associated with special projects or services not contemplated in the current fee structure. The invoice shall consists of estimated labor costs, including any and all estimated fringe benefit costs, and any estimated indirect labor costs, as determined by the Department's Finance Section on a yearly basis. At the end of the project, based on the reconciliation of actual costs to estimated costs, a refund will be issued when estimated costs are greater than actual costs or an invoice will be issued when estimated costs are less than actual costs.

W. GOVERNMENT FACILITIES

For the processing of each and every application for a public hearing for a governmental facility, there shall be paid a fee of \$5,000.00.

X. SHORELINE APPLICATIONS

For each and every application for Shoreline Review there shall be paid for costs associated with processing said application, a fee as follows:

	<u>Fee</u>	<u>Renewal Fee</u>
1. DETERMINATIONS (Development Impact Committee Executive Council)		
a. NEED FOR COMPLIANCE	\$257.50	
b. EXEMPTIONS	601.78	
c. VESTED RIGHTS	601.78	584.25
2. APPLICATION FEE (BASIC) (Applies to all development actions requiring Committee review) (Plat review subject to application fee only)	1,100.81	
3. PLAN REVIEW (BASIC) (Site Plan review)	1,467.76	1,425.00
4. MARINE CONSTRUCTION		
Marinas – 50 Boat Slips & over	733.88	
All Other Construction	234.84	

Planning, Zoning, and Platting Services Fee Schedule

Y. SUBSTANTIAL COMPLIANCE DETERMINATION

For each and every application for a substantial compliance determination, there shall be paid for the review of every application, a fee of \$1,467.75 (expedite: 2,201.63) for residential and \$2,201.63 (expedite: 3,302.45) for commercial/industrial/office/mixed uses. First plan revision will be processed at no charge, subsequent plan revisions will be assessed a fee of \$880.65 each. Advertisement fees shall also be charged.

Z. ZONING KIT AND SUBSCRIPTIONS

For each and every subscription request for Zoning agendas, there shall be paid an annual subscription fee of \$220.16.

AA. ZONING LOGBOOK AND AGENDA SUBSCRIPTION

For each and every subscription request for copies of the zoning logbook and each agenda of monthly hearing files, there shall be paid an annual subscription fee of \$110.09.

BB. HEARING TAPES

For the preparation of a copy of a hearing tape upon request, for each and every tape requested, there shall be paid a fee of \$36.70.

CC. RE-ADVERTISEMENT AND RE-NOTIFICATION FOR DEFERRED OR REMANDED HEARING APPLICATIONS

For each and every zoning hearing application that is deferred or remanded to a date not yet advertised, there shall be paid a fee based on the actual cost of re-advertisement and re-notification, plus \$64.38 for applications involving Community Zoning Appeals Board. A \$321.88 fee shall be charged for Board of County Commissioners deferral, payable to the Board of County Commissioners.

VII. DEVELOPMENT IMPACT COMMITTEE LARGE SCALE APPLICATIONS

For each and every application for a Developmental Impact Committee Large Scale Application there shall be paid for costs associated with said application, in addition to other required public hearing, administrative site plan review, or other zoning application fees, a fee as follows:

A. BASIC FEE: \$8,366.18 Site Plan Review, District Boundary Change, DRI Development Order or DRI Substantial Deviation Determination, Rapid Transit and Essentially built-out DRI.

\$12,769.43 Applications requesting two or more of the above.

B. SIZE OF APPLICATION: Applied to all Applications (total net acreage):

0 – 19.9 \$1,099.35	20 – 29.9 \$1,889.00	30 – 39.9 \$2,778.46	40 – 49.9 \$3,568.11
50 – 69.9 \$4,357.75	70 – 89.9 \$5,263.35	90 – 119.9 \$6,060.34	120 – 159.9 \$6,935.12
160 – 239.9 \$7,732.11	240 – 319.9 \$8,521.76	320 – 399.9 \$9,418.56	400 – 479.9 \$10,208.21
480 – 559.9 \$11,107.93	560 – over \$11,887.31		

C. NUMBER OF UNITS: Applied to all Residential Site Plan Reviews (including mobile homes):

Planning, Zoning, and Platting Services Fee Schedule

0 – 274 \$1,099.35	275- 299 \$1,687.91	300 – 324 \$2,282.36	325 – 349 \$2,879.73
350 – 399 \$3,475.63	400 – 449 \$4,071.54	450 – 524 \$4,660.11	525 – 599 \$5,305.92
600 – 699 \$5,860.73	700 – 799 \$6,447.83	800 – 949 \$7,043.74	950 – 1099 \$7,648.45
1100 – 1399 \$8,235.55	1400 – over \$8,824.11		

D. SIZE OF BUILDINGS (Sq. Ft.): Applied to Office, Business, Industrial, et al, Site Plan Reviews:

0 – 124,999 \$1,099.35	125,000 – 149,999 \$1,981.46	150,000 – 174,999 \$2,981.01
175,000 – 199,999 \$3,954.12	200,000 – 224,999 \$4,861.19	225,000 – 249,999 \$5,843.12
250,000 – 274,999 \$6,750.19	275,000 – 299,999 \$7,732.11	300,000 – 349,999 \$8,722.84
350,000 – 399,999 \$9,621.11	400,000 – 449,999 \$10,620.64	450,000 – 499,999 \$11,510.10
500,000 – 599,999 \$12,493.49	600,000 – over \$13,482.75	

E. ADDITIONAL SITE PLANS: \$2,376.29 each

F. ADDITIONAL DISTRICT BOUNDARY CHANGES: \$1,183.01 each

G. SUPPLEMENTAL DEVELOPMENT OF REGIONAL IMPACT FEE: \$11,887.31 – Development Order

H. CHARTER SCHOOLS

Basic Fee: \$2,201.63

Size of property: \$880.65 – per 10 acres or portion thereof

Size of buildings: \$293.55 – per 5,000 sq. ft. or portion thereof

\$880.65 per revised plan submitted (first revision is processed at no charge)

I. NOTICES

As provided in Section I.L. of this Implementing Order, additional cost of mailing notices will be assessed on all Essential Built-Out DRI and Charter School applications.

VIII. VESTED RIGHTS / TAKINGS FEE

A. BASIC FEE: \$1,864.04

Planning, Zoning, and Platting Services Fee Schedule

B. NOTICES: Additional cost of mailing notices will be assessed as provided in Section I.L of this Implementing Order.

IX. EXTENSION OF CAPACITY RESERVATION

For each and every application for an extension of capacity reservation, there shall be paid a fee as follows:

SECTION 33G-6 MIAMI-DADE COUNTY CODE	\$1,864.04
--------------------------------------	------------

X. APPEALS OF PLAT COMMITTEE DECISIONS

For each and every application for an appeal of a Plat Committee Decision [Section 28-7(F)], there shall be paid a fee as follows:

\$911.48 flat fee

XI. APPEALS OF IMPACT FEE ASSESSMENTS: SECTION 33E-15 (ROAD); SECTION 33I-13 (POLICE); SECTION 33J-14 (FIRE); SECTION 33H-16 (PARK) AND SECTION 33K-14 (SCHOOL-MIAMI-DADE COUNTY CODE)

For each and every application for an appeal of the above listed impact fee assessments, there shall be paid a fee as follows:

\$209.89 per single family residential unit up to four units.

Over four units \$911.48 flat fee.

\$911.48 flat fee all other applications

XII. ADJUSTMENT OF LANDSCAPING REQUIREMENTS APPLICATION FEES

For every application for an adjustment of landscaping requirements, there shall be paid for the processing of each and every application, a fee as follows:

\$209.89 per single family residential unit up to four units.

Over four units: \$911.48 flat fee.

\$911.48 flat fee all other applications

XIII. LAKES AND LANDFILLS

Original permit (CU) fee for new Lakes and/or Landfills: \$509.31

Renewal of permits (CU) or review of As-Built drawings for Lakes and/or Landfills including Rock mining Uses located either outside or inside the boundaries of the Rock mining Overlay Zoning Area (ROZA): \$258.32

Original permit (CU) fee for new Lakes and/or Landfills including Rock mining Uses located inside the boundaries of the Rock mining Overlay Zoning Area (ROZA) \$1,609.38, plus an advertising fee of \$278.10 per advertisement.

XIV. ZONING PLANS PROCESSING FEE

A. INITIAL LANDSCAPE FEE

Residential	<u>Fee</u> \$66.50
-------------	-----------------------

Planning, Zoning, and Platting Services Fee Schedule

Commercial / Industrial and all multi-family residential and all others 125.00

B. RE-WORK FEES

A fee of \$110.09 may be charged for failure to make required correction previously indicated.

C. REVISED LANDSCAPING PLANS FEE

Landscaping plan revision after permit is issued shall be subject to a fee of \$122.31.

XV. ZONING REVIEW FEE ASSOCIATED WITH BUILDING PROCESS

A zoning review fee related to the permitting process such as the zoning plans processing review and the zoning inspection process is being split from the building fee, therefore creating a zoning review fee.

A. REVISED PLANS PROCESSING FEE

Plan revisions shall be subject to a fee at the rate of \$1.47 per minute of time for each review that takes longer than 5 minutes.

B. "UP FRONT" PROCESSING FEE

When the building permit application is received for the construction of a new Single Family Residence or Duplex, the applicant shall pay an "up-front" processing fee equal to \$0.04 for each square foot or fractional part thereof, or \$0.0013 per dollar in estimated value or fractional part when square footage does not apply.

When a building permit application is received for a commercial project, the applicant shall pay an "up-front" processing fee equal to \$1.47 per 100 square foot or fractional part or \$0.24 for each \$117.42 of estimated value or fractional part thereof.

This processing fee is not refundable, but shall be credited toward the final building permit fee.

C. MINIMUM FEE FOR BUILDING PERMIT

The minimum fee for all building permits is applicable to all items in this section except as Fee
otherwise specified. \$51.50

(With the exception of fees associated with windows, trusses, doors, skylights and all required shop drawings, which are already included in the basic building permit fee, this minimum fee does not apply to add-on building permit fees issued as supplementary to current outstanding permits for the same job.)

D. REFUNDS

A full refund less \$51.50 of the application/permit fee paid shall be granted to a customer who requests a refund provided:

- 1) That the refund amount is greater than \$51.50; and
- 2) That the department receives a written request from the customer prior to the application/permit expiration date; and
- 3) That the customer submits with such request the applicant's validated copy of such application/permit

E. NEW BUILDING OR ADDITIONS

Fee

**Planning, Zoning, and Platting Services
Fee Schedule**

New construction Single Family and Duplex above 1,000 sq. ft. – Group 1 per sq. ft.	\$0.09
Prefabricated utility shed with slab (max 100 sq. ft. of floor area)	11.74
Single Family and Duplex (Group 1) – Attached Structures	
0 to 100 sq. ft. in floor area	16.15
101 to 300 sq. ft. in floor area	26.42
301 to 500 sq. ft. in floor area	38.16
501 to 1000 sq. ft. in floor area	68.99
Above 1000 sq. ft. per sq. ft.	0.09
Single Family and Duplex (Group 1) – Detached Structures	
0 to 100 sq. ft. in floor area	16.15
101 to 300 sq. ft. in floor area	26.42
301 to 500 sq. ft. in floor area	38.16
501 to 1000 sq. ft. in floor area	68.99
Above 1000 sq. ft. per sq. ft.	0.09
Alterations or repairs to Single Family Residence or Duplex (Group 1) per \$1.00 of estimated cost or fractional part	0.01
Minimum fee	51.50
Maximum fee	184.94
Repairs due to fire damage per \$1.00 of estimated cost or fractional part (copy of construction contract required)	0.014
Minimum fee	68.99
Maximum fee	184.94
Storage & Industrial Use of Group E & F occupancies 100 sq. ft. or fractional part of floor area	2.86
Shade Houses per 100 sq. ft. or fractional of floor area	0.10
Agricultural buildings where site is 5 acres or more	70.81
For a single period, two (2) year extension pursuant to Ordinance #10-14, 79.00 or 10% of the initial fee, whichever is greater.	
Agricultural buildings where site is less than 5 acres	70.81
For a single period, two (2) year extension pursuant to Ordinance #10-14, 79.00 or 10% of the initial fee, whichever is greater.	
Mobile Homes additions – each 100 sq. ft. or fractional part of floor area	2.14
Minimum Fee	51.50
Tents	
0 – 5000 sq. ft.	51.50
Over 5000 sq. ft.	51.50

Planning, Zoning, and Platting Services Fee Schedule

All others, including temporary building for construction, per 100 sq. ft. or fractional part of floor area	3.23
Minimum	68.99
For a single period, two (2) year extension pursuant to Ordinance #10-14, 79.00 or 10% of the initial fee, whichever is greater.	
FOR STRUCTURES OF UNUSUAL SIZE OR NATURE AS ARENAS, STADIUMS AND WATER AND SEWER PLANTS THE FEE SHALL BE BASED ON ½ OF 1% OF THE ESTIMATED CONSTRUCTION COST	0.01
F. NEW CONSTRUCTION OTHER THAN AS SPECIFIED HEREIN: (WATER TOWERS, PYLONS, BULK STORAGE-TANK FOUNDATIONS, UNUSUAL LIMITED-USE BUILDINGS, MARQUEES, AND SIMILAR CONSTRUCTION)	
	<u>Fee</u>
For each \$1,000 of estimated cost or fractional part	\$2.64
Minimum fee	51.50
G. ALTERATIONS AND REPAIRS TO BUILDING, PAVING/RESTRIPING/RESURFACING/SEAL COATING, AND OTHER STRUCTURES (EXCEPT GROUP I)	
	<u>Fee</u>
For each \$100 of estimated cost or fractional part	0.39
Minimum fee	61.65
H. MOVING BUILDINGS FOR OTHER STRUCTURES	
For each 100 sq. ft. or fractional part thereof (does not include cost of new foundation or repairs to buildings or structure)	2.94
I. SLABS	51.50
J. FENCES AND/OR WALLS	
Chain link	
0 – 500 linear ft.	51.50
501 – 1000 linear ft.	51.50
Each additional linear ft. over 1000	0.14
Minimum Fee	51.50
Wood each linear ft.	0.21
Minimum Fee	51.50
Concrete each linear ft.	0.35
K. SWIMMING POOLS, SPAS, AND HOT TUBS	
Installation of Swimming Pool/Spa	51.50
Repair of Swimming Pool/Spa	51.50
L. TEMPORARY PLATFORMS AND TEMPORARY BLEACHERS TO BE USED FOR PUBLIC ASSEMBLY	
For each 100 sq. ft. or fractional part of platform area	1.61
Minimum Fee	51.50
For each 100 linear feet or fractional part of seats	1.33

Planning, Zoning, and Platting Services Fee Schedule

M. SCREEN ENCLOSURES, CANOPIES & AWNINGS

1) Screen enclosures	
Each 100 sq. ft. or fraction thereof	2.72
2) Free standing canopies	
For each \$1,000 of estimated cost or fractional part	2.50
Minimum fee	51.50
3) Awnings and Canopies	
Horizontal projection per sq. ft. area covered	0.03
Minimum fee	51.50
4) Storm Shutter review	51.50

N. SIGN PERMIT FEES

1) Quarterly Renewal of Class A sign (temporary)	125.00
2) Class B signs (Point of Sale)	250.00
Inspection Fee for Class B signs	43.49
3) New Class C signs (per sign)	750.00
Annual Renewal of Class C signs (per face)	51.50
4) Balloon sign, vinyl sign, and sign panel change	51.50
5) Mural Signs – original mural sign permit application	360.50
Subsequent plan revisions	180.25

O. TIE DOWN (each) 51.50

P. SATELLITE DISH (each) 51.50

Q. ORNAMENTAL IRON

Per sq. ft. coverage	0.01
Minimum fee	51.50

R. SIGNS & ARCHITECTURAL FEATURES (INDOOR NEONS)

Per sq. ft. of sign	0.39
Minimum fee	51.50
Repairs and re-connection each	51.50
Neon strips each 5 ft. or fractional part	0.73
Minimum fee	51.50

XVI. ZONING INSPECTION FEE

A. INSPECTION FEE

All zoning inspections will be assessed a fee of \$86.97 unless specifically stated otherwise herein. In addition, this zoning inspection fee will be tied to all completion holds. When extra inspection trips are necessary due to 1) wrong address being given on call for inspection, 2) required corrections not being made or completed

Planning, Zoning, and Platting Services Fee Schedule

at time specified, or 3) failure to provide access to the property use, a fee of \$86.97 for the inspector to return shall be charged.

B. INSPECTIONS REQUIRING OVERTIME

Charges for zoning inspections, which are requested in advance and which require that employee work overtime will be at a rate of \$96.56 per hour and in accordance with applicable employee contracted bargaining agreements.

XVII. CHAPTER 163 DEVELOPMENT AGREEMENTS

A one-time fee of \$1,287.50 shall be paid for the initial review of a Chapter 163 Development Agreement.

XVIII. FEE FOR MONITORING DEVELOPMENT OF REGIONAL IMPACT AND OTHER MAJOR PROJECTS

A. \$257.50 for every status report submittal.

B. A \$154.50 additional fee shall be paid to the Department for all late submittals of status reports.

XIX. HISTORIC PRESERVATION FEES

A. Certificate of Appropriateness (COA)

	<u>Fee</u>
COA: Demolition	\$500.00
COA: New Construction	500.00
COA: Relocation	100.00
All other HP Board COA's	150.00
COA: After the Fact Administrative: Review	150.00
COA: After the Fact – Board Review	300.00

B. Certificate to Dig (CTD) ~~Approval~~ Determination Letter

250.00

Archaeological Monitoring (\$50.00 for each additional hour) Minimum fee	100.00 for first hour
Archaeological Field Work and Excavation (\$65.00 for each additional	150.00 for first hour

C. Ad-valorem Tax Abatement Application

Single Family	250.00
Multi-Family under 30 units <u>30 units and under</u> more than 30 units	500.00 1,000.00
Commercial under 10,000 sq. ft.	1,250.00
10,001 – 50,000 sq. ft.	3,000.00
50,001 – 100,000 sq. ft.	6,000.00
Over 100,000 sq. ft.	9,000.00
Resource Assessments	
Environmental Reviews	100.00
Cultural Resource Assessments (CRA) (\$50.00 for each additional review)	100.00 [±] for up to two site reviews

Planning, Zoning, and Platting Services Fee Schedule

~~*CRA requests from the Office of Community and Economic Development are exempt from this fee.~~

~~D. Designation Report Requests~~Petitions by Owner:

Individual Property	250.00
Designation Report Requests: Districts	
up to 20 properties	500.00
each additional contributing resource	50.00

~~E.D.~~Deferment or Continuance of Hearing

After the Legal Ad has been placed	150.00
------------------------------------	--------

E. Appeal to County Commission

1,100.81

~~F. Code Violation~~ \$500.00 per day

XX. PLATTING FEES

A. Tentative Plat

	<u>Fee</u>
1. Fee for Tentative Plat to release plat condition for 1 residential lot	\$500.00
2. Fee for Tentative Plat to subdivide 1 residential lot into 2 residential lots, or to plat for 1 residential lot	1,000.00
3. Fee for Tentative Plat of non-residential parcels, or residential parcels not defined in A.1 or A.2 above.	2,500.00 base fee plus \$100.00 per site <u>(over 1 site)</u>
4. Fee for submission of Tentative by same or new owner (revision) Additional Fee is required for sites added based on the number of additional sites	850.00 plus \$100.00 per site added to original
5. Fee for review of Tentative Plat, new owner application (no revision)	850.00
6. Resubmission of Tentative due to non-compliance to Platting committee recommendation Second resubmission of Tentative to non-compliance to Platting committee recommendation After the second resubmission, each subsequent resubmission fee will be incrementally increased by 20%, based on the prior resubmission fee.	1,000.00
7. Fee to request an extension of the original Tentative Plat (Approval period determined by Chapters 28 and 33G of the Miami-Dade County Code) Before expiration of the approval period After the expiration of the approval period	1,250.00 2,500.00

B. Waiver of Plat

Planning, Zoning, and Platting Services Fee Schedule

After approval of a Waiver of Plat, any change shall be submitted as new Waiver of Plat. If approved, the new submittal will nullify the previously approved Waiver of Plat.

1. Fee to process Waiver of Plat of non-residential parcels or residential parcels	2,500.00
2. Revision of previously deferred Waiver of Plat to change parcels at owner's request (same or new owner)	850.00
3. Review of Waiver of Plat, new owner application (no revision)	500.00
4. Resubmission of Waiver of Plat due to non-compliance to Platting committee recommendations	
Second resubmission of Tentative to non-compliance to Platting committee recommendation	1,000.00
After the second resubmission, each subsequent resubmission fee will be incrementally increased by 20%, based on the prior resubmission fee.	
5. Fee for rescinding approved Waiver of Plat and recorded Resolution	2,000.00

C. Waiver of Subdivision Code Requirements⁰

1. Additional fee for review of Tentative Plat or Waiver of Plat which entails a request for a waiver of subdivision code requirements	468.00
2. Fee for Request for waiver of Underground Ordinance	156.00
3. Correspondence answering inquiries	117.00

D. Paving and Drainage

(Fee paid at initial submittal of Paving and Drainage plans)

1. Initial Paving and Drainage plans review	
For projects 2 Acres or less – the base fee	1,200.00
For project over 2 Acres	1,200.00 plus 1,200.00 per acre over 2 acres with a maximum of 6,000.00
For projects 2 Acres or less – Expedite fee	1,800.00
For projects over 2 Acres – Expedite fee	1,800.00 plus 1,800.00 per acre over 2 acres with a maximum of 9,000.00
2. Resubmittal Paving and Drainage Plans	
Second submittal	No charge
Third submittal and every resubmittal thereafter	1,200.00
3. Required re-approval Paving and Drainage Plans after one year	
Re-approval required for expired permit plans (plans expire one year after approval)	1,200.00

E. Final Plat (Final Plat fee to be paid at the time the Final Plat is submitted for review)

1. Fee for Final Plat to release plat condition for 1 residential lot	500.00
---	--------

Planning, Zoning, and Platting Services Fee Schedule

2. Fee for Final Plat to subdivide 1 residential lot into 2 residential lots, or to plat 1 residential lot	1,000.00
3. Fee for Final Plat of non-residential parcels, or residential parcels not defined in E1 or E2 above	2,500.00 base fee plus \$250.00 per site <u>(over 1 site)</u>
Optional Expedite Fee:	In addition to the Base Fee
Additional Fee:	
Punch List	250.00
Mylar and Recordation	1,000.00
Total Additional Fee	1,250.00
Additional Per Site Fee:	
Punch List	25.00
Mylar and Recordation	100.00
Total Additional Per Site Fee	125.00
4. Fee for reverting any previously recorded plat	2,000.00

F. Platting and Traffic Section Zoning Application Review Fee

(Fee required when zoning application or revision are submitted)

1. Fee to accompany submission of initial Zoning application (expedite)	500.00 750.00
2. Fee to accompany submission of Zoning application revision	400.00
3. Lake Excavation review fee	300.00

G. Decorative Wall and Entrance Feature Review

1. Fee to accompany Decorative Wall Plans for review	500.00
2. Fee to accompany Entrance Feature Plans for review	500.00

H. Bonding (fee required when bonding documentation is submitted)

1. Initial submittal and review of Agreement and Letter of Credit and associated documents	400.00
2. Review of corrected bonding documentation	300.00
3. Administrative review fee for change of owner and exchange of collateral	300.00
4. Administrative review fee for exchange of collateral with the same owner	200.00
5. Inspection fee for reduction or release of bond (required for each inspection)	200.00
6. Administrative fee for reduction or release of bond	100.00

I. Research

Request for Land Development records must be submitted in writing with the minimum research hourly fee

1. Minimum fee covering the first hour of research	40.00
2. Additional research fee for each additional half hour	20.00

XXI. PUBLIC WORKS FEES

A. Public Works Construction

	<u>Fee</u>
1. For installation or repair of sanitary, water lines, gas lines, buried electric, telephone, CATV, service laterals or other underground utilities (includes sprinklers):	

Planning, Zoning, and Platting Services Fee Schedule

For 100 linear feet or less	\$200
For each additional 100 linear feet or fraction thereof	100
2. For each installation or repair of exfiltration drains consisting of one catch basin, exfiltration trench, or slab covered trench. Repairs to pipes associated with drainage to be charged per each instance of repair:	
For each inlet and associated exfiltration trench, continuous systems to be charged per inlet	180.00
3. For construction or replacement of concrete work in the public right-of-way:	
A. Sidewalks	
For 100 linear feet or less	160.00
For each additional 100 linear feet or fraction thereof	75.00
B. Curb, gutter, Curb and Gutter, Valley Gutter, curb separators, etc.:	
For 100 linear feet or less	250.00
For each additional 100 linear feet or fraction thereof	140.00
4. For construction of driveways on private property (includes brick pavers):	165.00
5. For driveway approaches on the public right-of-way:	
A. For each residential driveway approach width of 20 feet or less (each driveway approach)	35.00
B. For each commercial driveway approach, or for each driveway approach on a major roadway (arterial, collector, section-line, ½ section-line) roadway, or for each residential driveway approach width greater than 20 feet. (each driveway approach)	50.00
6. For construction of street pavements, including paving of parkways and shoulders (includes base and subgrade):	
A. One lane or two lane pavements (width of pavement being 0 to 24 feet):	
For 100 linear feet or less	550.00
For each additional 100 linear feet or fraction thereof	215.00
B. Three or more lanes of pavement (aggregate width greater than 24 feet):	
For 100 linear feet or less	615.00
For each additional 100 linear feet or fraction thereof	250.00
7. For repair, resurfacing, milling & resurfacing, patching, or pavement restoration in public rights-of-way:	
For each 1000 square feet or fraction thereof	30.00
8. For erection of street name signs, traffic or directional signs, etc.:	
For each sign	20.00
9. For installation of permanent type traffic barricades, guardrails, bollards or guide posts:	
For each 100 linear feet or fraction thereof	100.00
10. For construction of street culvert or driveway culvert:	
For each 100 linear feet or fraction thereof	130.00
11. Installation of culvert pipe to enclose existing drainage ditch or canal:	
For each 100 linear feet or fraction thereof	720.00

Planning, Zoning, and Platting Services Fee Schedule

B. Private Property

1. New pavement for parking lots (i.e., other than street pavements and driveways):

For each 1000 square feet paved area or fraction thereof	50.00
--	-------
2. Drainage on private property shall be the same as listed in (A) above. If in conjunction with No. (B) 1, 1/3 of the fee for drainage as listed in (A) above.

Concrete Work associated with driving surfaces on private property, sidewalks, curbs, gutters, extruded curbs, valley gutters, cube and gutters, curb separators, etc. on private property:
3. For repairs and/or restoration of driving surfaces on private property:
 - A. Resurfacing, water proofing, or seal coating (does not apply to private homeowners):

For each 5000 square feet or fraction thereof	50.00
---	-------
 - B. Patching (patch < 100 square feet) each 20.00

Maximum permit fee for work under for C4 a and b	260.00
--	--------

C. Other Fees

1. Penalty Fees:

When work for which a permit is required is commenced prior to obtaining a permit a penalty fee will be imposed.

The Penalty Fee will be Double the original permit fee.
2. Re-inspection Fee other than traffic signals: 70.00
3. Landscaping Fee:
 - A. Tree 10.00
 - B. Ground cover, per square yard or fraction thereof 3.00
4. Processing Fees (non-refundable):
 - A. Upfront Design Review Processing Fee 70.00
 - B. Permit processing fee 70.00

IO No.: 4-123

Ordered: ~~[[9/17/2015]]~~ >> 9/19/2019 <<

Effective: 10/1/[[2019]] >> 2019 <<

MIAMI-DADE COUNTY FIRE PREVENTION FEE SCHEDULE

AUTHORITY:

Section 5.02 of the Miami-Dade County Charter, Section 2-182(a), Section 14-~~[[53(f)]]~~ >> 39 <<, ~~[[Section 14-53.1]]~~, and Section 30-388 of the Miami-Dade County Code.

SUPERSEDES:

This Implementing Order supersedes previous Implementing Order 4-123 >> dated October 1, 2015, << pertaining to fees related to fire inspections, plans review activities, and the establishment of emergency vehicle zones.

POLICY:

This Implementing Order pertains to fees charged by the Miami-Dade County Fire Rescue Department related to fire life safety inspections, new construction inspections, fire plans review, fire & life safety education, and establishment of emergency vehicle zones. Fire life safety inspections, plans review, fire & life safety education, and the establishment of approved emergency vehicle zones are essential to protect the public health, safety, and welfare in the jurisdiction. The schedule of fees is intended to pay for the cost of providing the services. Section 14-~~[[53]]~~ >> 39 << of the Miami-Dade County Code mandates that the fees for the permits shall be placed in a separate account and that the fees are to be used exclusively for fire prevention activities by the jurisdiction. No application, permit, certificate, or receipt shall be issued until the appropriate fee is paid.

PROCEDURE:

Administration of this >> ~~[[i]]~~ implementing >> Q << ~~[[e]]~~ order is delegated to the Director of the Miami-Dade County Fire Rescue Department, who shall be responsible for the collection of fees and the delivery of required services pursuant to Miami-Dade County Code, Chapter 14, Articles I through ~~[[III]]~~ >> IV << in general and Section ~~[[14-53]]~~ >> 14-39 << specifically relating to fire prevention. The following fees shall be in effect through September 30, ~~[[2017]]~~ >> 2021 <<. The rates shall be adjusted on October 1, ~~[[2017]]~~ >> 2021 <<, and every two years subsequently to keep pace with the Consumer Price Index for >> all << Urban ~~[[areas-all]]~~ >> customers << (CPI-U) for Miami/Fort Lauderdale ~~[[rate-of-inflation]]~~ >> . << ~~[[a]]~~ >> A << adjustment shall be the sum of the actual two previous positive fiscal years' CPI-U Miami/Fort Lauderdale rates ~~[[rounded to the nearest \$1.00 increment]]~~.

Every year, or earlier, if need be, the Director shall review all fees and recommend necessary changes to the County through this Implementing Order procedure.

This Implementing Order is hereby submitted to the Board of County Commissioners of Miami-Dade County, Florida.

Approved by the County Attorney as to form and legal sufficiency _____

MIAMI-DADE COUNTY FIRE PREVENTION FEE SCHEDULE

1. **Work Done Without Permit:**
When work for which a permit is required is commenced prior to the obtaining of a permit, the permit applicant shall be required to pay a double permit fee.

- ~~[[2-]]~~ **Preliminary Inspection:**
~~If a preliminary inspection is requested, a fee of \$79.00 will be assessed per inspection for buildings less than 5,000 square feet.~~

~~For buildings over 5,000 square feet, a fee of \$117.00 per inspector per hour will be required.]]~~

- ~~[[3-]]~~ **Up Front Processing:**
When a building permit application is received, the applicant shall pay an "up-front" processing fee equal to approximately 30% ~~>>of<<~~ the cost of a new permit. This processing fee is not refundable ~~[[but]]~~ ~~>>and<<~~ and shall be credited toward the final permit fee.

- ~~[[4-]]~~ **Review of Plans to Determine Applicability:**
Review of plans to determine if ~~[[they require]]~~ further [[~~\$15.00~~]] >>\$15.62<<
review ~~[[for life safety]]~~ is ~~>>is required<<~~[[.

- ~~[[5-]]~~ **New Building or Additions:**
For each 100 square feet or fractional part of floor area up to 20,000 square feet. (Minimum fee of ~~[[\$117.00]]~~ [[~~\$3.15~~]] >>\$3.28<<
>>\$121.80<<).
For each additional 100 square feet or fractional part of floor area thereafter. [[~~\$1.15~~]] >>\$1.20<<

Except for buildings for storage and industrial uses of the Groups E and F occupancies as defined in ~~>>Chapter 3 of<<~~ the Florida Building Code, the fee shall be:
For each 100 square feet or fractional part of floor area up to 20,000 square feet. [[~~\$6.80~~]] >>\$7.08<<
For each additional 100 square feet or fractional part of floor area thereafter. [[~~\$2.30~~]] >>\$2.39<<

Except for greenhouses and buildings for agricultural uses (non-residential) when located on the premises so used, screen enclosures, and trailer additions:
For each 100 square feet or fractional part of floor area. [[~~\$1.15~~]] >>\$1.20<<

- ~~[[6-]]~~ **Other New Commercial Construction:**
(Water towers, pylons, bulk storage-tank foundations, seawalls, bulkheads, unusual limited-use buildings, freestanding rigid canopies, marquees, and similar construction.) (Minimum fee ~~[[\$117.00]]~~ >>\$121.80<<)
For each \$1,000.00 of estimated cost or fractional ~~>>part thereof.<<~~ >>\$2.39<<
[[~~\$2.30~~]]

- ~~[[7-]]~~ **Repairs, Renovation, Modifications, Reconstruction, and Alteration to Buildings and Other Structures and to establish use:**
Up to \$1,000.00 of estimated cost or fractional part [[~~\$10.20~~]] >>\$10.62<<
(Minimum fee of ~~[[\$117.00]]~~ >>\$121.80<<).

For each additional \$1,000.00 of estimated cost or fractional part thereof. [[~~\$2.30~~]] >>\$2.39<<

[[8-]]>>7.<<

Revised or re-stamped Plans Processing:

- A. Minor plan revisions or re-stamp up to one half hour >>of<< work shall be subject to a minimum fee of [[~~\$79.00~~]]>>\$82.24.<<
- B. Major plan revisions or re-stamp requiring over one half hour of work shall be subject to a fee of 50 percent of the original fee up to a maximum of [[~~\$678.00~~]]>>\$705.80<< and a minimum fee of [[~~\$117.00~~]]>>\$121.80<<.
- C. Subsequent revisions or re-stamp of zoning hearing application and/or land subdivision projects shall be subject to a flat fee of [[~~\$82.00~~]]>>\$85.36<< per revision.
- D. Stamping of second or subsequent duplicate sets of plans [[~~\$80.00~~]] >>\$83.28<<.

[[9-]]>>8.<<

Lost Plans Fees:

When plans for new buildings and additions are lost by the owner or contractor, a recertification fee will be required to review, stamp, and approve a new set of plans as a field copy. Such fees shall be based on 30 percent of the original building permit fee, with a minimum fee of [[~~\$79.00~~]]>>\$82.24<<.

[[11-]]>>9.

Minimum Fees for Plan Review and Inspection for Building Permit:

Minimum fee for all permits is applicable to all items in this Section. This fee includes fire plans review and one life safety inspection request.<< \$121.80

>>10.

Preliminary Inspection:

If a preliminary inspection is requested, a fee of \$82.24 will be assessed per inspection for buildings less than 5,000 square feet.

For buildings over 5,000 square feet, a fee of \$121.80 per inspector per hour will be required.<<

[[10-]]>>11.<<

Life Safety Inspection for ~~[Certificate of]~~ Temporary >>Certificate of << Occupancy:

This fee will be charged for the life safety inspection leading to the issuance of a Temporary Certificate of Occupancy (TCO). An inspection fee of [[~~\$79.00~~]]>>\$82.24<< for the first hour (or any part thereof) of inspection and [[~~\$79.00~~]]>>\$82.24<< per hour [[~~(or any part thereof)~~]] for each additional hour >>(or any part thereof)<<.

[[11-]]

Minimum Fees for Plan Review and Inspection for Building Permit:

Minimum fee for all permits is applicable to all items in this Section. This fee includes fire plans review and one life safety inspection request. \$117.00
 Partial life safety inspection for building permit \$124.30]]

12.

Life Safety Re-inspections for Certificate of Occupancy:[[~~\$156.00~~]] >>\$162.40<<

A re-inspection is required for the following reasons:

- 1) Occupancy failed the C.O. inspection for one or more violations.
- 2) An incorrect address was given resulting in no inspection.
- 3) Occupancy is not ready for final inspection.
- 4) No contractor or unable to gain access on inspector's arrival.
- 5) No approved plans on-site at time of inspection.
- 6) Previous violations were not corrected.
- 7) Untimely cancellation of inspection request

A >>re-inspection<< [[~~partial inspection~~]] fee is charged for each inspection when the inspection is for a portion of the building that had not been previously requested for inspection.

13.

Fire Alarm/Access Control Systems Plan Review, ~~[Acceptance]~~ Test and Inspection/Recertification:

This includes fire plan review and one life safety inspection request.

1 to 6 devices	[[\$169.00]]	>>\$175.93<<
[[6]]>>7<< to 100 devices	[[\$282.00]]	>>\$293.56<<
Per device over 100	[[\$1.60]]	>>\$1.67<<

[[14]]	Re-inspection Fire Safety Systems (i.e. Fire Alarm, Sprinklers, Smoke Control, etc.):	
	First re-inspection	\$79.00
	Second re-inspection	\$79.00
	Third or more re-inspections	\$156.00]]

[[15]]>>14.<<	Smoke Control Systems Test and Inspection:	[[\$282.00]] >>\$293.56<<
----------------------------	---	--

[[16]]	Fire Well (On-Site System) Test and Inspection:	\$282.00]]
---------------------	---	------------

>>15. **In-Building Public Safety Radio Enhancement Systems:**

Signal Strength Verification Test and System Acceptance Test:

1 to 4 floors or up to 10,000 square feet	\$175.93
5 to 10 floors or from 10,001 to 25,000 square feet	\$293.56
Greater than 11 floors or greater than 25,001 square feet	\$468.45

<u>Re-Acceptance Test for Existing Buildings:</u>	\$260.25
--	----------

Plans Review, Test, and Inspection:

This includes fire plan review and one inspection request.

1 to 6 devices	\$175.93
7 to 100 devices	\$293.56
Per device over 100	\$1.67

16.	<u>Generator Load Bank Testing and Generator Life Safety Inspections:<<</u>	
	First inspection	\$82.24*
	Second re-inspection	\$82.24*
	Third or more re-inspections	\$162.40*

*Additionally, all **Generator Load Bank Testing** requires scheduling a Special Request Inspection (SRI) at an additional cost as per this fee schedule.<<

17.	Fire Suppression System Plan Review, Test and Inspection/Recertification Each Request:	
	Up to 20 heads	[[\$198.00]] >>\$206.12<<
	21 to 49 heads	[[\$282.00]] >>\$293.56<<
	Per head over 49	[[\$0.45]] >>\$0.47<<

18.	<u>Rough Inspection of Fire Suppression Systems (Each Request):</u>	
	(Inclusive of underground, flush, pressure test, and location).	
	Up to 49 heads	[[\$259.00]] >>\$269.62<<
	Per head over 49	[[\$0.49]] >>\$0.51<<

19.	Standpipes Test and Inspection/Recertification:	[[\$282.00]] >>\$293.56<<
-----	--	--

20.	Fire Pumps Test and Inspection/Recertification:	[[\$282.00]] >>\$293.56<<
-----	--	--

>>21.	<u>Fire Well (On-Site System) Test and Inspection:</u>	\$293.56<<
-------	---	------------

[[24]]>>22.<<	Hydrant Use Permits:	
	Construction meters (fixed site). Per use	[[\$117.00]] >>\$121.80<<
	Construction meters (floating use such as pest control,	[[\$198.00]] >>\$206.12<<

lawn spraying, etc.)
Annual and per meter

[[22.]]>>23.<< **Hydrant Flow Test:** [[\\$282.00]] >>\\$293.56<<

[[14.]]>>24.<< **Re-inspection Fire Safety Systems (i.e. Fire Alarm, Sprinklers, Smoke Control, >>In-Building Public Safety Radio Enhancement Systems,<< etc.):**

First re-inspection [[\\$79.00]] >>\\$82.24<<

Second re-inspection [[\\$79.00]] >>\\$82.24<<

Third or more re-inspections [[\\$156.00]] >>\\$162.40<<

[[23.]]>>25.<< **Special Request Inspections (SRI):** [[\\$470.00*]] >>\\$489.27*<<

*Per inspector and in addition to applicable inspection or re-inspection fee.

Note: SRIs lasting over 4 hours will incur an additional charge of [[\\$115.00]]>>\\$119.72<< per hour or portion thereof per inspector

>>26. **Technical Professional Services:**

Assessed for technical professional services requiring research, preliminary plans review, expedited plan review, zoning hearing applications, land subdivision projects, or review of engineered life safety plans. Expedited plan review fees shall be in addition to the applicable plan review fee

First hour or portion thereof \$223.82

Each additional hour or portion thereof \$75.99<<

[[24.]]>>27.<< **Refunds:**
A portion of fees charged pursuant to Implementing Order 4-123 may be refunded by the Chief Fire Official or designee based on the following:

A. No refunds shall be made on requests involving:

1. Permit fees for the minimum plans review fee or less.
2. Permits revoked by the Building Official, permits cancelled by court order, or conditional permits.
3. Permits which have expired.
4. Permits under which work has commenced as evidenced by recorded inspection having been made by a fire inspector.
5. When there is a change of contractor.

B. Refunds will be for the permit fee less 50% or the minimum plans review fee, whichever is greater provided the following is met:

1. The Department receives a written request from the permit holder prior to the permit expiration date.
2. The permit holder submits with such request the applicant's validated copy of such permit.
3. No work has commenced under such permit as evidenced by any recorded inspection.
4. The Chief Fire Official approves the request.

[[25.]]>>28.<< **Appeals [~~to the Fire Prevention and Safety Appeals Board~~]:**

[[\\$113.00]]

>>Appeals to the Fire Prevention and Safety Appeals Board:<< Fee to recover the expenditure of resources associated with operation of the Fire Prevention and Safety Appeals Board, including, but not limited to, court reporters and legal transcripts>>fee is refundable upon request if the appellant prevails.<< >>\\$117.63<<

>> Appeal of Uniform Civil Violation Notice to a Hearing Officer: \$88.49
Department cost for preparing and presenting a citation appeal. This cost is a non-refundable fee that is charged to cover the additional Department expenses related to additional site visits, employee research & documentation to present an appeal. Fee is charged in case the appellant is found guilty.<<

[[26-]]>>29.<< **Flammable, Combustible, Hazardous Materials and/or Processes:**
 Fee assessed to occupancies storing, handling, or using flammable, combustible, hazardous materials and/or processes>>, including outdoor cooking.<<
 Fee is ~~[[half the permit.]]~~>>an additional 50% of the appropriate permit fee or \$117.63 for non-permit required occupancies<<

[[27-]]>>30.<< **Life Safety Permit Re-inspection [[fee]]:**
 For more than one re-inspection, a fee of one half of the original permit fee will be charged for inspections of existing occupancies to determine compliance with adopted fire codes.
 Maximum per re-inspection. [[~~\$254.00~~]] >>\$264.41<<

[[28-]]>>31.<< **Requests for Inspection/ Zoning/Certificate of Use/Occupational Licensing Inspection:**
 Non-refundable inspection of existing occupancies to determine compliance with adopted fire codes for change of use, business speculations, etc. where a life safety permit is not required at time of inspection. [[~~\$73.00~~]] >>\$75.99<<

[[29-]]>>32.<< **Non-permit required occupancy inspections:**
 Non-refundable fee for Inspections requested for occupancies that do not require or are exempt from obtaining a Life Safety Permit, such as>>:<<
 attorneys for legal work, governmental law requirements, State buildings, Federal buildings, etc. >>\$75.99*<<
[~~\$73.00~~]
 *Fee is ~~[[~~\$73.00~~]]~~>>\$75.99<< or the applicable occupancy inspection fee, whichever is greater

[[30-]] **Technical Professional Services:**
~~Assessed for technical professional services requiring research, preliminary plans review, expedited plan review, zoning hearing applications, land subdivision projects, or review of engineered life safety plans. Expedited plan review fees shall be in addition to the applicable plan review fee~~
 First hour or portion thereof \$215.00
 Each additional hour or portion thereof \$73.00]]

[[34-]]>>33.<< **Tents (Circus, Carnival, etc.), Membrane Structures, and Other Covered Structures:**
 A. Use of structure(s) for outdoor assembly and exhibitions as per following fee schedule.
 [[30]] >>45<< day maximum or Change of Use.
 Outdoor Assembly Occupancies:
 50 to 300 Persons [~~\$73.00~~] >>\$75.99<<
 301 to 1,000 Persons [~~\$107.00~~] >>\$111.39<<
 Over 1,000 Persons [~~\$141.00~~] >>\$146.78<<
 B. All other uses over ~~[[400]]~~ >>900<< square feet ~~[[and/or any size tent using hazardous material processes or open flame]]~~ >>\$75.99<<
[[~~\$73.00~~]]

Note: Plans that are submitted less than thirty (30) days prior to the event may result in

additional fees such as expedited plan review fee and/or a special request inspection fee or may result in denial of the plan and non-approval of the event.

Inspections that are required to be performed before or after normal business hours or on holidays or weekends will result in an additional special request inspection fee.

>>34.

Outdoor Special Events:

The use of property for temporary outdoor events including but not limited to carnivals, fairs, concerts, festivals, etc. 45 day maximum.

<u>Zero to five acres</u>	<u>\$156.15</u>
<u>Six to ten acres</u>	<u>\$234.23</u>
<u>Greater than ten acres</u>	<u>\$312.30</u>

35.

Indoor Special Events

The temporary use of indoor assembly occupancies or buildings for indoor events, including but not limited to trade shows, festivals, concerts, exhibits, haunted houses, etc. 45 day maximum.

<u>50 to 99 persons</u>	<u>\$111.39</u>
<u>100 to 300 persons</u>	<u>\$146.78</u>
<u>301 to 1,000 persons</u>	<u>\$185.30</u>
<u>1,001 to 10,000 persons</u>	<u>\$370.60</u>
<u>Over 10,000 persons</u>	<u>\$519.46<<</u>

[[32.]]>>36.<<

>>Fireworks/<<Sparkler Sales >>Permit<<:

Sale of >>fireworks/<<sparklers requires submittal of completed application package [[(\$141.00)] >>\$146.78<<

Note: >>For temporary sales locations, plans<<[[Plans]] that are submitted less than thirty (30) days prior to [[the event]] >>opening<< may result in additional fees such as expedited plan review fee and/or a special request inspection fee or may result in denial of the plan and non-approval of the event.

Inspections that are required to be performed before or after normal business hours or on holidays or weekends will result in an additional special request inspection fee.

>>Annual registration of manufacturer, distributor, or wholesaler of fireworks<< >>\$36.44<<

[[33.]]>>37.<<

Fireworks, Pyrotechnic Displays, and Flame Effects >>Permit<<:

Public display of fireworks must be under the direction of a qualified person certified by the department as an operator. Per use. [[(\$215.00)] >>\$223.82<<

Operator certification [[(\$141.00)] >>\$146.78<<

Requires applicant to apply in person.

[[]]>>Annual certification required.<<

Note: Plans that are submitted less than thirty (30) days prior to the event may result in additional fees such as expedited plan review fee and/or a special request inspection fee or may result in denial of the plan and non-approval of the event.

Inspections that are required to be performed before or after normal business hours or on holidays or weekends will result in an additional special request inspection fee.

[[34.]]>>38.<<

Open Burning:

Agricultural 30-day	\$107.00	
Agricultural annual	\$356.00	
Movie set shoot per site/per day	[[\$107.00]]	>>\$111.39<<
Bonfire per site/per day	[[\$107.00]]	>>\$111.39<<

For all permits listed below:

Initial and annual renewal permits may be prorated according to the number of months remaining between the month of date of permit issuance and the month of annual renewal.

[[35-]]>>39.<< **Duplicate or certified copy of Life Safety Permit:** [[~~\$6.00~~]] >>\$6.25<<
Each

>>40.<< **>>Initial Life Safety Permit:**
Non-refundable minimum fee for a new Life Safety Permit – Permit fees exceeding \$75.99 shall be charged the difference according to the occupancy's fee schedule<< >>\$75.99<<

[[36-]]>>41.<< **Airport Terminal Building:**
A structure used primarily for air passenger enplaning or deplaning, including ticket sales, flight information, baggage handling, and other necessary functions in connection with air transport operations. This term includes any extensions and satellite buildings used for passenger handling or aircraft flight service functions. Aircraft loading walkways and "mobile lounges" are excluded.
Annual permit required
Per gross square foot>>_;<< re-inspection fees inclusive \$0.04

[[37-]]>>42.<< **Apartments and Condominiums:**
An apartment building having three or more living units with independent cooking and bathroom facilities. Annual permit required.
Fee is per building and consists of the fee for the number of stories plus the fee for the number of units.
Occupancies storing, handling, or using flammable, combustible, hazardous materials and/or processes shall be assessed an additional hazard fee.

Up to 2 stories	[[\$55.00]]	>>\$57.26<<
3 to 5 stories	[[\$56.00]]	>>\$58.30<<
6 to 7 stories	[[\$89.00]]	>>\$92.65<<
8 stories and above	[[\$148.00]]	>>\$154.07<<
Plus per unit	[[\$1.50]]	>>\$1.56<<
Maximum total fee	[[\$593.00]]	>>\$617.31<<

[[38-]]>>43.<< **Assembly Occupancies:**
Maintenance, operation or use of any occupancy for public assembly>>, including outdoor assembly use.<< Annual permit required.

Up to 49 Persons	[[\$74.00]]	>>\$77.03<<
50 to 99 Persons	[[\$107.00]]	>>\$111.39<<
100 to 300 Persons	[[\$141.00]]	>>\$146.78<<
301 to 1,000 Persons	[[\$178.00]]	>>\$185.30<<
1,001 to 10,000 Persons	[[\$356.00]]	>>\$370.60<<
Over 10,000 Persons	[[\$499.00]]	>>\$519.46<<

Assemblies with an occupant load of 300 or more persons and operating after normal business hours as dance halls, discotheques, nightclubs or assemblies with festival seating

and an occupant load of 300 or more persons.
Per person over 300

\$0.01

~~[[39.]]~~>>44.<< **Assisted Living Facilities:**

All facilities licensed to operate as assisted living facilities. Annual permit required.
Fee is based on the number of clients that the occupancy is licensed or approved for.

1 to 16 clients (Small Facilities)	[[\$119.00]]	>>\$123.88<<
Over 16 clients (Large Facilities)	[[\$148.00]]	>>\$154.07<<
Per additional client over 16	[[\$1.55]]	>>\$1.61<<

~~[[40.]]~~>>45.<< **Automobile Wrecking Yards, Junk Yards:** ~~[[\$141.00]]~~ >>\$146.78<<
Annual permit required.

~~[[41.]]~~>>46.<< **Business Occupancies:**

For the transaction of business for keeping of accounts and records and similar purposes.
Annual permit required.

0 to 1,500 square feet	[[\$28.00]]	>>\$29.15<<
1,501 to 3,000 square feet	[[\$56.00]]	>>\$58.30<<
3,001 to 5,000 square feet	[[\$73.00]]	>>\$75.99<<
5,001 to 10,000 square feet	[[\$118.00]]	>>\$122.84<<
10,001 to 50,000 square feet	[[\$148.00]]	>>\$154.07<<
50,001 to 100,000 square feet	[[\$208.00]]	>>\$216.53<<
100,001 to 150,000 square feet	[[\$261.00]]	>>\$271.70<<
150,001 to 200,000 square feet	[[\$326.00]]	>>\$339.37<<
Over 200,000 square feet	[[\$385.00]]	>>\$400.79<<

>>Common areas or elements of business occupancies, up to two floors: >>\$57.26<<
Per additional floor<< >>\$28.63<<

~~[[42.]]~~>>47.<< **Day Care Occupancies:**
Facilities licensed or operating as day care>>s<< or nursery school>>s<< Annual permit required.
Fee is based on the number of clients that the occupancy is licensed or approved for.

3 to 6 Clients	[[\$84.00]]	>>\$87.44<<
7 to 12 Clients	[[\$97.00]]	>>\$100.98<<
Over 12 Clients	[[\$113.00]]	>>\$117.63<<
>>Additional fee for<<each additional client over 12	[[\$1.70]]	>>\$1.77<<

~~[[43.]]~~>>48.<< **Detention/Corrections Facilities:** ~~[[\$565.00]]~~ >>\$588.17<<
Annual permit required.

~~[[44.]]~~>>49.<< **Educational Facilities**
All occupancies operating as educational facilities in grades K-12. Annual permit required.

Fee is based on number of students the occupancy is licensed, chartered, approved for or based on occupant load.

Minimum	[[\$77.00]]	>>\$80.16<<
Additional fee per enrolled student	[[\$1.70]]	>>\$1.77<<
Maximum total	[[\$789.00]]	>>\$821.35<<

[[45-]]>>50.<<	Emergency Vehicle Zone:	
Establishment of emergency vehicle zone [[Fer]] [[M]]>>m<<odifications >>of emergency vehicle zone.<< as requested	[[\$215.00]] [[\$36.00]]	>>\$223.82<< >>\$37.48<<
[[46-]]>>51.<<	Fuel Terminals	
Storage, handling, or dispensing of flammable or combustible liquids at fuel terminals. Annual permit required.		
Up to ten tanks Per tank over 10	[[\$356.00]] [[\$25.00]]	>>\$370.60<< >>\$26.03<<
[[47-]]>>52.<<	Hospitals:	
All facilities licensed to operate as hospitals. Annual permit required. Fee is based on number of beds that occupancy is licensed or approved for.		
Up to 100 beds Each additional bed Maximum total	[[\$565.00]] [[\$1.45]] [[\$1,130.00]]	>>\$588.17<< >>\$1.51<< >>\$1,176.33<<
[[48-]]>>53.<<	Hotels, Motels, & Dormitories	
Each building having up to 50 units under the same management in which there are sleeping accommodations, with or without meals. Annual permit required. Each additional unit over 50		
[[\$1.45]]	>>\$1.51<<	[[\$141.00]] >>\$146.78<<
[[49-]]>>54.<<	Industrial/Manufacturing Occupancies:	
All buildings or structures primarily used for industrial or manufacturing purposes, including dry cleaning operations. Annual permit required.		
0 to 1,000 square feet 1,001 to 5,000 square feet 5,001 to 10,000 square feet 10,001 to 50,000 square feet 50,001 to 200,000 square feet Over 200,000 square feet	[[\$73.00]] [[\$107.00]] [[\$148.00]] [[\$226.00]] [[\$297.00]] [[\$374.00]]	>>\$75.99<< >>\$111.39<< >>\$154.07<< >>\$235.27<< >>\$309.18<< >>\$389.33<<
>>Common areas or elements of industrial occupancies, up to two floors: Per additional floor		\$57.26 \$28.63<<
[[50-]]>>55.<<	Malls (Covered): [[Annual permit required.]]	
Up to 100,000 square feet Over 100,000 square feet >>Annual permit required.<<	[[\$226.00]] [[\$356.00]]	>>\$235.27<< >>\$370.60<<
[[51-]]>>56.<<	Piers, Wharves, or Docking Facilities:	
All structures or facilities used for the launching and berthing of watercraft. Annual permit required.		
Plus per slip fee over 25.	[[\$1.45]]	>>\$1.51<<
[[52-]]>>57.<<	Mobile Home and Recreational Vehicle Parks: [[Annual permit required.]]	

1 to 100 sites	[[\$107.00]]	>> <u>\$111.39</u> <<
Over 100 sites additional per site	[[\$1.45]]	>> <u>\$1.51</u> <<

>>Annual permit required.<<

[[~~53.~~]]>>58.<<

Nursing Homes:

All facilities licensed to operate as nursing homes. Annual permit required.
Fee is based on number of beds occupancy is licensed or approved for.

Up to 100 Beds	[[\$237.00]]	>> <u>\$246.72</u> <<
Each additional bed	[[\$1.45]]	>> <u>\$1.51</u> <<
Maximum total	[[\$1,044.00]]	>> <u>\$1,086.80</u> <<

[[~~54.~~]]>>59.<<

Other Residential Board & Care Facilities:

All other residential board and care facilities. Annual permit required.

1 to 16 Persons (Small Facilities)	[[\$77.00]]	>> <u>\$80.16</u> <<
Over 16 Persons (Large Facilities)	[[\$113.00]]	>> <u>\$117.63</u> <<
Each additional licensed person over 16 Persons	[[\$1.50]]	>> <u>\$1.56</u> <<

[[~~55.~~]]>>60.<<

Retail, Wholesale, Mercantile Occupancies (Including Open Air):

For display, retail, and wholesale merchandising. Annual permit required.

0 to 1,000 square feet	[[\$28.00]]	>> <u>\$29.15</u> <<
1,001 to 3,000 square feet	[[\$56.00]]	>> <u>\$58.30</u> <<
3,001 to 5,000 square feet	[[\$89.00]]	>> <u>\$92.65</u> <<
5,001 to 10,000 square feet	[[\$119.00]]	>> <u>\$123.88</u> <<
10,001 to 25,000 square feet	[[\$168.00]]	>> <u>\$174.89</u> <<
25,001 to 50,000 square feet	[[\$237.00]]	>> <u>\$246.72</u> <<
50,001 to 100,000 square feet		>> <u>\$309.18</u> <<
Over 100,000 square feet		>> <u>\$370.60</u> <<

>>Common areas or elements of mercantile occupancies, up to two \$57.26

floors:

Per additional floor: \$28.63<<

[[~~56.~~]]>>61.<<

Storage Occupancies:

Buildings or structures used primarily for storage and similar purposes.
Annual permit required.

0 to 1,000 square feet	[[\$73.00]]	>> <u>\$75.99</u> <<
1,001 to 5,000 square feet	[[\$107.00]]	>> <u>\$111.39</u> <<
5,001 to 10,000 square feet	[[\$141.00]]	>> <u>\$146.78</u> <<
10,001 to 25,000 square feet	[[\$170.00]]	>> <u>\$176.97</u> <<
25,001 to 50,000 square feet	[[\$226.00]]	>> <u>\$235.27</u> <<
50,001 to 100,000 square feet	[[\$282.00]]	>> <u>\$293.56</u> <<
100,001 to 200,000 square feet	[[\$339.00]]	>> <u>\$352.90</u> <<
Over 200,000 square feet	[[\$395.00]]	>> <u>\$411.20</u> <<

>>Common areas or elements of storage occupancies, up to two floors: \$57.26

Per additional floor: \$28.63<<

>>62.

Public Education Programs:

Fees intended to defray the costs of providing public education programs

<u>Public Education presentation:</u>	<u>\$104.10</u>
<u>Fire Extinguisher training:</u>	<u>\$104.10</u>
<u>Other Fire Safety training</u>	<u>\$104.10</u>

<u>63.</u>	<u>Review of Emergency Action Plans:</u>	
	<u>Fee charged for the annual review of required emergency action plans</u>	<u>\$36.44</u>

<u>64.</u>	<u>Vacation Rental Homes:</u>	<u>\$75.99</u>
	<u>Single, two-family homes and individual units of a multi-family residential building licensed by the Florida Department of Business and Professional Regulation as Public Lodging Establishments<<</u>	

I.O. No.: 4-131

Ordered: ~~9/28/17~~9/19/2019Effective: ~~10/9/17~~10/1/2019

MIAMI-DADE COUNTY
IMPLEMENTING ORDER

FEE SCHEDULE FOR THE DEPARTMENT OF CULTURAL AFFAIRS

AUTHORITY:

Sections 1.01, 2.02A and 5.02 of the Miami-Dade County Home Rule Amendment and Charter.

SUPERSEDES:

This Implementing Order supersedes previous Implementing Order 4-131, ordered September 19, ~~2019~~2013 and effective October 1, 20~~13~~20.

POLICY:

This Implementing Order provides a schedule of fees for not-for-profit and for profit organizations interested in using the African Heritage Cultural Arts Center, Joseph Caleb Auditorium, Miami-Dade County Auditorium, and the South Miami-Dade Cultural Arts Center for community and cultural programs and activities.

PROCEDURE:

The administration of this Implementing Order is delegated to the Director of the Miami-Dade Department of Cultural Affairs who will be responsible for the collection of fees. Every year, or earlier, if necessary, the Director shall review the fees in terms of market conditions and revenues needed to help meet costs for operating the cultural facilities and recommend changes to the Mayor through this implementing order procedure and/or through the annual budget process.

FEE SCHEDULE:

The fee schedule adopted by this Implementing Order is attached hereto and made a part hereof. This official fee schedule is also filed with and subject to the approval of the Board of County Commissioners and on file with the Clerk thereof. Fees charged by the Department of Cultural Affairs shall be the same as those listed in the official fee schedule on file with the Clerk of the County Commission.

This Implementing Order is hereby submitted to the Board of County Commissioners of Miami-Dade County, Florida.

Approved by the County Attorney as
to form and legal sufficiency _____

Department of Cultural Affairs Fee Schedule

FACILITY: SOUTH MIAMI-DADE CULTURAL ARTS CENTER

ADDRESS: 10950 SW 211 Street, Cutler Bay, FL 33189

Commencing
with FY 2019-
2017-18

Mainstage Theater

Non-Profit Performance Rental Tier 1 (Budget \$500,000+)	\$1,500	
Non-Profit Performance Rental Tier 2 (Budget \$250,000+)	\$1,200	
Non-Profit Performance Rental Tier 3 (Budget under \$250,000)	\$900	
Non-Profit Performance Rental Tier 4 (Lower Level Main House) (Monday – Wednesday)	N/A	
Non-Profit Performance Rental Tier 4 (Lower Level Main House) (Thursday – Sunday)	N/A	
Non-Profit Second Show – Same Day	50%	
Non-Profit (Monday – Wednesday) - Day Rate	\$600	vs. 10% gross ticket sales (the greater of)
Non Performance Rental Tier 1 (Budget \$500,000+)	\$375	/ \$750 (Fri-Sun)
Non Performance Rental Tier 2 (Budget \$250,000+)	\$300	/ \$750 (Fri-Sun)
Non Performance Rental Tier 3 (Budget under \$250,000)	\$250	/ \$750 (Fri-Sun)
Ticketed Event Base Rental	N/A	
Non Ticketed Event Base Rental	N/A	
Orchestra Theater Base Rental	N/A	
Orchestra Theater Rental House Management	N/A	
Mid-Stage Theater Base Rental	N/A	
Mid-Stage Theater Rental House Management	N/A	
Miami Dade County Public Schools (Monday – Wednesday)	\$600	
Miami-Dade County Public Schools (Thursday – Sunday)	\$900	
Performance (Commercial)	\$2,500	vs. 10% gross ticket sales (the greater of)
Performance (Commercial) Tuesday - Sunday	\$6,500	
Performance (Commercial) (Lower Level Main House) – Monday – Wednesday	N/A	
Performance (Commercial) (Lower Level Main House) – Thursday – Sunday	N/A	
Non Performance Event (Commercial)	\$1,000	
Overtime venue for exceeding 12-hour day	\$200	Hourly
House Staff Fees per show	\$550	
House Fees per show – Second Show on Same Day	50%	of House fees
Additional Hours (Non-Profit)	N/A	
Additional Hours (Commercial)	N/A	

Lobby

Reception only rental (non-profit)	\$1,500	Up to 6 hours
Reception only rental (commercial)	\$2,500	Up to 6 hours
Front of House Staff Fees per event	\$300	Up to 6 hours
Pre-post show Reception (non-profit)	\$100	per hour
Pre-post show Reception (commercial)	\$200	per hour
Overtime venue fee for exceeding 12:00 Midnight	1½ times all Fees and Charges	
Base Rental (Monday – Wednesday)	N/A	
Base Rental (Thursday – Sunday)	N/A	
Additional Hours (Non-Profit)	\$250	per hour
Additional Hours (Commercial)	\$420	per hour

Department of Cultural Affairs Fee Schedule

FACILITY: SOUTH MIAMI-DADE CULTURAL ARTS CENTER

ADDRESS: 10950 SW 211 Street, Cutler Bay, FL 33189

Commencing
with FY 2019-
2017-18

Black Box Theater

Non-Profit Performance Rental Tier 1 (Budget \$500,000+)	\$400	
Non-Profit Performance Rental Tier 2 (Budget \$250,000+)	\$350	
Non-Profit Performance Rental Tier 3 (Budget under \$250,000)	\$300	
Non-Profit Theater weekly rental rate	\$1,000	vs. 10% gross ticket sales (the greater of)
On Stage Black Box Theater Rental	N/A	
Theater Rental (Commercial)	\$500	
Theater Rental (Commercial) (Tuesday - Sunday)	\$2,000	vs. 10% gross ticket sales (the greater of)
House Staff Fees per show	\$275	
House Fees per show – Second Show on Same Day	50%	of House fees

Plaza

Plaza Only Rental (non-profit)	\$900	up to 6 hours
Plaza Only Rental (commercial)	\$1,500	up to 6 hours
House Staff Fees per show	\$300	Up to 6 hours
Pre-/Post-show Reception (non-profit)	\$100	per hour
Pre-/Post-show Reception (commercial)	\$200	per hour
Overtime Venue Fee for Exceeding 12:00 Midnight	1½ times all Fees and Charges	
Additional Hours (Non-Profit)	\$150	per hour
Additional Hours (Commercial)	\$250	per hour
Courtyard Area (for performances)	N/A	

Lab

Non-Profit Rental – Monday - Friday, 9:30 am – 4:30 pm	\$15	per hour - 3 hour minimum
Non-Profit Rental outside of Monday – Friday, 9:30 am – 4:30 pm	\$150	per day, up to 10 hours
Rental (commercial) – Monday – Friday, 9:30 am – 4:30 pm	\$30	per hour - 3 hour minimum
Rental (commercial) outside of Monday - Friday 9:30 am – 4:30 pm	\$250	per day, up to 10 hours
House Staff Fees per show	\$150	
House Fees per show – Second Show on Same Day	50%	of House fees
Hourly rate in excess of the 10-hour rental	2 times the hourly rate	

Gallery

Exhibit	N/A
Co-Sponsor Exhibit Event	N/A
Non-Exhibit Event	N/A
Installation Fees	N/A
Restoration Fees	N/A
Program Printing Fees	N/A

Rehearsal Studio/Classroom

Non-Profit Rental – Monday – Friday, 9:30 am – 4:30 pm	\$10	per hour - 3 hour minimum
Non-Profit Rental outside of Monday – Friday, 9:30 am – 4:30 pm	\$150	per day, up to 10 hours
Rental commercial – Monday – Friday, 9:30 am – 4:30 pm	\$20	per hour - 3 hour minimum
Rental commercial outside of Monday - Friday, 9:30 am – 4:30 pm	\$250	per day, up to 10 hours
House Staff Fees per show	\$150	

Department of Cultural Affairs Fee Schedule

FACILITY: SOUTH MIAMI-DADE CULTURAL ARTS CENTER

ADDRESS: 10950 SW 211 Street, Cutler Bay, FL 33189

Commencing
with FY 2019
2017-18

House Staff Fees per show – Second Show on Same Day 50% of House Staff fees
Hourly rate in excess of 10-hour rental* 2 times the hourly rate

Music Building Performances Base Rental	N/A
Music Building Small Practice Rooms Base Rental	N/A
Music Building Tech Rehearsal	N/A
Theater Building Theatrical Events Base Rental	N/A
Theater Building Non-Theatrical Events Base Rental	N/A
Theater Building Tech Rehearsal	N/A
Dance Building (for rehearsals/workshops)	N/A
Additional Hours (for rehearsals/workshops)	N/A
Studios / Trailers	N/A

Backyard

Performance Rental Tier 1 (Budget \$500,000+)	\$1,200	
Performance Rental Tier 2 (Budget \$250,000+)	\$800	
Performance Rental Tier 3 (Budget under \$250,000)	\$400	
Back Yard Rental - Commercial	\$1,600	vs. 10% gross ticket sales (the greater of)
House Staff Fees per show	\$550	
Ticketed Event Base Rental	\$1,000	+ 10% of gross ticket sales
Ticketed Event Base Rental Legal Holiday	\$1,500	+ 10% of gross ticket sales
Non-Ticketed Event Base Rental	\$1,980	per performance
Non-Ticketed Event Base Rental Legal Holiday	\$2,970	per performance

Miscellaneous Rental Fees

Miscellaneous Location Fee	\$250 - \$1,000
Parking Lot Space Rental	N/A
Park Grounds (for performances)	N/A

Arts Instruction Programs

After School Arts Program	N/A
Summer Arts Academy	N/A
Winter / Spring School Break Arts Academy	N/A
Arts Instructional Services (for adults and seniors classes)	N/A
Transportation	N/A

Other Fees and Charges

Broadcasting and Origination fees (Commercial)	\$2,500
Broadcasting and Origination fees (Non-Profit)	\$1,250
Location Fee	50% of Origination Fee
Holiday Rental (all holidays)	1½ times all Venue, Staff, Fees, and Charges
Insurance (Venues that hold more than 200 guests)	Cost plus \$150 admin fee
Insurance (Venues that hold fewer than 200 guests)	Cost plus \$150 admin fee
Film Shoot Security Deposit	\$1,500

Department of Cultural Affairs Fee Schedule

FACILITY: SOUTH MIAMI-DADE CULTURAL ARTS CENTER

ADDRESS: 10950 SW 211 Street, Cutler Bay, FL 33189

Commencing
with FY 2019-
2017-18

Still Shoot Security Deposit	\$500	
Impact fees (room set up/lighting/Sound/tables/chairs)	\$100 - \$200	
Box office credit card transaction fee	4%	
Box office transaction fee	\$2 N/A	per ticket
Ticket Printing Fee	N/A	
Facility Maintenance Fee (Ticket Surcharge) – Ticketed Event	\$1	per ticket
Facility Maintenance Fee (Ticket Surcharge) – Non-Ticketed Event	N/A	
Online Transaction Fee	\$2	per order ticket
Will Call Fee	\$4 2	per order
Phone Order Fee	\$2 4	per ticket order
Subscription Fee	\$5	per order
Ticket Consignment Fee	\$2.50	per ticket
Merchandise sales (per vendor) Soft Goods	20%	
Merchandise sales (per vendor) Hard Goods	10%	
Merchandise Buy Out Fee	\$50 - \$1,500	contingent upon actual number of points of sale
Merchandise sales (Seller)	\$65	up to 4 hours
Vendor Table (one table and two chairs)	N/A	
House/Event/Production Manager*	Prevailing rate	
Police & Paramedic (contracted) / off duty*	Prevailing rate	
Stagehands*	Prevailing rate	
Event Staff (contracted)*	Prevailing rate	
Security Guard*	Prevailing rate	
<u>Crowd Management Fee</u>	<u>\$250</u>	<u>per event</u>
Concert Sound System	N/A	
P.A. Sound System	N/A	
Risers / Platforms / Step Units	\$10	Each
Podium - Wood	\$50	Each
Podium - Plexiglass	\$150	Each
Marley dance floor (with tape)	\$250	per day
Steinway Concert Grand (9 ft)	\$500	per day; \$1,500 per week
Yamaha Concert Piano (6 ft)	N/A	
Yamaha Electric Piano	\$150	per day
Piano tuning*	Market rate	
Orchestra Package (Includes Shell and Wenger Chairs)	\$550	per day
Orchestra Shell (only)	\$350	per day
Music Stands	\$1	each
Orchestra Chairs	\$1	each
Music Lights	\$1	each
Wireless Mics	\$135	each
Lavaliere Mics	N/A	
Microphones	N/A	

Department of Cultural Affairs Fee Schedule

FACILITY: SOUTH MIAMI-DADE CULTURAL ARTS CENTER

ADDRESS: 10950 SW 211 Street, Cutler Bay, FL 33189

Commencing
with FY 2019-
2017-18

Batteries	N/A	
Follow spots (Operator not included)	\$75	per day; \$225 per week
Moving Lights	\$50	per light per day
Moving Lights Package	N/A	
Theatrical Lighting Burn Out Fee (2 – 5 day rentals)	\$25	
Theatrical Lighting Burn Out Fee (rentals for more than 5 days)	\$50	
Hazer	\$75	per day; \$225 per week
Fog Machine	\$50	per day; \$150 per week
Monitors (Audio)	\$50	each
Portable Audio System	\$50	
Drum Kit	N/A	
Fiber Optic Curtain	N/A	
Smart Lights	N/A	
A/V Projector Long Throw	\$750	per day
A/V Projector Short Throw	\$350	per day
A/V Projector 20,000 Lumens	N/A	
A/V Projector 12,000 Lumens	N/A	
Projection Screen	\$100	per day
Video Monitor	\$50	each
Rental Equipment Outside of Venue Inventory*	Market rate	
Tables 6 ft / 8 ft Rectangular or 30" Round	\$10	each
Tablecloths - Black	\$5	each
Chairs	\$1	each
Chair set up	N/A	
Room set up	N/A	
Stage set up	N/A	
Strike Fee	N/A	
Cleaning Fee—Main Stage Theater	N/A	
Cleaning Fee—Orchestra Theater	N/A	
Cleaning Fee—Mid Stage Theater	N/A	
Cleaning Fee—On Stage Black Box Theater	N/A	
Additional Strike Fee	N/A	
Cyclorama	N/A	
Internet Connection – Standard DSL	\$30	per License Agreement period
Shore Power	\$250	per disconnect
Floor Drill & Fill Fee	\$150	
Barricade	Market rate	
Additional Cleaning Fee	\$100	per hour
Additional Trash Pickup Fee	Prevailing rate	
Additional Bin for Trash Fee	Prevailing rate	
Main Stage Speakeasy Set Up Fee	\$600	
Bar Fee	\$250 flat rate	

Department of Cultural Affairs Fee Schedule

FACILITY: SOUTH MIAMI-DADE CULTURAL ARTS CENTER

ADDRESS: 10950 SW 211 Street, Cutler Bay, FL 33189

Commencing
with FY 2019
2017-18

Bartender Fee	Prevailing rate	
Open Bar Beer & Wine	\$12 - \$15	per person – up to 3 hours
Open Bar Liquor Bar	\$21 - \$27	per person – up to 3 hours
Open Bar Soda & Water	\$4 - \$5	per person – up to 3 hours
Corkage Fee	\$6 - \$10	per bottle or case
Alcohol Buy Out Fee	\$750 \$500 - \$1,000	
Intermission Buy Out Fee (venues that hold more than 150) – For Profit	\$750	per show
Intermission Buy Out Fee (venues that hold more than 150) – Non-Profit	\$500	per show
Intermission Buy Out Fee (venues that hold fewer than 150) – For Profit	\$500	per show
Intermission Buy Out Fee (venues that hold fewer than 150) – Non-Profit	\$250	per show
Intermission Buy Out Fee	N/A	
*Management of Contracted Services/Equipment	8%	of Contracted Services/Equipment

NOTES:

- ♦ Fees are NOT inclusive of applicable taxes
- ♦ Department Director has the authority to apply discounts to fees for uses by Departments and Offices of Miami-Dade County
- ♦ Department Director has the authority to apply discounts to fees for non-County uses of up to 25%, or can negotiate alternative, mutually acceptable business terms that may result in revenue to the County equal to or greater than the assessment of such fees might otherwise realize
- ♦ For rates reflecting "TBD" cost to be based on availability and actual use/consumption of services, equipment, materials, inventory, etc.
- ♦ Wherever the term "Prevailing Rate" or "Market Rate" is used, those rates are set by collective bargaining agreements or contracts with third parties and the cost is simply passed-through by the County to the user.

Department of Cultural Affairs Fee Schedule

FACILITY: AFRICAN HERITAGE CULTURAL ARTS CENTER

ADDRESS: 6161 NW 22nd Avenue, Miami, FL 33142

Commencing
with FY 2017-18

Mainstage Theater

Non Profit Performance Rental Tier 1 (Budget \$500,000+)	N/A
Non Profit Performance Rental Tier 2 (Budget \$250,000+)	N/A
Non Profit Performance Rental Tier 3 (Budget under \$250,000)	N/A
Non Profit Performance Rental Tier 4 (Lower Level Main House)	N/A
(Monday—Wednesday)	
Non Profit Performance Rental Tier 4 (Lower Level Main House)	N/A
(Thursday—Sunday)	
Non Profit Second Show—Same Day	N/A
Non Profit (Monday—Wednesday)—Day Rate	N/A
Non Performance Rental Tier 1 (Budget \$500,000+)	N/A
Non Performance Rental Tier 2 (Budget \$250,000+)	N/A
Non Performance Rental Tier 3 (Budget under \$250,000)	N/A
Ticketed Event Base Rental	N/A
Non Ticketed Event Base Rental	N/A
Orchestra Theater Base Rental	N/A
Orchestra Theater Rental House Management	N/A
Mid-Stage Theater Base Rental	N/A
Mid-Stage Theater Rental House Management	N/A
Miami Dade County Public Schools (Monday—Wednesday)	N/A
Miami Dade County Public Schools (Thursday—Sunday)	N/A
Performance (Commercial)	N/A
Performance (Commercial) Tuesday—Sunday	N/A
Performance (Commercial) (Lower Level Main House)—	N/A
Monday—Wednesday	
Performance (Commercial) (Lower Level Main House)—Thursday—Sunday	N/A
Non Performance Event (Commercial)	N/A
Overtime venue for exceeding 12-hour day	N/A
House Staff Fees per show	N/A
House Fees per show—Second Show on Same Day	N/A
Additional hour (Non Profit)	N/A
Additional hour (Commercial)	N/A

Lobby

Reception only rental (non-profit)	N/A
Reception only rental (commercial)	N/A
Front of House Staff Fees per event	N/A
Pre-post show Reception (non-profit)	N/A
Pre-post show Reception (commercial)	N/A
Overtime venue fee for exceeding 12:00 Midnight	N/A
Base Rental (Monday—Wednesday)	N/A
Base Rental (Thursday—Sunday)	N/A
Additional Hours (Non Profit)	N/A
Additional Hours (Commercial)	N/A

Department of Cultural Affairs Fee Schedule

FACILITY: AFRICAN HERITAGE CULTURAL ARTS CENTER

ADDRESS: 6161 NW 22nd Avenue, Miami, FL 33142

Commencing
with FY 2017-18

Black Box Theater

Non-Profit Performance Rental Tier 1 (Budget \$500,000+)	N/A
Non-Profit Performance Rental Tier 2 (Budget \$250,000+)	N/A
Non-Profit Performance Rental Tier 3 (Budget under \$250,000)	N/A
Non-Profit Theater weekly rental rate	N/A
On Stage Black Box Theater Rental	N/A
Theater Rental (Commercial)	N/A
Theater Rental (Commercial) (Tuesday - Sunday)	N/A
House Staff Fees per show	N/A
House Fees per show — Second Show on Same Day	N/A

Plaza

Plaza Only Rental (non-profit)	N/A
Plaza Only Rental (commercial)	N/A
House Staff Fees per show	N/A
Pre-/Post show Reception (non-profit)	N/A
Pre-/Post show Reception (commercial)	N/A
Overtime Venue Fee for Exceeding 12:00 Midnight	N/A
Additional Hours (Non-Profit)	N/A
Additional Hours (Commercial)	N/A
Courtyard Area (for performances)	\$275 for up to 3 hours

Lab

Non-Profit Rental — Monday — Friday, 9:30 am — 4:30 pm	N/A
Non-Profit Rental outside of Monday — Friday, 9:30 am — 4:30 pm	N/A
Rental (commercial) — Monday — Friday, 9:30 am — 4:30 pm	N/A
Rental (commercial) outside of Monday — Friday 9:30 am — 4:30 pm	N/A
House Staff Fees per show	N/A
House Fees per show — Second Show on Same Day	N/A
Hourly rate in excess of the 10 hour rental	N/A

Gallery

Exhibit	\$275	per week
Co-Sponsor Exhibit Event	\$25	weekly or 20% of gross profits, whichever is greater
Non-exhibit Event	\$150	for 3 hours
Installation Fees	\$100	
Restoration Fees	\$125	
Program/Printing Fees	\$350	for 250 flyers, booklets, etc.

Department of Cultural Affairs Fee Schedule

FACILITY: AFRICAN HERITAGE CULTURAL ARTS CENTER

ADDRESS: 6161 NW 22nd Avenue, Miami, FL 33142

Commencing
with FY 2017-18

Rehearsal Studio/Classroom

Non Profit Rental – Monday – Friday, 9:30 am – 4:30 pm	N/A	
Non Profit Rental outside of Monday – Friday, 9:30 am – 4:30 pm	N/A	
Rental commercial – Monday – Friday, 9:30 am – 4:30 pm	N/A	
Rental commercial outside of Monday – Friday, 9:30 am – 4:30 pm	N/A	
House Staff Fees per show	N/A	
House Staff Fees per show – Second Show on Same Day	N/A	
Hourly rate in excess of 10 hour rental	N/A	
Music Building - Performances - Base Rental	\$275	for up to 3 hours
Music Building – Additional Hours	\$100	per hour
Music Building - Small Practice Rooms – Base Rental	\$17	per hour
Music Building – Tech rehearsal	\$28	per hour
Theater Building - Theatrical Events - Base Rental	\$275	for up to 3 hours
Theater Building - Non-Theatrical Events - Base Rental	\$193	for up to 3 hours
Theater Building – Additional Hours	\$100	per hour
Theater Building – Tech Rehearsal	\$28	per hour
Dance Building (for rehearsals/workshops)	\$140	for up to 2 hours
Additional Hours (for rehearsals/workshops)	\$28	per hour
Studio/Trailers	\$35	for up to 2 hours

Backyard

Performance Rental Tier 1 (Budget \$500,000+)	N/A
Performance Rental Tier 2 (Budget \$250,000+)	N/A
Performance Rental Tier 3 (Budget under \$250,000)	N/A
Back Yard Rental – Commercial	N/A
House Staff Fees per show	N/A
Ticketed Event Base Rental	N/A
Ticketed Event Base Rental Legal Holiday	N/A
Non Ticketed Event Base Rental	N/A
Non Ticketed Event Base Rental Legal Holiday	N/A

Miscellaneous Rental Fees

Miscellaneous Location Fee	N/A
Parking Lot Space rental	Terms to be negotiated by Department Director on a case-by-case basis, contingent upon the number of spaces and the duration of the term
Park Grounds (for performances)	\$500 for up to 6 hours

Arts Instruction Programs

After School Arts Program	\$28	weekly
Summer Arts Academy	\$50	weekly
Winter / Spring School Break Arts Academy	\$45	weekly
Arts Instructional Services (for adults & seniors classes)	\$28	per class, subject to prevailing rates
Transportation	\$35	monthly

Department of Cultural Affairs Fee Schedule

FACILITY: AFRICAN HERITAGE CULTURAL ARTS CENTER

ADDRESS: 6161 NW 22nd Avenue, Miami, FL 33142

Commencing
with FY 2017-18

Other Fees and Charges

Broadcasting and Origination fees (Commercial)	N/A	
Broadcasting and Origination fees (Non-Profit)	N/A	
Location Fee	N/A	
Holiday Rental (all holidays)	N/A	
Insurance (Venues that hold more than 200 guests)	N/A	
Insurance (Venues that hold fewer than 200 guests)	N/A	
Film Shoot Security Deposit	N/A	
Still Shoot Security Deposit	N/A	
Impact fees (room set up/lighting/Sound/tables/chairs)	N/A	
Box office credit card transaction fee	N/A	
Box office transaction fee	N/A	
Ticket Printing Fee	N/A	
Facility Maintenance Fee (Ticket Surcharge) — Ticketed Event	N/A	
Facility Maintenance Fee (Ticket Surcharge) — Non Ticketed Event	N/A	
Online Transaction Fee	N/A	
Will Call Fee	N/A	
Phone Order Fee	N/A	
Subscription Fee	N/A	
Ticket Consignment Fee	N/A	
Merchandise sales (per vendor) Soft Goods	\$35	per vendor
Merchandise sales (per vendor) Hard Goods	\$35	per vendor
Merchandise Buy Out Fee	N/A	
Merchandise sales (Seller)	N/A	
Vendor Table (one table and two chairs)	N/A	
House/Event/Production Manager*	Prevailing rate	
Police & Paramedic (contracted) / off duty*	Prevailing rate	
Stagehands*	N/A	
Event Staff (contracted)*	Prevailing rate	
Security Guard*	\$100	for 4 hours
Concert Sound System	N/A	
P.A. Sound System	N/A	
Risers / Platforms / Step Units	N/A	
Podium - Wood	\$28	each
Podium — Plexiglass	N/A	
Marley dance floor (with tape)	N/A	
Steinway Concert Grand (9 ft)	N/A	
Yamaha Concert Piano (6 ft)	N/A	
Yamaha Electric Piano	N/A	
Piano tuning*	Market rate	
Orchestra Package (Includes Shell and Wenger Chairs)	N/A	
Orchestra Shell (only)	N/A	
Music Stands	N/A	
Orchestra Chairs	N/A	

Department of Cultural Affairs Fee Schedule

FACILITY: AFRICAN HERITAGE CULTURAL ARTS CENTER

ADDRESS: 6161 NW 22nd Avenue, Miami, FL 33142

Commencing
with FY 2017-18

Music Lights	N/A	
Wireless Mics	N/A	
Lavaliere Mics	N/A	
Microphones	N/A	
Batteries	N/A	
Follow spots (Operator not included)	N/A	
Moving Lights	N/A	
Moving Lights Package	N/A	
Theatrical Lighting Burn Out Fee (2—5 day rentals)	N/A	
Theatrical Lighting Burn Out Fee (rentals for more than 5 days)	N/A	
Hazer	N/A	
Fog Machine	N/A	
Monitors (Audio)	N/A	
Portable Audio System	N/A	
Drum Kit	N/A	
Fiber Optic Curtain	\$112	each
Smart Lights	\$56	per show
A/V Projector Long Throw	N/A	
A/V Projector Short Throw	N/A	
A/V Projector 20,000 Lumens	N/A	
A/V Projector 12,000 Lumens	N/A	
Projection Screen	N/A	
Video Monitor	N/A	
Rental Equipment Outside of Venue Inventory*	Market Rate	
Tables 6 ft / 8 ft Rectangular or 30" Round	N/A	
Tablecloths—Black	N/A	
Chairs	N/A	
Chair set-up	\$56	
Room set-up	\$75	
Stage set-up	\$150	each
Strike Fee	\$75	
Cleaning Fee – Main Stage Theater	\$28	per hour
Cleaning Fee—Orchestra Theater	N/A	
Cleaning Fee—Mid Stage Theater	N/A	
Cleaning Fee—On Stage Black-Box Theater	N/A	
Additional Strike Fee	N/A	
Cyclorama	N/A	
Internet Connection—Standard DSL	N/A	
Shore Power	N/A	
Floor Drill & Fill Fee	N/A	
Barricade	N/A	
Additional Cleaning Fee	N/A	
Additional Trash Pickup Fee	N/A	
Additional Bin for Trash Fee	N/A	

Department of Cultural Affairs Fee Schedule

FACILITY: AFRICAN HERITAGE CULTURAL ARTS CENTER

ADDRESS: 6161 NW 22nd Avenue, Miami, FL 33142

Commencing
with FY 2017-18

Main Stage Speakeasy Set Up Fee	N/A
Bar Fee	N/A
Bartender Fee	N/A
Open Bar Beer & Wine	N/A
Open Bar Liquor Bar	N/A
Open Bar Soda & Water	N/A
Corkage Fee	N/A
Alcohol Buy Out Fee	N/A
Intermission Buy Out Fee (venues that hold more than 150) — For Profit	N/A
Intermission Buy Out Fee (venues that hold more than 150) — Non-Profit	N/A
Intermission Buy Out Fee (venues that hold fewer than 150) — For Profit	N/A
Intermission Buy Out Fee (venues that hold fewer than 150) — Non-Profit	N/A
Intermission Buy Out Fee	N/A
*Management of Contracted /Equipment Services	8% of Contracted Services/Equipment

NOTES:

- ♦ Fees are NOT inclusive of applicable taxes.
- ♦ Department Director has the authority to apply discounts to fees for uses by Departments and Offices of Miami-Dade County.
- ♦ Department Director has the authority to apply discounts to fees for non-County uses of up to 25%, or can negotiate alternative, mutually acceptable business terms that may result in revenue to the County equal to or greater than the assessment of such fees might otherwise realize.
- ♦ For rates reflecting "TBD" cost to be based on availability and actual use/consumption of services, equipment, materials, inventory, etc.
- ♦ Wherever the term "Prevailing Rate" or "Market Rate" is used, those rates are set by collective bargaining agreements or contracts with third parties and the cost is simply passed-through by the County to the user.
- ♦ African Heritage Cultural Arts Center After School Arts Program offers a 10% discount to enroll on an eight-week basis.
- ♦ African Heritage Cultural Arts Center Summer Arts Academy offers a 10% discount to enroll for the entire summer (10 weeks).

Department of Cultural Affairs Fee Schedule

FACILITY: JOSEPH CALEB AUDITORIUM

ADDRESS: 5400 NW 22nd Avenue, Miami, FL 33142

Commencing
with FY 2017-18

Mainstage Theater

Non-Profit Performance Rental Tier 1 (Budget \$500,000+)	\$1,200	
Non-Profit Performance Rental Tier 2 (Budget \$250,000+)	\$950	
Non-Profit Performance Rental Tier 3 (Budget under \$250,000)	\$800	
Non-Profit Performance Rental Tier 4 (Lower Level Main House) (Monday - Wednesday)	\$500	
Non-Profit Performance Rental Tier 4 (Lower Level Main House) (Thursday – Sunday)	\$650	
Non-Profit Second Show – Same Day	50%	
Non-Profit (Monday – Wednesday) - Day Rate	\$600	vs. 10% gross ticket sales (the greater of)
Non Performance Rental Tier 1 (Budget \$500,000+)	\$375	/ \$750 (Fri-Sun)
Non Performance Rental Tier 2 (Budget \$250,000+)	\$300	/ \$750 (Fri-Sun)
Non Performance Rental Tier 3 (Budget under \$250,000)	\$250	/ \$750 (Fri-Sun)
Ticketed Event Base Rental	N/A	
Non Ticketed Event Base Rental	N/A	
Orchestra Theater Base Rental	N/A	
Orchestra Theater Rental House Management	N/A	
Mid Stage Theater Base Rental	N/A	
Mid Stage Theater Rental House Management	N/A	
Miami Dade County Public Schools (Monday – Wednesday)	\$600	
Miami-Dade County Public Schools (Thursday – Sunday)	\$900	
Performance (Commercial)	\$1,500	
Performance (Commercial) Tuesday - Sunday	\$5,000	
Performance (Commercial) (Lower Level Main House) – Monday - Wednesday	\$650	
Performance (Commercial) (Lower Level Main House) – Thursday - Sunday	\$800	
Non Performance Event (Commercial)	\$1,000	
Overtime venue for exceeding 12-hour day	\$200	Hourly
House Staff Fees per show	TBD	
House Fees per show – Second Show on Same Day	TBD	
Additional hour (Non-Profit)	\$150	per hour
Additional hour (Commercial)	\$200	per hour

Lobby

Reception only rental (non-profit)	\$900	Up to 4 hours
Reception only rental (commercial)	\$1,200	Up to 4 hours
Front of House Staff Fees per event	TBD	
Pre-post show Reception (non-profit)	\$100	per hour
Pre-post show Reception (commercial)	\$150	per hour
Overtime venue fee for exceeding 12:00 Midnight	1½ times all Fees and Charges	
Base Rental (Monday – Wednesday)	\$450	per day
Base Rental (Thursday – Sunday)	\$750	per day
Additional Hours (Non-Profit)	\$225	per hour
Additional Hours (Commercial)	\$300	per hour

Department of Cultural Affairs Fee Schedule

FACILITY: JOSEPH CALEB AUDITORIUM

ADDRESS: 5400 NW 22nd Avenue, Miami, FL 33142

Commencing
with FY 2017-18

Black Box Theater

Non-Profit Performance Rental Tier 1 (Budget \$500,000+)	N/A
Non-Profit Performance Rental Tier 2 (Budget \$250,000+)	N/A
Non-Profit Performance Rental Tier 3 (Budget under \$250,000)	N/A
Non-Profit Theater weekly rental rate	N/A
On Stage Black Box Theater Rental	N/A
Theater Rental (Commercial)	N/A
Theater Rental (Commercial) (Tuesday - Sunday)	N/A
House Staff Fees per show	N/A
House Fees per show - Second Show on Same Day	N/A

Plaza

Plaza Only Rental (non-profit)	N/A
Plaza Only Rental (commercial)	N/A
House Staff Fees per show	N/A
Pre-/Post show Reception (non-profit)	N/A
Pre-/Post show Reception (commercial)	N/A
Overtime Venue Fee for Exceeding 12:00 Midnight	N/A
Additional Hours (Non-Profit)	N/A
Additional Hours (Commercial)	N/A
Courtyard Area (for performances)	N/A

Lab

Non-Profit Rental - Monday - Friday, 9:30 am - 4:30 pm	N/A
Non-Profit Rental outside of Monday - Friday, 9:30 am - 4:30 pm	N/A
Rental (commercial) - Monday - Friday, 9:30 am - 4:30 pm	N/A
Rental (commercial) outside of Monday - Friday 9:30 am - 4:30 pm	N/A
House Staff Fees per show	N/A
House Fees per show - Second Show on Same Day	N/A
Hourly rate in excess of the 10 hour rental	N/A

Gallery

Exhibit	N/A
Co-Sponsor Exhibit Event	N/A
Non-Exhibit Event	N/A
Installation Fees	N/A
Restoration Fees	N/A
Program Printing Fees	N/A

Rehearsal Studio/Classroom

Non-Profit Rental - Monday - Friday, 9:30 am - 4:30 pm	N/A
Non-Profit Rental outside of Monday - Friday, 9:30 am - 4:30 pm	N/A
Rental commercial - Monday - Friday, 9:30 am - 4:30 pm	N/A
Rental commercial outside of Monday - Friday, 9:30 am - 4:30 pm	N/A
House Staff Fees per show	N/A

Department of Cultural Affairs Fee Schedule

FACILITY: JOSEPH CALEB AUDITORIUM

ADDRESS: 5400 NW 22nd Avenue, Miami, FL 33142

Commencing
with FY 2017-18

House Staff Fees per show — Second Show on Same Day	N/A
Hourly rate in excess of 10 hour rental*	N/A
Music Building — Performances — Base Rental	N/A
Music Building — Small Practice Rooms — Base Rental	N/A
Music Building — Tech Rehearsal	N/A
Theater Building — Theatrical Events — Base Rental	N/A
Theater Building — Non-Theatrical Events — Base Rental	N/A
Theater Building — Tech Rehearsal	N/A
Dance Building (for rehearsals/workshops)	N/A
Additional Hours (for rehearsals/workshops)	N/A
Studios / Trailers	N/A

Backyard

Performance Rental Tier 1 (Budget \$500,000+)	N/A
Performance Rental Tier 2 (Budget \$250,000+)	N/A
Performance Rental Tier 3 (Budget under \$250,000)	N/A
Back Yard Rental — Commercial	N/A
House Staff Fees per show	N/A
Ticketed Event Base Rental	N/A
Ticketed Event Base Rental Legal Holiday	N/A
Non-Ticketed Event Base Rental	N/A
Non-Ticketed Event Base Rental Legal Holiday	N/A

Miscellaneous Rental Fees

Miscellaneous Location Fee	N/A
Parking Lot Space Rental	N/A
Park Grounds (for performances)	N/A

Arts Instruction Programs

After School Arts Program	N/A
Summer Arts Academy	N/A
Winter / Spring School Break Arts Academy	N/A
Arts Instructional Services (for adults and seniors classes)	N/A
Transportation	N/A

Other Fees and Charges

Broadcasting and Origination fees (Commercial)	\$2,000
Broadcasting and Origination fees (Non-Profit)	\$1,200
Location Fee	50% of Origination Fee
Holiday Rental (all holidays)	1½ times all Venue, Staff, Fees and Charges
Insurance (Venues that hold more than 200 guests)	Cost plus \$150 admin fee
Insurance (Venues that hold fewer than 200 guests)	Cost plus \$150 admin fee
Film Shoot Security Deposit	\$1,500
Still Shoot Security Deposit	\$500

Department of Cultural Affairs Fee Schedule

FACILITY: JOSEPH CALEB AUDITORIUM

ADDRESS: 5400 NW 22nd Avenue, Miami, FL 33142

Commencing
with FY 2017-18

Impact fees (room set up/lighting/Sound/tables/chairs)	\$75 - \$150	
Box office credit card transaction fee	3%	of ticket sales
Box office transaction fee	3%	of ticket sales
Ticket Printing Fee	\$0.03	per ticket
Facility Maintenance Fee (Ticket Surcharge) – Ticketed Event	\$1	per ticket
Facility Maintenance Fee (Ticket Surcharge) – Non-Ticketed Event	N/A	
Online Transaction Fee	N/A	
Will-Call Fee	N/A	
Phone Order Fee	N/A	
Subscription Fee	N/A	
Ticket Consignment Fee	\$2.50	per ticket
Merchandise sales (per vendor) Soft Goods	20%	
Merchandise sales (per vendor) Hard Goods	10%	
Merchandise Buy Out Fee	\$50 - \$1,500	contingent upon actual number of points of sale
Merchandise sales (Seller)	\$65	up to 4 hours
Vendor Table (one table and two chairs)	TBD	
House/Event/Production Manager*	Prevailing rate	
Police & Paramedic (contracted) / off duty*	Prevailing rate	
Stagehands*	Prevailing rate	
Event Staff (contracted)*	Prevailing rate	
Security Guard*	Prevailing rate	
Concert Sound System	N/A	
P.A. Sound System	N/A	
Risers / Platforms / Step Units	\$10	each
Podium - Wood	\$30	each
Podium – Plexiglass	N/A	
Marley dance floor (with tape)	\$225	per day
Steinway Concert Grand (9 ft)	Market rate	
Yamaha Concert Piano (6 ft)	N/A	
Yamaha Electric Piano	N/A	
Piano tuning*	Market rate	
Orchestra Package (Includes Shell and Wenger Chairs)	TBD	
Orchestra Shell (only)	TBD	
Music Stands	\$1	each
Orchestra Chairs	\$1	each
Music Lights	\$1	each
Wireless Mics*	\$135	each
Lavaliere Mics	Market rate	
Microphones	Market rate	
Batteries	N/A	
Follow spots (Operator not included)	\$75	per day; \$225 per week
Moving Lights	\$50	per light per day

Department of Cultural Affairs Fee Schedule

FACILITY: JOSEPH CALEB AUDITORIUM

ADDRESS: 5400 NW 22nd Avenue, Miami, FL 33142

Commencing
with FY 2017-18

Moving Lights Package	N/A	
Theatrical Lighting Burn Out Fee (2 – 5 day rentals)	\$25	
Theatrical Lighting Burn Out Fee (rentals for more than 5 days)	\$50	
Hazer	N/A	
Fog Machine	N/A	
Monitors (Audio)	\$50	
Portable Audio System	\$50	
Drum Kit	Market rate	
Fiber Optic Curtain	N/A	
Smart Lights	N/A	
A/V Projector Long Throw	\$100	per day
A/V Projector Short Throw	N/A	
A/V Projector 20,000 Lumens	N/A	
A/V Projector 12,000 Lumens	N/A	
Projection Screen	\$100	per day
Video Monitor	\$50	each
Rental Equipment Outside of Venue Inventory*	Market rate	
Tables 6 FT / 8 FT Rectangular or 30' Round	\$10	each
Tablecloths—Black	N/A	
Chairs	\$1	each
Chair set up	N/A	
Room set up	N/A	
Stage set up	N/A	
Strike Fee	N/A	
Cleaning Fee—Main Stage Theater	N/A	
Cleaning Fee—Orchestra Theater	N/A	
Cleaning Fee—Mid Stage Theater	N/A	
Cleaning Fee—On Stage Black Box Theater	N/A	
Additional Strike Fee	N/A	
Cyclorama	\$75	per performance
Internet Connection—Standard DSL	N/A	
Shore Power	N/A	
Floor Drill & Fill Fee	\$150	
Barricade	N/A	
Additional Cleaning Fee	\$100	per hour
Additional Trash Pickup Fee	Prevailing rate	
Additional Bin for Trash Fee	Prevailing rate	
Main Stage Speakeasy Set Up Fee	N/A	
Bar Fee	TBD	
Bartender Fee	Prevailing rate	
Open Bar Beer & Wine	TBD	
Open Bar Liquor Bar	TBD	
Open Bar Soda & Water	TBD	

Department of Cultural Affairs Fee Schedule

FACILITY: JOSEPH CALEB AUDITORIUM

ADDRESS: 5400 NW 22nd Avenue, Miami, FL 33142

Commencing
with FY 2017-18

Corkage Fee	TBD
Alcohol Buy Out Fee	TBD
Intermission Buy Out Fee (venues that hold more than 150) – For Profit	TBD
Intermission Buy Out Fee (venues that hold more than 150) – Non-Profit	TBD
Intermission Buy Out Fee (venues that hold fewer than 150) – For Profit	TBD
Intermission Buy Out Fee (venues that hold fewer than 150) – Non-Profit	TBD
Intermission Buy Out Fee	TBD
*Management of Contracted Services/Equipment	8% of Contracted Services/Equipment

NOTES:

- ♦ Fees are NOT inclusive of applicable taxes.
- ♦ Department Director has the authority to apply discounts to fees for uses by Departments and Offices of Miami-Dade County.
- ♦ Department Director has the authority to apply discounts to fees for non-County uses of up to 25%, or can negotiate alternative, mutually acceptable business terms that may result in revenue to the County equal to or greater than the assessment of such fees might otherwise realize.
- ♦ For rates reflecting "TBD" cost to be based on availability and actual use/consumption of services, equipment, materials, inventory, etc.
- ♦ Wherever the term "Prevailing Rate" or "Market Rate" is used, those rates are set by collective bargaining agreements or contracts with third parties and the cost is simply passed-through by the County to the user.

Department of Cultural Affairs Fee Schedule

FACILITY: MIAMI-DADE COUNTY AUDITORIUM

ADDRESS: 2901 West Flagler Street, Miami, FL 33135

Commencing
with FY 2017-18

Mainstage Theater

Non-Profit Performance Rental Tier 1 (Budget \$500,000+)	\$900	+ 8% of gross ticket sales
Non-Profit Performance Rental Tier 2 (Budget \$250,000+)	\$800	+ 8% of gross ticket sales
Non-Profit Performance Rental Tier 3 (Budget under \$250,000)	\$700	+ 8% of gross ticket sales
Non-Profit Performance Rental Tier 4 (Lower Level Main House)	N/A	
(Monday – Wednesday)		
Non-Profit Performance Rental Tier 4 (Lower Level Main House)	N/A	
(Thursday – Sunday)		
Non-Profit Second Show – Same Day	N/A	
Non-Profit (Monday – Wednesday) – Day Rate	N/A	
Non Performance Rental Tier 1 (Budget \$500,000+)	\$890	
Non Performance Rental Tier 2 (Budget \$250,000+)	\$790	
Non Performance Rental Tier 3 (Budget under \$250,000)	\$690	
Ticketed Event Base Rental	\$1,000	+ 10% of gross ticket sales
Non-Ticketed Event Base Rental	\$1,980	per performance
Orchestra Theater Base Rental	\$3,800	
Orchestra Theater Rental House Management	\$125	
Mid-Stage Theater Base Rental	\$2,200	
Mid-Stage Theater Rental House Management	\$100	
Miami Dade County Public Schools (Monday – Wednesday)	\$600	
Miami-Dade County Public Schools (Thursday – Sunday)	\$900	
Performance (Commercial)	\$1,000	+ 10% gross ticket sales (the greater of)
Performance (Commercial) Tuesday - Sunday	\$1,000	+ 10% gross ticket sales (the greater of)
Performance (Commercial) (Lower Level Main House) –	N/A	
Monday – Wednesday		
Performance (Commercial) (Lower Level Main House) – Thursday – Sunday	N/A	
Non Performance Event (Commercial)	\$990	
Overtime venue for exceeding 12-hour day	\$200	Hourly
House Staff Fees per show	N/A	
House Fees per show – Second Show on Same Day	N/A	
Additional Hours (Non Profit)	N/A	
Additional Hours (Commercial)	N/A	

Lobby

Reception only rental (non-profit)	N/A	
Reception only rental (commercial)	N/A	
Front of House Staff Fees per event	N/A	
Pre-post show Reception (non-profit)	N/A	
Pre-post show Reception (commercial)	N/A	
Overtime venue fee for exceeding 12:00 Midnight	N/A	
Base Rental (Monday – Wednesday)	\$500	per day
Base Rental (Thursday – Sunday)	\$1,000	per day
Additional Hours (Non Profit)	N/A	
Additional Hours (Commercial)	N/A	

Department of Cultural Affairs Fee Schedule

FACILITY: MIAMI-DADE COUNTY AUDITORIUM

ADDRESS: 2901 West Flagler Street, Miami, FL 33135

Commencing
with FY 2017-18

Black Box Theater

Non-Profit Performance Rental Tier 1 (Budget \$500,000+)	N/A
Non-Profit Performance Rental Tier 2 (Budget \$250,000+)	N/A
Non-Profit Performance Rental Tier 3 (Budget under \$250,000)	N/A
Non-Profit Theater weekly rental rate	N/A
On Stage Black Box Theater Rental	\$1,000
Theater Rental (Commercial)	N/A
Theater Rental (Commercial) (Tuesday-Sunday)	N/A
House Staff Fees per show	N/A
House Fees per show—Second Show on Same Day	N/A

Plaza

Plaza Only Rental (non-profit)	N/A
Plaza Only Rental (commercial)	N/A
House Staff Fees per show	N/A
Pre-/Post show Reception (non-profit)	N/A
Pre-/Post show Reception (commercial)	N/A
Overtime Venue Fee for Exceeding 12:00 Midnight	N/A
Additional Hours (Non-Profit)	N/A
Additional Hours (Commercial)	N/A
Courtyard Area (for performances)	N/A

Lab

Non-Profit Rental—Monday—Friday, 9:30 am—4:30 pm	N/A
Non-Profit Rental outside of Monday—Friday, 9:30 am—4:30 pm	N/A
Rental (commercial)—Monday—Friday, 9:30 am—4:30 pm	N/A
Rental (commercial) outside of Monday—Friday 9:30 am—4:30 pm	N/A
House Staff Fees per show	N/A
House Fees per show—Second Show on Same Day	N/A
Hourly rate in excess of the 10-hour rental	N/A

Gallery

Exhibit	N/A
Co-Sponsor Exhibit Event	N/A
Non-Exhibit Event	N/A
Installation Fees	N/A
Restoration Fees	N/A
Program Printing Fees	N/A

Rehearsal Studio/Classroom

Non-Profit Rental—Monday—Friday, 9:30 am—4:30 pm	N/A
Non-Profit Rental outside of Monday—Friday, 9:30 am—4:30 pm	N/A
Rental commercial—Monday—Friday, 9:30 am—4:30 pm	N/A
Rental commercial outside of Monday—Friday, 9:30 am—4:30 pm	N/A

Department of Cultural Affairs Fee Schedule

FACILITY: MIAMI-DADE COUNTY AUDITORIUM

ADDRESS: 2901 West Flagler Street, Miami, FL 33135

Commencing
with FY 2017-18

House Staff Fees per show	N/A
House Staff Fees per show — Second Show on Same Day	N/A
Hourly rate in excess of 10 hour rental	N/A
Music Building — Performances — Base Rental	N/A
Music Building — Small Practice Rooms — Base Rental	N/A
Music Building — Tech Rehearsal	N/A
Theater Building — Theatrical Events — Base Rental	N/A
Theater Building — Non-Theatrical Events — Base Rental	N/A
Theater Building — Tech Rehearsal	N/A
Dance Building (for rehearsals/workshops)	N/A
Additional Hours (for rehearsals/workshops)	N/A
Studios / Trailers	N/A

Backyard

Performance Rental Tier 1 (Budget \$500,000+)	N/A
Performance Rental Tier 2 (Budget \$250,000+)	N/A
Performance Rental Tier 3 (Budget under \$250,000)	N/A
Back Yard Rental — Commercial	N/A
House Staff Fees per show	N/A
Ticketed Event Base Rental	N/A
Ticketed Event Base Rental Legal Holiday	N/A
Non-Ticketed Event Base Rental	N/A
Non-Ticketed Event Base Rental Legal Holiday	N/A

Miscellaneous Rental Fees

Miscellaneous Location Fee	\$250 - \$1,000
Parking Lot Space Rental	Terms to be negotiated by Department Director on a case-by-case basis, contingent upon the number of spaces and the duration of the term
Park Grounds (for performances)	N/A

Arts Instruction Programs

After School Arts Program	N/A
Summer Arts Academy	N/A
Winter / Spring School Break Arts Academy	N/A
Arts Instructional Services (for adults and seniors classes)	N/A
Transportation	N/A

Other Fees and Charges

Broadcasting and Origination fees (Commercial)	\$2,200	per performance
Broadcasting and Origination fees (Non-Profit)	\$1,100	per performance
Location Fee	50% of Origination Fee	
Holiday Rental (all holidays)	1½ times all Venue, Staff, Fees and Charges	
Insurance (Venues that hold more than 200 guests)	Cost	plus \$150 admin fee

Department of Cultural Affairs Fee Schedule

FACILITY: MIAMI-DADE COUNTY AUDITORIUM

ADDRESS: 2901 West Flagler Street, Miami, FL 33135

Commencing
with FY 2017-18

Insurance (Venues that hold fewer than 200 guests)	Cost	plus \$150 admin fee
Film Shoot Security Deposit	TBD	
Still Shoot Security Deposit	TBD	
Impact fees (room set up/lighting/Sound/tables/chairs)	TBD	
Box office credit card transaction fee	3%	of ticket sales
Box office transaction fee	3%	of ticket sales
Ticket Printing Fee	\$0.03	per ticket
Facility Maintenance Fee (Ticket Surcharge) – Ticketed Event	\$3	per ticket
Facility Maintenance Fee (Ticket Surcharge) – Non-Ticketed Event	\$1	
Online Transaction Fee	N/A	
Will Call Fee	N/A	
Phone Order Fee	N/A	
Subscription Fee	N/A	
Ticket Consignment Fee	\$2.50	per ticket
Merchandise sales (per vendor) Soft Goods	20%	of total sales per vendor
Merchandise sales (per vendor) Hard Goods	10%	of total sales per vendor
Merchandise Buy Out Fee	\$250	per vendor
Merchandise sales (Seller)	N/A	
Vendor Table (one table and two chairs)	N/A	
House/Event/Production Manager*	\$150	per performance per Manager
Police & Paramedic (contracted) / off duty*	Prevailing rate	
Stagehands*	Prevailing rate	
Event Staff (contracted)*	Prevailing rate	
Security Guard*	Prevailing rate	
Concert Sound System	\$1,500	per performance
P.A. Sound System	\$800	per performance
Risers / Platforms / Step Units	\$10	each
Podium - Wood	\$30	each
Podium - Plexiglass	\$50	each
Marley dance floor (with tape)	\$375	per day
Steinway Concert Grand (9 ft)	Market rate	
Yamaha Concert Piano (6 ft)	\$450	per day
Yamaha Electric Piano	Market rate	
Piano tuning*	Market rate	
Orchestra Package (Includes Shell and Wenger Chairs)	N/A	
Orchestra Shell (only)	N/A	
Music Stands	N/A	
Orchestra Chairs	N/A	
Music Lights	N/A	
Wireless Mics	N/A	
Lavaliere Mics	N/A	
Microphones	N/A	
Batteries	\$1	each

Department of Cultural Affairs Fee Schedule

FACILITY: MIAMI-DADE COUNTY AUDITORIUM

ADDRESS: 2901 West Flagler Street, Miami, FL 33135

Commencing
with FY 2017-18

Follow spots (Operator not included)	\$75	per performance
Moving Lights	\$75	per fixture
Moving Lights Package	\$1,250	for 20 fixtures
Theatrical Lighting Burn Out Fee (2 – 5 day rentals)	\$100	per performance
Theatrical Lighting Burn Out Fee (rentals for more than 5 days)	N/A	
Hazer	\$75	per performance
Fog Machine	N/A	
Monitors (Audio)	N/A	
Portable Audio System	N/A	
Drum Kit	N/A	
Fiber Optic Curtain	N/A	
Smart Lights	N/A	
A/V Projector Long Throw	\$500	per performance
A/V Projector Short Throw	N/A	
A/V Projector 20,000 Lumens	\$900	
A/V Projector 12,000 Lumens	\$600	
Projection Screen	N/A	
Video Monitor	N/A	
Rental Equipment Outside of Venue Inventory*	Market rate	
Tables 6 FT / 8 FT Rectangular or 30' Round	N/A	
Tablecloths—Black	N/A	
Chairs	N/A	
Chair set up	N/A	
Room set up	N/A	
Stage set up	N/A	
Strike Fee	N/A	
Cleaning Fee – Main Stage Theater	\$400	per performance
Cleaning Fee – Orchestra Theater	\$300	per performance
Cleaning Fee – Mid-Stage Theater	\$200	per performance
Cleaning Fee – On Stage Black Box Theater	\$100	per performance
Additional Strike Fee	N/A	
Cyclorama	\$75	per performance
Internet Connection—Standard DSL	N/A	
Shore Power	\$500	per day
Floor Drill & Fill Fee	N/A	
Barricade	N/A	
Additional Cleaning Fee	N/A	
Additional Trash Pickup Fee	N/A	
Additional Bin for Trash Fee	N/A	
Main Stage Speakeasy Set Up Fee	N/A	
Bar Fee	N/A	
Bartender Fee	N/A	
Open Bar Beer & Wine	N/A	

Department of Cultural Affairs Fee Schedule

FACILITY: MIAMI-DADE COUNTY AUDITORIUM

ADDRESS: 2901 West Flagler Street, Miami, FL 33135

Commencing
with FY 2017-18

Open Bar Liquor Bar	N/A
Open Bar Soda & Water	N/A
Corkage Fee	N/A
Alcohol Buy Out Fee	\$500 - \$2,000
Intermission Buy Out Fee (venues that hold more than 150) — For Profit	N/A
Intermission Buy Out Fee (venues that hold more than 150) — Non Profit	N/A
Intermission Buy Out Fee (venues that hold fewer than 150) — For Profit	N/A
Intermission Buy Out Fee (venues that hold fewer than 150) — Non Profit	N/A
Intermission Buy Out Fee	\$500
*Management of Contracted Services/Equipment	8% of Contracted Services/Equipment

NOTES:

- ♦ Fees are NOT inclusive of applicable taxes.
- ♦ Department Director has the authority to apply discounts to fees for uses by Departments and Offices of Miami-Dade County.
- ♦ Department Director has the authority to apply discounts to fees for non-County uses of up to 25%, or can negotiate alternative, mutually acceptable business terms that may result in revenue to the County equal to or greater than the assessment of such fees might otherwise realize.
- ♦ For rates reflecting "TBD" cost to be based on availability and actual use/consumption of services, equipment, materials, inventory, etc.
- ♦ Wherever the term "Prevailing Rate" or "Market Rate" is used, those rates are set by collective bargaining agreements or contracts with third parties and the cost is simply passed-through by the County to the user.

I.O. No.: 4-133

Ordered: ~~9/22/16~~ 9/19/19Effective: ~~10/1/2016~~ 10/110/01/19

MIAMI-DADE COUNTY
IMPLEMENTING ORDER

SCHEDULE OF TRANSIT FARES RATES AND CHARGES

AUTHORITY:

Section 1.01, 2.02, and 5.02 of the Miami-Dade County Home Rule Charter and Amendment.

SUPERSEDES:

This Implementing Order 4-133 supersedes Resolution R-294-16 adopted April 05, 2016 as it relates to those items specified in the attached fee schedule. Any items not expressly superseded herein remain in effect.

POLICY:

This Implementing Order establishes a schedule of fees for transit fares, rates and charges.

FEE SCHEDULE:

The fee schedule adopted by this Implementing Order is attached hereto and made a part hereof. The official fee schedule is also filed with and subject to the approval of the Board of County Commissioners and on file with the Clerk thereof. Fees that are charged by the Department of Transportation and Public Works shall be the same as those listed in the official fee schedule on file with the Clerk of the County Commission.

This Implementing Order is hereby submitted to the Board of County Commissioners of Miami-Dade County, Florida.

Approved by the County Attorney as
to form and legal sufficiency _____

DEPARTMENT OF TRANSPORTATION AND PUBLIC WORKS (DTPW)
SCHEDULE OF TRANSIT FARES, RATES AND CHARGES

I. Cash Fares	Base Fare	Discount Fare ¹	Miami-Dade County Golden/Patriot Pass ^{2,12}
A. Metrobus, including intra-County express bus services or Metrorail	\$2.25	\$1.10	Free
B. Metromover	Free	Free	Free
C. Transfer from bus to rail, or rail to bus **	\$0.60	\$0.30	Free
D. Transfer from bus to Metromover	Free	Free	Free
E. Transfer from Metromover to bus	\$2.25	\$1.10	Free
F. Transfer from Metrorail to Metromover	Free	Free	Free
G. Transfer from Metromover to Metrorail	\$2.25	\$1.10	Free
H. Metrobus inter Inter-County express bus services Services	\$2.65	\$1.30	Free
I. Metrobus Shuttle	\$0.25	\$0.10	Free
J. <u>J.</u> Metrobus Circulator	Free <u>Free</u>	Free <u>Free</u>	Free <u>Free</u>
J. <u>K.</u> Parking fee-daily maximum*	\$4.50	\$4.50	\$4.50
K. <u>L.</u> Parking fee-special events and Non-transit patron daily maximum	\$10.00	N/A	Free
L. <u>M.</u> Juror Parking ³	Free	Free	Free
M. <u>N.</u> Full Fare Transfer Bus/Rail to Express Bus Inter-County Services Transfer **	\$0.95	\$0.45	Free

* The Golden Passport and Patriot Passport holders are entitled to purchase a monthly parking permit. The — discounted fare patrons must purchase a discount monthly pass in order for them to buy a monthly parking permit.

** Transfers are only available with the EASY Card /EASY Ticket. Free bus to bus transfer when using Easy Card or- Easy Ticket.

II. Special Transportation Service Fares Rate Equal to \$3.50	
A. Minimum Per Trip	\$3.50

III. Prepaid Passes ^{4,11}	
A. Monthly Transit Pass ⁵	\$112.50
B. Discount Transit Passes ⁶	\$56.25
C. <u>C.</u> Regional Monthly Pass ⁵	\$112.50 <u>\$145.00</u>
D. <u>D.</u> Discount Regional Monthly Pass ⁶	\$56.25 <u>\$72.50</u>
E. <u>E.</u> Monthly Group Discount - -10% Corporate Discount ⁷	\$101.25

D.F. Monthly Group Discount - 15% Corporate Discount ⁷	\$95.65
E.G. Monthly College/Adult Education Pass ⁸	\$56.25
F.H. Monthly Parking Permit ⁹	\$11.25
I. <u>Regional Monthly Parking Fee (for non DTPW customers)⁹</u>	<u>\$20.00</u>
G.J. Weekly Transit Pass¹⁰ <u>Pass</u>	\$29.25
H.K. Discount Weekly Transit Pass ⁶	\$14.60
I.L. Daily Transit Pass	\$5.65
J.M. Daily Discount¹⁴ <u>Discount¹⁰</u>	\$2.80

IV. EASY Card/EASY Ticket

~~EASY Ticket~~

A. EASY Card	\$2.00
B. EASY Ticket	Free

V. Spotter Program¹²

A. <u>DTPW Construction and Facility Monitors</u>	<u>25.11</u>
B. <u>DTPW Escort</u>	<u>72.57</u>

VI. Incidental Use Fees¹³

A. <u>Filming (per Day)</u>	<u>\$300.00</u>
B. <u>Still Photoshoots (per Day)</u>	<u>\$140.00</u>
C. <u>Student Filming / Photoshoot (per Day)</u>	<u>\$100.00</u>
A-D. <u>Other Uses of Space at Transit Facilities (per Day)¹⁴</u>	<u>\$100.00 to \$300.00</u>

VII. DTPW may establish other rates based on costs; promotional discounts may be authorized by the ~~Miami-Dade Transit Director~~ DTPW Director as limited by Section 2-150 (c) of the Miami-Dade County Code; the DTPW Director may authorize use of free transit passes in exchange for community service hours for those non-profit entities and up to the amounts set forth in the annual adopted budget

VIII. All of the above rates, fares, and charges shall automatically be adjusted every three years, without the need for any further action by the Board of County Commissioners, in accordance with the average rate of the Consumer Price Index (CPI) for the preceding three years. Any adjustments in rates, fares, or charges made pursuant to this provision shall be rounded to the nearest five cent increment.

¹ Applicable at all times on Metrobus and on Metrorail when using the Monthly Discount Fare Permit. Those patrons entitled to reduced fares are: a) youths through grade 12 with proper student identification, b) persons with disabilities as defined by DTPW rules and have a DTPW Reduced Fare Permit, and c) seniors 65 and above who do not have a Golden Passport, but have a Medicare card (not Medicaid) or DTPW Reduced Fare Permit or government-issued photo identification and d) employed individuals earning between 150% and 200% of the federal poverty level as defined by the United States Department of Health and Human Services for a period of 2 years from the date of issuance.

² Applicable at all times to permanent Miami-Dade County citizens who qualify for a Golden Passport or Patriot Passport who display a valid Pass. Replacement of a Golden Passport Pass ~~costs \$50~~ for a Patriot Passport Pass is free for the first replacement, \$2010 for the second replacement and \$5025 for the third or more replacement. Fees are waived when a police report listing the Pass as stolen is submitted. Misuse of a Golden Passport or Patriot Pass will result in forfeiture of its use for one year.

³ As per Resolution No. R-365-13

⁴ DTPW may issue other prepaid media with price and rules determined from other portions of this rate schedule.

⁵ Promotional discounts may be authorized by the ~~Transit Agency~~DTPW Director as limited by Section 2-150(c) of the Miami-Dade County Code.

⁶ Available to any Medicare recipient (must show Medicare card at time of purchase), qualified people with disabilities and Miami-Dade youth in grades 1-12 (with a valid permit/ID) and employed individuals earning between 150% and 200% of the federal poverty level as defined by the United States Department of Health and Human Services for a period of 2 years from the date of issuance.

⁷ As restricted by Ordinance 86-45.

⁸ ~~Sold~~May be sold only in bulk quantities to participating colleges, universities, or vocational/technical education centers within for individual sale to full-time students only, as restricted by Ordinance 88-83.

⁹ Available only when purchased in combination with a monthly pass except for a Patriot Pass, Golden Passport and DTPW employees who may purchase monthly parking permits without purchase of monthly pass.

¹⁰ ~~When weekly passes sold to hotels as part of a promotional effort, hotels will be allowed to retain \$3 As per weekly pass sold and \$ 1.50 per discount weekly pass sold.~~

¹¹ ~~Employed~~Resolution No. R-294-16, employed individuals ~~earning who make~~ between 150% percent and 200% percent of the federal poverty level as defined by the United States Department of Health and Human Services ~~will be eligible for a period~~reduced fare.

¹² Replacement of 2 years from all Passes will cost \$5 for the ~~date~~first replacement, \$20 for the second replacement and \$50 for the third or more replacement. Fees are waived when a police report listing the Pass as stolen is submitted.

¹³ Spotter Program rates will be adjusted on a yearly basis.

¹⁴ Incidental Use Fees for Transit Facilities -- includes Incidental Fees for Film and Photoshoots of ~~issuance~~Metrorail/Metromover Stations, Transit facilities, Buses and Trains in service; Additional fees for filming and photoshoots to include Personnel (actual overtime rates apply); Train/Bus rental (when the client wants to rent a Bus or Train to park at a station) (per hour rate will apply with a four hour minimum and travel time.); Other transit property filming and photoshoot fee schedule: All filming on all transit property requires a minimum of one transit security guard at productions expense (actual rates apply).

¹⁵ The amount will be determined by the DTPW Director depending on the use of the space and the location.

I O No.: 4-125

Ordered: 9/19/19Effective: 10/1/~~18~~19

Summary of Rates, Fees and Charges
Miami-Dade Aviation Department
Miami International Airport

*This Attachment is the Implementing Order of the Aviation Department and consists of (i) aircraft charges Aviation Fees as defined in the 2018 Airline Use Agreement, and (ii) all other charges for the use of MIA and General Aviation Airport facilities. ** All rates, fees and charges for Miami-Dade County's Airport system previously established or approved by the Board continue to apply except to the extent amended or modified in this Attachment*

Rate Description	Rate Application	FY 2018-19	FY 2019-20
AIRFIELD			
Landing Fees ¹	Per 1,000 lbs of Gross Landed Weight	\$1.62	\$1.62
Loading Bridge	Per Arrival and Per Departure	\$35.00	\$35.00
Preconditioned Air: Narrow-Body	Per Arrival	\$18.34	\$18.34
Preconditioned Air: Wide-Body	Per Arrival	\$40.58	\$40.58
Preconditioned Air: Jumbo-Body	Per Arrival	\$54.15	\$54.15
TERMINAL			
Domestic Arrival Fee - Per Seat:			
Concourse Use	Per Domestic Arriving Seat	\$4.26	\$4.26 <u>\$4.26</u>
Baggage Claim	Per Domestic Arriving Seat	<u>\$1.56</u>	\$1.56 <u>\$1.56</u>
Total		\$5.82	\$5.82 <u>\$5.82</u>
Domestic Departure Fee - Per Seat:			
Concourse Use	Per Domestic Departing Seat	\$4.26	\$4.26 <u>\$4.26</u>
Screening	Per Domestic Departing Seat	\$0.49	\$0.49 <u>\$0.49</u>
Baggage Make-up Maintenance (1)	Per Domestic Departing Seat	\$0.84	\$0.84
Baggage Make-up Capital (4)	Per Domestic Departing Seat	<u>\$0.36</u>	\$0.36 <u>\$0.36</u>
Total		\$5.95	\$5.95 <u>\$5.95</u>
International Arrival Fee - Per Seat:			
Concourse Use	Per International Arriving Seat	\$4.26	\$4.26 <u>\$4.26</u>
International Facilities	Per International Arriving Seat	<u>\$2.36</u>	\$2.36 <u>\$2.36</u>
Total		\$6.62	\$6.62 <u>\$6.62</u>
International Departure Fee - Per Seat:			
Concourse Use	Per International Departing Seat	\$4.26	\$4.26 <u>\$4.26</u>
Screening	Per International Departing Seat	\$0.49	\$0.49 <u>\$0.49</u>
Baggage Make-up Maintenance (1)	Per International Departing Seat	\$0.84	\$0.84
Baggage Make-up Capital (4)	Per International Departing Seat	<u>\$0.36</u>	\$0.36 <u>\$0.36</u>
Total		\$5.95	\$5.95 <u>\$5.95</u>

** (a) Rates, fees and charges set forth in this IO are subject to change during the Fiscal Year in accordance with applicable, regulatory or contractual provisions. Approval of the ~~2018-19~~ 2019-20 Budget by the Board of County Commissioners based on the rates, fees, and charges stated herein constitutes the establishment and authorization of such rates, fees, and charges under Section 25-1.2(a) of the Code of Miami-Dade County.

(b) The Miami-Dade Aviation Department (MDAD) may waive any fee provided for herein for applicants or users that are federal, state, or local governmental or military users, foreign government or military users, or, to the extent a waiver or reduction of the fee is fair, reasonable, and not unjustly discriminatory, other applicants or users under circumstances determined by MDAD to justify a waiver or reduction of the fee.

¹Total dollar amounts due for landing and other aviation fees applicable to each type of aircraft are listed on the document entitled "Aviation Charges at Miami International Airport" contained in Section 2 of "Rates, Fees & Charges, FY 20~~18~~19-20~~19~~20" available at MIA's website at www.miami-airport.com. The amounts listed therein shall be used to calculate amounts due for aircraft and aviation activity as reflected in MDAD's invoices.

Rate Description	Rate Application	FY 2018-19	FY 2019-20
TERMINAL RENTAL RATES PER SQ. FT.			
Class I	Per Square Foot	\$89.88	\$89.88 <u>\$95.00</u>
Class II	Per Square Foot	\$134.82	\$134.82 <u>\$142.50</u>
Class III	Per Square Foot	\$89.88	\$89.88 <u>\$95.00</u>
Class IV	Per Square Foot	\$44.94	\$44.94 <u>\$47.50</u>
Class V	Per Square Foot	\$22.47	\$22.47 <u>\$23.75</u>
Class VI	Per Square Foot	\$89.88	\$89.88 <u>\$95.00</u>
COMMON USE TERMINAL EQUIPMENT (CUTE):			
CUTE GATE RATES			
Infrastructure Fee (2)	Per Departing Seat	\$0.02	\$0.02 <u>\$0.00</u>
Gate Usage Fee(CUTE Equipment Rental)	Per Departing Seat	\$0.19	\$0.19 <u>\$0.21</u>
TICKET COUNTER FEES			
Cute Equipment Rental	Per Departing Seat	\$0.49	\$0.49 <u>\$0.54</u>
Class I Rental Expense for Ticket Counter	Per Departing Seat	\$0.35	\$0.35 <u>\$0.36</u>
Class IV Rental Expense for Baggage Makeup	Per Departing Seat	\$0.82	\$0.82 <u>\$0.76</u>
CUTE Dynamic Signage (Backwall Displays) (3)	Per Departing Seat	<u>\$0.03</u>	<u>\$0.03</u>
Total Ticket Counter Fee	Per Departing Seat	\$1.68	\$1.68 <u>\$1.69</u>
The following footnotes are applicable to the items set forth above:			
(1) American Airlines is excluded from this charge because American Airlines maintains its own baggage system.			
(2) Fee is paid by all MIA passenger air carriers as an increase in the concourse use fee.			
(3) The FY-2018-19 monthly maximum for backwall display is \$50.00 per ticket counter position for CUTE-exempt carriers.			
(4) The Capital Recovery portion of Baggage Make-up is charged to all airlines.			
TICKET COUNTER FEE (HOURLY)			
Cute Equipment Rental	Per Ticket Counter Hour	\$5.19	\$5.19 <u>\$5.80</u>
Class I Rental Expense for Ticket Counter	Per Ticket Counter Hour	\$3.75	\$3.75 <u>\$3.85</u>
Class IV Rental Expense for Baggage Makeup	Per Ticket Counter Hour	\$9.60	\$9.60 <u>\$9.00</u>
CUTE Dynamic Signage(Back Wall Displays)	Per Ticket Counter Hour	<u>\$0.31</u>	<u>\$0.31</u>
Total Hourly Ticket Counter Fee	Per Ticket Counter Hour	\$18.84	\$18.84 <u>\$18.96</u>
Maximum daily rate	Per Ticket Counter = 12 hrs. x Ticket Counter Usage Fee	\$226.08	\$226.08 <u>\$227.52</u>
CUTE DYNAMIC SIGNAGE (BACK WALL DISPLAYS)			
Maximum monthly rate	Fee Per Exempt Ticket Counter Position	\$50.00	\$50.00
Annual rate for back-wall displays within leased areas	Fee Per Display	\$1,200.00	\$1,200.00
CUTE Back-office / Operations / Educational Equipment	Monthly Per Unit	\$105.27	\$105.27 <u>\$168.16</u>
STANDARD MANUAL CUTE TICKET COUNTER RATES			
Wide-body aircraft (over 200 seats)	Per Flight	\$527.45	\$527.45 <u>\$530.91</u>
Narrow aircraft (101 seats through 200 seats)	Per Flight	\$301.40	\$301.40 <u>\$303.37</u>

Rate Description	Rate Application	FY 2018-19	FY 2019-20
Regional Commuter aircraft (20 seats through 100 seats)	Per Flight	\$150.70	\$150.70 <u>151.69</u>
Small Turbo aircraft (under 20 seats)	Per Flight	\$75.35	\$75.35 <u>75.84</u>
UNAUTHORIZED MANUAL CUTE TICKET COUNTER RATES (Hrly Rate + 100% Premium)			
Wide-body aircraft (over 200 seats)	Per Flight	\$1,054.89	\$1,054.89 <u>1,061.81</u>
Narrow aircraft (101 seats through 200 seats)	Per Flight	\$602.80	\$602.80 <u>606.75</u>
Regional Commuter aircraft (20 seats through 100 seats)	Per Flight	\$301.40	\$301.40 <u>303.37</u>
Small Turbo aircraft (under 20 seats)	Per Flight	\$150.70	\$150.70 <u>151.69</u>
MISCELLANEOUS CUTE CHARGES			
TWOV lounges	Hourly Charges	\$5.19	\$5.19 <u>5.80</u>
ITI lounges	Hourly Charges	\$5.19	\$5.19 <u>5.80</u>
ITI baggage	Hourly Charges	\$5.19	\$5.19 <u>5.80</u>
Ramp Baggage Make-up	Hourly Charges	\$5.19	\$5.19 <u>5.80</u>
CRUISE CHECK IN-FACILITY AT MIAMI SEAPORT - MAINTENANCE			
On-site maintenance single circuit	Added to CUTE Hourly Usage Fees	\$10.00	\$10.00
On-site maintenance single circuit Back-up circuit	Added to CUTE Hourly Usage Fees	\$10.34	\$10.34
On-call maintenance (response within two hours) single circuit	Added to CUTE Hourly Usage Fees	\$3.16	\$3.16
On-call maintenance (response within two hours) back-up circuit	Added to CUTE Hourly Usage Fees	\$3.51	\$3.51
COMMON USE SELF SERVICE (CUSS) CHARGES			
Transaction Fee	Per Transaction	\$0.58	\$0.58
Monthly Fee (Desktop Unit)	Per Unit, Per Month	\$45.96	\$45.96 <u>49.97</u>
Monthly Fee (Standalone Unit) per unit, per month	Per Unit, Per Month	\$90.90	\$90.90 <u>97.47</u>
CLOSED-CIRCUIT TELEVISION (CCTV)			
CAMERAS			
PTZ (Pan-Tilt-Zoom)	Each, Per Month	\$24.00	\$24.00
Fixed	Each, Per Month	\$16.00	\$16.00
VIEWING WORKSTATION			
Cellstack/NICE	Each, Per Month	\$614.00	\$614.00
Cellstack	Each, Per Month	\$553.00	\$553.00
NICE	Each, Per Month	\$461.00	\$461.00
RECORDING-PER PORT			
NICE Pro (30-day recording)	Each, Per Month	\$14.00	\$14.00
NICE Harmony (20-day recording)	Each, Per Month	\$9.00	\$9.00

Rate Description	Rate Application	FY 2018-19	FY 2019-20
PASSENGER AIRCRAFT PARKING FEES			
Passenger Aircraft Regular Parking: Hard Stand	Per day for 1 – 5 days, after 2 hr. grace period	Per Formula	Per Formula
Passenger Aircraft Regular Parking: Remote Position	Per day for 1 – 5 days, after 2 hr. grace period	Per Formula	Per Formula
Passenger Aircraft Regular Parking: Terminal Gate	Per day for 1 – 5 days, after 4 hr. grace period	Per Formula	Per Formula
Overtime Parking	Per 30 minute period – if applicable	\$100.00	\$100.00
Premium Charges	Percent added to existing charges – if applicable	50%	50%
Major Maintenance (Plus Storage Parking Fees)	Per 24 hr. period	\$300.00	\$300.00
<i>Formula for Daily Base Parking Rate = Aircraft Length x Wingspan x (Land Rate + Pavement Rate) divided by 365.</i>			
MAINTENANCE, REPAIR, and OVERHAUL TENANTS (MRO's)	For the privilege of providing MRO services for aircraft at MIA, an MRO is responsible for payment to MDAD of all landing and aviation fees applicable to an aircraft undergoing the MRO's services from the time it arrives at MIA until the time it departs, except to the extent MDAD chooses to recover such fees directly from the owner or operator of the aircraft or any party responsible for the fees under a Sales Ticket Agreement.	Landing fees, parking charges and other aviation fees vary by aircraft	Landing fees, parking charges and other aviation fees vary by aircraft
CARGO AIRCRAFT PARKING POSITION FEES			
< 60,000 lbs. landed weight:			
First 4 hours		\$60.00	\$60.00
Each additional hour		\$15.00	\$15.00
24 hour maximum		\$360.00	\$360.00
Between 60,001 and 270,000 lbs. landed weight			
First 4 hours		\$120.00	\$120.00
Each additional hour		\$30.00	\$30.00
24 hour maximum		\$720.00	\$720.00
>270,000 lbs. in landed weight			
First 4 hours		\$200.00	\$200.00
Each additional hour		\$60.00	\$60.00
24 hour maximum		\$1,400.00	\$1,400.00
DERELICT OR NON-OPERATING AIRCRAFT (Additional daily parking charges after 60 Days)		\$500.00	\$500.00
VIP RAMP BUS ESCORT FEE (CHARTER AIRLINES, MIA)			
Escort/attendant fee	Per hour with 2 hour minimum	\$150.00	\$150.00

Rate Description	Rate Application	FY 2018-19	FY 2019-20
GROUND SUPPORT CHARGES	Per Aircraft Arrival - In addition to standard Loading Bridge Fee		
VDGS (Visual Docking Guidance System) Loading Bridge Fee		\$12.00	\$12.00
Stair Truck Usage Fee	Per hour – waived for U.S. Military aircraft	\$100.00	\$100.00
Escort Fee for Aircraft at all GA Airports (including Vehicle)	Per Escort	\$100.00	\$100.00
Escort Fee for Delivery Vehicles or Non-Passenger Vehicles at all GA Airports	Per Escort	\$10.00	\$10.00
Escort Fee for Vehicle Escort for VIP Pickup at General Aviation Aircraft	Per Escort	\$20.00	\$20.00
FUEL STOP FEE			
At Terminal Gate	Equal to concourse fee plus one loading bridge fee	Varies by Aircraft	Varies by Aircraft
At General Aviation Center	Equal to one-day parking charge up to two hours	Varies by Aircraft	Varies by Aircraft
GENERAL AVIATION CENTER (GAC) FACILITY FEES			
Domestic Fee – GAC Concourse Use Fee	Per Seat	\$4.26	\$4,262.43
International Fee – GAC Concourse Use Fee	Per Seat	\$4.26	\$4,260.00
International Facility Fee	Per Seat	\$2.36	\$2,3610.66
PUBLIC PARKING			
Standard Vehicle Parking	Variable based on demand (time of day, day of week, availability, etc.)	\$8.00-\$38.00	\$8.00-\$38.00
Valet Parking	For first 1-3 hours or part thereof	\$18.00	\$18.00
Valet Parking - Maximum	Maximum per day	\$30.00	\$30.00
Parking Space Reservation Charge	In addition to vehicle parking rate	\$10.00	\$10.00
EMPLOYEE PARKING			
Employee Parking Decals	Per decal, per month	\$30.00	\$30.00
Motorcycle Parking Fee	Per decal, per year	\$180.00	\$180.00
Long-term Parking Magnetic Cards	Per employee, per month	\$100.00	\$100.00
Contractor Parking Cards	Per card, per year	\$200.00	\$200.00
Towed Vehicles	Per occurrence	\$50.00	\$50.00
GROUND TRANSPORTATION			
Security Deposit per company with less than 10 vehicles		\$500.00	\$500.00
Security Deposit per company with 10 or more vehicles		\$1,000.00	\$1,000.00
A1—Bus	Per Trip	\$7.00	\$7.00
A2—Van	Per Trip	\$3.00	\$3.00
A3—Limo	Per Trip	\$3.00	\$3.00
B1—Hotel/Motel (Small)	Per Trip	\$1.00	\$1.00
B2—Hotel/Motel (Large)	Per Trip	\$2.00	\$2.00
B3—Commercial (Small)	Per Trip	\$2.50	\$2.50
B4—Commercial (Large)	Per Trip	\$3.00	\$3.00
C1—Crew Service (Small)	Per Trip	\$1.00	\$1.00
C2—Crew Service (Large)	Per Trip	\$2.00	\$2.00
Class D—Delivery Service	Based on service performed and vehicle size	\$1-\$12.00	\$1-\$12.00
B5—Off-Airport Car Rental Companies with less than \$500,000 gross revenues	Each MIA Contract	\$3.00	\$3.00
B6—Off-Airport Car Rental Companies gross revenues between \$500,000 and \$4.9 million	Gross MIA Passenger Revenue	4.5%	4.5%

Rate Description	Rate Application	FY 2018-19	FY 2019-20
B7—Off-Airport Car Rental Companies gross revenues in excess of \$5 million but less than \$20 million	Gross MIA Passenger Revenue	7.5%	7.5%
B7—Off-Airport Car Rental Companies gross revenues in excess of \$20 million	Gross MIA Passenger Revenue	9.0%	9.0%
B8—Off Airport Parking Lot Operators Upper Level	Per Trip	\$1.00	\$1.00
(Small vans) Lower Level	Per Trip	\$2.50	\$2.50
B9—Off Airport Parking Lot Operators Upper Level	Per Trip	\$2.00	\$2.00
(Large vans) Lower Level	Per Trip	\$3.00	\$3.00
Class E Vehicles Annual Permit Fee	Per vehicle, per calendar year	\$200.00	\$200.00
Mobile Food Truck Vendor Fee	Per vehicle, per calendar year	\$360.00	\$360.00
Taxicab Operation Fee	Per Trip	\$2.00	\$2.00
Ground Transportation Permit Renewal Fee	Per Permit, annually	\$100.00	\$100.00
Ground Transportation Permit Late Renewal Fee	Per Permit	\$100.00	\$100.00

AUTHORITY TO REVISE OR ADJUST BUILDING AND LAND RENTAL RATES DURING FISCAL YEAR 20189-201920 FOLLOWING APPROVAL OF THE 20189-201920 IMPLEMENTING ORDER BY THE BOARD OF COUNTY COMMISSIONERS – The Board hereby establishes the rental rates listed below as being fair, reasonable, and not unjustly discriminatory for the Fiscal year 20189-201920. If the rental rates listed below are adjusted by the appraisers for the 20189-201920 Fiscal Year either before the effective date of this Implementing Order or at any time during the Fiscal Year 20189-201920, the Aviation Department is authorized to amend the rates listed below and impose, during the 20189-201920 Fiscal Year, the fair market rental rates reflected by any such adjustments made by the appraisers.

MIA LAND RENTAL RATES

1 Airport	Per Sq. Ft.	\$1.95	\$1.95 2.05
1a Airport – vacant land with aircraft access	Per Sq. Ft.	N/A	N/A
2 Commercial sites at SEC of NW 36 th St & NW 72 nd Ave	Per Sq. Ft.	\$2.50	\$2.50 2.75
3 N.W. 21 st St. and N.W. 39 th Avenue	Per Sq. Ft.	\$3.00	\$3.00 3.15
4 Fuel Farm	Per Sq. Ft.	\$2.25	\$2.25 2.35
5 N.W. 16 th Street (non-buildable sites)	Per Sq. Ft.	\$0.50	\$0.50
6 Jai-Alai fronton land area & NW 36 th Street Frontage	Per Sq. Ft.	\$2.25	\$2.25 2.35
7 Commercial Sites on NW 12 th St & North of NW 36 th St	Per Sq. Ft.	\$2.00	\$2.00 2.10

PAVING RATES (in addition to land rental rates)

Standard (Vehicular) Existing - <u>Landside</u>	Per Sq. Ft.	\$0.45	\$0.45
<u>Standard (Vehicular) Existing - Airside</u>	<u>Per Sq. Ft.</u>	<u>\$0.00</u>	<u>\$0.70</u>
Heavy Duty (Aircraft) Existing - <u>Airside</u>	Per Sq. Ft.	\$0.90	\$0.90

BUILDING RENTAL RATES - MIA

(The current building number is listed first; a number in parentheses appearing after the current building number is the former building number.)

MDAD reserves the right to adjust the following rates to reflect any conditions identified by the appraisers in their reports.

Bldg. # 49 - Offices (A/C)	Annual Sq. Ft.	\$6.00	\$6.00
Bldg. # 49 - Shop (A/C)	Annual Sq. Ft.	\$6.00	\$6.00
Bldg. # 700 - Cargo (Non A/C)	Annual Sq. Ft.	\$10.15 (11)	\$10.15 25 (11)
Bldg. # 700 - Offices (A/C) 2nd Floor	Annual Sq. Ft.	\$11.75 (11)	\$11.75 (11)
Bldg. # 700 - Offices (A/C) 1st Floor	Annual Sq. Ft.	\$15.00 (11)	\$15.00 (11)
Bldg. # 700 - 3 rd Floor Storage (storage only)	Annual Sq. Ft.	\$10.00	\$10.00
Bldg. # 701 - Cargo (Non A/C)	Annual Sq. Ft.	\$10.15 (11)	\$10.15 25 (11)
Bldg. # 701 - Offices (A/C) 2nd Floor	Annual Sq. Ft.	\$11.75 (11)	\$11.75 (11)
Bldg. # 701 - Offices (A/C) 1st Floor	Annual Sq. Ft.	\$15.00 (11)	\$15.00 (11)
Bldg. # 701 - 3rd Floor Storage (storage only)	Annual Sq. Ft.	\$10.00	\$10.00

Rate Description**Rate Application****FY 2018-19****FY 2019-20**

Bldg. # 702 - Cargo (Non A/C)	Annual Sq. Ft.	\$10.15 (11)	\$10. 45 <u>25</u> (11)
Bldg. # 702 - Offices (A/C) 2nd Floor	Annual Sq. Ft.	\$11.75 (11)	\$11.75 (11)
Bldg. # 702 - Offices (A/C) 1st Floor	Annual Sq. Ft.	\$15.00 (11)	\$15.00 (11)
Bldg. # 702 - 3rd Floor Storage (storage only)	Annual Sq. Ft.	\$10.00	\$10.00
Bldg. # 703 - Engine Test Cell Bldg. - Storage	Annual Sq. Ft.	\$5.25 (12)	\$5.25 (12)
Bldg. # 2120 - Reciprocating-Dynamometer Cells	Per Month	\$11,000.00 (8)/(13)	\$11, 05 <u>00</u> .00 (8)/(13)
Bldg. # 2120 - Large Jet Engine Cells	Per Month	\$13,000.00 (8)/(13)	\$13, 05 <u>00</u> .00 (8)/(13)
Bldg. # 703A - Test Cell	Per Month	\$13,000.00	\$13,000.00
Bldg. # 704 (2121) - Warehouse (Non A/C)/Cargo (Non A/C)	Annual Sq. Ft.	\$5.75 (12)	\$5.75 (12)
Bldg. # 704 (2121) - Offices (A/C)/Shop(A/C)/Storage(A/C)	Annual Sq. Ft.	\$6.25 (12)	\$6.25 (12)
Bldg. # 706 - Cargo (Non A/C)	Annual Sq. Ft.	\$16.75 (11)	\$16.75 <u>17.00</u> (11)
<u>Bldg. # 706 – Offices (A/C) 1st Floor</u>	<u>Annual Sq. Ft.</u>	<u>N/A</u>	<u>\$17.00 (11)</u>
Bldg. # 706 - Offices (A/C)	Annual Sq. Ft.	\$15.00 (11)	\$15. 00 <u>25</u> (11)
Bldg. # 706 - 3rd Floor Storage (storage only)	Annual Sq. Ft.	\$10.00	\$10.00
<u>Bldg. # 706 – Airside Ramp</u>	<u>Annual Sq. Ft.</u>	<u>N/A</u>	<u>Included in Cargo Rent</u>
<u>Bldg. #706 – Landside Ramp</u>	<u>Annual Sq. Ft.</u>	<u>N/A</u>	<u>Included in Cargo Rent</u>
Bldg. # 707 - Cargo (Non A/C)	Annual Sq. Ft.	\$16.75 (11)	\$16.75 <u>17.00</u> (11)
<u>Bldg. # 707 – Offices (A/C) 1st Floor</u>	<u>Annual Sq. Ft.</u>	<u>N/A</u>	<u>\$17.00 (11)</u>
Bldg. # 707 - Offices (A/C)	Annual Sq. Ft.	\$15.00 (11)	\$15. 00 <u>25</u> (11)
Bldg. # 707 - 3rd Floor Storage (storage only)	Annual Sq. Ft.	\$10.00	\$10.00
<u>Bldg. # 707 – Airside Ramp</u>	<u>Annual Sq. Ft.</u>	<u>N/A</u>	<u>Included in Cargo Rent</u>
<u>Bldg. # 707 – Landside Ramp</u>	<u>Annual Sq. Ft.</u>	<u>N/A</u>	<u>Included in Cargo Rent</u>
Bldg. # 708 - Cargo (Non A/C)	Annual Sq. Ft.	\$16.75 (11)	\$16.75 <u>17.00</u> (11)
<u>Bldg. # 708 – Offices (A/C) 1st Floor</u>	<u>Annual Sq. Ft.</u>	<u>N/A</u>	<u>\$17.00 (11)</u>
Bldg. # 708 - Offices (A/C)	Annual Sq. Ft.	\$15.00 (11)	\$15. 00 <u>25</u> (11)
Bldg. # 708 - 3rd Floor Storage (storage only)	Annual Sq. Ft.	\$10.00	\$10.00
<u>Bldg. # 708 – Airside Ramp</u>	<u>Annual Sq. Ft.</u>	<u>N/A</u>	<u>Included in Cargo Rent</u>
<u>Bldg. # 708 – Landside Ramp</u>	<u>Annual Sq. Ft.</u>	<u>N/A</u>	<u>Included in Cargo Rent</u>
Bldg. # 714 - Cargo (Non A/C)	Annual Sq. Ft.	\$12.75	\$12.75 <u>13.00</u>
Bldg. # 714 - Offices (A/C)	Annual Sq. Ft.	\$13.25	\$13. 25 <u>50</u>
Bldg. # 716A - Cargo (Non A/C)	Annual Sq. Ft.	\$13.25 (11)/(15)	\$13. 25 <u>50</u> (11)/(15)
Bldg. # 716A - Offices (A/C) 2nd Floor	Annual Sq. Ft.	\$13.60 (11)/(15)	\$13.60 (11)/(15)
Bldg. # 716A - Offices (A/C) 1st Floor	Annual Sq. Ft.	\$15.00 (11)	\$15.00 (11)
<u>Bldg. # 716A – Airside Ramp</u>	<u>Annual Sq. Ft.</u>	<u>N/A</u>	<u>Included in Cargo Rent</u>
<u>Bldg. # 716A – Landside Ramp</u>	<u>Annual Sq. Ft.</u>	<u>N/A</u>	<u>Included in Cargo Rent</u>
Bldg. # 716B-J - Cargo (Non A/C)	Annual Sq. Ft.	\$12.25 (11)/(15)	\$12. 25 <u>50</u> (11)/(15)
Bldg. # 716B-J - Offices (A/C) 2nd Floor	Annual Sq. Ft.	\$12.60 (11)/(15)	\$12.60 (11)/(15)
Bldg. # 716B-J - Offices (A/C) 1st Floor	Annual Sq. Ft.	\$15.00 (11)	\$15.00 (11)
<u>Bldg. # 716B-J – Airside Ramp</u>	<u>Annual Sq. Ft.</u>	<u>N/A</u>	<u>Included in Cargo Rent</u>
<u>Bldg. # 716B-J – Landside Ramp</u>	<u>Annual Sq. Ft.</u>	<u>N/A</u>	<u>Included in Cargo Rent</u>
Bldg. # 719 (2122) - Governmental Service Bldg. - CCC	Annual Sq. Ft.	\$19.50 (3)	\$19. 50 <u>75</u> (3)
Bldg. # 741 (2204) - Decompression Chamber	Per Year	\$52,000.00	\$52,000.00
Bldg. # 805 - Cargo (Non A/C)	Annual Sq. Ft.	\$12.00	\$12. 00 <u>25</u>

Rate Description**Rate Application****FY 2018-19****FY 2019-20**

Bldg. # 805 - Offices (A/C)	Annual Sq. Ft.	\$12.00	\$12. 00 <u>25</u>
Bldg. # 820 (1011) - Warehouse (Non A/C)	Annual Sq. Ft.	\$9.00	\$9. 00 <u>50</u>
Bldg. # 820 (1011) - Offices (A/C)	Annual Sq. Ft.	\$10.00	\$1 01 .00
Bldg. # 836 (1054) - GSE Office/shop (AC)	Annual Sq. Ft.	Demolished	Demolished
Bldg. # 839 - Hangar (Signature Flight Center)	Annual Sq. Ft.	\$12.00	\$12.00
Bldg. # 839 - Offices (A/C)	Annual Sq. Ft.	\$16.00	\$16.00
Bldg. # 840 - Signature Flight Support (Terminal)	Annual Sq. Ft.	\$20.00	\$20.00
Bldg. # 844 (101) - Hangar - Storage (Non A/C)	Annual Sq. Ft.	\$9.25 (1)	\$9.25 (1)
Bldg. # 844 (101) - Offices (A/C)	Annual Sq. Ft.	\$11.75	\$11.75
Bldg. # 844 (101) - Storage (A/C)	Annual Sq. Ft.	\$6.75	\$6.75
Bldg. # 845 (100) - Offices (A/C)	Annual Sq. Ft.	\$16.00 (3)	\$16. 00 <u>50</u> (3)
Bldg. # 845 (100) - Warehouse (Non-A/C)	Annual Sq. Ft.	\$10.60 (3)	\$10. 60 <u>75</u> (3)
Bldg. # 845 (100) - Warehouse (A/C)	Annual Sq. Ft.	\$12.00 (3)	\$12.00 (3)
Bldg. # 845 (100) - Warehouse Office (A/C)	Annual Sq. Ft.	\$12.00 (3)	\$12. 00 <u>15</u> (3)
Bldg. # 845 (100) - Simulator (A/C)	Annual Sq. Ft.	\$12.79	\$12.79 <u>\$13.00</u>
Bldg. # 845 (100) - Atrium Space—1st Floor (A/C)	Annual Sq. Ft.	\$19.00 (3)	\$19.00 (3)
Bldg. # 845 (100) - Atrium Space—Above 1st Floor (A/C)	Annual Sq. Ft.	\$19.00 (3)	\$19.00 (3)
Bldg. # 855 (53) - Storage (A/C)	Annual Sq. Ft.	\$5.75	\$5.75
Bldg. # 856 (52) - Storage (A/C)	Annual Sq. Ft.	\$5.50	\$5.50
Bldg. # 857 (55) - Wash Rack & Drum Storage	Annual Sq. Ft.	\$6.00	\$6.00
Bldg. # 861-862 (60) - Aircraft Hangars (#6 and #7)	Annual Sq. Ft.	\$10.00 (1)/(12)	\$10. 00 <u>10</u> (1)/(12)
Bldg. # 861-862 (60) - Shops (A/C)	Annual Sq. Ft.	\$5.25 (12)	\$5.25 (12)
Bldg. # 861-862 (60) - Storage (A/C)	Annual Sq. Ft.	\$5.25 (12)	\$5.25 (12)
Bldg. # 861-862 (60) - Offices (A/C)	Annual Sq. Ft.	\$6.50 (12)	\$6.50 (12)
Bldg. # 863 (60-A) - Engine Overhaul and Service	Annual Sq. Ft.	\$5.50	\$5.50
Bldg. # 863 (60-A) - Storage 2nd Floor	Annual Sq. Ft.	\$4.00 (22)	\$4.00 (22)
Bldg. # 863 (60-A) - Offices (A/C) 1 st Floor	Annual Sq. Ft.	\$10.00	\$10.00
Bldg. # 863 (60-A) - Offices (A/C)	Annual Sq. Ft.	\$8.00	\$8.00
Bldg. # 871 (48) - Hangar (Non A/C)	Annual Sq. Ft.	\$9.00 (1)	\$9.00 (1)
Bldg. # 871 (48) - Office (A/C)	Annual Sq. Ft.	\$5.50	\$5.50
Bldg. # 871 (48) - Shop (A/C)	Annual Sq. Ft.	\$4.25 (22)	\$4.25 (22)
Bldg. # 875 (43) - Office (A/C) Pan Am	Annual Sq. Ft.	\$10.50 (19)	\$10.50 (19)
Bldg. # 875 (43) - Office (A/C) Individual Tenants	Annual Sq. Ft.	\$15.00 (3)	\$15.00 (3)
Bldg. # 875 (43) - Simulator Bays (A/C)	Annual Sq. Ft.	\$9.00 ¹	\$9.00 ¹
Bldg. # 888 (35-35A) – Maint. and Training (A/C) Office Space (A/C)	Annual Sq. Ft.	\$5.75	\$5.75 <u>Demolished</u>
Bldg. # 896 (22) - Hangar—Maintenance (Non A/C)	Annual Sq. Ft.	\$10.00 (1)	\$10. 00 <u>10</u> (1)
<u>Bldg. # 896 (22) – Office Space (A/C) 1st Floor</u>	<u>Annual Sq. Ft.</u>	<u>N/A</u>	<u>\$10.00</u>
Bldg. # 896 (22) - Office Space (A/C) <u>2nd Floor</u>	Annual Sq. Ft.	\$7.75	\$7.75
Bldg. # 896 (22) - Shops—Maintenance (A/C)	Annual Sq. Ft.	\$5.75	\$5.75
Bldg. # 896 (22) - Third Floor: Storage	Annual Sq. Ft.	\$3.00	\$3.00
Bldg. # 896 (22) - Composite Shop	Annual Sq. Ft.	\$10.00	\$10.00
Bldg. # 896 (22) - Paint Booth	Annual Sq. Ft.	\$10.00	\$10.00
Bldg. # 919 (5A) - Office - Entire Building (A/C)	Annual Sq. Ft.	\$10.50	\$10.50
Bldg. # 919 (5A) - Office - Per Floor or less (A/C)	Annual Sq. Ft.	\$13.00	\$13.00
Bldg. # 919 (5A) - Office - Second Floor (Full Service)	Annual Sq. Ft.	\$18.00	\$18.00
Bldg. # 919 (5A) - Storage	Annual Sq. Ft.	\$6.00 (22)	\$6.00 (22)
Bldg. # 919 (5A) - Loading Dock	Annual Sq. Ft.	\$1.75	\$1.75
Bldg. # 2082 - Warehouse (El Dorado)	Annual Sq. Ft.	\$2.50	\$2.50
Bldg. # 2082 - Offices (A/C)	Annual Sq. Ft.	\$2.50	\$2.50

Rate Description**Rate Application****FY 2018-19****FY 2019-20**

Bldg. # 3010 - Cabstand Cafe (A/C)	Annual Sq. Ft.	\$30.00 (5)	\$30.00 (5)
Bldg. # 3030 - Offices	Annual Sq. Ft.	\$10.00 (12)	\$10.00 (12)
Bldg. # 3030A - Wing of Bldg. 3030	Annual Sq. Ft.	\$8.50	\$8.50
Bldg. # 3032 - Cafeteria (Non A/C)	Annual Sq. Ft.	\$4.75	\$4.75
Bldg. # 3032 - Cafeteria (A/C)	Annual Sq. Ft.	\$6.50	\$6.50
Bldg. # 3033 - Police Station (A/C)	Annual Sq. Ft.	\$10.00	\$10.00
Bldg. # 3037 - Maintenance-Garage (Non A/C)	Annual Sq. Ft.	\$6.00	\$6.00
Bldg. # 3037 - Offices (A/C)	Annual Sq. Ft.	\$6.50	\$6.50
Bldg. # 3038 - Building Services—Maintenance/Office (A/C)	Annual Sq. Ft.	\$6.50	\$6.50
Bldg. # 3040 - Maintenance Shops (Non A/C) and Offices (A/C)	Annual Sq. Ft.	\$6.60 (19)	\$6.60 (19)
Bldg. # 3034 - Triturator	Per Year	<i>Decommissioned</i>	<i>Decommissioned</i>
Bldg. # 3046 - Offices (A/C)	Annual Sq. Ft.	\$10.00	\$10.00
Bldg. # 3046 - Shop (A/C)	Annual Sq. Ft.	\$6.25 (22)	\$6.25 (22)
Bldg. # 3047 - Offices (A/C)	Annual Sq. Ft.	\$10.00	\$10.00
<i>¹This rate excludes electric</i>			
Bldg. # 3048 - Offices (A/C)	Annual Sq. Ft.	\$10.00	\$10.00
Bldg. # 3049 - Maintenance Garage (Non A/C)	Annual Sq. Ft.	\$7.00	\$7.00
Bldg. # 3050 - Administration Building (Multiple Tenancy)	Annual Sq. Ft.	\$14.25 (18)	\$14.25 (18)
Bldg. # 3074 - In-Flight Caterers Kitchen (A/C and Non A/C)	Annual Sq. Ft.	\$8.50 (22)	\$8.50 (22)
Bldg. # 3077 - Triturator	Per Year	\$22,000.00 (23)	\$22,000.00 (23)
Bldg. # 3078 - Fuel Building (A/C)	Annual Sq. Ft.	\$10.00	\$10.00
Bldg. # 3078 - Offices (A/C)	Annual Sq. Ft.	\$10.25	\$10.25
Bldg. # 3089 - Parking Garage	Per Position, Per Month	\$60.00 (4)	\$60.00 (4)
Bldg. # 3091 - Maintenance/Offices (A/C)	Annual Sq. Ft.	\$7.75	\$7.75
Bldg. # 3094 - Parking Garage	Per Position, Per Month	\$60.00 (4)	\$60.00 (4)
Bldg. # 3095-A—American Airlines	Adjusted annually by CPI	By agreement	By agreement
Bldg. # 3095-A - Hangar Area (Non A/C) – 1 st Floor	Annual Sq. Ft.	\$11.75	\$11.75 <u>\$12.00</u>
Bldg. # 3095-A - Office – 1 st and 2 nd Floors (A/C)	Annual Sq. Ft.	\$9.00 (22)	\$9.00 (22)
Bldg. # 3095-A - Shops, Storage 1 st and 2 nd Floors	Annual Sq. Ft.	\$8.00 (22)	\$8.00 (22)
Bldg. # 3095-B - Offices—Entire Building (A/C)	Annual Sq. Ft.	\$11.00	\$11.00
Bldg. # 3095-B - Offices—Per Floor (A/C)	Annual Sq. Ft.	\$17.00 (3)	\$17.00 (3)
Bldg. # 3095-B - Offices—Penthouse (A/C)	Annual Sq. Ft.	\$20.00 (3)	\$20.00 (3)
Bldg. # 3100 - Maintenance Garage (Non A/C)	Annual Sq. Ft.	Demolished	Demolished
Bldg. # 3101 - Maintenance Garage—Storage (Non A/C)	Annual Sq. Ft.	\$6.00	\$6.00
Bldg. # 3110 - Offices—Security Building	Annual Sq. Ft.	\$21.00	\$21.00
Bldg. # 3150 - Offices (A/C)	Annual Sq. Ft.	\$11.50	\$11.50
Bldg. # 3151 - Maintenance—Shop (Non A/C)	Annual Sq. Ft.	\$6.00	\$6.00
Bldg. # 3151 - Offices (A/C)	Annual Sq. Ft.	\$11.00	\$11.00
Bldg. # 3152 - Service Station (Non A/C)	Annual Sq. Ft.	\$5.75	\$5.75
Bldg. # 3153 - Car Wash	Annual Sq. Ft.	\$5.75	\$5.75
Bldg. # 3241 - RCC Office (A/C)	Annual Sq. Ft.	\$26.00 (20)	\$26.00 (20)
Bldg. # 3241 - RCC Storage (A/C)	Annual Sq. Ft.	\$15.00 (20)	\$15.00 (20)
Bldg. # 4001 - Traffic Control Center	Annual Sq. Ft.	\$13.00	\$13.00
Bldg. # 4002 - Public Works Office	Annual Sq. Ft.	\$12.00	\$12.00
Bldg. # 4003 - Corrections Office (A/C)	Annual Sq. Ft.	\$7.50	\$7.50
Bldg. # 4003A - Offices (A/C)	Annual Sq. Ft.	\$7.00	\$7.00
Bldg. # 4003A - Storage (Non A/C)	Annual Sq. Ft.	\$6.00	\$6.00
Bldg. # 4004 - Sign Shop (Non A/C)	Annual Sq. Ft.	\$6.00	\$6.00

Rate Description	Rate Application	FY 2018-19	FY 2019-20
MIC - Platform - Unfinished space	Annual Sq. Ft.	\$30.00	\$30.00

OTHER RENTAL RATES

Loading Dock (additional area per sq. ft.)	Per Sq. Ft.	\$1.75	\$1.75
Trailer Parking & Modular Units (Single Wide)	Per Space, Per Month	\$250.00	\$250.00
Trailer Parking & Modular Units (Double Wide)	Per Space, Per Month	\$500.00	\$500.00
Trailer Parking & Modular Units (Triple Wide)	Per Space, Per Month	\$600.00	\$600.00
Trailer Parking & Modular Units (Single Wide) - Temporary	Per Space, Per Month	\$250.00	\$250.00
Trailer Parking & Modular Units (Double Wide) - Temporary	Per Space, Per Month	\$500.00	\$500.00
Trailer Parking & Modular Units (Triple Wide) - Temporary	Per Space, Per Month	\$650.00	\$650.00
Tractor Trailer Parking (less than 75 feet, inclusive of cab)	Per Month	\$525.00	\$525.00
Automobile Parking	Per Space, Per Month	\$55.00	\$55.00
Limousines (occupying standard parking space)	Per Space, Per Month	\$55.00	\$55.00
Larger limousines (occupying more than standard parking space)	Per Space, Per Month	\$100.00	\$100.00
Tour buses and buses in excess of 8 feet wide and 18 feet long	Per Space, Per Month	\$200.00	\$200.00
Antennae Installations:	Annually, Per Antenna	\$2,500.00	\$2,500.00

Any antenna and its associated equipment for data collection, reception, or transmission related to (i) the monitoring of aircraft movements in the air or on the ground or (ii) any other aviation activity as determined by MDAD, shall pay a fee of \$2,500.00 annually per antenna, plus rental charges for the land or any facility on which or in which any antenna or associated equipment is installed, based on MDAD's sole determination of the dimensions of the land or facility allocable to such antenna or equipment. For all other antenna and associated equipment for non-aviation or specialty use, fees and rental charges in an amount not to exceed \$250,000.00 annually shall be separately imposed by MDAD as a condition of a lease, license, or permit applicable to the installation of the antenna or equipment.

Footnotes to "Building Rental Rates-MIA" above:

Note: Footnotes 2, 6, 7, 9, 14, 16, 17, 18 and 21 have been retired.

- 1) Non-airline tenants shall pay the said per square foot rate or 3% of all gross revenues produced from providing aircraft maintenance services to others, whichever is greater. Airline tenants shall pay 3% of all gross revenues produced from providing aircraft maintenance services to others in addition to the said per square foot rental rates.

~~3) Rent includes land, electricity, and common area janitorial.~~

~~4)3) Rent includes land, electricity, water, sewer and common area janitorial.~~

~~5)4) Rent per position per month.~~

~~6)5) Tenant pays minimum guarantee.~~

~~8) The rental rate reflects the "As Is" condition of the building. The building has limited fire and electrical systems. (Not used in 2005.)~~

~~9) Rent includes water, sewer, electricity, and common area janitorial. (Not used in 2005.)~~

~~10)8) Rent includes land.~~

~~10) The rent includes water and sewer. (Not used in 2005.)~~

~~11)10) Rates based on approved actual audited construction costs.~~

~~12)11) Rent includes common area janitorial, excludes land.~~

~~13)12) Additional rent may be applicable to recover costs of 40-year recertification and costs of repairs to comply with life safety codes.~~

~~14)13) Rate includes amortization of 40-year recertification and costs of repairs to comply with life safety codes.~~

~~15) Rate based on competitive bidding.~~

~~16)15) Appraised rate includes a charge of \$.10 per square foot as a trash removal fee.~~

~~19) No longer applicable (was formerly "Rental based on 20-year lease. Adjusted annually on January 1st".)~~

~~20) No longer applicable (was formerly "Hangar is currently unusable and can only be used as aircraft parking until roof repairs are completed.")~~

~~21) Includes land rent and janitorial.~~

Rate Description	Rate Application	FY 2018-19	FY 2019-20
22/19) Includes common area janitorial.			
23/20) Includes land rent and janitorial. Utilities are paid by rental car agencies in MIC.			
22) Tenant pays for all tenant improvements and for utilities.			
23/22) If A/C space the tenant pays applicable electric and is responsible for A/C repairs and replacement.			
23) In addition to the rent the tenant will pay an opportunity fee of 7.5% of the gross revenues collected. Tenant is responsible for all maintenance and repairs.			
FUEL FLOWAGE FEES - MIA FUEL FARM			
Truck Delivery (Opportunity Fee on service to commercial aircraft does not apply)	Per Gallon	0.013688	0.013688 <u>0.013704</u>
Hydrant Delivery (Opportunity Fee for into-wing service to commercial aircraft does not apply)	Per Gallon	0.019813	0.019813 <u>0.017661</u>
GENERAL AVIATION AIRPORT FEES			
Operational Closure Fee per Airport (or part thereof)	Per Day (or portion thereof)	\$4,800.00	\$4,800.00
Operational Closure Fee Government Entities	Per Hour (or portion thereof)	\$200.00	\$200.00
Aerial Advertising Fee (3 charges max per aircraft per day)	Per Pick Up and Drop Off	\$14.00	\$14.00
AIRCRAFT PARKING AT GENERAL AVIATION AIRPORTS			
M-1 type aircraft (15,000 lbs or less)	1 – 5 day rate applies for duration	M-1 rate	M-1 rate
All other aircraft	Rates increase on days 6, 16 and 31	Same as MIA	Same as MIA
OTHER GENERAL AVIATION AIRPORT FEES			
Conference Room Rental Fee (Miami Executive and Opa-Locka Airports)			
Non-profit entities	Per Use (4 hour limit)	\$10.00	\$10.00
Other than non-profit entities	Per Use (4 hour limit)	\$50.00	\$50.00
Off-Road Vehicle Parking Fee at Training and Transition Airport	Per Vehicle, Per Fiscal Year or fraction thereof	\$50.00	\$50.00
Fuel flowage fee at the General Aviation Airports	Per Gallon	\$0.08	\$0.08
Usage of Training and Transition Airport	Per Approach	\$28.00	\$28.00
AOA (Aircraft Operating Area) Decal for General Aviation Airport Commercial Vehicles and Equipment	Per Decal	\$10.00	\$10.00
AOA Decal for General Aviation Airport Privately Owned Vehicles and Equipment	Per Decal	\$5.00	\$5.00
AOA Decal Replacement Fee for General Aviation Airport Vehicles and Equipment	Per Decal	\$10.00	\$10.00
AOA Decal Late Application Fee	Per Decal	\$10.00	\$10.00
LAND RENTAL - Opa Locka Executive Airport (OPF)			
Aeronautical Land	(Rent/Sq. Ft./Year)	\$0.26	\$0.26 <u>0.28</u>
Runway 9L Clearance (appraise individually case-by-case as necessary)	(Rent/Sq. Ft./Year)		
Non-Aviation Land: (to be based on individual appraisals on a case-by-case basis as necessary)	(Rent/Sq. Ft./Year)		
PAVEMENT RENTAL			

Rate Description	Rate Application	FY 2018-19	FY 2019-20
Pavement	(Rent/Sq. Ft./Year)	\$0.05	\$0.05
NON-AVIATION LAND (Lease No. and Tenant)			
Lease No. O-216 - Miami-Dade Dept. of Corrections	(Rent/Sq. Ft./Year)	\$1.10	\$1.10 <u>\$1.20</u>
Lease No. O-1519 - Miami-Dade Water & Sewer Dept.	(Rent/Sq. Ft./Year)	\$0.90	\$0.90 <u>\$0.95</u>
Lease No. O-8088 - Schaecter – clear zone (see note 2)	(Rent/Sq. Ft./Year)	\$0.534	\$0.534 <u>\$0.550</u>
Lease No. O-7889 - Miami Lakes Office Condo - clearzone	(Rent/Sq. Ft./Year)	\$0.60	\$0.60 <u>\$0.65</u>
BUILDING RENTAL (see note 1)			
Building 40E (3)	(Rent/Sq. Ft./Year)	\$8.30	\$8.30 <u>\$8.55</u>
Building 40C (2)	(Rent/Sq. Ft./Year)	\$7.95	\$7.95 <u>\$8.15</u>
Building 40W (1)	(Rent/Sq. Ft./Year)	\$8.10	\$8.10 <u>\$8.30</u>
Building 41E (3)	(Rent/Sq. Ft./Year)	\$7.95	\$7.95 <u>\$8.15</u>
Building 41C (2)	(Rent/Sq. Ft./Year)	\$7.95	\$7.95 <u>\$8.15</u>
Building 41W (1)	(Rent/Sq. Ft./Year)	\$7.95	\$7.95 <u>\$8.15</u>
Building 45	(Rent/Sq. Ft./Year)	\$6.90	\$6.90 <u>\$7.20</u>
Building 46	(Rent/Sq. Ft./Year)	\$13.15	\$13.15 <u>\$13.50</u>
Building 47	(Rent/Sq. Ft./Year)	\$7.10	\$7.10 <u>\$7.30</u>
Building 107 Office	(Rent/Sq. Ft./Year)	\$19.00	\$19.00
Building 107 Dorm	(Rent/Sq. Ft./Year)	\$20.00	\$20.00
Note 1: Annual rent/SF excluding land or pavement			
Note 2: Rent subject to annual 3% increase			
LAND RENTAL - Miami Executive Airport (TMB)			
Aeronautical Land	(Rent/Sq. Ft./Year)	\$0.23	\$0.23 <u>\$0.24</u>
Non-Aviation Land: (to be based on individual appraisals on a case-by-case basis as necessary)	(Rent/Sq. Ft./Year)		
PAVEMENT RENTAL			
Pavement	(Rent/Sq. Ft./Year)	\$0.05	\$0.05
FARM LAND			
Farm Land – minimum bid	(Rent/Acre/Year)	\$500.00	\$500.00
BUILDING RENTAL (Aviation Tenants)			
Building 102	(Rent/Sq. Ft./Year)	\$3.35	\$3.35
Building 109	(Rent/Sq. Ft./Year)	\$3.60	\$3.60
Building 109A	(Rent/Sq. Ft./Year)	\$3.35	\$3.35
Building 109B	(Rent/Sq. Ft./Year)	\$3.35	\$3.35
Building 114	(Rent/Sq. Ft./Year)	\$3.30	\$3.30
Building 121	(Rent/Sq. Ft./Year)	\$5.60	\$5.60 <u>\$5.80</u>
Building 123	(Rent/Sq. Ft./Year)	\$5.55	\$5.55 <u>\$5.75</u>
Building 221	(Rent/Sq. Ft./Year)	\$3.65	\$3.65
Building 222	(Rent/Sq. Ft./Year)	\$2.30	\$2.30 <u>\$2.55</u>
Building 247	(Rent/Sq. Ft./Year)	\$6.10	\$6.10 <u>\$6.30</u>
Building 504	(Rent/Sq. Ft./Year)	\$4.95	\$4.95
Building 225	(Rent/Sq. Ft./Year)	\$3.40	\$3.40
Building 226	(Rent/Sq. Ft./Year)	\$1.25	\$1.25 <u>\$1.30</u>
Building 227	(Rent/Sq. Ft./Year)	\$3.75	\$3.75
Building 228	(Rent/Sq. Ft./Year)	\$6.45	\$6.45 <u>\$6.70</u>
Building 229	(Rent/Sq. Ft./Year)	\$6.20	\$6.20 <u>\$6.40</u>

Rate Description	Rate Application	FY 2018-19	FY 2019-20
Building 501	(Rent/Sq. Ft./Year)	\$8.10	\$8.10 <u>\$8.30</u>
Building 507	(Rent/Sq. Ft./Year)	\$16.50	\$16.50
LAND RENTAL - Homestead General (X51)			
Aeronautical Land	(Rent/Sq. Ft./Year)	\$0.07	\$0.07 <u>\$0.08</u>
PAVEMENT RENTAL			
Pavement	(Rent/Sq. Ft./Year)	\$0.05	\$0.05
FARM LAND			
Farm Land – minimum bid	(Rent/Acre/Year)	\$450.00	\$450.00
BUILDING RENTAL - AVIATION TENANTS			
Building 2	(Rent/Sq. Ft./Year)	\$3.85	\$3.85
Building 3	(Rent/Sq. Ft./Year)	\$2.65	\$2.65 <u>\$2.80</u>
Building 5	(Rent/Sq. Ft./Year)	\$3.55	\$3.55 <u>\$3.65</u>
Building 10	(Rent/Sq. Ft./Year)	\$3.85	\$3.85
Building 14	(Rent/Sq. Ft./Year)	\$2.65	\$2.65 <u>\$2.80</u>
TELECOMMUNICATIONS			
WIRELESS SERVICE PROVIDERS			
Cellular Telephone Cell Site	Per Cell Site	\$250,000.00	\$250,000.00
CABLE TELEVISION (CATV) RECOVERY FEE			
Private Offices and Break-Rooms	Per Month, Per Location	\$60.00	\$60.00
Bars, Restaurants and Clubs	Per Month, Per Location	\$215.00	\$215.00
COAXIAL CABLE RECOVERY FEE			
Recovery Fee	Per Month	\$35.00	\$35.00
Installation	Per Location	\$150.00	\$150.00
Additional work (plus material at cost)	Per Hour plus 25%	\$75.00	\$75.00
Equipment rental	Per Month, Per Television	\$20.00	\$20.00
Unauthorized Service	Per Location, Per Month + Monthly Fee)	\$1,000.00	\$1,000.00
Wireless Data Port with Internet Access Fee	Per Device, Per Month	\$47.50	\$47.50
Wireless Network Access Fee for Multiple Users and Proprietary Tenants	Per Month	\$600.00	\$600.00
OFFSITE FIDS RATE (Flight Information Display)			
Network Port Cost	Monthly, Per PC Connection	\$60.00	\$60.00
EQUIPMENT RENTAL COSTS			
42" LCD Display	Monthly	\$50.60	\$50.60
Monitor mounting and security locks	Monthly	\$4.22	\$4.22
PC for Web FIDS	Monthly	\$13.49	\$13.49
Video Extender to drive monitor from PC	Monthly	\$3.37	\$3.37
Dual Video Output Card	Monthly	\$7.00	\$7.00
TELECOMMUNICATIONS FEES (Voice and Data Network)			
Switch Access	Monthly Unit Rental / Installation	\$15.00 / \$66.65	\$15.00 / \$66.65
Network Access - Public (Single Access)	Monthly Unit Rental / Installation	\$22.50 / \$66.65	\$22.50 / \$66.65
Network Access - Public (Network Access)	Monthly Unit Rental / Installation	\$61.25 / \$66.65	\$61.25 / \$66.65
M3902 Basic Rel. 3 Digital Phone- 1 Line	Monthly Unit Rental / Installation	\$7.45 / \$133.30	\$7.45 / \$133.30
M3903 Enhanced Rel. 3 Digital Phone -3 Line	Monthly Unit Rental / Installation	\$17.65 / \$133.30	\$17.65 / \$133.30
M3904 Enhanced Rel. 3 Digital Phone -5 Line	Monthly Unit Rental / Installation	\$22.43 / \$133.30	\$22.43 / \$133.30

Rate Description**Rate Application****FY 2018-19****FY 2019-20**

M3904 Add On Module	Monthly Unit Rental / Installation	\$7.48 / \$66.65	\$7.48 / \$66.65
M39305 Call Center Telephone Rel 3	Monthly Unit Rental / Installation	\$24.21 / \$133.30	\$24.21 / \$133.30
Analog Set	Monthly Unit Rental / Installation	\$4.21 / \$133.30	\$4.21 / \$133.30
Companion Wireless Telephone	Monthly Unit Rental / Installation	\$19.43 / \$133.30	\$19.43 / \$133.30
Conference Phone	Monthly Unit Rental / Installation	\$34.66 / \$133.30	\$34.66 / \$133.30
Loud Bell	Monthly Unit Rental / Installation	\$7.90 / Per Quote	\$7.90 / Per Quote
Handsfree Headset	Monthly Unit Rental / Installation	\$13.36 / \$133.30	\$13.36 / \$133.30
Voice Mail Box	Monthly Unit Rental / Installation	\$6.25 / \$33.33	\$6.25 / \$33.33
Authorization Code	Monthly Unit Rental / Installation	\$1.25 / \$33.33	\$1.25 / \$33.33
Voice Cable (Fax, Modem, or Clock Programming	Monthly Unit Rental / Installation	\$3.28 / \$66.65	\$3.28 / \$66.65
Level 5 Data Cable	Monthly Unit Rental / Installation	\$3.28 / Per Quote	\$3.28 / Per Quote
Ethernet Port	Monthly Unit Rental / Installation	\$75.00 / \$133.30	\$75.00 / \$133.30
Internet Access 6MB-1 Public Static IP Address	Monthly Unit Rental / Installation	\$106.25 / \$133.30	\$106.25 / \$133.30
Internet Access -12MB -Public Static IP Address	Monthly Unit Rental / Installation	\$212.50 / \$266.60	\$212.50 / \$266.60
Additional Static IP Address	Monthly Unit Rental / Installation	\$12.50 / \$66.65	\$12.50 / \$66.65
Wireless Data Ports with Internet Access	Monthly Unit Rental / Installation	\$47.50 / N/A	\$47.50 / N/A
Engineering and Configuring of Wi-Fi Ports	Monthly Unit Rental / Installation	N/A / \$533.20	N/A / \$533.20
Wireless Network Access for Multiple Users	Monthly Unit Rental / Installation	\$600.00 / \$1,066.40	\$600.00 / \$1,066.40
One Strand foot of Fiber (MM or SM)	Monthly Unit Rental / Installation	\$0.019 / Per Quote	\$0.019 / Per Quote
SC Connector in Fiber Patch Panel	Monthly Unit Rental / Installation	\$4.20 / \$33.33	\$4.20 / \$33.33
Fiber Termination	Monthly Unit Rental / Installation	N/A / \$133.30	N/A / \$133.30
Copper Cable per pair foot	Monthly Unit Rental / Installation	\$0.006 / Per Quote	\$0.006 / Per Quote
Black filled Copper Cables per pair foot	Monthly Unit Rental / Installation	\$0.006 / Per Quote	\$0.006 / Per Quote
25 pair Copper Cable per pair foot	Monthly Unit Rental / Installation	\$0.038 / Per Quote	\$0.038 / Per Quote

OPPORTUNITY FEE (see below for exclusions)*

Third-Party Vendors providing services to tenants at Miami International Airport (subject to upward or downward adjustments to the extent authorized in Resolution No. ~~R-101-01~~ R-442-02, and not applicable to vendors who provide goods to concessionaires for resale to the public)

Percentage of Gross Revenues

7% - ~~25%~~7% - ~~25%~~

Third-Party Vendors making sales to the public at Miami International Airport (subject to upward or downward adjustments to the extent authorized in Resolution No. R-442-02)

Percentage of Gross Revenues16% - 25%16% - 25%

Aircraft Maintenance Repair Overhaul (MRO) at Miami International Airport

Percentage of Gross Revenues

3%

3%

Vending machine operators for machines at Miami International Airport

Percentage of Gross Revenues

30%

30%

* The opportunity fees listed in this section do not apply to third-party vendors providing goods and services at the County's General Aviation Airports. However, all other fees listed in the other sections of this Summary of Rates, Fees and Charges, including but not limited to fuel flowage fees, do apply at the County's General Aviation Airports.

The opportunity fees listed in this section also do not apply to goods or services being provided to a local, state, or federal governmental agency conducting operations at any of the County's Airports.

MISCELLANEOUS AIR CARRIER FEES

Rate Description	Rate Application	FY 2018-19	FY 2019-20
Disruptive Passenger Fee		Actual costs incurred by the Department	Actual costs incurred by the Department
GSE (Ground Service Equipment) Impoundment Fee first 15 days	Per Day	\$10.00	\$10.00
GSE (Ground Service Equipment) Impoundment Fee 16-30 days	Per Day	\$20.00	\$20.00
GSE (Ground Service Equipment) Impoundment Fee 31+ days	Per Day	\$40.00	\$40.00
Aircraft Handling Chock Fee at the General Aviation Center or Remote Locations	Per Aircraft	\$100.00	\$100.00
EMPLOYEE (MDAD TENANT) ID BADGE FEES			
Employee Identification Badge Fee	Issuance or Renewal	\$20.00	\$20.00
Lost or Unaccounted Employee ID Badge Fee	1 st Replacement	\$75.00	\$75.00
Lost or Unaccounted Employee ID Badge Fee	2 nd Replacement	\$100.00	\$100.00
Failure to NOTIFY and RETURN Terminated Employee ID Badge Fee	Per Badge	\$100.00	\$100.00
TSA 5% Rule Violation Fee	Per Badge	\$125.00	\$125.00
Fingerprinting Fee	Per Person	\$38.00	\$38.00
Airside Vehicle, Training and Decal/Permit Replacement			
Aircraft Operating Area (AOA) Decal	Per Vehicle	\$20.00	\$20.00
AOA Decals (<u>Late Renewal</u> , Lost or Unaccounted) 1st replacement	Per Vehicle	\$75.00	\$75.00
AOA Decals (Lost or Unaccounted) 2nd replacement	Per Vehicle	\$100.00	\$100.00
AOA Driver Training	Per Person	\$15.00	\$15.00
AOA Movement Area Training	Per Person	\$15.00	\$15.00
Loading Bridge Training	Per Person	\$15.00	\$15.00
AOA Permit Replacement Fee (Driver, Movement, Loading Bridge)	Per Permit	\$15.00	\$15.00
AOA Decals Late Application Fee	Per Decal	\$10.00	\$10.00
INTO-PLANE FUELING			
Non-commercial Aircraft Fueling	Per Gallon	\$0.08	\$0.08
Commercial Service Fueling into Commercial Aircraft	Opportunity Fee and Gallonage Fee Not Applicable to Service	N/A	N/A
AIRLINE VIP CLUBS			
Opportunity Fee	Percentage of VIP Club Fee Received <u>Per Non-Member Visitor</u>	35%	35% (<u>capped at \$8.40 per visitor</u>)
Concession Fee - Liquor	Gross Liquor Sales	18%	18%
Concession Fee - Other	Gross Amenities	10%	10%
LETTER OF DETERMINATION (LOD), TECHNICAL REVIEWS AND WRITTEN COMMENTS			
Airspace Evaluations	Per Evaluation	\$1,000.00	\$1,000.00
Preliminary LOD Fee (Airspace & Land Use (Height) Restrictions)	Per <u>Project Building Structure</u>	\$1,700.00	\$1,700.00
Final LOD Fee (Airspace & Land Use (Height) Restrictions)	Per <u>Project Building Structure</u>	\$1,700.00	\$1,700.00
Letter of Determination Fee (Land Use Zoning Analysis)	Per Analysis	\$700.00	\$700.00
MDAD Technical Reviews and Written Comments			
Cell towers and other structures under 200 feet above mean sea level		\$360.00	\$360.00
Request for written comments		\$360.00	\$360.00
Request for written comments (revised plans)		\$90.00	\$90.00
Development Impact Committee or Equivalent Large-Scale Zoning Hearing Application		\$360.00	\$360.00
Permissible Crane (or Equipment) Height Determination		\$360.00	\$360.00
Permissible Crane (or Equipment) Height Determination Extension Fee		\$90.00	\$90.00

Rate Description	Rate Application	FY 2018-19	FY 2019-20
Permissible Crane (or Equipment) Height Determination Additional Coordinates (per set)		\$45.00	\$45.00
Request for New Letter of Determination Due to Expiration		\$360.00	\$360.00
PASSENGER FACILITY CHARGE (PFC)	Per Enplaned Passenger	\$4.50	\$4.50
OTHER FEES			
Auditorium Use Fee (Miami International Airport)	Per Use, Per Day	\$700.00	\$700.00 \$750.00
Room #1	Per Use, Per Day	\$200.00	\$200.00 \$250.00
Room #2	Per Use, Per Day	\$250.00	\$250.00
Room #3	Per Use, Per Day	\$250.00	\$250.00
Room #1 (4 hour blocks)	Per Use	\$100.00	\$100.00
Room #2 (4 hour blocks)	Per Use	\$125.00	\$125.00
Room #3 (4 hour blocks)	Per Use	\$125.00	\$125.00
Consular Lounge Annual Membership Fee	Per Use	\$500.00	\$500.00
Consular Lounge Rental Fee for Non-Member Organizations (1 – 4 hours)	Per Use	\$500.00	\$500.00
Consular Lounge Rental Fee for Non-Member Organizations (8 hours)	Per Use	\$900.00	\$900.00
Interfaith Chapel Fee	Per Scheduled or Secular Service	\$100.00	\$100.00
Digital Media Sales Fee – Fixed	Variable rate depending on unit and other factors	\$50.00 to \$30,000.00	\$50.00 to \$30,000.00
Digital Media Sales Fee – Per 1,000 Impressions	Per 1,000 impressions	\$5.00 to \$50.00	\$5.00 to \$50.00
Electric Cart Registration Fee	Per Cart, Per Year	\$25.00	\$25.00
Electric Cart Lost Registration Fee	Per Cart	\$75.00	\$75.00
Electric Cart Late Registration Fee	Per Cart	\$10.00	\$10.00
<u>VENDOR PERMIT APPLICATION FEES</u>			
<u>Permit Application Fee for providers of goods and services to airlines and airport tenants at Miami International Airport</u>	<u>Per Application (Non-Refundable)</u>	<u>\$1,000.00</u>	<u>\$1,000.00</u>
<u>Permit Application Fee for providers of goods and services to airlines and airport tenants at the County's General Aviation Airports</u>	<u>Per Application (Non-Refundable)</u>	<u>\$1,000.00</u>	<u>\$500.00</u>
PENALTY FEES FOR TENANTS AND USERS			
Penalty Fee for Tenants, Subtenants and Other Users Employing Unpermitted Service Vendors:			
First occurrence (if cured within 60 days of MDAD notice to the tenant or user)	Per Unpermitted Vendor	\$500.00	\$500.00
Incremental assessments for failure to cure after the 60 day notice to tenant or user	Each 30-day period after cure date	\$500.00	\$500.00
Permit Penalty Fee for Non-Compliance <u>Fee for violating terms of Permit or for any other violations not specifically listed herein</u>	Per Permit, First 30-day period	\$50.00	\$50.00
Permit Penalty Fee for Non-Compliance <u>Fee for continuously violating terms of Permit or for any other violations not specifically listed herein</u>	Per Permit, Each subsequent 30-day period after first 30-day period	\$100.00	\$100.00
Fee for Tenant's Failure to Disclose its Vendors, Sub-tenants, Assignees, Contractors or Sub-contractors <u>(subject to a \$500.00 annual cap at the County's General Aviation Airports and a \$1,500.00 annual cap at Miami International Airport)</u>	Per each day the failure occurs and continues	\$100.00	\$100.00
Fee for Permittee's failure to Disclose its Customers	Per each day the failure occurs and continues	\$50.00	\$50.00

Rate Description	Rate Application	FY 2018-19	FY 2019-20
Late Revenue Reporting Fee (Daily)	Per Day	\$50.00	\$50.00
Late Revenue Reporting Fee (Monthly Maximum)	Maximum per day violation for each monthly period the late reporting occurs	\$750.00	\$750.00
Interest Charged on any Under-reported or Non-reported Revenue	Per month for each month in which the under-reported or non-reported revenue occurs, regardless of the number of days in the month it occurs	1.5%	1.5%
ATM Transaction Fee—Banking and ATM Concessionaire	Per Transaction, increases annually by agreement, maximum \$2.50	\$0.11	\$0.11
ATM Transaction Fee—ATM Services Concessionaire	Per Transaction, increases annually by agreement, maximum \$2.50	\$0.50	\$0.50
Wheelchair Lift Fee	Per Use	\$15.00	\$15.00
Security Violation Fee - 1st Offense		\$100.00	\$100.00
Security Violation Fee - 2nd Offense		\$250.00	\$250.00
Security Violation Fee - 3rd Offense		\$500.00	\$500.00
Permit Application Fee for providers of goods and services to airlines and airport tenants	Per Application (Non-Refundable)		\$1,000.00
Permit Extension Fee for providers of goods and services to airlines and airport tenants	Per Extension		\$500.00
Aircraft Demolition Fee, per month for months 1 through 3	Per Aircraft, Per Month for Months 1 through 3	\$2,000.00	\$2,000.00
Aircraft Demolition Fee, per month for month 4 and greater	Per Aircraft, Per Month for Month 4 and greater	\$4,000.00	\$4,000.00
Baggage or Property Impound Fee			
For 1 through 15 days	Per Day, Per Piece	\$5.00	\$5.00
For 16 through 30 days	Per Day, Per Piece	\$10.00	\$10.00
For 31+ days	Per Day, Per Piece	\$20.00	\$20.00
Background Check Fee	Per Background Check	\$168.00 + 15%	\$168.00 + 15%
Average Electrical Consumption per kilowatt hour (kWh) Charge	<u>Per Kilowatt Hour Consumed</u>	\$0.1065	\$0.1065
Airside Enforcement Processing Fee	Per Civil Violation	\$100.00	\$100.00
ANIMAL INSPECTION FACILITY USER FEES			
Small Ruminants (Sheep, goats, pigs, swine)	Flat Fee Per Air Waybill	\$25.00	\$25.00
Small Animals (Dogs, cats, & other pet types)	Flat Fee Per Air Waybill	\$15.00	\$15.00
Livestock (Equine, cattle, calves, ovine, caprine, porcine, Ostrich, etc.)	Per Head	\$45.00	\$45.00
Alpaca	Per Head	\$25.00	\$25.00
Poultry (Birds, baby chicks, turkey, etc.)	Flat Fee Per Air Waybill	\$25.00	\$25.00
Other	Flat Fee Per Air Waybill	\$25.00	\$25.00
Remittance Fee Retained by Freight Handler on behalf of MDAD	Percentage of Inspection Fee	5%	5%
VIOLATION FEES FOR AIRPORT CONCESSIONAIRES AND TENANTS			
Violation of permitted use of a location	Per Day, Per Location	\$100.00	\$100.00
Failure to maintain required hours of operation	Per Day, Per Location	\$50.00	\$50.00
Failure to submit required documentation and reports	Per Day, Per Report	\$50.00	\$50.00
Failure to submit required documentation and reports	Per Month Maximum	\$750.00	\$750.00
Failure to comply with request for mandatory response	Per Day	\$100.00	\$100.00

Rate Description	Rate Application	FY 2018-19	FY 2019-20
Unauthorized advertising	Per Day, Per Location	\$50.00	\$50.00
Failure to maintain premises in a clean state	Per Day, Per Location	\$50.00	\$50.00
Failure to maintain pricing at a level required by agreement, or to conduct surveys as required	Per Day, Per Location	\$50.00	\$50.00
Installation of unapproved items in locations	Per Day, Per Location	\$50.00	\$50.00
Violation of other terms and conditions under a lease, license, permit, or other document: at MDAD's option, (i) a \$75.00 per day rate, (ii) the penalty, rate, or fee provided in the contractual document for the violation, (iii) recovery of the damages to MDAD resulting from the violation, or (iv) termination of the lease or document.	Per Day, Per Location	\$75.00	\$75.00

Waronker & Rosen, Inc.

Real Estate Appraisers and Consultants

2260 NW 66th Avenue, Suite 215

Miami, FL 33122

Telephone (305) 665-8890

Fax (305) 665-5188

Lee H. Waronker, MAI, SRA

lee@waronkerandrosen.com

www.waronkerandrosen.com

Josh L. Rosen, MAI

josh@waronkerandrosen.com

May 29, 2019

Mr. Lester Sola, Director and CEO
 Miami-Dade Aviation Department
 P.O. Box 592075
 Miami, Florida 33159

Re: Miami-Dade Aviation Department
 P.O. Box 592075
 Miami, Florida 33159

Dear Mr. Sola;

Pursuant to Resolution No. R-34-03, we are submitting a summary of our conclusions for:

- 1) Land Rental Rates
- 2) Paving Rates
- 3) Building Rental Rates

Waronker & Rosen, Inc is the contracted appraisal firm for the Miami-Dade County Aviation Department responsible for preparing rental rates at Miami International For the preparation of annual reports, the following steps are taken:

- Inspected non-terminal buildings at Miami International Airport.
- Gathered and analyzed land sales in areas surrounding Miami International Airport and derived appropriate rates of return on land value from various sources.
- Inspected non-terminal properties at major hub airports in the United States and interviewed property managers regarding land rental rates and non-terminal building rates at these airports.
- Interviewed appraisers that estimate land and building rates for other international airports.
- Met with MDAD property managers to understand the current supply and demand at MIA.

Mr. Lester Sola, Director
 Miami-Dade Aviation Department
 May 29, 2019

- Gathered and analyzed office building rental rates in the areas surrounding Miami International Airport. The findings indicate there is a direct relationship between office building rental rates at Miami International Airport and rental rates within nearby off-airport office buildings and there is no premium for office tenants being on the airport.
- Gathered and analyzed warehouse rental rates in the Airport West market area, just west of Miami International Airport as well as surrounding industrial markets. Results indicated there is a relationship between off-airport warehouse rental rates and cargo/warehouse rental rates on-airport. The security, minimum truck transportation and/or the ability to bring an aircraft to a cargo building are benefits of being on-airport. Therefore, on-airport cargo/warehouse buildings command a rental premium. This relationship between on-airport cargo rates and off-airport warehouse rates has been examined at other airports.

The market rental rates are based on the data, analyses and conclusions within a report that is available for review in our office. Market rent is defined as the rental income that a property would most probably command in the open market indicated by the current rents paid for comparable space as of the date of the appraisal.

Land Rental Rates

Land rental rates have been estimated for seven (7) zones as detailed on Page 5. Land sales and land rents from properties surrounding Miami International Airport and land rental rates at comparable airports were researched. The following items were considered in concluding to the estimated market land rates;

- 1) Subject land will be limited to airport and aviation purposes
- 2) No assignment of leasehold without approval of Miami-Dade County
- 3) No subordination permitted on said leasehold
- 4) The General Use Master Plan

After investigation and analysis of the data and consideration to applicable limitations which apply to the area leased within the confines of Miami International Airport, it is our opinion that the market rent of the land, as of October 1, 2019, is as reported on the sheet captioned "*Land Rental Rates*" (page 5).

The real estate market, specifically the Airport West industrial market, has experienced rent and price levels for land continuing to increasing over the past four years. Comparison of rates from competitive airports and consideration to the activity and increased prices in the local real estate market, were cause for an increase in the Zone 1 land rents for the October 1, 2019 to September 30, 2020 period. The increase is from \$1.95 to \$2.05 per square foot representing a 5% +/- increase.

Mr. Lester Sola, Director
Miami-Dade Aviation Department
May 29, 2019

Building Rental Rates

In estimating the building rental rates cargo/warehouse and office rentals in the area were reviewed, building rental rates at comparable airports were reviewed and developers/investors of airport cargo buildings were interviewed. Comparable rental information is contained within the appraisal report which is retained in the appraisers' office.

In addition to the comparable building rental information, also considered was the following:

- 1) Use, occupancy and utility of subject improvements
- 2) Condition and building life expectancy of said improvements
- 3) Demand for such facilities at the airport
- 4) Replacement cost estimate less depreciation
- 5) No assignment of leasehold without approval of the County
- 6) No subordination permitted on said leasehold

Historically when tenants at MIA consider the building rental rates they are paying as too high; they mostly attribute their position to deferred maintenance items that have been brought to the attention of MIA. It is typical for a landlord to perform maintenance such as touch up painting, repair of stress cracks, removal of plant growth in stress cracks or expansion joints, replace/repair signage not specific to one tenant, repair leaks and various other items that are not the responsibility of the tenant. Inspection of the buildings at MIA reveals many deferred maintenance items.

Repairs which have not been done can affect the longevity of the improvements which ultimately affects the ability to collect rent and the rent that can be charged. The rental rates estimated herein presume that the building spaces are in rentable condition and are compliant with life safety standards which are typical requirements of the landlord (MIA). Assumed is that the buildings have completed their 40-year recertification and meet the code requirements for Miami-Dade County.

Some buildings and building spaces at Miami International Airport are unoccupied and are not in rentable condition. If the tenant decides to expend the cost to bring the building or building space into a rentable condition, the tenant should receive a rent credit at least equal to the amortization of the tenant's expenditure over the term of the lease.

Throughout 2018 and into 2019 deferred maintenance items have been performed which includes painting, signage, replacing lighting with energy efficient LED lighting systems. Continuation of attending to deferred maintenance items has the potential of building rates being maintained or even increased.

Mr. Lester Sola, Director
Miami-Dade Aviation Department
May 29, 2019

Upon termination of a lease, while the tenant remains in possession of the space to repair the premises back to leasable condition, the tenant will be responsible for land rent and utilities until the space has been repaired and is returned to the possession of MIA.

Other requirements include parking per building type which is an item of concern for the tenants. It must be noted that common area parking is not typically quantified as a separate component of rent.

Recommended is establish an account known as a replacement allowance account. Private property, mostly corporate owners) set aside dollars annually to fund deferred maintenance and minor repair items. The amount set aside for replacements is often based on a percentage of the rent collected, or an amount per square foot of the building area. Recommended is MIA collect from the tenants and place at minimal \$0.15 per square foot of the total building square footage into a reserve for replacement account that is available to the Real Estate Management Division for maintenance and repair of deferred maintenance items. The ability of Real Estate Management to cure deferred maintenance items quicker and prepare vacant space quicker, will enhance the remaining life of the improvements, help to offset higher repair expenses in the future and assist in leasing vacant spacer quicker.

In the previous few years vacancy levels in the belly buildings increased and the rental rates were decreased due to the lack of demand. Since 2017 the occupancy levels in these buildings have increased due to greater demand and less supply. Further, MDAD plans to redevelop Building 702 from a belly building to airside decreases the supply of belly building space. Estimated was an increase in the rent for belly buildings due to increased demand and less supply level.

MDAD has plans to increase the amount of cargo freighter buildings with airside access. This decision is based on demand levels as seen at MIA, where these buildings are at full occupancy, and rates in competitive markets. As such, the rents for Buildings 706, 707, 708 and 716 were increased. These buildings, with airside access, continue to have the greatest demand levels at MIA.

The estimated market rents consider that the tenant is responsible for land rental, all utilities, and interior maintenance, except where noted by footnotes.

Respectfully submitted,



Lee H. Waronker, MAI, SRA
State Certified General Real Estate Appraiser
Certificate No. RZ162

Land Rental Rates

The following rental rates are to be effective October 1, 2019 and applied to all present and future leaseholds, when applicable. A map of land zone areas is attached.

Land Zone	2016-2017 Rates	2017-2018 Rates	2018-2019 Rates	Proposed 2019-2020 Rates
1 Airport	\$1.80 per sq.ft.	\$1.90 per sq.ft.	\$1.95 per sq.ft.	\$2.05
1a Airport – vacant land with aircraft access	N/A	N/A	N/A	N/A
2 Commercial sites at SEC of NW 36 th St & NW 72 nd Ave	\$2.25 per sq.ft.	\$2.25 per sq.ft.	\$2.50 per sq.ft.	\$2.75 per sq.ft.
3 N.W. 21 st St. and N.W. 39 th Avenue	\$2.85 per sq.ft.	\$2.85 per sq.ft.	\$3.00 per sq.ft.	\$3.15 per sq.ft.
4 Fuel Farm, NW 72 nd Avenue & eastern Perimeter Road	\$2.15 per sq.ft.	\$2.15 per sq.ft.	\$2.25 per sq.ft.	\$2.35 per sq.ft.
5 NW 16 th Street (non-buildable sites)	N/A	N/A	\$0.50 per sq.ft.	\$.50 per sq.ft.
6 Jai-Alai fronton land area & NW 36 th Street Frontage	\$2.25 per sq.ft.	\$2.25 per sq.ft.	\$2.25 per sq.ft.	\$2.35 per sq.ft.
7 Commercial Sites on NW 12 th St & North of NW 36 th St	\$1.80 per sq.ft.	\$1.80 per sq.ft.	\$2.00 per sq.ft.	\$2.10 per sq.ft.

NOTE: There is an additional charge of \$.10 per square foot where special services are provided, such as high intensity lighting, power cost, etc.

Paving Rates

Paving rates are charged in addition to land rental rates.

Type of Paving	Actual 2016-2017 Rates	Actual 2017-2018 Rates	Actual 2018-2019 Rates	Proposed 2019-2020 Rates
Standard (Vehicular) Landside	\$.40 per sq.ft.	\$.45 per sq.ft.	\$.45 per sq.ft.	\$.45 per sq.ft.
Standard (Vehicular) Airside	NA	N/A	N/A	\$.70 per sq.ft.
Heavy Duty (Aircraft) Airside	\$.85 per sq.ft.	\$.90 per sq.ft.	\$.90 per sq.ft.	\$.90 per sq.ft.

Building Rental Rates

Rental rates exclude land, water, sewer, electric, and common area janitorial, except where footnoted.

Building # Old Bldg. #	Building Description	2017-2018 Rates	2018-2019 Rates	Proposed 2019-2020 Rates
49	Offices (A/C) Shop (A/C)	\$6.00 \$6.00	\$6.00 \$6.00	\$6.00 \$6.00
700	Cargo - Belly Building (Non-A/C) Offices (A/C) 2nd Floor Offices (A/C) 1st Floor 3rd Floor Storage (storage only) ²	\$10.00 (11) \$11.50 (11) \$15.00 (11) \$10.00	\$10.15 (11) \$11.75 (11) \$15.00 (11) \$10.00	\$10.25 (11) \$11.75 (11) \$15.00 (11) \$10.00
701	Cargo - Belly Building (Non-A/C) Offices (A/C) 2nd Floor Offices (A/C) 1st Floor 3rd Floor Storage (storage only) ²	\$10.00 (11) \$11.50 (11) \$15.00 (11) \$10.00	\$10.15(11) \$11.75 (11) \$15.00 (11) \$10.00	\$10.25(11) \$11.75(11) \$15.00 (11) \$10.00
702	Cargo - Belly Building (Non-A/C) Offices (A/C) 2nd Floor Offices (A/C) 1st Floor 3rd Floor Storage (storage only) ²	\$10.00 (11) \$11.50 (11) \$15.00 (11) \$10.00	\$10/15 (11) \$11.75 (11) \$15.00 (11) \$10.00	\$10.25 (11) \$11.75 (11) \$15.00 (11) \$10.00
703 (2120)	Engine Test Cell Bldg.—Storage Test Cells (in compliance with 40-year recertification) • Reciprocating-Dynamometer Cells • Large Jet Engine Cells	\$5.25 (12) \$11,000 per month (8) (13) \$13,000 per month (8) (13)	\$5.25 (12) \$11,000 per month (8) (13) \$13,000 per month (8) (13)	\$5.25 (12) \$11,500 per month (8) (13) \$13,500 per month (8) (13)
703A	Test Cells	\$13,000 per month	\$13,000 per month	\$13,000 per month
704 (2121)	Warehouse (Non-A/C)/Cargo (Non-A/C) Offices (A/C)/Shop(A/C)/Storage(A/C)	\$5.75 (12) \$6.25 (12)	\$5.75 (12) \$6.25 (12)	\$5.75 (12) \$6.25 (12)
706	Cargo – Freighter Building (Non-A/C) Offices (A/C) 1 st Floor Offices (A/C) 3rd Floor Storage (storage only) ² Airsides Ramp Landside Ramp	\$16.50 (11) N/A \$15.00 \$10.00 N/A N/A	\$16.75 (11) N/A \$15.00 \$10.00 N/A N/A	\$17.00 (11) \$17.00 (11) \$15.25 \$10.00 Included in Cargo Rent
707	Cargo – Freighter Building (Non-A/C) Offices (A/C) 1 st Floor Offices (A/C) 3rd Floor Storage (storage only) ² Airsides Ramp Landside Ramp	\$16.50 (11) N/A \$15.00 \$10.00 N/A N/A	\$16.75 (11) N/A \$15.00 \$10.00 N/A N/A	\$17.00 (11) \$17.00 (11) \$15.25 \$10.00 Included in Cargo Rent
708	Cargo – Freighter Building (Non-A/C) Offices (A/C) 1 st Floor Offices (A/C) 3rd Floor Storage (storage only) ² Airsides Ramp Landside Ramp	\$16.50 (11) N/A \$15.00 \$10.00 N/A N/A	\$16.75 (11) N/A \$15.00 \$10.00 N/A N/A	\$17.00 (11) \$17.00 (11) \$15.25 \$10.00 Included in Cargo Rent

Building # Old Bldg. #	Building Description	2017-2018 Rates	2018-2019 Rates	Proposed 2019-2020 Rates
709	LanChile (Airis)	Tenant Constructed Cargo Freighter Building		
710	LanChile (Airis)	Tenant Constructed Cargo Freighter Building		
711	Arrow Cargo (Aeroterm)	Tenant Constructed Cargo Freighter Building		
712	Arrow Cargo (AMB Codina)	Tenant Constructed Cargo Freighter Building		
714	Cargo – Freighter Building (Non-A/C) Offices (A/C)	\$12.75 \$13.25	\$12.75 \$13.25	\$13.00 \$13.50
716A	Cargo – Freighter Building (Non-A/C) Offices (A/C) 2 nd Floor Offices (A/C) 1 st Floor Airside Ramp Landside Ramp	\$13.00 (11) (15) \$13.60 (11) (15) \$15.00 (11) N/A N/A	\$13.25(11) (15) \$13.60 (11) (15) \$15.00 (11) N/A N/A	\$13.50 (11) (15) \$13.60 (11) (15) \$15.00 (11) Included in Cargo Rent
716B-J	Cargo – Freighter Building (Non-A/C) Offices (A/C) 2 nd Floor Offices (A/C) 1 st Floor Airside Ramp Landside Ramp	\$12.00 (11) (15) \$12.60 (11) (15) \$15.00 (11) N/A N/A	\$12.25 (11) (15) \$12.60 (11) (15) \$15.00 (11) N/A N/A	\$12.50 (11) (15) \$12.60 (11) (15) \$15.00 (11) Included in Cargo Rent
719 (2122)	Governmental Service Bldg. - CCC	\$19.50 (3)	\$19.50 (3)	\$19.75 (3)
741 (2204)	Decompression chamber	\$52,000 per year	\$52,000 per year	\$52,000 per year
805	Cargo – Freighter Building (Non-A/C) Offices (A/C)	\$12.00 \$12.00	\$12.00 \$12.00	\$12.25 \$12.25
807	UPS (Cargo – Freighter Building)	Tenant Constructed Building		
812	PPQ Building	MDAD/ Tenant Constructed Building		
815	USDA Veterinary Services	MDAD/ Tenant Constructed Building		
820 (1011)	Warehouse (Non-A/C) Offices (A/C)	\$9.00 \$10.00	\$9.00 \$10.00	\$9.50 \$11.00
831	Office/Warehouse (FedEx)	Tenant Constructed Building		
836 (1054)	GSE Office/Shop (AC)	\$13.50	Demolished	Demolished
839	Hangar (Signature Flight Center) Offices (A/C)	\$12.00 \$16.00	\$12.00 \$16.00	\$12.00 \$16.00
840	Signature Flight Support (Terminal)	\$20.00	\$20.00	\$20.00
844 (101)	Hangar - Storage (Non-A/C) Offices (A/C) Storage (A/C)	\$9.25 (1) \$11.75 \$6.75	\$9.25 (1) \$11.75 \$6.75	\$9.25 (1) \$11.75 \$6.75

Building # Old Bldg. #	Building Description	2017-2018 Rates	2018-2019 Rates	Proposed 2019-2020 Rates
845 (100)	Offices (A/C) Warehouse (Non-A/C) Warehouse (A/C) Warehouse Office (A/C) Simulator (A/C) Atrium Space—1 st Floor (A/C) Atrium Space—Above 1 st Floor (A/C)	\$16.00 (3) \$10.60 (3) \$12.00 (3) \$12.00 (3) \$12.79 \$19.00 (3) \$19.00 (3)	\$16.00 (3) \$10.60 (3) \$12.00 (3) \$12.00 (3) \$12.79 \$19.00 (3) \$19.00 (3)	\$16.50 (3) \$10.75 (3) \$12.00 (3) \$12.15 (3) \$13.00 \$19.00 (3) \$19.00 (3)
850	AAR ACS (Maintenance Hangar)	Tenant constructed building		
855 (53)	Storage (A/C)	\$5.75	\$5.75	\$5.75
856 (52)	Storage (A/C)	\$5.50	\$5.50	\$5.50
857 (55)	Wash Rack & Drum Storage	\$6.00	\$6.00	\$6.00
861-862 (60)	Aircraft—Hangars (#6 and #7) Shops (A/C) Storage (A/C) Offices (A/C)	\$10.00 (1) (12) \$5.25 (12) \$5.25 (12) \$6.50 (12)	\$10.00 (1) (12) \$5.25 (12) \$5.25 (12) \$6.50 (12)	\$10.10 (1) (12) \$5.25 (12) \$5.25 (12) \$6.50 (12)
863 (60-A)	Engine Overhaul and Service Storage 2nd Floor Offices (A/C) 1 st Floor Offices (A/C)	\$5.50 \$4.00 (22) \$10.00 \$8.00	\$5.50 \$4.00 (22) \$10.00 \$8.00	\$5.50 \$4.00 (22) \$10.00 \$8.00
871 (48)	Hangar (Non-A/C) Office (A/C) Shop and storage	\$9.00 (1) \$5.50 \$4.25 (22)	\$9.00 (1) \$5.50 \$4.25 (22)	\$9.00 (1) \$5.50 \$4.25 (22)
875 (43)	Flight Academy Office (A/C) Pan Am Office (A/C) Individual tenants Simulator Bays (A/C)	\$10.50 (19) \$15.00 (3) \$9.00	\$10.50 (19) \$15.00 (3) \$9.00	\$10.50 (19) \$15.00 (3) \$9.00
881 (30)	Office Building (A/C) Simulators	Demolished	Demolished	Demolished
888 (35-35A)	Maintenance and Training (A/C) Office Space (A/C)	\$5.75	\$5.75	Demolished
890 (25)	Hangar (Non-A/C) Office Space (A/C) Storage (A/C) Shops (A/C)	Tenant Constructed Building		
891 (24)	First Floor: Maintenance-Shops (A/C) Second Floor: Shops (A/C) Third Floor: Shops (A/C) Fourth Floor: Storage (Non-A/C)	Tenant Constructed Building		

Building # Old Bldg. #	Building Description	2017-2018 Rates	2018-2019 Rates	Proposed 2019-2020 Rates
896 (22)	Hangar—Maintenance (Non-A/C) Office Space (A/C) 1 st Floor Office Space (A/C) 2 nd Floor Shops—Maintenance (A/C) Third Floor: Storage Composite Shop Paint Booth	\$10.00 (1) N/A \$7.75 \$5.75 \$3.00 \$10.00 \$10.00	\$10.00 (1) N/A \$7.75 \$5.75 \$3.00 \$10.00 \$10.00	\$10.10 (1) \$10.00 \$7.75 \$5.75 \$3.00 \$10.00 \$10.00
909	Flight Training Facility (Airbus)	Tenant Constructed Building		
916	Cargo Warehouse (Development)	Tenant Constructed Building		
919 (5A)	Office - Entire Building (A/C) Office - Per Floor or less (A/C) Office - Second Floor (Full Service) Storage Loading Dock	\$10.50 \$13.00 \$18.00 \$6.00 (22) \$1.75	\$10.50 \$13.00 \$18.00 \$6.00 (22) \$1.75	\$10.50 \$13.00 \$18.00 \$6.00 (22) \$1.75
2082	Warehouse (El Dorado) Offices (A/C)	\$2.50 \$2.50	\$2.50 \$2.50	\$2.50 \$2.50
3010	Cabstand Cafe (A/C)	\$30.00 (5)	\$30.00 (5)	\$30.00 (5)
3030	Offices	\$10.00 (12)	\$10.00 (12)	\$10.00 (12)
3030A	Offices (A/C)—Wing of 3030	\$8.50	\$8.50	\$8.50
3032	Cafeteria (Non-A/C) Cafeteria (A/C)	\$4.75 \$6.50	\$4.75 \$6.50	\$4.75 \$6.50
3033	Police Station (A/C)	\$10.00	\$10.00	\$10.00
3037	Maintenance-Garage (Non-A/C) Offices (A/C)	\$6.00 \$6.50	\$6.00 \$6.50	\$6.00 \$6.50
3038	Building Services— Maintenance/Office (A/C)	\$6.50	\$6.50	\$6.50
3040	Maintenance Shops (Non-A/C) and Offices (A/C)	\$6.60 (19)	\$6.60 (19)	\$6.60 (19)
3034	Triturator	\$36,000 (10)	Decommissioned	Decommissioned
3046	Offices (A/C) Shop	\$10.00 \$6.25 (22)	\$10.00 \$6.25 (22)	\$10.00 \$6.25 (22)
3047	Offices (A/C)	\$10.00	\$10.00	\$10.00
3048	Offices (A/C)	\$10.00	\$10.00	\$10.00
3049	Maintenance Garage (Non-A/C)	\$7.00	\$7.00	\$7.00
3050	Administration Building (Multiple Tenancy)	\$14.25	\$14.25	\$14.25
3074	In-flight Caterers: Kitchen Kitchen (A/C)	\$8.50 (22)	\$8.50 (22)	\$8.50 (22)
3077	Triturator	\$36,000/yr. (10)	\$22,000 yr. (23)	\$22,000 yr. (23)

Building #. (Old bldg. #)	Building Description	2017-2018 Rates	2018-2019 Rates	Proposed 2019-2020 Rates
3078	Fuel Building (A/C) Offices (A/C)	\$10.00 \$10.25	\$10.00 \$10.25	\$10.00 \$10.25
3089	Parking Garage	\$55.00/mo. (4)	\$60.00/mo. (4)	\$60.00/mo. (4)
3091	Maintenance/Offices (A/C)	\$7.75	\$7.75	\$7.75
3094	Parking Garage	\$55.00/mo. (4)	\$60.00/mo. (4)	\$60.00/mo. (4)
3095-A	Hangar Hangar Area (Non-A/C) – 1 st Floor Office – 1 st and 2 nd Floors Shops & Storage 1st and 2 nd Floors	\$11.75 \$9.00 (22) \$8.00 (22)	\$11.75 \$9.00 (22) \$8.00 (22)	\$12.00 \$9.00 (22) \$8.00 (22)
3095-B	Offices (as renovated): Offices—Entire Building (A/C) Offices—Per Floor (A/C) Offices—Penthouse (A/C)	\$11.00 \$17.00 (3) \$20.00 (3)	\$11.00 \$17.00 (3) \$20.00 (3)	\$11.00 \$17.00 (3) \$20.00 (3)
3100	Maintenance Garage (Non-A/C)	\$7.00	Demolished	Demolished
3101	Maintenance Garage—Storage (Non-A/C)	\$6.00	\$6.00	\$6.00
3110	Offices—Security	\$21.00	\$21.00	\$21.00
3150	Offices (A/C)	\$11.50	\$11.50	\$11.50
3151	Maintenance—Shop (Non-A/C) Offices (A/C)	\$6.00 \$11.00	\$6.00 \$11.00	\$6.00 \$11.00
3152	Service Station (Non-A/C)	\$5.75	\$5.75	\$5.75
3153	Car Wash Building	\$5.75	\$5.75	\$5.75
3241	RCC Office (A/C) RCC Storage (A/C)	\$26.00 (20) \$15.00 (20)	\$26.00 (20) \$15.00 (20)	\$26.00 (20) \$15.00 (20)
4001	Traffic Control Center	\$13.00	\$13.00	\$13.00
4002	Public Works Office	\$12.00	\$12.00	\$12.00
4003	Corrections Office (A/C)	\$7.50	\$7.50	\$7.50
4003A	Offices (A/C) Storage (Non-A/C)	\$7.00 \$6.00	\$7.00 \$6.00	\$7.00 \$6.00
4004	Sign Shop (Non-A/C)	\$6.00	\$6.00	\$6.00
MIC	Platform - Unfinished space (21)	\$30.00	\$30.00	\$30.00
1775 NW 70 th Avenue	Warehouse Office Entire Building	N/A N/A N/A	N/A N/A N/A	TBA TBA TBA

Additional Rental Rate Estimates

Loading Dock

Loading dock area has an additional rate of \$1.75 per square foot.

Utility Rates

The rental rates herein exclude utilities (water, sewer and electric), except as footnoted. Utilities shall be applied as a separate charge. These rates are not estimated by the appraiser and are supplied by MDAD.

Trailer Parking & Modular Units

Trailer parking has a rate of \$250.00 per space per month for single wide trailers, \$500 per space per month for double wide trailers and \$600 per space per month for a triple wide. Modular units are authorized for temporary use by tenants for office or storage purposes, preceding and/or during construction, and have the rates of \$250.00 per space per month for single wide trailers, \$500 per space per month for double wide trailers and \$650 per space per month for a triple wide.

Automobile Parking

Automobile parking (grade level & non-garage space) has a charge of \$55.00 per space per month. Limousines that occupy no more than a standard parking space/area will be charged \$55 per month. Larger limousines have a rate of \$100 per month. Tour buses and buses more than eight (8) feet wide and 18 feet long have a rate of \$200 per month.

Antennae Installations

Any antenna and its associated equipment for data collection, reception, or transmission related to (i) the monitoring of aircraft movements in the air or on the ground or (ii) any other aviation activity as determined by MDAD, shall pay a fee of \$2,500 annually per antenna, plus rental charges for the land or any facility on which or in which any antenna or associated equipment is installed, based on MDAD's sole determination of the dimensions of the land or facility allocable to such antenna or equipment. For all other antenna and associated equipment for non-aviation or specialty use, fees and rental charges in an amount not to exceed \$250,000.00 annually shall be separately imposed by MDAD as a condition of a lease, license, or permit applicable to the installation of the antenna or equipment.

Full Service

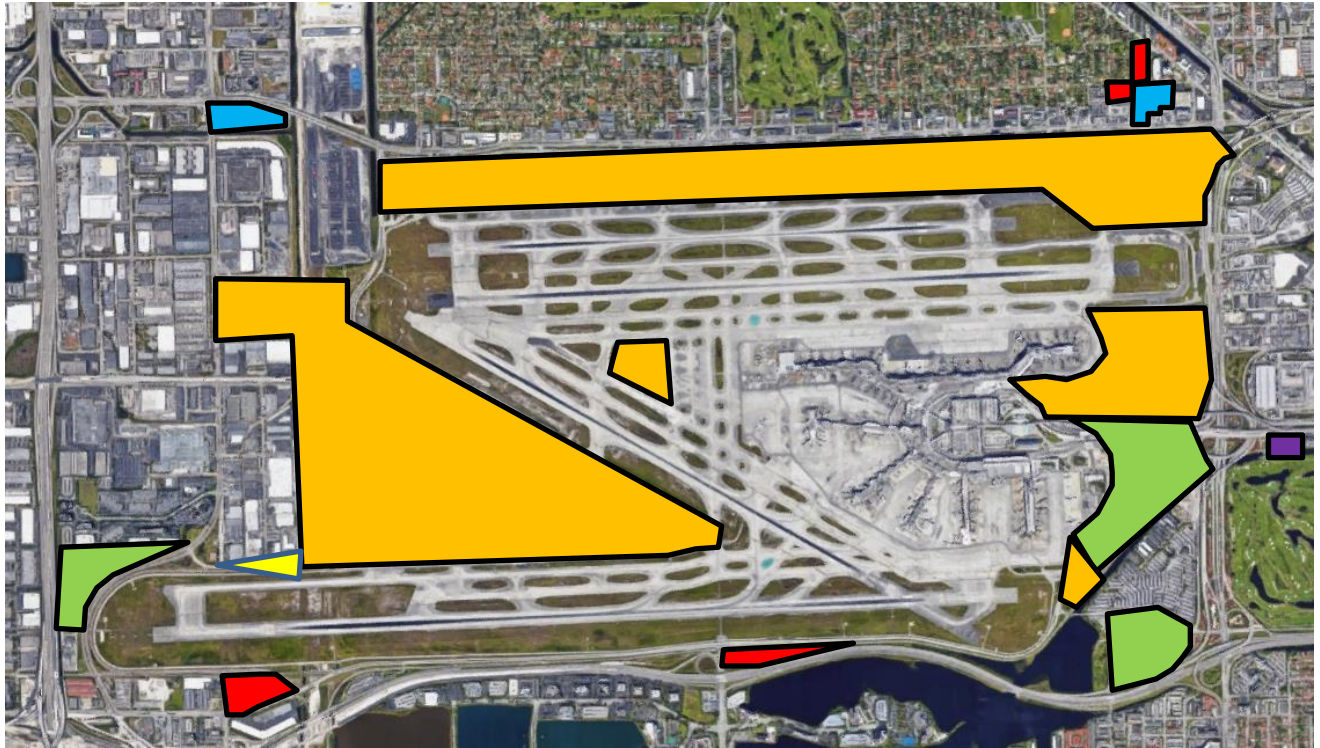
This includes land rent, janitorial and utilities.

Footnotes







Note: Footnotes 2, 6, 7, 9, 14, 16, 17, 18 and 21 have been retired.

1. Non-airline tenants shall pay the said per square foot rate or 3% of all gross revenues produced from providing aircraft maintenance services to others, whichever is greater.
Airline tenants shall pay 3% of all gross revenues produced from providing aircraft maintenance services to others in addition to the said per square foot rental rates.
3. Rent includes land, electricity, water, sewer and common area janitorial.
4. Rent per position per month.
5. Tenant pays minimum guarantee.
8. Rent includes land.
10. Rates based on approved actual audited construction costs.
11. Rent includes common area janitorial, excludes land.
12. Additional rent may be applicable to recover costs of 40-year recertification and costs of repairs to comply with life safety codes.
13. Rate includes amortization of 40-year recertification and costs of repairs to comply with life safety codes.
15. Appraised rate includes a charge of \$.10 per square foot as a trash removal fee.
19. Includes common area janitorial
20. Includes land rent and janitorial. Utilities are paid by rental car agencies in MIC.
22. If A/C space the tenant pays applicable electric and is responsible for A/C repair and replacement
23. In addition to the rent the tenant will pay an opportunity fee of 7.5% of the revenues collected. Tenant is responsible for all maintenance and repairs.

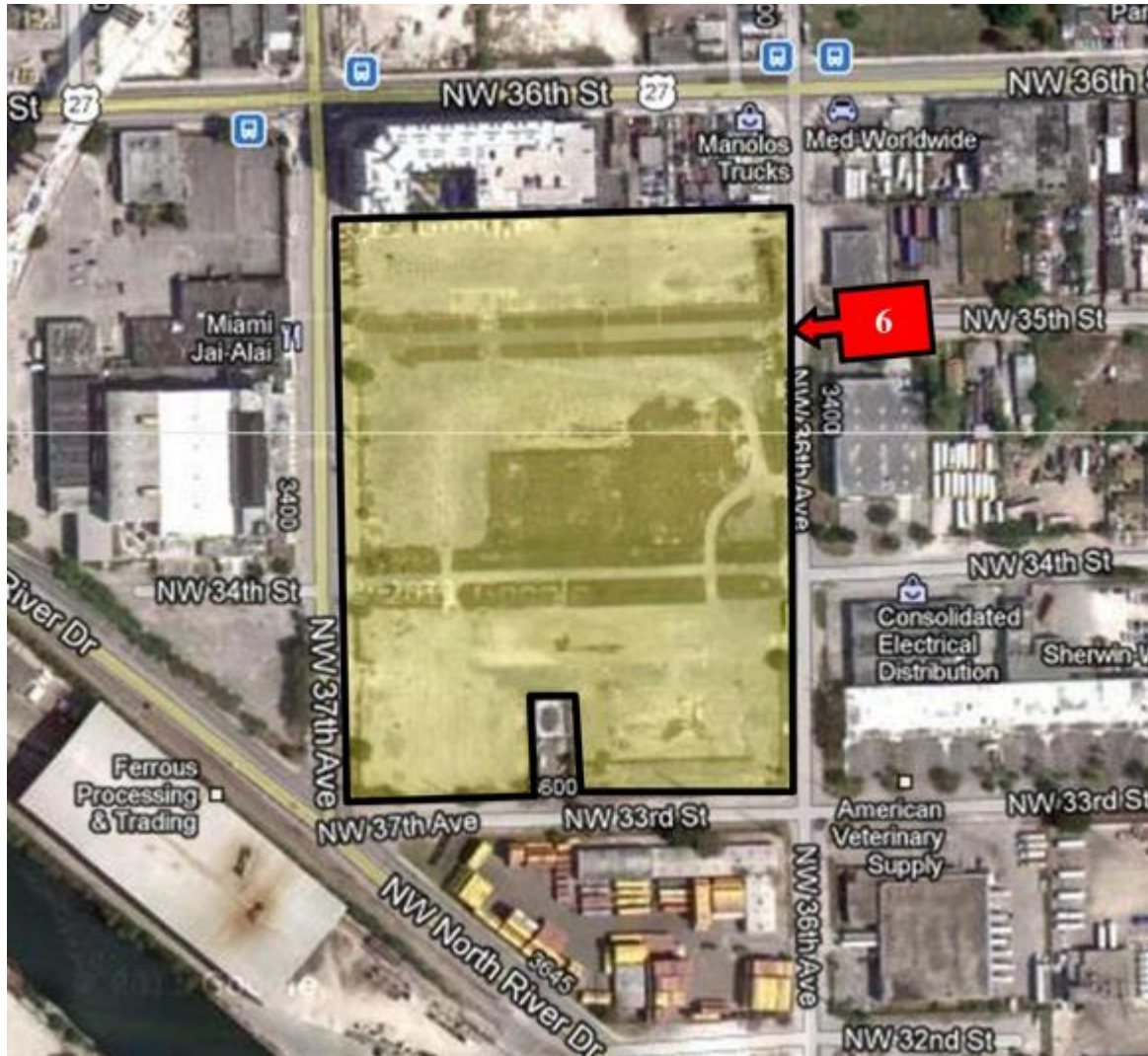
Land Zones 1, 2, 3, 4, 5 & 7



Legend

Land Zone 1	
Land Zone 2	
Land Zone 3	
Land Zone 4	
Land Zone 5	
Land Zone 7	

Land Zone 6



May 28, 2019

Mr. Robert Warren
Miami-Dade Aviation Department
P.O. Box 025504
Miami, Florida 33102

RE: Miami-Dade Aviation Department
Fiscal Year 2020 General Aviation Rental Rate and Charges Review

Dear Mr. Warren:

Slack, Johnston & Magenheimer, Inc. has been retained to provide appraisal services as part of our professional service agreement approved by Resolution R-57-11. The scope of this analysis is limited to estimates of annual market rent for various properties located at Miami-Dade County's general aviation airports. This letter provides summary information in a restricted report format. Additional information concerning the analysis is retained in our files. This analysis was prepared in compliance with the Uniform Standards of Professional Appraisal Practice (USPAP). The intended use of this report is to make recommendations to Miami-Dade County concerning the rental rates at their general aviation airports and the intended user is the Miami-Dade Aviation Department. Market rent is defined in the Dictionary of Real Estate Appraisal.

The scope of appraisal services includes estimates of the annual market rental rates for various properties at Miami-Dade County's general aviation airports, including Miami-Opa Locka Executive Airport (OPF), Miami Executive Airport (TMB) and Miami Homestead General Aviation Airport (X51). Our analysis has included visits to the airports and the improvements, as well as market research of similar aeronautical and non-aviation properties.

Our general aviation rental rate analysis included a review of the method of establishing rental rates and charges. Generally, airports within Florida do not sell; therefore, determining rental rates and charges based on capitalization of sales prices is not possible. There are two generally acceptable methods of estimating rental rates: 1) a market comparative analysis based on market research and 2) a comparison of non-airport (off-port) land and improvement values to airport (on-port) properties.

It is our opinion that market research produces the best method of estimating rental rates between similar property types. This method serves as the basis for our estimation of fair market annual rental rates for the Miami-Dade County's general aviation airports.

Mr. Robert Warren
May 28, 2019

We have reviewed local and national surveys of airport rates and charges. Our research revealed there is limited, reliable survey information available for annual rental rates at airports in Florida. Our research included a direct survey of over 50 public general aviation, as well as non-hub and small-hub commercial airports within Florida. Our market research focused on general aviation rental rates and charges within Florida based on a direct questionnaire, as well as telephone interviews with several airport managers and fixed base operators. This was a direct survey and the reliability of the information collected is considered good.

The primary focus of our survey was rental rates and charges for airport properties, including both aeronautical and non-aviation uses. The airports have been compared based on location, physical size, annual operations, based aircraft and fuel flowage. The data collected includes statistical information described above, as well as rates and charges for various types of airport properties.

Our survey indicates that, although there is a wide variation in geographic locations and non-aviation property values throughout Florida, there are several similarities in rental rates and charges for various components at general aviation airports. Airports were compared based on activity levels relating to geographic locations, physical size, number and length of runways, based aircraft, annual operations and fuel flowage.

In our research, the primary focus of airport comparisons was based on geographic location and relationships between based aircraft, operations and fuel flowage. The survey information was collected and analyzed for the purpose of comparison to Miami-Dade County's general aviation airports. The airports were compared based on their activity levels, as previously discussed.

Based on our market analysis, we have recommended revising the current rental rates slightly for most of the properties at the County's general aviation airports. It was noted the market conditions for the non-aviation properties at the general aviation airports continue to change based on market sales analysis. It is recommended the County continue to undertake individual appraisals of the non-aviation properties to establish rental rates on a case-by-case basis to best reflect market conditions at the time.

Based on our research and analysis, we recommend continuing most of the rental rates for Fiscal Year 2020. Refer to the attached FY2020 Rental Rate Summary for each airport. The following changes to general aviation rental rates for FY2020 are recommended.

Mr. Robert Warren
May 28, 2019

Miami Homestead General Aviation Airport –

Aeronautical Land: Increase annual aeronautical land rent \$0.01/SF to \$0.08/SF.

Aeronautical Buildings: Revise the annual building rental rates as follows:

X51 Building	FY2019 \$/SF/Yr.	Increase \$/SF/Yr.	FY2020 \$/SF/Yr.
3	\$2.65	\$0.15	\$2.80
5	\$3.55	\$0.10	\$3.65
14	\$2.65	\$0.15	\$2.80

Miami Executive Airport -

Aeronautical Land: Increase annual aeronautical land rent \$0.01/SF to \$0.24/SF.

Aeronautical Buildings: Revise the annual building rental rates as follows:

TMB Building	FY2019 \$/SF/Yr.	Increase \$/SF/Yr.	FY2020 \$/SF/Yr.
121	\$5.60	\$0.20	\$5.80
123	\$5.55	\$0.20	\$5.75
222	\$2.30	\$0.25	\$2.55
226	\$1.25	\$0.05	\$1.30
228	\$6.45	\$0.25	\$6.70
229	\$6.20	\$0.20	\$6.40
247	\$6.10	\$0.20	\$6.30
501	\$8.10	\$0.20	\$8.30

Miami-Opa Locka Executive Airport -

Aeronautical Land: Increase annual aeronautical land rent \$0.02/SF to \$0.28/SF.

Clearzone Land Parcel O-8088: Continue 3% annual increase per agreement.

Non-Aeronautical Land: Revise the annual non-aviation land rent per square foot as follows:

OPF Land Non-Aviation	FY 2019 \$/SF/Yr.	Increase \$/SF/Yr.	FY2020 \$/SF/Yr.
Clear Zone Parking	\$0.60	\$0.05	\$0.65
Parcel O-1519 (MDWASA)	\$0.90	\$0.05	\$0.95
Parcel O-216 (MDDC)	\$1.10	\$0.10	\$1.20

Mr. Robert Warren
May 28, 2019

Aeronautical Buildings: Revise the annual building rental rates as follows:

OPF Building	FY2019 \$/SF/Yr.	Increase \$/SF/Yr.	FY2020 \$/SF/Yr.
40.3e	\$8.30	\$0.25	\$8.55
40.2c	\$7.95	\$0.20	\$8.15
40.1w	\$8.10	\$0.20	\$8.30
41.3e	\$7.95	\$0.20	\$8.15
41.2c	\$7.95	\$0.20	\$8.15
41.1w	\$7.95	\$0.20	\$8.15
45	\$6.90	\$0.30	\$7.20
46	\$13.15	\$0.35	\$13.50
47	\$7.10	\$0.20	\$7.30

The attached airport rental summaries for Miami-Opa Locka Executive, Miami Executive and Miami Homestead General Aviation Airports reflect our recommendations.

Sincerely,

SLACK, JOHNSTON & MAGENHEIMER, INC.



Andrew H. Magenheimer, MAI
CERT. GEN. RZ1073

Enclosures


\\MDAD\GA.FY20.RATES

CERTIFICATION

We certify that, to the best of our knowledge and belief, ...

- the statements of fact contained in this report are true and correct.
- the reported analyzes, opinions, and conclusions are limited only by the reported assumptions and limiting conditions and are our personal, impartial and unbiased professional analyzes, opinions, and conclusions.
- we have no present or prospective interest in the property that is the subject of this report and we have no personal interest or bias with respect to the parties involved.
- our compensation is not contingent upon the reporting of a predetermined value or direction in value that favors the cause of the client, the amount of the value estimate, the attainment of a stipulated result, or the occurrence of a subsequent event.
- our analysis, opinions, and conclusions were developed, and this report has been prepared, in conformity with the following: 1) the Uniform Standards of Professional Appraisal Practice (USPAP); 2) the Code of Professional Ethics and the Standards of Professional Appraisal Practice of the Appraisal Institute; and 3) the requirements of the State of Florida for state-certified appraisers.
- we have made a personal visit to the property that is the subject of this report.
- Zach Olen, MAI, Cert. Gen. RZ3124, provided significant professional assistance to the person signing this certification.
- the use of this report is subject to the requirements of the State of Florida relating to review by the Real Estate Appraisal Subcommittee of the Florida Real Estate Commission and to the requirements of the Appraisal Institute relating to review by its duly authorized representatives.
- the appraisal assignment was not based on a requested minimum valuation, a specific valuation, or the approval of a loan.
- Slack, Johnston & Magenheimer has performed services regarding the subject property in the past three years.
- as of the date of this report, Andrew H. Magenheimer, has completed the requirements of the continuing education program for Designated Members of the Appraisal Institute.

SLACK, JOHNSTON & MAGENHEIMER, INC.



Andrew H. Magenheimer, MAI
CERT. GEN. RZ1073

Miami - Opa Locka Executive Airport (OPF)				
FY 2020 Property Rental Summary				
LAND RENTAL		Rent/Sq.Ft./Year		
		Actual FY2018	Actual FY2019	Proposed FY2020
Aeronautical Land		\$0.25	\$0.26	\$0.28
Nonaeronautical Land - appraise individually case-by-case as necessary				
PAVEMENT RENTAL		Rent/Sq.Ft./Year		
		Actual FY2018	Actual FY2019	Proposed FY2020
Pavement		\$0.05	\$0.05	\$0.05
Non-Aviation Land		Rent/Sq.Ft./Year		
Lease Number/Tenant		Actual FY2018	Actual FY2019	Proposed FY2020
Lease No. O-216	Dept. of Corrections	\$1.10	\$1.10	\$1.20
Lease No. O-1519	WASA	\$0.90	\$0.90	\$0.95
Lease No. O-8088	Schaecter - clearzone (2)	\$0.518	\$0.534	\$0.550
Lease No. O-7889	Mia Lks Office Condo - clearzone	\$0.60	\$0.60	\$0.65
BUILDING RENTAL (1)		Rent/Sq.Ft./Year		
Aviation Tenants		Actual FY2018	Actual FY2019	Proposed FY2020
Building 40.3e		\$7.95	\$8.30	\$8.55
Building 40.2c		\$7.65	\$7.95	\$8.15
Building 40.1w		\$7.78	\$8.10	\$8.30
Building 41.3e		\$7.65	\$7.95	\$8.15
Building 41.2c		\$7.65	\$7.95	\$8.15
Building 41.1w		\$7.65	\$7.95	\$8.15
Building 45		\$6.66	\$6.90	\$7.20
Building 46		\$12.28	\$13.15	\$13.50
Building 47		\$6.75	\$7.10	\$7.30
Building 107Office		\$19.00	\$19.00	\$19.00
Building 107Dorm		\$20.00	\$20.00	\$20.00
Note 1: Annual rent/SF excluding land or pavement Note 2: Rent subject to annual 3% increase Last Revised 4/15/2019 OPF.FY20				

Miami Executive Airport (TMB)			
FY 2020 Property Rental Summary			
LAND RENTAL		Rent/Sq.Ft./Year	
		Actual FY2018	Actual FY2019 Proposed FY2020
Aeronautical Land		\$0.22	\$0.23 \$0.24
Nonaeronautical Land - appraise individually case-by-case as necessary			
PAVEMENT RENTAL		Rent/Sq.Ft./Year	
		Actual FY2018	Actual FY2019 Proposed FY2020
Pavement		\$0.05	\$0.05 \$0.05
FARM LAND		Rent/Acre/Year	
		Actual FY2018	Actual FY2019 Proposed FY2020
Farm Land - minimum bid		\$500	\$500 \$500
BUILDING RENTAL		Rent/Sq.Ft./Year	
Aviation Tenants		Actual FY2018	Actual FY2019 Proposed FY2020
Building	102	\$3.33	\$3.35 \$3.35
Building	109	\$3.56	\$3.60 \$3.60
	109A	\$2.84	\$3.35 \$3.35
	109B	\$2.84	\$3.35 \$3.35
Building	114	\$3.28	\$3.30 \$3.30
Building	121	\$5.19	\$5.60 \$5.80
Building	123	\$5.13	\$5.55 \$5.75
Building	221	\$3.64	\$3.65 \$3.65
Building	222	\$2.27	\$2.30 \$2.55
Building	247	\$5.67	\$6.10 \$6.30
Building	504	\$4.93	\$4.95 \$4.95
Building	225	\$3.38	\$3.40 \$3.40
Building	226	\$1.24	\$1.25 \$1.30
Building	227	\$3.73	\$3.75 \$3.75
Building	228	\$6.04	\$6.45 \$6.70
Building	229	\$5.75	\$6.20 \$6.40
Building	501	\$7.83	\$8.10 \$8.30
Building	507	\$16.00	\$16.50 \$16.50
Last Revised 4/15/2018 TMB.FY20			

Miami Homestead General Aviation Airport FY 2020 Property Rental Summary			
LAND RENTAL		Rent/Sq.Ft./Year	
		Actual FY 2018	Actual FY2019 Proposed FY2020
Aeronautical Land		\$0.07	\$0.07 \$0.08
PAVEMENT RENTAL		Rent/Sq.Ft./Year	
		Actual FY 2018	Actual FY2019 Proposed FY2020
Pavement		\$0.05	\$0.05 \$0.05
FARM LAND		Rent/Acre/Year	
		Actual FY 2018	Actual FY2019 Proposed FY2020
Farm Land - minimum bid		\$450	\$450 \$450
BUILDING RENTAL (1)		Rent/Sq.Ft./Year	
Aviation Tenants		Actual FY 2018	Actual FY2019 Proposed FY2020
Building	2	\$3.82	\$3.85 \$3.85
Building	3	\$2.65	\$2.65 \$2.80
Building	5	\$3.53	\$3.55 \$3.65
Building	10	\$3.82	\$3.85 \$3.85
Building	14	\$2.65	\$2.65 \$2.80
Note 1: Annual rent/SF excluding land or pavement Last Revised 4/15/2019 X51.FY20			

**OPERATING BUDGET
APPROPRIATION SCHEDULES**

COUNTYWIDE EMERGENCY CONTINGENCY RESERVE FUND
(Fund GF 010, Subfund 020)

<u>Revenues:</u>	<u>2019-20</u>
Carryover	\$54,436,000
Interest	<u>500,000</u>
Total	<u>\$54,936,000</u>

<u>Expenditures:</u>	
Countywide Emergency Contingency Reserve*	<u>\$54,936,000</u>

*Note: \$941,070 of this reserve has been designated for the purchase of hurricane shelter supplies, and other emergency preparedness in the event a disaster is declared.

MIAMI-DADE FIRE RESCUE
Fire Rescue District
(Fund SF 011, Subfund 111)

<u>Revenues:</u>	<u>2019-20</u>
Property Taxes (Tax Roll: \$173,237,599,110)	\$398,388,000
Transfer from Countywide General Fund (Fund GF 010, Subfund 010, Police Rental Space)	200,000
Carryover	10,758,000
Ground Transport Fees	23,250,000
Plans Review and Permit Fees	7,500,000
Inspection Fees	7,000,000
Managed Care Program	20,000,000
Other Fire Prevention Fees	2,770,000
Special Services Revenue	2,700,000
Reimbursement from Miami-Dade Aviation Department	1,578,000
Reimbursement from Miami-Dade Seaport Department	6,032,000
Reimbursement from CPE Certified Expenditure	6,000,000
Interest	1,300,000
Rental Office Space	547,000
Miscellaneous Fees	<u>235,000</u>
Total	<u>\$488,258,000</u>

<u>Expenditures:</u>	
Fire Protection and Emergency Medical Rescue Operations	\$432,912,000
Administrative Reimbursement	15,777,000
Intergovernmental Transfer (IGT) Expenditures	8,000,000
Transfer to Debt Service (Fund 213, Projects 214103 and 298502)	1,505,000
Transfer to Fire Capital Outlay Reserves (Fund SF 011, Subfund 123)	2,074,000
Debt Service Payments	8,567,000
Transfer to Anti-Venom Program (Fund SF 011, Subfund 118)	480,000
Operating Reserves	17,443,000
Reserve for Tax Equalization	<u>1,500,000</u>
Total	<u>\$488,258,000</u>

Air Rescue
(Fund SF 011, Subfund 112)

<u>Revenues:</u>	<u>2019-20</u>
Transfer from Countywide General Fund (Fund GF 010, Subfund 010)	<u>\$12,672,000</u>
<u>Expenditures:</u>	
Operating Expenditures	<u>\$12,672,000</u>

Hazardous Materials Trust Fund
(Fund SF 011, Subfund 116)

<u>Revenues:</u>	<u>2019-20</u>
Carryover	\$156,000
Interest Earnings	<u>2,000</u>
Total	<u>\$158,000</u>
<u>Expenditures:</u>	
Trust Fund Activities and Reserves	<u>\$158,000</u>

Anti-Venom Program
(Fund SF 011, Subfund 118)

<u>Revenues:</u>	<u>2019-20</u>
Transfer from Fire Rescue District (Fund SF 011, Subfund 111)	\$480,000
Miscellaneous Fees	<u>300,000</u>
Total	<u>\$780,000</u>
<u>Expenditures:</u>	
Anti-Venom Program Expenditures	<u>\$780,000</u>

Lifeguarding, Ocean Rescue Services and Communications
(Fund SF 011, Subfund 118)

<u>Revenues:</u>	<u>2019-20</u>
Transfer from Countywide General Fund (Fund GF 010, Subfund 010)	<u>\$19,377,000</u>
<u>Expenditures:</u>	
Communications Expenditures	\$14,002,000
Lifeguarding and Ocean Rescue Expenditures	<u>5,375,000</u>
Total	<u>\$19,377,000</u>

**MIAMI-DADE FIRE RESCUE
Fire Contingency Reserve Fund
(Fund SF 011, Subfund 120)**

<u>Revenues:</u>	<u>2019-20</u>
Carryover	\$11,544,000
Interest Earnings	<u>240,000</u>
Total	<u>\$11,784,000</u>
Reserves	<u>\$11,784,000</u>

**MIAMI-DADE AVIATION FIRE RESCUE
(Fund SF 011, Subfund 121)**

<u>Revenues:</u>	<u>2019-20</u>
Transfer from Miami International Airport	<u>\$29,762,000</u>
<u>Expenditures:</u>	
Miami-Dade Aviation Fire Rescue Services	<u>\$29,762,000</u>

**MIAMI-DADE FIRE RESCUE
Emergency Management
(Fund SF 011, Subfund 122)**

<u>Revenues:</u>	<u>2019-20</u>
Transfer from Countywide General Fund (Fund GF 010, Subfund 010)	\$3,204,000
Miscellaneous Revenues	60,000
Emergency Plan Review Fees	<u>115,000</u>
Total	<u>\$3,379,000</u>
<u>Expenditures:</u>	
Operating Expenditures	<u>\$3,379,000</u>

**INTERNAL SERVICES
Vehicle Replacement Operations
(Fund GF 030, Subfund 001)**

<u>Revenues:</u>	<u>2019-20</u>
Carryover	\$748,000
Vehicle Charges	<u>2,036,000</u>
Total	<u>\$2,784,000</u>
<u>Expenditures:</u>	
Operating Expenditures	\$2,287,000
Intradepartmental Transfer to Administration (Fund GF 050, Various Subfunds)	226,000
Reserve	<u>271,000</u>
Total	<u>\$2,784,000</u>

INTERNAL SERVICES
Parking, Retail and Small Business Development Operations
(Fund GF 030, Subfunds 002, 003, and 008)

<u>Revenues:</u>	<u>2019-20</u>
Carryover	\$2,072,000
Parking Revenue	3,466,000
Retail Revenue	336,000
Interagency Transfer	5,519,000
Intradepartmental Transfer from Procurement (Fund GF 050, Subfund 050)	21,000
Miscellaneous Revenue	200,000
Other Revenues (Business Participation Model)	<u>5,258,000</u>
Total	<u>\$16,872,000</u>

<u>Expenditures:</u>	
Parking Operations Cost	\$3,520,000
Intradepartmental Transfer to Administration (Fund GF 050, Various Subfunds)	796,000
Intradepartmental Transfer to Facility Management (Fund GF 050, Subfund 010)	853,000
Transfer to Solid Waste Management (Fund EW 490, Subfund 491)	113,000
Retail Operations Costs	217,000
Retail Reserves	99,000
Parking Reserves	743,000
Small Business Development Operational Cost	<u>10,531,000</u>
Total	<u>\$16,872,000</u>

INTERNAL SERVICES
Fleet Management
(Fund GF 030, Subfunds 004 and 005)

<u>Revenues:</u>	<u>2019-20</u>
Carryover	\$778,000
Environmental Resources Management Environmental Surcharge	1,757,000
Labor Surcharge for Capital Projects	<u>500,000</u>
Total	<u>\$3,035,000</u>

<u>Expenditures:</u>	
Operating Expenditures	\$2,720,000
Intradepartmental Transfer to Facility Management (Fund GF 050, Various Subfunds)	213,000
Fleet Capital Projects Reserves	<u>102,000</u>
Total	<u>\$3,035,000</u>

MIAMI-DADE ECONOMIC ADVOCACY TRUST
Economic Development Program
(Fund GF 030, Subfund 020)

<u>Revenues:</u>	<u>2019-20</u>
Transfer from Countywide General Fund (Fund GF 010, Subfund 010)	\$927,000
Transfer from Fund SO 100, Subfund 106, Project 106129	126,000
Transfer from Fund SC 700, Subfund 700, Project 700003	<u>250,000</u>
Total	<u>\$1,303,000</u>
 <u>Expenditures:</u>	
Office of the Executive Director and Administration	\$1,088,000
Economic Development Activities	<u>215,000</u>
Total	<u>\$1,303,000</u>

MIAMI-DADE POLICE DEPARTMENT (MDPD)
Municipal Police Services Account
(Fund GF 030, Subfund 021)

<u>Revenues:</u>	<u>2019-20</u>
City of Doral Optional Service Payment	<u>\$293,000</u>
 <u>Expenditures:</u>	
MDPD Optional Service Expenditures for the City of Doral	<u>\$293,000</u>

ANIMAL SERVICES DEPARTMENT
Animal Care and Control
(Fund GF 030, Subfund 022, Project 022111)

<u>Revenues:</u>	<u>2019-20</u>
Transfer from Countywide General Fund (Fund GF 010, Subfund 010)	\$17,368,000
Animal License Fees from Licensing Stations	6,250,000
Animal License Fees from Shelter	1,890,000
Code Violation Fines	1,755,000
Animal Shelter Fees	1,451,000
Miscellaneous Revenues	70,000
Surcharge Revenues	<u>145,000</u>
Total	<u>\$28,929,000</u>
 <u>Expenditures:</u>	
Operating Expenditures	<u>\$28,929,000</u>

MIAMI-DADE POLICE DEPARTMENT (MDPD)
911 Emergency Fee
(Fund GF 030, Subfund 025)

<u>Revenues:</u>	<u>2019-20</u>
Carryover	\$6,059,000
911 Landline Emergency Fee	2,753,000
911 Wireless Fee	6,405,000
911 Prepaid	2,394,000
Interest	<u>28,000</u>
Total	<u>\$17,639,000</u>
<u>Expenditures:</u>	
Avaya VOIP Upgrade	\$438,000
Miami-Dade Police Department Expenditures	12,644,000
Disbursements to Municipalities	4,516,000
Reserve for Future Capital Equipment Acquisition	<u>41,000</u>
Total	<u>\$17,639,000</u>

MIAMI-DADE POLICE DEPARTMENT (MDPD)
Municipal Police Services Account
(Fund GF 030, Subfund 026)

<u>Revenues:</u>	<u>2019-20</u>
Town of Miami Lakes Local Police Patrol Services Contractual Payment	<u>\$8,819,000</u>
<u>Expenditures:</u>	
MDPD Local Police Patrol Expenditures for Town of Miami Lakes	<u>\$8,819,000</u>

MIAMI-DADE POLICE DEPARTMENT (MDPD)
Municipal Police Services Account
(Fund GF 030, Subfund 027)

<u>Revenues:</u>	<u>2019-20</u>
Village of Palmetto Bay Local Police Patrol Services Contractual Payment	\$8,546,000
Village of Palmetto Bay Optional Service Payment	<u>119,000</u>
Total	<u>\$8,665,000</u>
<u>Expenditures:</u>	
MDPD Local Police Patrol Expenditures for Village of Palmetto Bay	\$8,546,000
MDPD Optional Service Expenditures for Village of Palmetto Bay	<u>119,000</u>
Total	<u>\$8,665,000</u>

BOARD OF COUNTY COMMISSIONERS
(Fund GF 030, Subfund 052, Project 052BCC, Various Project Details)

<u>Revenues:</u>	<u>2019-20</u>
Carryover	<u>\$7,487,000</u>
<u>Expenditures:</u>	
Board of County Commissioners Reserves	<u>\$7,487,000</u>

FINANCE
(Fund GF 030, Subfund 031)

<u>Revenues:</u>	<u>2019-20</u>
Carryover	\$2,986,000
Bond Administration Fees and Charges	1,807,000
Tax Collector Ad Valorem Fees	13,368,000
Tax Collector Auto Tag Fees	14,354,000
Tourist Tax Collection Fees	4,693,000
Transfer from IT Funding Model (Fund GF 030, Subfund 052)	3,012,000
Other Revenues	1,387,000
Local Business Tax Receipt Fees	4,111,000
Transfer from Fund GF 050, Subfund 053 (Fund GF 050, Project 053007)	<u>412,000</u>
Total	<u>\$46,130,000</u>

<u>Expenditures:</u>	
Bond Administration Expenditures	\$2,617,000
Tax Collector Expenditures	22,882,000
Director and Controller Expenditures	14,318,000
Business Solutions Support	2,156,000
Transfer for FAMIS/ADPICS (Fund GF 050, Project 053006 and 056113)	125,000
Transfer to General Government Improvement Fund - (GIIF) (Fund CO 310, Subfund 313)	<u>4,032,000</u>
Total	<u>\$46,130,000</u>

TRANSPORTATION AND PUBLIC WORKS
Passenger Transportation Regulation Operations
(Fund GF 030, Subfund 032, Project 032400)

<u>Revenues:</u>	<u>2019-20</u>
Carryover	\$8,038,000
Fees and Charges	3,723,000
Interest Earnings	97,000
Code Fines and Lien Collections	520,000
Interagency Transfers	<u>100,000</u>
Total	<u>\$12,478,000</u>

<u>Expenditures:</u>	
Operating Expenditures	\$4,292,000
Administrative Reimbursement	163,000
Operating Reserve	<u>8,023,000</u>
Total	<u>\$12,478,000</u>

REGULATORY AND ECONOMIC RESOURCES
Business Affairs Operations
(Fund GF 030, Subfund 032, Various Projects)

<u>Revenues:</u>	<u>2019-20</u>
Transfer from Countywide General Fund (Fund GF 010, Subfund 010)	\$550,000
Carryover	3,529,000
Code Fines and Lien Collections	442,000
Fees and Charges	3,083,000
Local Business Tax Receipt	471,000
Other Revenues	64,000
Miscellaneous Revenues	75,000
Interagency Transfers	<u>264,000</u>
Total	<u>\$8,478,000</u>

<u>Expenditures:</u>	
Operating Expenditures	\$5,551,000
Administrative Reimbursement	160,000
Operating Reserve	<u>2,767,000</u>
Total	<u>\$8,478,000</u>

CLERK OF COURTS
Non-Court Related Clerk Fees
(Fund GF 030, Subfund 036)

<u>Revenues:</u>	<u>2019-20</u>
Transfer from Countywide General Fund (Fund GF 010, Subfund 010)	\$5,933,000
Value Adjustment Board	477,000
Marriage License Fees	1,350,000
County Recorder	9,994,000
Clerk of the Board (Transfer from Lobbyist Trust Fund)	302,000
Miscellaneous Revenues	201,000
Intradepartmental Transfers	<u>7,079,000</u>
Total	<u>\$25,336,000</u>

<u>Expenditures:</u>	
Non-Court Operations	<u>\$25,336,000</u>

TRANSPORTATION AND PUBLIC WORKS
Public Works Construction Operations
(Fund GF 030, Subfund 037, Project 037026)

<u>Revenues:</u>	<u>2019-20</u>
Transfer from Countywide General Fund (Fund GF 010, Subfund 010)	\$191,000
Transfer from UMSA General Fund (Fund GF 010, Subfund 010)	468,000
Construction/Plat Fees	<u>2,835,000</u>
Total	<u>\$3,494,000</u>
<u>Expenditures:</u>	
Construction Expenditures	<u>\$3,494,000</u>

REGULATORY AND ECONOMIC RESOURCES
Operations
(Fund GF 030, Subfund 039)

<u>Revenues:</u>	<u>2019-20</u>
Carryover	\$45,073,000
Transfer from General Fund (Fund GF 010, Subfund 010)	1,317,000
Transfer from UMSA General Fund (Fund GF 010, Subfund 010)	140,000
Transfer from Environmentally Endangered Lands (Fund GF 080, Subfunds 081, and 082)	844,000
Operating Permit Fees	7,546,000
Other Revenues	1,540,000
Plan Review Fees	10,087,000
Utility Service Fees	34,359,000
Interagency Transfer	1,110,000
Transfer from Miami-Dade Aviation Department	<u>500,000</u>
Total	<u>\$102,516,000</u>
<u>Expenditures:</u>	<u>2019-20</u>
Operating Expenditures	\$55,850,000
Transfer to Parks, Recreation and Open Spaces - Wellfield Remediation Projects	6,175,000
Administrative Reimbursement	2,025,000
Operating Reserve	<u>38,466,000</u>
Total	<u>\$102,516,000</u>

OFFICE OF MANAGEMENT AND BUDGET
Mom and Pop Small Business Grants Program
(Fund GF 030, Subfund 041)

<u>Revenues:</u>	<u>2019-20</u>
Carryover	\$1,044,000
Transfer from Countywide General Fund (Fund GF 010, Subfund 010)	<u>1,044,000</u>
Total	<u>\$2,088,000</u>
<u>Expenditures:</u>	
Board of County Commissioners Mom and Pop Expenditures (13 Commission Districts)	<u>\$2,088,000</u>

ADMINISTRATIVE OFFICE OF THE COURTS (AOC)
(Fund GF 030, Subfund 042)

<u>Revenues:</u>	<u>2019-20</u>
Transfer from Countywide General Fund (Fund GF 010, Subfund 010)	\$18,242,000
Criminal Court Costs (25% of \$65 surcharge)	229,000
Criminal Court Costs (\$85 surcharge)	1,140,000
Criminal and Civil Court Costs (\$15 surcharge)	<u>3,550,000</u>
Total	<u>\$23,161,000</u>
 <u>Expenditures:</u>	
Debt Service	\$304,000
Operating Expenditures	<u>22,857,000</u>
Total	<u>\$23,161,000</u>

COMMUNICATIONS
(Fund GF 030, Subfund 043)

<u>Revenues:</u>	<u>2019-20</u>
Transfer from Countywide General Fund (Fund GF 010, Subfund 010)	\$8,723,000
Transfer from Unincorporated Municipal Services Area General Fund (Fund GF 010, Subfund 010)	2,755,000
Communication Funding Model	7,822,000
Miscellaneous Charges	<u>175,000</u>
Total	<u>\$19,475,000</u>
 <u>Expenditures:</u>	
Operating Expenditures	<u>\$19,475,000</u>

MIAMI-DADE POLICE DEPARTMENT (MDPD)
External Police Services Account
(Fund GF 030, Subfund 045)

<u>Revenue:</u>	<u>2019-20</u>
Carryover	\$2,419,000
Revenues from Off Duty Police Service	14,859,000
Revenues from Miami-Dade Aviation Department	37,345,000
Revenues from Miami-Dade County Public Schools	16,534,000
Revenues from Seaport Department	13,648,000
Revenues from MDPD eCrash Program	193,000
Fines and Forfeitures	405,000
Contractual Payments for MDPD Computer Aided Dispatch System	<u>30,000</u>
Total	<u>\$85,433,000</u>
 <u>Expenditures:</u>	
Diversion Program	\$453,000
Diversion Program Reserves	1,698,000
Miami-Dade Aviation Department Police Services	37,345,000
MDPD Computer Aided Dispatch System	30,000
MDPD eCrash Program	193,000
MDPD eCrash Program Reserves	673,000
Off-Duty Police Services Expenses	14,859,000
School Safety Initiative Services	16,534,000
Port of Miami Police Services	<u>13,648,000</u>
Total	<u>\$85,433,000</u>

MIAMI-DADE POLICE DEPARTMENT (MDPD)
Municipal Police Services Account
(Fund GF 030, Subfund 046)

<u>Revenues:</u>	<u>2019-20</u>
Town of Cutler Bay Local Police Patrol Services Contractual Payment	\$10,203,000
Town of Cutler Bay Optional Service Payment	<u>297,000</u>
Total	<u>\$10,500,000</u>

<u>Expenditures:</u>	
MDPD Local Police Patrol Expenditures for the Town of Cutler Bay	\$10,203,000
MDPD Optional Service Expenditures for the Town of Cutler Bay	<u>297,000</u>
Total	<u>\$10,500,000</u>

MIAMI-DADE POLICE DEPARTMENT (MDPD)
Municipal Police Services Account
(Fund GF 030, Subfund 047)

<u>Revenues:</u>	<u>2019-20</u>
City of South Miami Optional Service Payment	<u>\$131,000</u>

<u>Expenditures:</u>	
MDPD Optional Service Expenditures for the City of South Miami (School Crossing Guards)	<u>\$131,000</u>

HUMAN RESOURCES
Human Rights and Fair Employment Administration
(Fund GF 030, Subfund 049)

<u>Revenues:</u>	<u>2019-20</u>
Transfer from Countywide General Fund (Fund GF 010, Subfund 010)	\$783,000
Transfer from Unincorporated Municipal Services Area General Fund (Fund GF 010, Subfund 010)	247,000
Federal Grants/Contracts and Interagency Transfer	<u>170,000</u>
Total	<u>\$1,200,000</u>

<u>Expenditures:</u>	
Operating Expenditures	<u>\$1,200,000</u>

AUDIT AND MANAGEMENT SERVICES
Internal Operations
(Fund GF 030, Subfund 052, Project 052015)

<u>Revenues:</u>	<u>2019-20</u>
Charges for Audits or Special Studies	<u>\$2,100,000</u>

<u>Expenditures:</u>	
Special Audit Services	<u>\$2,100,000</u>

IT FUNDING MODEL
(Fund GF 030, Subfund 052)

<u>Revenues:</u>	<u>2019-20</u>
IT Funding Model Revenues	\$29,987,000
Transfer from Countywide General Fund (Fund GF 010, Subfund 010)	33,879,000
Transfer from Unincorporated Municipal Services Area General Fund (Fund GF 010, Subfund 010)	<u>10,698,000</u>
Total	<u>\$74,564,000</u>

<u>Expenditures:</u>	
Transfer to Information Technology Department (Fund GF 060, Various Subfund)	\$64,573,000
Transfer to Office of the Property Appraiser (Fund GF 030, Subfund 056)	3,848,000
Reimbursement to Finance Department (Fund GF 030, Subfund 031)	3,012,000
Transfer to ITLC Capital Projects - (Fund CO 310, Subfund 313 project 313200)	2,373,000
Reimbursement to Various Departments	<u>758,000</u>
Total	<u>\$74,564,000</u>

OFFICE OF MANAGEMENT AND BUDGET
Bond Program Administration
(Fund GF 030, Subfund 054)

<u>Revenues:</u>	<u>2019-20</u>
Quality Neighborhood Improvement Program Bond Interest	\$110,000
Transfer from Countywide General Fund (Fund GF 010, Subfund 010)	84,000
Transfer from Countywide Infrastructure Investment Program	412,000
Transfer from UMSA General Fund	<u>28,000</u>
Total	<u>\$634,000</u>

<u>Expenditures:</u>	
Operating Expenditures	<u>\$634,000</u>

OFFICE OF MANAGEMENT AND BUDGET
Grants Coordination
(Fund GF 030, Subfund 054)

<u>Revenues:</u>	<u>2019-20</u>
Transfer from Countywide General Fund (Fund GF 010, Subfund 010)	\$2,230,000
Marketing Revenue	<u>300,000</u>
Total	<u>\$2,530,000</u>

<u>Expenditures:</u>	
Operating Expenditures	<u>\$2,530,000</u>

MEDICAL EXAMINER
(Fund GF 030, Subfund 055)

<u>Revenues:</u>	<u>2019-20</u>
Transfer from Countywide General Fund (Fund GF 010, Subfund 010)	\$13,567,000
Service Fees	<u>905,000</u>
Total	<u>\$14,472,000</u>

<u>Expenditures:</u>	
Operating Expenditures	<u>\$14,472,000</u>

PROPERTY APPRAISER
(Fund GF 030, Subfund 056)

<u>Revenues:</u>	<u>2019-20</u>
Carryover	\$1,500,000
Transfer from Countywide General Fund (Fund GF 010, Subfund 010)	42,044,000
Reimbursements from Taxing Jurisdictions	2,780,000
Transfer from IT Funding Model (Fund GF 030, Subfund 052)	3,848,000
Miscellaneous Revenues	<u>25,000</u>
Total	<u>\$50,197,000</u>

<u>Expenditures:</u>	
Operating Expenditures	\$48,697,000
Computer Aided Mass Appraisal System (CAMA) - Replacement Project	<u>1,500,000</u>
Total	<u>\$50,197,000</u>

REGULATORY AND ECONOMIC RESOURCES
Land Development, Building and Zoning Compliance Operations
(Fund GF 030, Subfund 065, Various Projects)

<u>Revenues:</u>	<u>2019-20</u>
Transfer from Countywide General Fund (Fund GF 010, Subfund 010)	\$880,000
Transfer from Unincorporated Municipal Services Area General Fund (Fund GF 010, Subfund 010)	173,000
Building Administrative Fees	1,250,000
Carryover	82,600,000
Code Compliance Fees	4,316,000
Code Fines/Lien Collections	7,671,000
Construction/Plat Fees	4,551,000
Contractor's Licensing and Enforcement Fees	1,883,000
Foreclosure Registry	618,000
Interagency Transfers	25,000
Miscellaneous Revenues	1,276,000
Other Revenue	4,984,000
Permitting Trade Fees	33,728,000
Product Control Certification Fees	2,303,000
Planning Revenue	666,000
Zoning Revenue	<u>7,509,000</u>
Total	<u>\$154,433,000</u>

<u>Expenditures:</u>	
Operating Expenditures	\$74,485,000
Administrative Reimbursement	2,556,000
Operating Reserve	<u>77,392,000</u>
Total	<u>\$154,433,000</u>

INTERNAL SERVICES
Vehicle Acquisition
(Fund GF 030, Subfund 100, Various Projects)

<u>Revenues:</u>	<u>2019-20</u>
Carryover	<u>\$6,715,000</u>

<u>Expenditures:</u>	
Departmental Vehicle Purchases (Various)	<u>\$6,715,000</u>

INTERNAL SERVICES
Vehicle Financed Leases
(Fund GF 030, Subfund 101 and 102, Various Projects)

<u>Revenues:</u>	<u>2019-20</u>
Future Financing	<u>\$51,442,000</u>
<u>Expenditures:</u>	
Departmental Vehicle Purchases (Various)	<u>\$51,442,000</u>

PARKS, RECREATION AND OPEN SPACES
General Operations and Zoo Miami
(Fund GF 040, Various Subfunds)

<u>Revenues:</u>	<u>2019-20</u>
Transfer from Countywide General Fund (Fund GF 010, Subfund 010)	\$48,099,000
Transfer from Unincorporated Municipal Services Area General Fund (Fund GF 010, Subfund 010)	44,557,000
Fees and Charges	56,729,000
Transfer from Convention Development Tax (Fund ST 160, Subfund 162)	11,600,000
Transfer from Tourist Development Tax (Fund ST 150, Subfund 151)	2,800,000
Transfer of Secondary Gas Tax for Right-of-Way Maintenance (Fund CO 330, Various Subfunds)	4,148,000
Interdepartmental/Interagency Transfers	6,807,000
Intradepartmental Transfers	<u>1,568,000</u>
Total	<u>\$176,308,000</u>
<u>Expenditures:</u>	
Total Operating Expenditures	\$171,679,000
Distribution of Funds in Trust	230,000
Debt Service Payments	1,815,000
Transfers to Trust Accounts	1,016,000
Intradepartmental Transfers	<u>1,568,000</u>
Total	<u>\$176,308,000</u>

INTERNAL SERVICES
Internal Service Operations
(Fund GF 050, Various Subfunds)

<u>Revenues:</u>	<u>2019-20</u>
Transfer from Countywide General Fund (Fund GF 010, Subfund 010)	\$44,966,000
Transfer from Unincorporated Municipal Services Area General Fund (Fund GF 010, Subfund 010)	14,200,000
Carryover	3,591,000
Internal Service Fees and Charges	201,613,000
Interest Income	60,000
Interagency Transfer	2,001,000
Miscellaneous Revenues	653,000
Other Revenues - Business Participation Model (BPM)	1,460,000
Fees and Charges for Service	927,000
Municipal Fines	400,000
User Access Fees	13,494,000
Intrdepartmental Transfer from SBD (Fund GF 030, Subfund 008)	446,000
Intrdepartmental Transfer from Parking (Fund GF 030, Subfund 002)	853,000
Intrdepartmental Transfer from Retail (Fund GF 030, Subfund 003)	214,000
Intrdepartmental Transfer from Fleet (Fund GF 030, Subfund 001)	226,000
Intrdepartmental Transfer from Fleet (Fund GF 030, Subfund 004 and 005)	213,000
Intrdepartmental Transfers from Various Subfunds	<u>8,652,000</u>
 Total	 <u>\$293,969,000</u>

<u>Expenditures:</u>	
Operating Expenditures	\$244,546,000
Reimbursement to County Attorney's Office for Legal Services	3,800,000
Distribution of Municipal ADA Fines	400,000
Distribution of Funds in Trust to the Beacon Tradeport	255,000
Transfer to General Government Improvement Fund (GGIF) (Fund CO 310, Subfund 313)	12,770,000
Transfer to Debt Service - (Various Projects)	18,248,000
Transfer to Debt Service - Martin Luther King (MLK) Building	2,000,000
Transfer to General Fund for Countywide Procurement Activities (Fund GF 010, Subfund 010)	1,430,000
Transfer to SBD for Procurement Activities (Fund GF 030, Subfund 008)	1,634,000
Reserves	234,000
Intrdepartmental Transfers	<u>8,652,000</u>
 Total	 <u>\$293,969,000</u>

HUMAN RESOURCES
Benefits Administration
(Fund GF 050, Subfund 051)

<u>Revenues:</u>	<u>2019-20</u>
Transfer from Self Insurance Trust Fund (Fund IS 541)	\$3,295,000
Other Revenues	<u>172,000</u>
 Total	 <u>\$3,467,000</u>

<u>Expenditures:</u>	
Operating Expenditures	<u>\$3,467,000</u>

FINANCE
Internal Service Fund
(Fund GF 050, Subfund 053)

<u>Revenues:</u>	<u>2019-20</u>
Carryover	\$557,000
Cash Management Fees and Other Revenues	3,343,000
Credit and Collections Charges	6,782,000
Code Fines/ Lien Collections	1,880,000
Transfer for FAMIS/ADPICS (Fund GF 030, Subfund 031)	<u>125,000</u>
Total	<u>\$12,687,000</u>

<u>Expenditures:</u>	
Cash Management Operating Expenditures	\$2,056,000
Credit and Collections Expenditures	6,346,000
Code Enforcement Expenditures	1,880,000
FAMIS/ADPICS Expenditures	125,000
Transfer to Finance (Fund GF 030, Subfund 031)	412,000
Transfer to General Government Improvement Fund - (GGIF) (Fund CO 310, Subfund 313)	<u>1,868,000</u>
Total	<u>\$12,687,000</u>

CLERK OF COURTS
Records Management
(Fund GF 050, Subfund 057)

<u>Revenues:</u>	<u>2019-20</u>
Carryover	\$251,000
Fees and Charges	<u>1,759,000</u>
Total	<u>\$2,010,000</u>

<u>Expenditures:</u>	
Operating Expenditures	<u>\$2,010,000</u>

INFORMATION TECHNOLOGY
(Fund GF 060, Various Subfunds)

<u>Revenues:</u>	<u>2019-20</u>
Carryover	\$5,351,000
Transfer from Countywide General Fund (Fund GF 010, Subfund 010)	2,497,000
Transfer from State of Florida Recording Fee	3,300,000
Transfer from IT Funding Model (GF 030, Subfund 052)	64,573,000
Charges to Departments for Telephone Services	14,601,000
Transfer from Fund SO 100, Subfund 104, Project 104141	500,000
Proprietary Fees	659,000
Intradepartmental Transfers	19,481,000
Charges to Departments for Services	<u>128,033,000</u>
Total	<u>\$238,995,000</u>

<u>Expenditures:</u>	
Operating Expenditures	\$197,529,000
Charges for Telephone Services	14,601,000
Charges to Debt Service (Project 213955)	335,000
Intradepartmental Transfers	19,481,000
Transfer to IT Capital Fund (Fund CO 310, Subfund 313 Project 313210)	6,372,000
Transfer to General Government Improvement Fund - (GGIF) for Debt Service (Fund CO 310, Subfund 313)	<u>677,000</u>
Total	<u>\$238,995,000</u>

REGULATORY AND ECONOMIC RESOURCES
Environmentally Endangered Lands Program (EEL)
(Fund GF 080, Subfunds 081 and 082)

<u>Revenues:</u>	<u>2019-20</u>
Carryover	\$17,645,000
Carryover of Restricted Reserves for Land Management	10,000,000
Florida Department of Environmental Protection	100,000
Interest Earnings	<u>400,000</u>
 Total	 <u>\$28,145,000</u>
 <u>Expenditures:</u>	
Transfer to Environmental Resources Management (Fund GF 030, Subfund 039)	\$844,000
Land Acquisition	500,000
Land Management	3,000,000
Reserves	<u>23,801,000</u>
 Total	 <u>\$28,145,000</u>

MIAMI-DADE LIBRARY
Operations
(Fund SL 090, Various Subfunds)

<u>Revenues:</u>	<u>2019-20</u>
Ad Valorem Revenue (Tax Roll: \$280,962,317,536)	\$75,804,000
Carryover	13,728,000
State Aid to Public Libraries	1,200,000
Miscellaneous Revenue	<u>1,050,000</u>
 Total	 <u>\$91,782,000</u>
 <u>Expenditures:</u>	
Library Operations	\$79,118,000
Administrative Reimbursement	2,940,000
Debt Service Payment (Project 213953)	1,581,000
Transfer to Capital Project (Fund CO 310, Subfund 311)	<u>8,143,000</u>
 Total	 <u>\$91,782,000</u>

LAW LIBRARY A
(Fund SO 100, Subfund 102, Project 102001)

<u>Revenues:</u>	<u>2019-20</u>
Carryover	\$362,000
Criminal Court Costs (25% of \$65 surcharge)	229,000
Service Charges	74,000
Business License Tax Revenue	<u>84,000</u>
 Total	 <u>\$749,000</u>
 <u>Expenditures:</u>	
Operating Expenditures	\$489,000
Operating Reserves	<u>260,000</u>
 Total	 <u>\$749,000</u>

LAW LIBRARY B
(Fund SO 100, Subfund 102, Project 102004)

<u>Revenues:</u>	<u>2019-20</u>
Carryover	\$829,000
Interest	<u>3,000</u>
Total	<u>\$832,000</u>
<u>Expenditures</u>	
Operating Reserves	<u>\$832,000</u>

LEGAL AID SOCIETY
(Fund SO 100, Subfund 103)

<u>Revenues:</u>	<u>2019-20</u>
Transfer from Countywide General Fund (Fund GF 010, Subfund 010)	\$2,474,000
Criminal Court Costs (25% of \$65 surcharge)	229,000
Domestic Violence Grants	336,000
Florida Bar Foundation Contributions	350,000
Miscellaneous Revenue	375,000
Victims of Crime Grants	<u>610,000</u>
Total	<u>\$4,374,000</u>
<u>Expenditures:</u>	
Operating Expenditures	<u>\$4,374,000</u>

INFORMATION TECHNOLOGY
800 Megahertz Radio System Maintenance
(Fund SO 100, Subfund 104, Project 104141)

<u>Revenues:</u>	<u>2019-20</u>
Traffic Fines	<u>\$500,000</u>
<u>Expenditures:</u>	
Transfer to Fund GF 060, Subfund 004	<u>\$500,000</u>

JUDICIAL ADMINISTRATION
Driving While License Suspended Traffic School (AOC)
(Fund SO 100, Subfund 106, Project 106003)

<u>Revenues:</u>	<u>2019-20</u>
Carryover	\$993,000
Program Income	375,000
Interest	<u>6,000</u>
Total	<u>\$1,374,000</u>
<u>Expenditures:</u>	
Operating Expenditures	\$748,000
Operating Reserves	<u>626,000</u>
Total	<u>\$1,374,000</u>

Court Standby Program (SAO)
(Fund SO 100, Subfund 106, Project 106005)

<u>Revenues:</u>	<u>2019-20</u>
Carryover	\$124,000
Transfer from the Miami-Dade Police Department	125,000
Contribution from Municipal Police Departments	<u>320,000</u>
Total	<u>\$569,000</u>

<u>Expenditures:</u>	
Operating Expenditures	\$562,000
Operating Reserves	<u>7,000</u>
Total	<u>\$569,000</u>

Self Help Unit (AOC)
(Fund SO 100, Subfund 106, Project 106006)

<u>Revenues:</u>	<u>2019-20</u>
Carryover	\$493,000
Interest	5,000
Program Income	<u>1,794,000</u>
Total	<u>\$2,292,000</u>

<u>Expenditures:</u>	
Operating Expenditures	\$1,594,000
Operating Reserves	<u>698,000</u>
Total	<u>\$2,292,000</u>

Miami-Dade County Adult Drug Court (AOC)
(Fund SO 100, Subfund 106, Project 106007)

<u>Revenues:</u>	<u>2019-20</u>
Carryover	\$124,000
Program Income	5,000
Interest	<u>1,000</u>
Total	<u>\$130,000</u>

<u>Expenditures:</u>	
Operating Expenditures	\$35,000
Operating Reserves	<u>95,000</u>
Total	<u>\$130,000</u>

Process Servers (AOC)
(Fund SO 100, Subfund 106, Project 106009)

<u>Revenues:</u>	<u>2019-20</u>
Carryover	\$275,000
Process Server Fees	110,000
Interest	<u>2,000</u>
Total	<u>\$387,000</u>
 <u>Expenditures:</u>	
Operating Expenditures	\$109,000
Operating Reserves	<u>278,000</u>
Total	<u>\$387,000</u>

MIAMI-DADE ECONOMIC ADVOCACY TRUST
Teen Court Program
(Fund SO 100, Subfund 106, Project 106129)

<u>Revenues:</u>	<u>2019-20</u>
Traffic Court Fees	\$760,000
Interest Earnings	10,000
Carryover	<u>892,000</u>
Total	<u>\$1,662,000</u>
 <u>Expenditures:</u>	
Teen Court Juvenile Diversion and Intervention Program	\$889,000
Transfer to Fund GF 030, Subfund 020	126,000
Reserves	<u>647,000</u>
Total	<u>\$1,662,000</u>

INTERNAL SERVICES
Caleb Center Special Revenue Fund
(Fund SO 100, Subfund 107, Project 107032)

<u>Revenues:</u>	<u>2019-20</u>
Carryover	<u>\$90,000</u>
 <u>Expenditures:</u>	
Facility Improvements (Current and Future)	<u>\$90,000</u>

**OFFICE OF INSPECTOR GENERAL
(Fund SO 100, Subfund 108, Project 108000)**

<u>Revenues:</u>	<u>2019-20</u>
Fees for Audits of County Contracts	\$3,700,000
Carryover	565,000
Miami International Airport Oversight	500,000
Miami-Dade Water and Sewer Department Oversight	75,000
Miami-Dade Solid Waste Management Oversight	25,000
Miami-Dade Department of Transportation and Public Works Oversight	100,000
Miami-Dade County School Board Oversight	<u>125,000</u>
Total	<u>\$5,090,000</u>

Expenditures:

Operating Expenditures	<u>\$5,090,000</u>
------------------------	--------------------

**COMMISSION ON ETHICS AND PUBLIC TRUST
(Fund SO 100, Subfund 108, Project 108001)**

<u>Revenues:</u>	<u>2019-20</u>
Carryover	\$14,000
Transfer from Lobbyist Trust Fund	74,000
Fees and Charges	<u>93,000</u>
Total	<u>\$181,000</u>

Expenditures:

Operating Expenditures	<u>\$181,000</u>
------------------------	------------------

**MIAMI-DADE FIRE RESCUE
Emergency Management
(Fund SO 100, Subfund 111)**

<u>Revenues:</u>	<u>2019-20</u>
Carryover	\$17,000
Radiological Emergency Preparedness Agreement with Florida Power and Light	<u>358,000</u>
Total	<u>\$375,000</u>

Expenditures:

Operating Expenditures	<u>\$375,000</u>
------------------------	------------------

CORRECTIONS AND REHABILITATION
Special Revenue Operations
(Fund SO 110, Subfund 111)

<u>Revenues:</u>	<u>2019-20</u>
Carryover	\$305,000
Social Security Administration Income	260,000
Subsistence and Uniform Fees	1,400,000
Jail Commissary Commission	1,443,000
Law Enforcement Education Fund (Second Dollar Fines)	111,000
Pretrial Volunteer Receipts	50,000
Boot Camp Industries Fees	23,000
Monitored Release Fees	260,000
Food Catering Service Receipts	<u>70,000</u>
 Total	 <u>\$3,922,000</u>

<u>Expenditures:</u>	<u>2019-20</u>
Law Enforcement Education	\$345,000
Transfer to Inmate Welfare Trust Fund (Fund TF 600, Subfund 601)	770,000
Transfer to General Fund (Fund GF 010, Subfund 010)	1,694,000
Other Operating Expenses	24,000
Boot Camp	1,000,000
Debt Service	18,000
Reserves	<u>71,000</u>
 Total	 <u>\$3,922,000</u>

MIAMI-DADE POLICE DEPARTMENT (MDPD)
Special Revenue Operations
(Fund SO 110, Subfund 112)

<u>Revenues:</u>	<u>2019-20</u>
Carryover	\$373,000
Transfer from Unincorporated Municipal Service Area General Fund (Fund GF 010, Subfund 010)	5,713,000
First Dollar Fines	100,000
Second Dollar Fines	176,000
Law Enforcement Training Traffic Violation Fines	594,000
School Crossing Guard Parking Ticket Surcharge (Transfer from Fund SO 110, Subfund 115)	<u>1,870,000</u>
 Total	 <u>\$8,826,000</u>

<u>Expenditures:</u>	
Education and Training	\$1,243,000
School Crossing Guard Program	<u>7,583,000</u>
 Total	 <u>\$8,826,000</u>

JUVENILE SERVICES
(Fund SO 110, Subfund 112, Project 112200)

<u>Revenues:</u>	<u>2019-20</u>
Criminal Court Costs (25% of \$65 surcharge)	<u>\$229,000</u>
<u>Expenditures:</u>	
Juvenile Assessment Center Expenditures	<u>\$229,000</u>

SCHOOL CROSSING GUARD TRUST FUND
(Fund SO 110, Subfund 115)

<u>Revenues:</u>	<u>2019-20</u>
Parking Ticket Surcharge for School Crossing Guard Programs	<u>\$3,118,000</u>
<u>Expenditures:</u>	
Transfer to Miami-Dade Police Department (Fund SO 110, Subfund 112)	\$1,870,000
Disbursements to Municipalities	<u>1,248,000</u>
Total	<u>\$3,118,000</u>

REGULATORY AND ECONOMIC RESOURCES
(Fund SO 110, Subfund 116)

<u>Revenues:</u>	<u>2019-20</u>
Carryover	\$840,000
Air Quality Tag Fees	<u>1,900,000</u>
Total	<u>\$2,740,000</u>
<u>Expenditures:</u>	
Operating Expenditures	\$1,900,000
Reserves	<u>840,000</u>
Total	<u>\$2,740,000</u>

**ECONOMIC DEVELOPMENT
(Fund SO 120, Subfund 122)**

<u>Revenues:</u>	<u>2019-20</u>
Local Business License Tax Receipts	<u>\$3,850,000</u>
<u>Expenditures:</u>	
Transfer to Beacon Council	<u>\$3,850,000</u>

**CULTURAL AFFAIRS
(Fund SO 125, Subfund 127 and 130)**

<u>Revenues:</u>	<u>2019-20</u>
Carryover	\$2,814,000
Transfer from Countywide General Fund (Fund GF 010, Subfund 010)	12,559,000
Transfer from Tourist Development Tax (TDT) (Fund ST 150, Subfund 151 and 152)	6,719,000
Convention Development Tax Proceeds (Fund ST 160, Subfund 162)	10,971,000
Donations	20,000
Other Revenues	4,660,000
Miscellaneous Revenues	85,000
Fees and Charges	<u>365,000</u>
Total	<u>\$38,193,000</u>
<u>Expenditures:</u>	
Administrative Expenditures	\$5,212,000
Grants to/Programs for Artists and Non-Profit Cultural Organizations	19,744,000
South Miami-Dade Cultural Arts Center Operations	6,807,000
Distribution of Funds in Trust	2,000
Miami-Dade County Auditorium, Joseph Caleb Auditorium, and African Heritage Cultural Arts Center Operations	<u>6,428,000</u>
Total	<u>\$38,193,000</u>

**CULTURAL AFFAIRS
Art in Public Places (APP) Program
(Fund SO 125, Subfund 128, Projects 128101 and 128103)**

<u>Revenues:</u>	<u>2019-20</u>
Carryover	\$4,587,000
Interdepartmental Revenues from Proprietary Capital Projects	<u>9,894,000</u>
Total	<u>\$14,481,000</u>
<u>Expenditures:</u>	
Operational Expenditures	<u>\$14,841,000</u>

REGULATORY AND ECONOMIC RESOURCES
STORMWATER UTILITY FUND
(Fund SU 140, Subfund 141)

<u>Revenues:</u>	<u>2019-20</u>
Carryover	\$26,029,000
Interagency Transfer from Federal Emergency Management Agency	7,000,000
Stormwater Utility Fees	<u>42,663,000</u>
Total	<u>\$75,692,000</u>
 <u>Expenditures:</u>	
Stormwater Utility Drainage Capital Improvement Program (Fund CO 310, Subfund 316)	\$9,063,000
Stormwater Utility Canals Capital Improvement Program (Fund CO 310, Subfund 316)	6,000,000
Debt Service Revenue Fund (Project 211101)	7,253,000
Environmental Resources Management Operations (Fund SU 140, Subfund 142)	8,645,000
Public Works and Waste Management Operations (Fund SU 140, Subfund 143)	22,191,000
Cash Reserve for Future Projects	<u>22,540,000</u>
Total	<u>\$75,692,000</u>

REGULATORY AND ECONOMIC RESOURCES
Stormwater Utility Program
(Fund SU 140, Subfund 142)

<u>Revenues:</u>	<u>2019-20</u>
Transfer from Stormwater Utility Fund (Fund SU 140, Subfund 141)	<u>\$8,645,000</u>
 <u>Expenditures:</u>	
Environmental Resources Management Operations	\$8,341,000
Administrative Reimbursement	<u>304,000</u>
Total	<u>\$8,645,000</u>

TRANSPORTATION AND PUBLIC WORKS
Stormwater Utility Program
(Fund SU 140, Subfund 143)

<u>Revenues:</u>	<u>2019-20</u>
Transfer from Stormwater Utility Fund (Fund SU 140, Subfund 141)	<u>\$22,191,000</u>
 <u>Expenditures:</u>	
DTPW Stormwater Operations	\$21,408,000
Administrative Reimbursement	<u>783,000</u>
Total	<u>\$22,191,000</u>

TOURIST DEVELOPMENT TAX
(Fund ST 150, Subfund 151)

<u>Revenues:</u>	<u>2019-20</u>
Tourist Development Tax	\$32,464,000
Transfer from PSFFT/TDT Reserve (Fund D5 205, Subfund 2S8, Project 205804)	<u>2,800,000</u>
Total	<u>\$35,264,000</u>

<u>Expenditures:</u>	
Advertising and Promotion (Greater Miami Convention and Visitors Bureau)	\$17,560,000
Transfer to Debt Service (Project 205800)	6,253,000
Transfer to Cultural Affairs Council (CAC) (Fund SO 125, Subfund 127)	6,128,000
Transfer to Cultural Affairs Council (CAC) (Fund SO 720, Subfund 721)	125,000
Tourist Development Council (TDC) Grants	1,200,000
Transfer to Tourist Development Council (TDC) for Administrative Support (Fund SO 125, Subfund 127)	471,000
Transfer to Tourist Development Council (TDC) for Administrative Support (Finance)	20,000
Transfer to General Fund for Administrative Reimbursement	707,000
Transfer to Parks, Recreation and Open Spaces for Beach Maintenance (Fund GF 040, Subfund 001)	<u>2,800,000</u>
Total	<u>\$35,264,000</u>

TOURIST DEVELOPMENT SURTAX
(Fund ST 150, Subfund 152)

<u>Revenues:</u>	<u>2019-20</u>
Tourist Development Surtax	<u>\$8,131,000</u>

<u>Expenditures:</u>	
Advertising and Promotion (Greater Miami Convention and Visitors Bureau)	\$7,731,000
Tourist Development Council Grants	100,000
Transfer to Tourist Development Council (TDC) for Administrative Support (Fund SO 125, Subfund 127)	120,000
Transfer to General Fund for Administrative Reimbursement	<u>180,000</u>
Total	<u>\$8,131,000</u>

PROFESSIONAL SPORTS FRANCHISE FACILITY TAX
(Fund ST 150, Subfund 154)

<u>Revenues:</u>	<u>2019-20</u>
Professional Sports Franchise Facility Tax	<u>\$16,232,000</u>

<u>Expenditures:</u>	
Transfer to Debt Service Fund (Project 205800)	<u>\$16,232,000</u>

HOMELESS TRUST
Operations, Capital, and Reserves
(Fund ST 150, Subfund 150 and 155)

<u>Revenues:</u>	<u>2019-20</u>
Food and Beverage Tax (1%) Proceeds	\$25,523,000
Carryover	11,827,000
Interest Income	130,000
Miscellaneous Revenues	202,000
Private Sector Contribution	<u>50,000</u>
Total	<u>\$37,732,000</u>
<u>Expenditures:</u>	
Homeless Trust Operations	\$28,506,000
Administrative Reimbursement	64,000
Capital Reserve	4,109,000
Tax Equalization Reserve	<u>5,053,000</u>
Total	<u>\$37,732,000</u>

HOMELESS TRUST
Domestic Violence Oversight Board Trust Fund
(Fund ST 150, Subfund 156)

<u>Revenues:</u>	<u>2019-20</u>
Carryover	\$18,918,000
Food and Beverage Tax (1%) Proceeds	4,504,000
Interest Income	<u>300,000</u>
Total	<u>\$23,722,000</u>
<u>Expenditures:</u>	
Domestic Violence Shelter Operations	\$2,149,000
2nd Domestic Violence Shelter Construction Reserve	12,348,000
	<u>9,225,000</u>
Total	<u>\$23,722,000</u>

CONVENTION DEVELOPMENT TAX
(Fund ST 160, Subfunds 162 and 164)

<u>Revenues:</u>	<u>2019-20</u>
Convention Development Tax (CDT) Proceeds	\$97,025,000
Convention Development Tax (CDT) SWAP Proceeds	6,046,000
Transfer from Shortfall Reserve (Fund ST 160 Subfund 163)	4,839,000
Performing Arts Center Repayment	<u>500,000</u>
 Total	 <u>\$108,410,000</u>

<u>Expenditures:</u>	
Transfer to Debt Service Fund (Project 206300)	\$36,853,000
Payment to the City of Miami Beach	4,500,000
Miami Beach Revenue Sharing Interlocal Agreement	6,365,000
Transfer to Cultural Affairs for Grants (Fund SO 125, Subfund 127)	1,000,000
Performing Arts Center Trust Subsidy	7,650,000
Transfer to Cultural Affairs South Miami-Dade Cultural Arts Center (Fund SO 125, Subfund 127)	3,480,000
American Airlines Arena-related Costs	6,400,000
Payment to the City of Miami	4,000,000
Vizcaya Museum and Gardens	2,500,000
Cultural Programs (Museum Operating Grants)	8,404,000
Performing Arts Center Trust Operating Subsidy	4,000,000
New World Symphony	2,200,000
Transfer to Cultural Affairs for Community-based Cultural Facilities (Fund SO 125, Subfund 127 and 130)	1,734,000
Transfer to Capital Reserve Fund (Cap X) (Fund CO 310, Subfund 321)	750,000
Transfer to Cultural Affairs for Cultural Facilities (SO 125, Subfund 127)	4,757,000
Transfer to Parks, Recreation and Open Spaces for Zoo Miami (Fund GF 040, Subfund 008)	11,600,000
Miscellaneous Capital Projects	<u>2,217,000</u>
 Total	 <u>\$108,410,000</u>

CONVENTION DEVELOPMENT TAX
(Fund ST 160, Subfunds 163)

<u>Revenues:</u>	<u>2019-20</u>
Shortfall Reserve	<u>\$4,893,000</u>
 <u>Expenditures:</u>	
Transfer to Convention and Development Tax (Fund ST 160, Subfund 162)	<u>\$4,893,000</u>

PEOPLE'S TRANSPORTATION PLAN FUND
(Fund SP 402, Subfunds 402 and 403)

<u>Revenues:</u>	<u>2019-20</u>
Carryover	\$30,315,000
Interest	100,000
Sales Tax Revenue	<u>276,780,000</u>
Total	<u>\$307,195,000</u>

<u>Expenditures:</u>	
Transfer to Miami-Dade Transit Operations (Fund ET 411, Subfund 411)	\$84,000,000
Transfer to Fund 416/417 for Miami-Dade Transit Debt Service (Fund 416 and 417)	74,907,000
Transfer to Fund 209 for 2008 Surtax Bond Debt Service (Project 209403)	1,000
Transfer to Fund 209 for 2009 Surtax Bond Debt Service (Project 209404)	3,546,000
Transfer to Fund 209 for 2010 Surtax Bond Debt Service (Project 209405)	2,591,000
Transfer to Fund 209 for 2012 Surtax Bond Debt Service (Project 209406)	7,449,000
Transfer to Fund 209 for 2015 Surtax Bond Debt Service (Project 209407)	5,188,000
Transfer to Fund 209 for 2017 Surtax Bond Debt Service (Project 209408)	1,244,000
Transfer to Fund 209 for 2018 Surtax Bond Debt Service (Project 209409)	511,000
Transfer to Fund 209 for 2019 Surtax Bond Debt Service (Project 209410)	3,944,000
Bus Lease Financing	5,325,000
Transfer to Public Works (Fund 325)	2,674,000
Transfer to the Citizen's Independent Transportation Trust (Fund ET 420, Subfund 420)	2,866,000
Transfer to Eligible Municipalities	55,356,000
Transfer to New Municipalities	8,303,000
Transfer to Capital Expansion (Fund SP 402, Subfund 404)	11,647,000
End of Year Fund Balance	<u>37,643,000</u>
Total	<u>\$307,195,000</u>

TRANSPORTATION AND PUBLIC WORKS
Transit Operations Fund
(Fund ET 411, Subfund 411)

<u>Revenues:</u>	<u>2019-20</u>
Carryover	\$1,278,000
Transfer from Fund 402 for Transit Operations	\$84,000,000
Transfer from Countywide General Fund (Fund GF 010, Subfund 010) for Maintenance of Effort	207,660,000
Transit Fares and Fees	81,937,000
State Grants - Transportation Disadvantaged Program	6,952,000
Other Revenues	<u>16,955,000</u>
Total	<u>\$398,782,000</u>

<u>Expenditures:</u>	
Operating Expenditures	\$392,643,000
Reserve for SMART Plan Operations, Maintenance and Upgrades	1,078,000
South Florida Regional Transportation Authority Operating and Capital Subsidy	4,235,000
Transfer to Fund 416/417 for Transit Debt Service (Non-PTP Debt Service)	<u>826,000</u>
Total	<u>\$398,782,000</u>

Transit Non-Capital Grants
(Fund ET 413, Subfund 413)

<u>Revenues:</u>	<u>2019-20</u>
State Grants - JPA Urban Corridor Program	\$5,743,000
State Operating Assistance Grant	21,952,000
Federal Grant - Bridge Inspection Program	<u>1,000,000</u>
Total	<u>\$28,695,000</u>

<u>Expenditures:</u>	
Transit Grant Program Expenditures	<u>\$28,695,000</u>

TRANSPORTATION AND PUBLIC WORKS
Transit Debt Service
(Funds 416 and 417)

<u>Revenues:</u>	<u>2019-20</u>
Federal Subsidy Receipts (Series 2010B Bonds)	\$2,551,000
Federal Subsidy Receipts (Series 2010D Bonds)	599,000
Transfer from PTP Revenue Fund SP 402 For PTP Debt Service	74,907,000
Transfer from Transit Operating Fund ET 411 for Non-PTP Debt Service	<u>826,000</u>
Total	<u>\$78,883,000</u>
 <u>Expenditures:</u>	
Series 2009 Transit System Sales Surtax Payments	\$5,316,000
Series 2010 Transit System Sales Surtax Payments	11,081,000
Series 2012 Transit System Sales Surtax Payments	25,777,000
Series 2015 Transit System Sales Surtax Payments	15,102,000
Series 2017 Transit System Sales Surtax Payments	5,517,000
Series 2018 Transit System Sales Surtax Payments	8,752,000
Series 2019 Transit System Sales Surtax Payments	5,913,000
Series 2010 D Rezoning Bonds	<u>1,425,000</u>
Total	<u>\$78,883,000</u>

OFFICE OF THE CITIZENS' INDEPENDENT TRANSPORTATION TRUST
(Fund ET 420, Subfund 420)

<u>Revenues:</u>	<u>2019-20</u>
Transfer from People's Transportation Plan Fund (Fund SP 402)	<u>\$2,866,000</u>
 <u>Expenditures:</u>	
Operating Expenditures	<u>\$2,866,000</u>

SEAPORT
(Fund ES 420, Subfund 001)

<u>Revenues:</u>	<u>2019-20</u>
Carryover	\$121,053,000
Fees and Charges	188,802,000
State Comprehensive Enhanced Transportation System (SCETS) Revenues	<u>17,000,000</u>
Total	<u>\$326,855,000</u>
 <u>Expenditures:</u>	
Operating Expenditures	\$110,541,000
Administrative Reimbursement	3,500,000
Transfer to Seaport Bond Service Account (Fund ES 423)	46,126,000
Transfer to Seaport General Fund (Fund ES 424)	44,173,000
Ending Cash Balance (Reserves)	<u>122,515,000</u>
Total	<u>\$326,855,000</u>

**SEAPORT GENERAL FUND
(Fund ES 424, Subfund 241)**

<u>Revenues:</u>	<u>2019-20</u>
Transfer from Port of Miami Revenue Fund (Fund ES 420)	<u>\$44,173,000</u>
<u>Expenditures:</u>	
Principal and Interest Payments	\$43,248,000
Non-operating Expenditures	<u>925,000</u>
Total	<u>\$44,173,000</u>

**PARKS, RECREATION AND OPEN SPACES
Venetian Causeway Operating Fund
(Fund EN 438, Subfund 001)**

<u>Revenues:</u>	<u>2019-20</u>
Carryover	\$9,643,000
Causeway Toll Revenue	5,860,000
Interest Earnings	<u>32,000</u>
Total	<u>\$15,535,000</u>
<u>Expenditures:</u>	
Operation and Maintenance	\$2,790,000
Transfer to Capital Fund (Fund EN 438, Subfund 002)	2,550,000
Transfer to Debt Service (Fund EN 438, Subfund 007)	729,000
Reserve	<u>9,466,000</u>
Total	<u>\$15,535,000</u>

**PARKS, RECREATION AND OPEN SPACES
Venetian Causeway Debt Service Fund
(Fund EN 438, Subfund 007)**

<u>Revenues:</u>	<u>2019-20</u>
Transfer from Operating Fund (Fund EN 438 Subfund 001)	<u>\$729,000</u>
<u>Expenditures:</u>	
Debt Service Payment for FY 2007-08 Sunshine Loan Restructured in Series 2011A Loan	\$139,000
Debt Service Payment for Capital Asset Series 2010 Bonds	325,000
Debt Service Payment for Capital Asset Series 2016 Bonds	<u>265,000</u>
Total	<u>\$729,000</u>

PARKS, RECREATION AND OPEN SPACES
Rickenbacker Causeway Operating Fund
(Fund ER 430, Various Subfunds)

<u>Revenues:</u>	<u>2019-20</u>
Carryover	\$13,397,000
Rickenbacker Tolls, Transponders and Other Revenues	12,421,000
Intradepartmental Transfers	149,000
Interest Earnings	200,000
Miscellaneous Revenues	<u>115,000</u>
Total	<u>\$26,282,000</u>
<u>Expenditures:</u>	
Causeway Toll Operations and Maintenance	\$5,652,000
Transfer to Causeway Capital Fund (Fund ER 431)	5,001,000
Transfer to Causeway Capital Fund for Renewal and Replacement (Fund ER 431)	1,092,000
Transfer to Causeway Debt Service Fund (Fund ER 432 and ER 433)	2,682,000
Transfer to Village of Key Biscayne	365,000
Intradepartmental Transfers	149,000
Operating and Maintenance Reserve (Bond Restriction)	761,000
Operating Reserve	<u>10,580,000</u>
Total	<u>\$26,282,000</u>

PARKS, RECREATION AND OPEN SPACES
Rickenbacker Causeway Debt Service Fund
(Fund ER 432 and ER 433, Various Subfunds)

<u>Revenues:</u>	<u>2019-20</u>
Transfer from Causeway Operating Fund (Fund ER 430)	<u>\$2,682,000</u>
<u>Expenditures:</u>	
Debt Service Payment for FY 2007-08 Sunshine Loan	\$270,000
Debt Service Payment for Capital Asset Series 2010 Bonds	352,000
Debt Service Payment for Rickenbacker Capital Asset Series 2014 Bonds	<u>2,060,000</u>
Total	<u>\$2,682,000</u>

DEPARTMENT OF SOLID WASTE MANAGEMENT
Waste Collection Operations
(Fund EW 470, Subfunds 470, 471, and 473)

<u>Revenues:</u>	<u>2019-20</u>
Carryover	\$3,756,000
Collection Fees and Charges	164,883,000
Sale of Recyclable Materials	1,414,000
Interest	<u>112,000</u>
Total	<u>\$170,165,000</u>
<u>Expenditures:</u>	
Garbage and Trash Collection Operations	\$153,670,000
Waste Service Area Non-Ad Valorem Distribution Cost	1,775,000
Transfer to Note Payable (Debt Service Fund 470)	6,171,000
Transfer to Capital Projects (Fund EW 470, Subfund C10)	600,000
Intradepartmental Transfer to Disposal	1,542,000
Reserves	<u>6,407,000</u>
Total	<u>\$170,165,000</u>

DEPARTMENT OF SOLID WASTE MANAGEMENT
Waste Disposal Operations
(Fund EW 490, Subfunds 491, 493, and 499)

<u>Revenues:</u>	<u>2019-20</u>
Carryover	\$209,518,000
Disposal Fees	122,297,000
Transfer Fees	8,451,000
Resources Recovery Energy Sales	10,308,000
Interest	1,000,000
Utility Service Fee	17,180,000
Intradepartmental Transfer from Collections	<u>1,542,000</u>
Total	<u>\$370,296,000</u>
<u>Expenditures:</u>	
Disposal Operations	\$146,939,000
Transfer to Subfund DS0, Bond Debt Service	11,727,000
Transfer to Fleet Financing Note Payable (Debt Service Fund 490)	4,623,000
Transfer to Capital Projects (Subfunds C10 and RR0)	17,437,000
Reserve	<u>189,570,000</u>
Total	<u>\$370,296,000</u>

DEPARTMENT OF SOLID WASTE MANAGEMENT
Rate Stabilization Reserve
(Fund EW 490, Subfund GR0)

<u>Revenues:</u>	<u>2019-20</u>
Restricted Carryover	\$20,700,000
Proceed Earnings	<u>372,000</u>
Total	<u>\$21,072,000</u>
<u>Expenditures:</u>	
Rate Stabilization Reserve	<u>\$21,072,000</u>

JACKSON HEALTH SYSTEMS
County Public Hospital Sales Tax
(Fund SD 510, Subfund 510)

<u>Revenues:</u>	<u>2019-20</u>
Sales Surtax	<u>\$276,780,000</u>
<u>Expenditures:</u>	
Transfer to Jackson Health Systems	<u>\$276,780,000</u>

STATE REVENUE SHARING
(Fund 51-510, Subfund 512)

<u>Revenues:</u>	<u>2019-20</u>
Entitlement as a County	\$66,937,000
Entitlement as a Municipality	<u>48,210,000</u>
Total	<u>\$115,147,000</u>

<u>Expenditures:</u>	
Transfer to Countywide General Fund (Fund GF 010, Subfund 010)	66,937,000
Transfer to UMSA General Fund (Fund GF 010, Subfund 010)	<u>48,210,000</u>
Total	<u>\$115,147,000</u>

LOCAL GOVERNMENT HALF-CENT SALES TAX
(Fund 51-510, Subfund 513)

<u>Revenues:</u>	<u>2019-20</u>
Countywide Sales Tax Receipts	\$59,681,000
Unincorporated Municipal Service Area (UMSA) Sales Tax Receipts	<u>113,539,000</u>
Total	<u>\$173,220,000</u>

<u>Expenditures:</u>	
Transfer to Countywide General Fund (Fund GF 010, Subfund 010)	\$59,681,000
Transfer to UMSA General Fund (Fund GF 010, Subfund 010)	<u>113,539,000</u>
Total	<u>\$173,220,000</u>

MIAMI-DADE COUNTY SELF INSURANCE FUND (HEALTH)
(Fund IS 541, Subfund 001 thru 005)

<u>Revenues:</u>	<u>2019-20</u>
Employer Contribution	\$458,797,000
Dependent Premiums	<u>107,154,000</u>
Total	<u>\$565,951,000</u>

<u>Expenditures:</u>	
Medical	\$536,191,000
Dental/Vision	17,332,000
Life	<u>12,428,000</u>
Total	<u>\$565,951,000</u>

ANIMAL SERVICES DEPARTMENT
Trust Fund
(Fund TF 600, Subfund 022, Project 022111)

<u>Revenues:</u>	<u>2019-20</u>
Donations, Grants, and Other Revenue	<u>\$122,000</u>
<u>Expenditures:</u>	
Operating Expenditures	<u>\$122,000</u>

CORRECTIONS AND REHABILITATION
Inmate Welfare Trust Fund
(Fund TF 600, Subfund 601)

<u>Revenues:</u>	<u>2019-20</u>
Miscellaneous Revenues	\$13,000
Transfer from Special Revenue Operations (Fund SO 110, Subfund 111)	<u>770,000</u>
Total	<u>\$783,000</u>
<u>Expenditures:</u>	
Operating Expenditures	<u>\$783,000</u>

REGULATORY AND ECONOMIC RESOURCES
Biscayne Bay Restoration and Shoreline Stabilization
(Fund TF 600, Subfund 601, Various Projects)

<u>Revenues:</u>	<u>2019-20</u>
Biscayne Bay Environmental Trust Fund	\$1,000,000
Intrafund Transfer from Biscayne Bay Trust Fund	14,000,000
Florida Inland Navigation District	<u>100,000</u>
Total	<u>\$15,100,000</u>
<u>Expenditures:</u>	
Intrafund Transfer Expenditure	\$14,000,000
Construction Expenditures	<u>1,100,000</u>
Total	<u>\$15,100,000</u>

MIAMI-DADE POLICE DEPARTMENT (MDPD)
Miscellaneous Trust Fund
(Fund TF 600, Subfund 601, Various Project Details)

<u>Revenues:</u>	<u>2019-20</u>
Carryover	\$2,669,000
Interest Income	17,000
Fines and Forfeitures	301,000
Miscellaneous	<u>260,000</u>
Total	<u>\$3,247,000</u>
<u>Expenditures:</u>	
Operating Expenditures	\$673,000
Reserve for Future Expenditures	<u>2,574,000</u>
Total	<u>\$3,247,000</u>

MIAMI-DADE POLICE DEPARTMENT (MDPD)
Law Enforcement Trust Fund
(Fund TF 600, Subfunds 602, 603, 604)

<u>Revenues:</u>	<u>2019-20</u>
Carryover	\$6,370,000
Interest Income	90,000
Fines and Forfeitures	<u>3,400,000</u>
Total	<u>\$9,860,000</u>
<u>Expenditures:</u>	
Miami-Dade Police Department -- Investigative and Special Enforcement	\$7,899,000
Property and Evidence Vault	154,000
Reserve for Future Expenditures	<u>1,807,000</u>
Total	<u>\$9,860,000</u>

COUNTY TRANSPORTATION TRUST FUND
(Fund 51-510, Subfund 511)

<u>Revenues:</u>	<u>2019-20</u>
Local Option Six-Cent Gas Tax	\$45,292,000
Capital Improvement Local Option Three-Cent Gas Tax	20,995,000
State Gas Tax	9,215,000
Constitutional Gas Tax (20%)	4,251,000
Constitutional Gas Tax (80%)	17,465,000
Motor Fuel Tax	34,000
"Ninth-Cent" Gas Tax	<u>11,549,000</u>
Total	<u>\$108,801,000</u>
<u>Expenditures:</u>	
Transfer to Countywide General Fund (Fund GF 010, Subfund 010) for Transportation Expenditures	\$70,341,000
Transfer to Capital Improvements Local Option Gas Tax Fund 337, Subfund 337	20,995,000
Transfer to Secondary Road Program Fund 330 and 331, Subfunds 332, 333, and 334	<u>17,465,000</u>
Total	<u>\$108,801,000</u>

**COMMUNITY ACTION AND HUMAN SERVICES
(Fund SD 611)**

<u>Revenues:</u>	<u>2019-20</u>
Transfer from Countywide General Fund (Fund GF 010, Subfund 010)	\$3,346,000
Federal Grants	2,360,000
Other Revenues	<u>75,000</u>
Total	<u>\$5,781,000</u>
 <u>Expenditures:</u>	
Operating Expenditures	<u>\$5,781,000</u>

**COMMUNITY ACTION AND HUMAN SERVICES
(Fund SC 630)**

<u>Revenues:</u>	<u>2019-20</u>
Transfer from Countywide General Fund (Fund GF 010, Subfund 010)	\$29,381,000
Federal Grants	101,010,000
State Grants	2,278,000
Other Revenues	1,413,000
Interagency Transfers	<u>2,335,000</u>
Total	<u>\$136,417,000</u>
 <u>Expenditures:</u>	
Operating Expenditures	<u>\$136,417,000</u>

**MIAMI-DADE ECONOMIC ADVOCACY TRUST
Affordable Housing Program
(Fund SC 700, Subfund 700, Project 700003)**

<u>Revenues:</u>	<u>2019-20</u>
Carryover	\$6,702,000
Interest Earnings	100,000
Surtax Loan Payback	1,000
Documentary Stamp Surtax	<u>2,500,000</u>
Total	<u>\$9,303,000</u>
 <u>Expenditures:</u>	
Affordable Housing Operating Expenditures	\$2,625,000
Transfer to the Office of the Executive Director and Administration (Fund GF 030, Subfund 020)	250,000
Reserves	<u>6,428,000</u>
Total	<u>\$9,303,000</u>

CORRECTIONS AND REHABILITATION
Grants
(Fund SO 720)

<u>Revenues:</u>	<u>2019-20</u>
Criminal Alien Assistance (Department of Justice)	\$1,000,000
Second Chance for Incarcerated Parents with Minor Children (Department of Justice)	<u>466,000</u>
Total	<u>\$1,466,000</u>
<u>Expenditures:</u>	
Operating Expenditures	<u>\$1,466,000</u>

ELECTIONS
(Fund SO 720, Subfund 720)

<u>Revenues:</u>	<u>2019-20</u>
State Grant - Poll Worker Recruitment/Training	<u>\$224,000</u>
<u>Expenditures:</u>	
Operating Expenditures	<u>\$224,000</u>

REGULATORY AND ECONOMIC RESOURCES
Grant Fund
(Fund SO 720, Subfund 720)

<u>Revenues:</u>	<u>2019-20</u>
State and Federal Environmental Grants	<u>\$4,385,000</u>
<u>Expenditures:</u>	
Operating Expenditures	<u>\$4,385,000</u>

MIAMI-DADE FIRE RESCUE
State Grant Awards
(Fund SO 720, Subfund 720)

<u>Revenues:</u>	<u>2019-20</u>
State and Federal Environmental Grants	<u>\$344,000</u>
<u>Expenditures:</u>	
Miami-Dade Objectives	\$300,000
City of Miami Fire Rescue Department	27,000
City of Miami Beach Fire Rescue Department	5,000
City of Hialeah Fire Rescue Department	9,000
City of Coral Gables Fire Rescue Department	2,000
Village of Key Biscayne Fire Rescue Department	<u>1,000</u>
Total	<u>\$344,000</u>

MIAMI-DADE FIRE RESCUE
Federal Grant
(Fund SO 720, Subfund 720)

<u>Revenues:</u>	<u>2019-20</u>
Assistance to the Firefighter	\$870,000
Port Security	<u>2,600,000</u>
Total	<u>\$3,470,000</u>
<u>Expenditures:</u>	
Grant Objectives	<u>\$3,470,000</u>

**MIAMI-DADE FIRE RESCUE
Urban Search and Rescue
(Fund SO 720, Subfund 720)**

<u>Revenues:</u>	<u>2019-20</u>
Federal Emergency Management Grant	<u>\$1,001,000</u>

<u>Expenditures:</u>		<u>2019-20</u>
Grant Objectives		<u>\$1,001,000</u>

**MIAMI-DADE FIRE RESCUE
Emergency Management
(Fund SO 720, Subfund 720)**

<u>Revenues:</u>	<u>2019-20</u>
State Grants	\$116,000
Federal Grants	<u>2,754,000</u>
Total	<u>\$2,870,000</u>

<u>Expenditures:</u>	<u>2019-20</u>
Operating Expenditures	<u>\$2,870,000</u>

**MIAMI-DADE POLICE DEPARTMENT (MDPD)
Operating Grant Fund
(Fund SO 720, Subfund 720)**

<u>Revenues:</u>	<u>2019-20</u>
COPS Hiring Program Grant	\$1,683,000
Justice Assistance Grant (JAG) Program	757,000
State Grants	714,000
Federal Grants	6,774,000
Interfund Transfer	<u>2,043,000</u>
Total	<u>\$11,971,000</u>

<u>Expenditures:</u>	<u>2019-20</u>
COPS Hiring Program Grant	\$3,397,000
Justice Assistance Grant (JAG) Program	757,000
Distribution of Funds for Municipal Expenditures (Stonegarden)	126,000
Operating Expenditures	<u>7,691,000</u>
Total	<u>\$11,971,000</u>

**JUVENILE SERVICES
Grant Fund
(Fund SO 720, Subfund 720 and 721)**

<u>Revenues:</u>	<u>2019-20</u>
Department of Juvenile Justice Grant	\$883,000
Juvenile Justice Diversion Alternative Program	781,000
Juvenile Treatment Alternatives for Safe Communities	343,000
Byrne Grant	<u>155,000</u>
Total	<u>\$2,162,000</u>

<u>Expenditures:</u>	<u>2019-20</u>
Operating Expenditures	<u>\$2,162,000</u>

**OFFICE OF MANAGEMENT AND BUDGET
Federal Grants
(Fund SO 720, Subfund 720)**

<u>Revenues:</u>	<u>2019-20</u>
Community-based Crime Reduction	\$500,000
Opioid Affected Youth Initiative	<u>475,000</u>
Total	<u>\$975,000</u>
<u>Expenditures:</u>	
Administrative Expenditures	\$329,000
Allocation to Contractual Services	<u>646,000</u>
Total	<u>\$975,000</u>

**OFFICE OF MANAGEMENT AND BUDGET
Ryan White Grant Program
(Fund SO 720, Subfund 720)**

<u>Revenues:</u>	<u>2019-20</u>
Ryan White Title I	<u>\$30,000,000</u>
<u>Expenditures:</u>	
Administrative Expenditures	\$1,462,000
Allocation to Contractual Services	<u>28,538,000</u>
Total	<u>\$30,000,000</u>

**CULTURAL AFFAIRS
State and Federal Grants
(Fund SO 720, Subfund 720 and 721)**

<u>Revenues:</u>	<u>2019-20</u>
Transfer from Tourist Development Tax (Fund ST 150, Subfund 151)	\$125,000
State of Florida Artistic Automobile License Tag Revenue	25,000
Carryover	35,000
Other Revenues	<u>71,000</u>
Total	<u>\$256,000</u>
<u>Expenditures:</u>	
Grants to/Programs for Artists and Non-Profit Cultural Organizations	\$25,000
South Florida Cultural Consortium Projects	<u>231,000</u>
Total	<u>\$256,000</u>

**HOMELESS TRUST
Grants
(Fund SO 720, Subfund 723)**

<u>Revenues:</u>	<u>2019-20</u>
U.S. Department of Housing and Urban Development Grants	\$30,323,000
Florida Department of Children and Family Grants	<u>502,000</u>
Total	<u>\$30,825,000</u>
<u>Expenditures:</u>	
Grant Allocations	<u>\$30,825,000</u>

SPECIAL ASSESSMENT FUNDS
Special Taxing Districts-Administration
(Fund SO 900, Subfund 900)

<u>Revenues:</u>	<u>2019-20</u>
Special Taxing Districts FY 2018-19 Assessments - Various Districts	<u>\$2,949,000</u>

<u>Expenditures:</u>	
Special Taxing Districts Administration	<u>\$2,949,000</u>

SPECIAL ASSESSMENT FUNDS
Special Taxing Districts-Lighting
(Fund SO 900, Subfund 901)

<u>Revenues:</u>	<u>2017-18</u>
Carryover -- Lighting Districts	\$1,453,886
Special Taxing Districts FY 2019-20 Assessments -- Lighting Districts	<u>10,319,907</u>
Total	<u>\$11,773,793</u>

<u>Expenditures:</u>	
A & R Subdivision	\$510
A & S Industrial Park	9,391
AB at Tamiami Airport 1	754
AB at Tamiami Trail	95,617
Abbro Subdivision	910
Abel Homes at Naranja Villas	2,584
Acapulco Homes	4,156
Adrian Builders at Tamiami	971
Adventure Homes	23,306
Aileen Subdivision	620
Air Park Industrial	4,575
Aladdin Subdivision	1,399
Alco Estates and Additions 1-5	9,731
Alexa Subdivision	326
Alexandria Estates	3,803
Ali Subdivision	907
Alina Estates	2,084
Allapattah	26,510
Allison Estates	3,366
Alturas de Buena Vista	451
American Homes	16,685
American Homes First Addition	12,932
Americas at Miller	4,428
Amerihomes	7,693
Amigo's Subdivision	336
Amore Subdivision	1,668
Anabah Gardens	668
Anaco Estates	1,803
Anaco Estates First Addition	1,425
Anderson Heights	29,242
Andrade Subdivision	2,894
Anta Subdivision One	838
Arien Subdivision One and Two	2,528
Arien Subdivision Section Three	1,292
Aristotle Subdivision	39,256
ASA Subdivision	2,388
Ashly Subdivision	451
Auto Nation Perrine East	1,064
AV Subdivision	207
Avanti 10 Subdivision	1,442
Bailes Common	1,452
Bailes Common First Addition	4,478
Bailes Common Second Addition	171

Balani Subdivision	4,995
Balmoral Subdivision	2,779
Barcelona Estates	2,912
Barima Estates	10,757
Baroque Estates	568
BBE Subdivision	3,567
Beacon at 97 Ave	540
Beacon at Doral	3,067
Beacon Centre	24,908
Beacon Lakes Phase One	6,264
Bel Aire	18,961
Belen Estates	2,725
Ben Granoff Park	4,063
Benson Lakes	2,397
Bent Tree Briarcliff	908
Bent Tree Commercial Park	2,907
Bent Tree Section Three	4,362
Beverly Estates	12,936
BHM East Campus Expansion	791
Biarritz Subdivision Phase One	699
Biarritz Subdivision Phase Two	953
Big Five Homes	509
Bilbao Estates	5,915
Bird Estates	2,623
Bird Gardens Subdivision	3,629
Bird Lakes South Addition Three	1,970
Bird Lakes South Section Four	6,310
Bird Lakes South Section One	6,706
Bird Lakes South Section Three	10,821
Bird Road Highlands	13,750
Bird Road Properties	2,677
Bird South	1,539
Biscayne	50,838
Biscayne Drive Estates	11,329
Biscayne Gardens	8,604
Biscayne Gardens Addition Two	13,211
Biscayne Gardens Third Addition	21,982
Biscayne Manning	13,610
Biscayne Manning First Addition	4,540
Biscayne Pines	14,652
Biscayne Point South	2,733
Biscayne Villas	6,008
Bismark Estates	637
Bismark Homes	3,608
Black Creek Homes	2,166
Blue Heaven Landing	928
Bluewaters Subdivision	37,596
BMS Kendale Lakes	588
BMS Kendall	2,142
BMS Ojus	672
Bonita	10,494
Bonita Golf View	2,001
Bonita Golf View Part Two	3,907
Bonita Grand Estates South	18,275
Brandon Park	19,131
Breckenridge Estates	1,646
Breeze at Galloway	5,291
Bridgeport Villas	736
Brighton Meadow	8,369
Bristol at Kendall	417
Bristol Park Two	2,362
Bristol Pointe	1,584
Brownsville	175,909
Buddy's Paradise	2,046
Cadiz Estates	802
California Club Estates	1,444
California Hills	8,403
Camino Real First Addition	5,214
Canero's Oak	354
Cantal West Industrial Park	548
Cantelope	4,895

Canton Subdivision	3,681
Canton Subdivision First Addition	1,390
Cape Florida	9,396
Capri Homes	1,212
Caribbean Palms	8,758
Caribe Lakes Phase One	3,336
Caribe Subdivision	1,854
Carmichael Estates	870
Carol City	325,852
Carol City First Addition	2,372
Cartal Subdivision	659
Casa Lago	5,248
Casa Lago First Addition	2,380
Casa Matias	2,303
Casario Business Park	1,608
Castcana Estates	1,791
Castillian Subdivision	573
Cauley Palisades	940
Cedar West Homes	11,833
Cedar West Homes Two	4,023
Cenal Estates	20,140
Central Canal	29,446
Central Heights	12,038
Central Miami	13,034
Central Miami Addition One	9,916
Central Park Estates	554
Centro Villas North	3,005
Century Estates and First Addition	23,415
Century Gardens	28,017
Century Gardens at Tamiami	6,264
Century Gardens Village	4,578
Century Park Place	83
Century Park Villas	3,928
Century Prestige	4,458
Century Townhomes at Bird Road	2,770
Chadustry Estates	4,018
Chana Rose Estates	1,609
Chateau Royal Estates	5,248
Chateaubleau Mansions	2,596
Chediak Subdivision	1,240
Chediak Subdivision 1st Addition	168
Children's Plaza	1,629
Chiu Subdivision	838
Christopher Gardens	8,741
Christy's Estates	4,239
Circle Creek Apartments	1,429
CLC Subdivision	923
CMGD Subdivision	1,414
Coco Palm Estates	6,078
Colonial Drive	186,209
Colonnade	9,893
Community Partnership South	11,780
Coral Bird Homes Subdivision Phase One	4,424
Coral Bird Homes Subdivision Phase Two	1,824
Coral Highlands	16,106
Coral Pines	25,629
Coral Reef Nurseries	23,094
Coral Terrace Section One	2,200
Coral Town Park	6,546
Coral Way Estates	8,194
Coral West Heights	16,282
Coral West Homes	1,146
Cordoba Estates Section Four	739
Cordoba Estates Section One	2,643
Cordoba Estates Section Two	3,869
Corsica	11,251
Corsica Place	31,802
Cosar Subdivision	6,115
Cosmopolitan Roadway	6,755
Costa Azul Homes	722
Costa Bonita	483

Costa Dorada	1,316
Costa Linda	2,141
Costa Verde	5,890
Costall Doral East	3,575
Country Club of Miami Estates	40,456
Country Lakes Manors	38,826
Country Lakes Manors Section Two	61,129
Country Park Estates	836
Countryside and First Addition	18,839
Courts at Tuscany	7,953
Courts at Tuscany North	1,881
Courts at Tuscany Phase Two	2,724
Coventry	6,754
Cres Estates	2,096
Cres Subdivision	1,997
Crestview Lakes	16,344
Crestview Lakes First and Second Additions	16,381
Cristianne Estates	875
Cudimar at Black Point Marina	26,502
Cutler Bay Palms	13,628
Cutler Breeze	2,829
Cutler Country Estates	1,985
Cutler Country Groves	8,296
Cutler Country Groves First Addition	18,379
Cutler Lake Homes Phase One	2,461
Cutler Ridge	38,351
Cutler Ridge Addition One	104,759
CVS at Coral Way	777
CW 144 Subdivision	2,539
Dadeland Forest Estates	956
Dadeland Park	7,427
Dadesky Subdivision	3,773
Daily First Addition	1,145
Daily Subdivision	1,078
Danielle Patrick Subdivision	3,721
Darlington Manor	24,332
Datorre	1,614
Daxal subdivision	12,336
DCP SubdivisionFirst Addition	656
Deer Creek Estates	1,496
Deer Creek Estates & First Addition	3,342
Deering Point Subdivision	2,705
Digna Gas Station	1,080
Dimara Subdivision	1,003
Dimauro Subdivision	249
Dimensions at Doral	1,058
Divine Savior	2,164
Dolphin View	810
Dolphmac	1,267
Don Elias Estates	5,519
Doral Breeze	11,071
Doral Commerce Park	5,112
Doral Commons Residential and Commercial	1,303
Doral Concourse	1,518
Doral Equestrian Center	395
Doral International Park	1,029
Doral Isles Antilles	48,832
Doral Isles North Section Three	1,013
Doral Isles North Sections 1 & 2	22,283
Doral Landings	14,794
Doral Meadows First Addition	2,748
Doral Park	52,070
Doral Pointe Shopping Center	517
Doral Public Works Facility	1,930
Doral Terrace	5,062
Doranda Subdivision	5,122
DVH Estates	12,184
Eagles Point First Addition	1,231
Eagles Point Subdivision	1,667
East Golf Park	22,786
Ed Mar Estates	1,413

Eden Lake	3,781
EFM Estates Sections 1-4	55,232
Egret Lakes Homes	24,909
Elise Estates	7,960
Emerald Isles	5,141
Emerald Lakes Estates	5,664
Emerald Oaks	1,737
Emerald Point	1,338
Enchanted Lakes	4,610
Enchanted Place, Two & Three	6,657
Enclave at Black Point Marina	24,921
Enclave at Doral	2,967
Erica Gardens	6,861
Esplanadas Dreams	2,130
Esquerro Estates	2,508
Estate Homes	5,570
Estate Homes Second Addition	1,291
Estate Homes Third Addition	562
Estates Mansions First Addition	10,856
Ethereal Subdivision	3,048
Eureka Creek	1,559
Eureka Estates	3,331
Eurosuites at Doral	4,862
Eve Estates	5,595
Evergreen Garden Estates	8,398
Expressway Industrial Park	9,567
Fantasy Homes	4,972
Fantasy One	8,419
Farmland Development	482
Fava Estates	2,368
FC Subdivision	13,832
FEDEX Ground Facility	90
Fedy Estates	757
Ferel Subdivision	444
Fernal Subdivision	2,533
Five Stars	281
Flamingo Farms Estates	7,729
Flamingo Homes	10,133
Flamingo Village	11,380
Flightways Subdivision	3,266
Florencia Estates	6,439
Forest Lake Paradise	1,676
Forest Lakes	56,490
Forest View	13,658
Gabriella Estates	1,408
Galloway Estates	1,499
Galloway Glen	55,497
Garden Cove Estates	8
Garden Hills Subdivision	38,116
Garden Hills West	38,741
Garson Subdivision Section One	3,389
Gasser Subdivision	392
GB Estates	14,640
GC Corp IAD	2,218
Gefen Equity Commercial Subdivision	1,156
Gefen Maisel Subdivision	497
Gem Homes	22,444
Genstar	2,637
Glenwood Park Estates	3,728
Gold Dream Estates	1,120
Golden Glades	14,901
Goldvue	1,675
Golf Park Minton Manor Fairmont	26,660
Gordon Estates	1,947
Goulds	85,435
Goulds Hammock Estates	2,563
Gran Central	88,136
Granada Homes Estates	1,133
Granada Ranch Estates	2,139
Grand Bay at Doral	22,868
Grand Lakes	62,550

Grand Manor Villas	2,630
Habitat Homes South	4,133
Hainlin Mill Estates	462
Hainlin Mills Park View	1,091
Hainlin Reef North	1,764
Hammock Plaza	982
Hammock Shores Third Addition	5,232
Hammocks Estates	12,767
Hammocks Shores	6,208
Hammocks Shores Second Addition	4,592
Hampton Apartments	4,194
Happy Farms Acres	16,238
Hardin Hammocks Estates	3,314
Hardwood Village	8,893
Hartford Place	15,091
Hawksnest	2,272
Hawksnest First Addition	1,256
Hawksnest Second Addition	961
Heavenly Estates	2,022
Helena Homes	8,358
Helena Homes First Addition	712
Hermilio Subdivision	1,598
Heti Subdivision	508
Hibiscus Gardens	2,681
Hidden Grove	6,043
Highland at Kendall	6,906
Highland Gardens	10,263
Highland Kendall First Addition	7,886
Highland Lakes Estates	1,041
Highland Sparling	40,990
Hilda's Estates Subdivision	3,565
Homestar Landings	4,613
Howard Drive	34,433
Hughes West Subdivision	3,962
Ibis Villas	2,221
Ibis Villas at Doral	4,845
Intag Manor First Addition	1,417
Interion Homes	884
Interlaken	6,037
International Corporate Park	29,663
International Gardens	73,598
Isabella Estates	584
Isabella Homes	1,423
Isla Margarita at Doral	998
Islands at Doral	17,013
Islands at Doral First Addition	17,911
Islands at Doral Northwest	17,783
Islands at Doral Townhomes	3,026
Ives Estates	47,962
Jacarandas at Sunset	2,303
Jackson South Community Hospital	4,286
Jacqueline Gardens	629
Jane Plaza	1,142
JAR Subdivision	533
Argute Subdivision	2,966
JC Kern Estates	8,992
Jeannie Forest	4,208
Jefferson at Doral	3,792
Jessalyn Subdivision	14,130
Juan David Subdivision	1,006
Kaiser Subdivision	786
Karameros Falls	947
Kayla's Place	14,833
Kendal and Center	2,392
Kendall Breeze	8,341
Kendall Country Est. Country Walk	13,552
Kendall Family Estates Phase One	12,771
Kendall HammocksShopping Center	1,259
Kendall Home Depot	845
Kendall Town Center	29,458
Kendall Village West	2,734

Kendalland	30,406
Kendallwood	9,871
Kendallwood Industrial Park Replat	4,568
Kenellen Subdivision	1,101
Kenwood Estates	1,127
Kessler Grove Section One	9,718
Kessler Grove Section Two	7,598
Kessler Groves Sections Three and Four	21,956
Key Biscayne One	18,565
Key Biscayne Two	7,434
Keystone	7,929
Kingdom Dreams	7,783
King's Estates	1,924
King's Homes	1,730
Koki Estates	889
Koki Estates First Addition	839
Kristina Estates	17,254
Krizia Subdivision Fifth Addition	2,209
Krizia Subdivision First Addition	4,907
Krizia Subdivision Fourth Addition	2,986
Krizia Subdivision Third Addition	1,542
La Costa at Old Cutler Section One	4,278
La Costa at Old Cutler Section Two	2,243
La Espada	4,035
La Joya Apartments	4,349
Laffitte Subdivision	2,177
Lago del Mar	44,199
Lago Mar First Addition	5,076
Lago Mar South	7,965
Laguna Ponds Sections One and Two	38,987
Lake Arcola	7,776
Lake Frances Subdivision	13,710
Lake Park	10,506
Lakes by the Bay Section Fourteen	13,273
Lakes by the Bay South Commons	91,823
Lakes of Avalon	19,531
Lakes of Tuscany Phase One	11,931
Lakeside Commercial Park	581
Lakeview	31,481
Landmark at Doral	15,138
Laroc Estates	7,345
Laroc Subdivision	189
Larose Subdivision	911
Las Palmas	12,078
Laurel Hill Park	11,572
Lauren's Pond	4,428
Lazarus on Richmond	10,039
Le Chelle Estates	5,917
Le Mirage	5,684
Lee Manor	15,818
Lee Manor First Addition	14,912
Lejeune Terminals	32,981
Les Jardins / Secret Garden	930
Leti Subdivision	2,528
Leti Subdivision First Addition	1,294
Leti Subdivision Third Addt.	930
Leyva Subdivision	1,477
Liberty City	90,551
Liberty Plaza	4,281
Lilandia Subdivision	2,696
Limewood Groves	26,227
Little Gables	22,851
Little Plantations of Miami	20,524
Little River Acres	9,264
Llanos at Bird Road	1,399
Llauro Subdivision	468
London Square	7,847
Lorant Enterprises at Tamiami	1,154
Loyola Westbrooke	5,319
Luisangel Subdivision	727
Luz Estela South	6,896

Luz Marina Estates	688
Magnolia Landing	5,981
Magnolia Manors	1,042
Majestic Estates	30,595
Majestic Homes	8,349
Mako Subdivision	799
Mandarin Lakes and First Addition	29,276
Mandy Subdivision	13,263
Mangus Subdivisions Sections One and Two	16,536
Mansions at Sion	3,280
Mansions of Pine Glenn	1,469
Maralex Homes	14,101
Marbella Estates	1,459
Marbella Park	7,331
Mardel Estates	3,978
Marfer Subdivision	845
Margarita's Estates	4,555
Maria Gardens	9,235
Marien Subdivision	4,469
Marpi Homes	5,433
Marquesa Subdivision	935
Marta Subdivision	670
Martex BusinessCenter and First Add.	3,363
Mashta Island	2,306
Mastrapa Estates	482
Matah Subdivision	315
Mayito Estates	250
Mayte South	3,975
Mayte Subdivision	6,781
MDPD North District Station	1,528
Meadow Wood Manor Sec. Nine	11,381
Meadow Wood Manor Sec. Eight North	3,786
Meadow Wood Manor Sect. Eight South	5,849
Meadow Wood Manor Section Four	29,104
Meadow Wood Manor Section Ten	6,751
Med South	20,111
Mediterrania	10,656
Melgor Estates	3,371
Melody Homes	637
Melquiades Subdivision	568
Miami Free Zone Replat No 2	987
Miami Gardens Park	2,812
Miami International Business Park	10,052
Miami International Parkway	7,986
Mica Subdivision and First Addition	1,784
Mica Subdivision Second Addition	244
MICC	13,809
Micheline Subdivision	381
Michelle Manors Subdivision	5,374
Michelle Woods	3,953
Migdalia Subdivision	1,661
Migdalia Subdivision Second Addition	454
Millenium	901
Miller Cove	5,085
Miller Cove First Addition	3,826
Miller Cove Third Addt.	1,062
Miller Grove	354
Miller Lake	3,790
Miller South Subdivision	2,085
Miller's Glen Subdivision	5,712
Miller's Landing	874
Milon Venture	47,800
Milya Subdivision	3,508
Mimi Subdivision	1,624
Mindi Subdivision	1,857
Mingo's Garden	538
Mirabella	1,888
Miracle West	2,598
Miracle West First Addition	474
Mirana Industrial Park	2,027
Mirasol Subdivision	1,027

Mirelda Estates	9,291
Missy Estates Second Addition	610
Mitchell Lake	4,090
Mito Estates	3,159
Monaco Estates	3,819
Monaco Estates First Addition	7,189
Monaco's Miller Homesites	1,144
Monasterio Estates Section One	3,956
Monasterio Estates Section Two	864
Monasterio Subdivision	2,827
Monique	2,118
Moody Drive Estates	7,905
Moody Drive Estates First Addition	3,203
Mother of Christ	1,003
Munne Estates	3,940
Munne Royal Homes	7,063
Mustang Ranch	6,963
My First Home	5,032
Mystic Forest	1,411
Mystic Forest Two	440
Mystic Place	906
Naranja Gardens	14,171
Naranja Lakes	16,486
Naranja Park	13,974
Naroca Estates	12,320
Natalie Homes	4,111
Nava Subdivision	627
Nelfer Subdivision	3,018
Nelia Subdivision	685
Nelmar Subdivision	1,324
Nelsay Plaza	695
Nicoi Tract	1,266
Nicolle Subdivision	3,071
Nilo Estates	3,055
Nilo Subdivision	2,762
Nito Estates Subdivision	1,832
Nomar Estates	1,640
North County	293,513
North Lake Commerce	2,060
North Lake Park	2,279
North Palm Estates	11,509
Northwest Shores	38,332
November Heights	1,746
Nunez Estates	472
Nunez Homes	750
Nyurka Estates	806
Oak Creek	11,415
Oak Creek South	10,132
Oak Lane	2,749
Oak Park	29,081
Oak Park Estates Section One	10,865
Oak Ridge Falls	2,036
Oak Ridge Falls First Addition	1,898
Oak Ridge Falls Second Addition	2,156
Oak Ridge Villas	2,035
Oak South Estates	11,255
Oakland Estates	7,448
Oakland Park	11,868
Oaks and Pines	1,733
Oaks South	10,793
Old Country Road Estates	1,828
Old Cutler Apartments	2,390
Old Cutler Forest	3,533
Old Cutler Homes	1,474
Olivia's Subdivision	1,405
Ozambela Subdivision	513
PA at Coral Reef	4,950
PA at West Sunset	2,375
Palapala	3,435
Palm Spring Estates	11,519
Palm Springs No. Underground	18,049

Palm Springs North	60,844
Palmas del Bosque First Addition	879
Palmetto Lakes Industrial Park	58,983
Pan American West Park	19,385
Park Centre Business Park	4,689
Park Lake Sections 1-4	12,404
Park Lakes	9,846
Park Lakes by the Meadows Phase Six	4,640
Park Lakes by the Meadows Phase Three	4,702
Park Lakes by the Meadows Phases 4-5	5,221
Park Shores	24,009
Parkview Condominiums	3,536
Parkview Townhomes Phase One	797
Paul Marks	9,813
Peacock's Point	1,707
Pedro Alberto Subdivision	2,657
Pelican Bay at Old Cutler Lakes	29,730
Pelican's Point	3,737
Pena Subdivision	2,683
Peral Subdivision	6,597
Peterson	4,759
Pete's Place	4,811
PI Estates	6,093
Pine Manor	4,356
Pine Needles East Section Five	1,565
Pinewood Manor	5,781
Pinewood Park	20,896
Pinewood Park Extension (18-3)	26,686
Plaza del Paraiso	1,787
Pleasure Village South	3,113
Poinciana Lakes Subdivision	792
Ponce Estates	10,018
Ponce Estates Section Two	7,507
Potamkin Subdivision	1,295
Precious Executive Homes	5,871
Precious Forest Homes	4,172
Precious Homes at Lakes by the Bay	2,623
Preserve at Doral	1,362
Presidential Estates	4,037
Prince of Peace Catholic Church	2,038
Princetonian	55,170
Puerto Bello at Doral	1,315
Punta Gorda Estates	1,849
PVC Estates	1,778
PVC Estates First Addition	247
PVC Subdivision	1,492
PVC Subdivision First Addition	727
Quirch Subdivision	4,116
Raas Subdivision	2,583
Raas Subdivision No 2	1,490
Ram Commercial Tract	358
Rana Park	6,668
Red Gardens	4,148
Redland East	270
Redland Estates	6,021
Redlands Colonial Estates	1,474
Redland's Cove	7,289
Redlands Forest	3,694
Renaissance Estates	11,560
Renegade Point Subdivision	3,987
Reserve at Doral	3,207
Reserve at Doral West	769
Richland Estates	13,067
Richmond Heights	90,229
Richmond Heights Addition One	29,832
Richmond Homes	3,500
Richmond Homes First Addition	2,315
Rieumont Estates	5,025
Rita Garden - The Center	407
Rivendell	8,108
Rivendell East	4,587

Riverbend	23,064
Riverside	1,315
Riviera Grand Estates Subdivision	4,411
Riviera Preparatory School	4,307
Riviera South	2,214
Riviera Trace	10,256
Riviera West	2,297
RJ Katz	9,284
Roel Subdivision	3,333
Roger Homes	7,849
Rose Glen	3,979
Rosewood Homes	2,092
Rosmont Subdivision No 3	366
Royal Cutler Estates	4,149
Royal Landings	8,299
Royal Landings Estates	2,016
Royale Green Section One	35,206
Royale Green Townhouse	49,024
Royalton Subdivision	6,644
Rustic Lakes	2,906
Rustic Lakes Addition One	5,983
SAB Subdivision	342
Sabal Palm	54,419
Sabina Shopping Center	784
Sable Palm Estates	7,088
Sabrina Twinhomes Subdivision	3,026
Salcines Subdivision	338
Salma Lake	7,871
Saminik Subdivision	3,010
San Denis San Pedro Estates	13,378
San Diego Subdivision First Addition	1,394
San Marino Estates	2,682
San Valentin	1,086
Santa Barbara Subdivision	3,737
Santa Monica Estates	621
Sarco Subdivision	1,411
Savannah Landing	1,498
Savannah/Doral	5,200
Schenley	8,710
Sella Subdivision	7,021
Sevilla Heights	2,394
Sharon Estates	3,395
Shirtee One and Two	1,995
Shoma at Country Club of Miami	2,800
Shoma Estates	29,774
Shoma Homes at Old Cutler Point	9,503
Shoma Homes at Tamiami Two	19,094
Shoma Kendall	9,080
Shoma Villas at Country Club of Miami 1	850
Shomar Subdivision	1,650
Shops at 107	1,064
Shops at Tuscany	3,085
Shoreway Subdivision	41,476
Shrader's Haven	1,279
Sierra	36,913
Signature Gardens Subdivision	923
Silver Palm East and Silver Palm West	107,536
Silver Palm Homes	28,667
Silver Palm Lake	13,347
Silver Palm Plantation	1,767
Silver Palms Park	2,717
Silvia Subdivision	2,392
Sinos Estates	478
Sion Estates	1,478
Sion Estates First Addition	1,174
Sky Lake	40,457
Sky Lake Homes	7,633
Sky Lake Homes Second Addition	2,551
Sky Lakes First Addition	9,548
Skylake Gardens Condo No. 4	2,039
Snapper Creek Park	11,734

Sofia Estates	286
Soto Mansions	5,701
South Allapattah Center	3,095
South Gate Subdivision	4,154
South Indian Subdivision	1,256
South Miami Heights	391,370
South Point	1,074
South Point First Addition	236
South Pointe Cove	839
South Springs Homes	3,851
South View Subdivision	1,735
Southwest Section One	288,974
Southwest Section Two	24,376
Southwest Section Two Addition One	2,488
Southwind Point	3,837
Spanish Garden Villas	1,931
Spanish Lakes	13,542
Spicewood Subdivision	36,380
Spring West Estates	1,667
Star High Subdivision	836
Star Lakes	6,875
Stephanie Subdivision First Addition	1,234
Stephanie's Subdivision	1,287
Stephens Manor	14,801
Strawberry Fields Homes	12,339
Stuart International Subdivision	1,164
Summerville and First Addition Subdivisions	4,489
Summerwind Subdivision	2,356
Sunnyview Subdivision	6,850
Sunrise Commons	3,158
Sunset Apartments	12,826
Sunset Cove	1,620
Sunset Farms	2,336
Sunset Harbour Section Six	2,453
Sunset Homes	6,513
Sunset Lake Townhomes	2,454
Sunset Lakes Estates	1,876
Sunset Lakes Estates 1 & 2	3,084
Sunset Park	47,985
Sunset Pointe	1,730
Sunset Residential	625
Sunset Square	2,108
Sunset West	39,033
Sunshine State Industrial Park	50,086
Sunswept Isle	8,230
Superior Homes Estates	8,398
Superior Subdivision	514
Superior Trace	2,335
Sussyan Subdivision	368
Sylvia Subdivision	577
T & F Subdivision	5,155
Tabor	440
Tallahassee Gardens	13,521
Tallahassee Gardens First Addition	5,511
Tallamoody	15,043
Tamiami Gefen Industrial Park	4,405
Tamiami Industrial Park	436
Tamiami Lakes	40,275
Tamiami Marketplace	658
Terry Enterprise	813
The Falls	12,898
The Hammocks	169,803
The Hamptons	903
The Lakes	15,306
The Mansions at Sunset	9,794
The Mansions at Sunset Second Addition	4,101
The Palace at Kendall First Addition	694
The Villas of Barcelona	524
Thousand Pines	8,583
Tiffany at Sunset	331
Torremolinos	1,363

Town and Country Professional Center	1,028
Town Park Estates	23,340
Town Park Estates Addition One	4,868
Tradition at Kendall	481
Transal Corporate Park	5,800
Transal Service Park	543
Truval Gardens	656
Truval West Subdivision	563
Tuscan Lake Villas	3,359
Tuscany Place	4,524
Tuscany Villas West	2,049
Twin Homes Estates	2,873
Twin Lake Shores	6,564
Twin Lakes	58,018
United Storage Doral	388
University Manor	13,468
V & Q Holdings Subdivision	710
Valencia Grove	7,274
Valencia Grove Estates	13,275
Vanessa Ranch	11,164
Vary Subdivision	852
Vecin Homes First Addition	1,280
Vega Coral Way Subdivision	441
Venetian Lake	6,105
Venetian Parc and Venetian Parc West	15,923
Venezia Homes Estates	10,727
Veranda Subdivision	4,690
Vessel	7,450
Victoria Bay Estates	2,920
Villa Castillo	1,183
Villa Esperanza	2,223
Villa Real at Doral	1,167
Villa Sevilla	6,294
Village Green	61,476
Village Green Underground	19,289
Villages of Homestead	23,283
Villas del Campo Subdivision	21,570
Vintage Estates	2,745
Virginia Estates	2,331
Viscaya Villas	1,222
Vista Subdivision	14,091
Vitran at Naranja Estates	4,976
Vitran Homes at Morningside & Homes at Morningside	6,569
VM Estates	1,078
VTL Subdivision	1,253
Wal Mart Hialeah	14,333
Watersedge	2,189
WDLD Subdivision	2,369
Weitzer Hammocks Homes	17,369
Weitzer Killian Place	3,126
Weitzer Serena Lakes	12,305
Weitzer Serena Lakes Estates	3,561
Weitzer Serena Lakes West Section Two	3,483
West Cherry Grove	6,285
West Dade Land Subdivision	1,260
West Dade Subdivision	907
West Doral Lakes	6,706
West Flagler Estates	3,978
West Kendall Best	26,847
West Lakes Estates Subdivision	6,593
West Little River	14,567
West Perrine	49,154
West Winds Estates	409
Westbrook Addition No Five	3,027
Westbrooke	4,799
Westbrooke Gardens	12,459
Westbrooke Third Addition	5,347
Westchester	167,991
Westchester Park	2,117
Westgate Gardens	16,610
Westpointe Business Park	11,165

Westwind Lakes	57,229
Whistling Pines Creek	2,073
Winston Park	134,044
Wittman	184,736
Wonderly Estates	17,991
Woodlands	4,420
Woodside Oaks	7,927
Yasamin Subdivision	237
Zac Subdivision	1,215
Zamora's Grove	1,109
Zamora's Grove First Addition	153
Zenteno Subdivision	836
Zoe Miller Estates	1,090
Zumma Subdivision	558
Zunjic Estates	2,074
Reserves	1,829,178
<u>Total</u>	<u>\$11,773,793</u>

SPECIAL ASSESSMENT FUNDS
Special Taxing Districts - Security Guards
(Fund SO 900, Subfund 905)

<u>Revenues:</u>	<u>2019-20</u>
Carryover -- Security Guard Districts	\$822,592
Special Taxing Districts FY 2019-20 Assessments -- Security Guard Districts	<u>9,935,631</u>
<u>Total</u>	<u>\$10,758,223</u>
 <u>Expenditures:</u>	
Allison Island	\$274,095
Bay Heights (Roving Patrol)	451,789
Belle Meade	275,551
Belle Meade Island	284,366
Biscayne Beach	282,610
Brickells Flagler (Roving Patrol)	237,505
Coventry	247,434
Davis Ponce (Roving Patrol)	433,529
Devonwood (Roving Patrol)	246,263
Enchanted Lake	638,507
Entrada	271,548
Fairhaven (Roving Patrol)	130,048
Four Way Lodge Estates	265,673
Gables by the Sea	591,149
Highland Gardens	260,092
Highland Lakes	559,398
Keystone Point	855,580
Morningside	597,637
Natoma Manors (Roving Patrol)	66,489
North Bay Island	285,894
North Dade Country Club / Andover	603,010
Oak Forest	650,708
Oak Forest (Roving Patrol)	531,483
Palm and Hibiscus Island	696,633
Sabal Palm (Roving Patrol)	170,232
Sans Souci	519,471
Star Island	<u>331,529</u>
<u>Total</u>	<u>\$10,758,223</u>

SPECIAL ASSESSMENT FUNDS
Special Tax Districts - Landscape Maintenance
(Fund SO 900, Subfund 906)

<u>Revenues:</u>	<u>2019-20</u>
Carryover - Landscape Maintenance Districts	\$2,062,887
Special Taxing Districts FY 2019-20 Assessments -- Landscape Maintenance Districts	5,417,228
Transfer of Secondary Gas Tax for Right-of-Way Maintenance (Fund CO 330, Various Subfunds)	<u>382,000</u>
Total	<u>\$7,862,115</u>
<u>Expenditures:</u>	
Air Park Industrial	\$21,274
Alco Estates & Addition 1-5	31,867
Alexandria Estates	20,743
Allison Estates	15,424
Aristotle Subdivision	69,055
Balani Subdivision	23,000
Biscayne Drive Estates	21,993
Bonita Golf View 2nd Add	30,530
Bonita Grand Estates South	20,406
Camino Real Estates & 1st Addn	11,714
Candlewood Lakes Lake Maintenance	18,600
Capri Homes	15,108
Casa Lago Subdivision	10,380
Casa Lago 1 St Addition	17,354
Cedar West Homes Three	27,559
Cedar West Homes Two	19,845
Century Estates & 1st Add	143,637
Chateau Royal Estates	65,281
Christopher Gardens	46,881
Colonnade	131,780
Coral West Homes	13,835
Corsica Landscape	60,628
Corsica Place Landscape	63,204
Cosmopolitan Roadway	23,161
Countryside & First Addition Multi	128,279
Crestview Lakes 1&2nd Addition	34,407
Cutler Bay Palms	58,975
Cvs-167	14,405
Danielle Patrick Subdivision	20,585
Deer Creek Estates & First Addition	8,378
Dolphin Center	866,153
Doral Isles Landscape	182,951
Doral Park Landscape	392,587
DVH Estates	32,329
East Oakmont Dr	25,681
Eden Lakes	28,695
Emerald Lakes Estates	18,800
Erica Gardens	32,680
Evergreen Garden Estates	23,135
Fava Estates	7,566
Florencia Estates	9,826
Forest Lakes	230,295
Forest View Subdivision	17,678
Free Zone Ind. Park	26,229
Garden Hills Landscape	104,450
Garden Hills West	116,215
Genstar	26,946
Goulds Hammock Estates	17,774
Grand Lakes	354,278
Hainlin Reef North	17,730
Helena Homes	9,995
Highland Lakes Lake Maintenance	21,782
Hilda's Estates Subdivision	5,344
Homestar Landings	31,627
Interian Homes Landscape	9,471
Jarguti Subdivision	7,400
JC Kern Estates	40,715
Joanna Estates	10,901
Kendale Lakes	699,978

Kendalland	244,513
Keystone	21,844
Kingdom Dreams	115,534
Kings Estates	14,143
Lake Frances 1st Addition	17,500
Laroc Estates	17,714
Lauren's Pond	17,700
Limewood Groves	112,173
Mangus Subdivision Sect 1&2	109,126
Marpi Homes	50,004
Mediterranea	34,096
Melody Homes	6,323
Miller Cove	52,863
Miller Cove 1st Addition	13,264
Miller Lake	22,491
Milon Venture	90,705
Missy Estates First Addition	19,000
Moody Drive Estates	25,733
Moody Drive Estates First Addition	20,877
Naranja Gardens	28,835
North Palm Estates	19,022
Oakland Estates	20,929
Oaks South Estates	35,620
Old Cutler Homes Landscape	39,470
Olivia's Subdivision	10,080
Park Lakes	35,733
Park Lakes by the Meadow Phase 6	13,289
Park Lakes by the Meadows Phase 3	6,800
Park Lakes By The Meadows Phases 4-5	20,345
Pete's Place	26,796
Ponce Estates	52,215
Ponce Est Sect 2	26,529
Precious Executive Homes	25,338
Precious Forest Homes	29,693
Renaissance Estates	39,140
Renaissance Ranches	49,502
Rieumont Estates	25,652
Royal Harbor Yacht Club	41,550
Royal Landings	24,440
Royal Landings Estates	10,755
Sable Palm Estates	77,551
San Denis San Pedro	50,891
Santa Barbara Subdivision	46,198
Sella Subdivision	29,733
Shoma Homes at Tamiami II	196,155
Shoreway Subdivision	139,122
Sinos Estates Landscape	8,695
Sky Lake Golf Club	36,869
South Kendall Estates	14,296
Sunset Cove	17,154
Superior Subdivision	9,265
Valencia Grove Estates	22,619
Venetian Lake	15,993
Watersedge	13,772
West Kendall Best	138,114
Westwind Lakes	410,145
Wonderly Estates	66,888
Woodlands	29,714
Zamora's Grove	12,106
Right-of-Way Maintenance	<u>382,000</u>
Total	<u>\$7,862,115</u>

SPECIAL ASSESSMENT FUNDS
Special Tax Districts - Road Maintenance
(Fund CO 910, Subfund 910)

<u>Revenues:</u>	<u>2019-20</u>
Special Taxing Districts FY 2019-20 Assessments - Road Maintenance Districts	<u>\$116,386</u>

<u>Expenditures:</u>	
Hibiscus Island	<u>\$116,386</u>

MIAMI-DADE AVIATION DEPARTMENT
Revenue Fund

<u>Revenues:</u>	<u>2019-20</u>
Carryover	\$87,883,000
Miami International Airport	834,209,000
Tamiami Airport	2,573,000
Opa-Locka Airport	7,060,000
Homestead Airport	420,000
Training and Transition Airport	14,000
Transfer from Improvement Fund	<u>92,000,000</u>
Total	<u>\$1,024,159,000</u>

<u>Expenditures:</u>	
Miami International Airport	\$542,930,000
Tamiami Airport	1,098,000
Opa-Locka Airport	1,185,000
Homestead Airport	488,000
Training and Transition Airport	<u>332,000</u>
Subtotal Operating Expenditures	<u>\$546,033,000</u>
Transfer to Other Funds:	
Sinking Fund	\$287,002,000
Reserve Maintenance	15,000,000
Improvement Fund	<u>83,298,000</u>
Subtotal Transfers to Other Funds	<u>\$385,300,000</u>
Operating Reserve/Ending Cash Balance	<u>\$92,826,000</u>
Total	<u>\$1,024,159,000</u>

MIAMI-DADE AVIATION DEPARTMENT
Interest and Sinking Fund

<u>Revenues:</u>	<u>2019-20</u>
Carryover	\$169,500,000
Capitalized Interest- from Bond proceeds	6,500,000
Transfer from Revenue Fund	287,002,000
Passenger Facility Charges Revenues	82,000,000
Interest Earnings	<u>5,000,000</u>
Total	<u>\$550,002,000</u>

<u>Expenditures:</u>	
Debt Service - Principal	\$143,175,000
Debt Service - Interest	240,410,000
Transfer to Improvement Fund	2,000,000
Ending Cash Balance	<u>164,417,000</u>
Total	<u>\$550,002,000</u>

MIAMI-DADE AVIATION DEPARTMENT
Double Barrel Bonds

<u>Revenues:</u>	<u>2019-20</u>
Carryover	\$38,100,000
Transfer from Improvement Fund	15,294,000
Interest Earnings	<u>1,000,000</u>
Total	<u>\$54,394,000</u>
 <u>Expenditures:</u>	
Payment of Double Barrel Bonds Debt Service	\$15,434,000
Ending Cash Balance (Reserve for Claims)	<u>38,960,000</u>
Total	<u>\$54,394,000</u>

PUBLIC HOUSING AND COMMUNITY DEVELOPMENT
Public Housing Operations Fund

<u>Revenues:</u>	<u>2019-20</u>
Rental Income	\$17,903,000
Interest Income	157,000
Miscellaneous Operating Revenues	2,526,000
Public Housing Subsidy	48,660,000
Federal Grants	<u>3,460,000</u>
Total	<u>\$72,706,000</u>
 <u>Expenditures:</u>	
Operating Expenditures	\$60,692,000
Transfer to Central Office Cost Center Fund	11,142,000
Reserves	<u>872,000</u>
Total	<u>\$72,706,000</u>

PUBLIC HOUSING AND COMMUNITY DEVELOPMENT
Central Office Cost Center (COCC) Fund

<u>Revenues:</u>	<u>2019-20</u>
Miscellaneous Revenue	\$580,000
Federal Grants	1,730,000
Transfer from Countywide General Fund (Fund GF 010, Subfund 010)	262,000
Transfer from Section 8 Housing Choice Voucher Fund	1,283,000
Transfer from Public Housing Operations Fund	<u>11,142,000</u>
Total	<u>\$14,997,000</u>
 <u>Expenditures:</u>	
Central Office Operations	\$11,842,000
Reserves	<u>3,155,000</u>
Total	<u>\$14,997,000</u>

PUBLIC HOUSING AND COMMUNITY DEVELOPMENT
Section 8 Housing Choice Voucher

<u>Revenues:</u>	<u>2019-20</u>
Housing Assistance Payments	\$202,069,000
Section 8 Administrative Fee	23,771,000
Miscellaneous Revenues	<u>2,547,000</u>
Total	<u>\$228,387,000</u>
 <u>Expenditures:</u>	
Section 8 Program Administration	\$14,243,000
Section 8 Housing Assistance Payments	204,595,000
Transfer to Central Office Cost Center Fund	1,283,000
Reserves	<u>8,266,000</u>
Total	<u>\$228,387,000</u>

PUBLIC HOUSING AND COMMUNITY DEVELOPMENT
Housing and Community Development Operating Funds

<u>Revenues:</u>	<u>2019-20</u>
Carryover	\$263,433,000
Community Development Block Grant (CDBG) FY 2019 Entitlement	10,858,000
Documentary Stamp Surtax	29,000,000
Emergency Shelter Grant	1,040,000
Program Income	1,941,000
HOME Investment Partnerships Program Entitlement FY 2019	4,436,000
State Housing Initiative Partnership Program (SHIP) FY 2019 Entitlement	1,437,000
Loan Repayments	16,867,000
Interest on Investments	2,922,000
Loan Servicing Fees	1,668,000
Miscellaneous Revenue	<u>5,179,000</u>
Total	<u>\$338,781,000</u>
 <u>Expenditures:</u>	
Administration CDBG and HOME	\$7,960,000
Operating and Programmatic Expenditures	55,294,000
Transfer to General Government Improvement Fund - (GGIF) (Fund CO 310, Subfund 313) for Debt Service	975,000
Reserves	<u>274,552,000</u>
Total	<u>\$338,781,000</u>

PUBLIC HOUSING AND COMMUNITY DEVELOPMENT
Targeted Urban Areas
U.S. HUD Economic Development Initiatives Section 108 Loan

<u>Revenues:</u>	<u>2019-20</u>
Economic Development Initiatives Carryover	\$79,000
CDBG Carryover	<u>2,350,000</u>
Total	<u>\$2,429,000</u>
 <u>Expenditures:</u>	
Transfer to Debt Service	<u>\$2,429,000</u>

PUBLIC HOUSING AND COMMUNITY DEVELOPMENT
Brownfields Economic Development Initiative (BEDI)
U.S. HUD Section 108 Loan

<u>Revenues:</u>	<u>2019-20</u>
BEDI Carryover	<u>\$551,000</u>
<u>Expenditures:</u>	
Payment to Debt Service	\$144,000
Debt Service Reserve	<u>407,000</u>
Total	<u>\$551,000</u>

MIAMI-DADE WATER AND SEWER
Revenue Fund

<u>Revenues:</u>	<u>2019-20</u>
Operating:	
Water Production	\$332,599,000
Wastewater Disposal	394,186,000
Other Revenues	<u>32,322,000</u>
Subtotal Operating Revenues	<u>\$759,107,000</u>
Non-operating:	
Interest Income (Net of Changes in Non-Cash Items)	\$14,150,000
FY 2019-20 Cash Requirement per Bond Ordinance	<u>78,099,000</u>
Subtotal Non-Operating Revenues	<u>92,249,000</u>
Transfer from Other Funds:	\$1,793,000
Total	<u>\$853,149,000</u>
<u>Expenditures:</u>	
Operating:	
Water Production	\$189,561,000
Wastewater Disposal	262,790,000
Administrative Reimbursement	28,011,000
Capital Funding:	
Renewal and Replacement	90,000,000
Fire Hydrant Fund (Net of \$1,000,000 Transfer to Fire Department)	<u>2,441,000</u>
Subtotal Operating Expenditures	<u>\$572,803,000</u>
Non-operating:	
FY 2019-20 Cash Requirement per Bond Ordinance	<u>\$80,060,000</u>
Total Debt Service Requirements (Including interest earnings)	<u>\$200,286,000</u>
Total	<u>\$853,149,000</u>

**MIAMI-DADE WATER AND SEWER
Debt Service Fund**

<u>Revenues:</u>	<u>2019-20</u>
FY 2019-20 Debt Service Fund Requirement	\$130,641,000
Interest Earnings	6,532,000
Transfer from Revenue Fund	<u>200,286,000</u>
Total	<u>\$337,459,000</u>
<u>Expenditures:</u>	
Debt Service Payments	\$206,818,000
FY 2019-20 Debt Service Fund	<u>130,641,000</u>
Total	<u>\$337,459,000</u>

**MIAMI-DADE WATER AND SEWER
General Reserve Fund**

<u>Revenues:</u>	<u>2019-20</u>
Carryover	<u>\$74,318,000</u>
<u>Expenditures:</u>	
Transfer to Revenue Fund	\$1,793,000
Ending Cash Balance	<u>72,525,000</u>
Total	<u>\$74,318,000</u>

**MIAMI-DADE WATER AND SEWER
Rate Stabilization Fund**

<u>Revenues:</u>	<u>2019-20</u>
Carryover	<u>\$30,534,000</u>
<u>Expenditures:</u>	
Ending Cash Balance	<u>\$30,534,000</u>

JACKSON HEALTH SYSTEMS
Operating Budget
Including Funded Depreciation

<u>Revenues:</u>	<u>2019-20</u>
Transfer from Countywide General Fund (Fund GF 010, Subfund 010) for Maintenance of Effort	\$213,259,000
County Health Care Sales Surtax	276,780,000
Net Patient Service Revenue	1,388,796,000
Other Operating Revenues excluding JMH Health Plan Revenue	197,969,000
Other Non-Operating Revenue	34,634,000
Cash Carryover Available for Operations	<u>261,432,000</u>
 Total*	 <u>\$2,372,870,000</u>
 Operating Expenses excluding JMH Health Plan Purchase of Services	 \$2,111,438,000
Depreciation/Transfer to Capital	125,767,000
Principal Payments	9,710,000
Reduction in Accounts Payable	12,247,000
Cash for Unanticipated Expenses/Carryover in FY 2020-21	<u>113,708,000</u>
 Total	 <u>\$2,372,870,000</u>

***Total Revenues include adjustments for uncollectible accounts, contractual allowances, and the 95% adjustment required by State law.**

Notes: The Public Health Trust provides for inmate medical services in compliance with all applicable laws and requirements. The above budget includes \$33.953 million reimbursement to the County for the Trust's share of the County's Medicaid liability; \$2.070 million for the County Attorney's Office; \$6.924 million for Community Health of South Florida, Inc.; \$1.133 million for the Miami Dade Health Department and \$179,000 in salary reimbursement for County staff at the Trust.

**CAPITAL BUDGET
APPROPRIATION SCHEDULES**

DEBT SERVICE FUND
Safe Neighborhood Parks Program Bonds

General Obligation Bonds

Fund: 201 - Fund Type: D1 – Subfund: 2A1

Interest and Sinking Fund

Project: 201117

Revenues:

2019-20

Ad Valorem – Countywide (Tax Roll: \$308,865,680,229)

\$5,740,000

Expenditures:

Principal Payments of Bonds

\$2,690,000

Interest Payments on Bonds

3,031,000

Transfer to Bond Administration (Fund GF 030, Subfund 031)

15,000

Arbitrage Rebate Computation Services

4,000

Total

\$5,740,000

Building Better Communities Program Bonds

General Obligation Bonds

Fund: 201 - Fund Type: D1 – Subfund: 2A1

Interest and Sinking Fund

Project: 201119

Revenues:

2019-20

Ad Valorem – Countywide (Tax Roll: \$308,865,680,229)

\$105,419,000

Expenditures:

Principal Payments on Bonds

\$36,455,000

Interest Payments on Bonds

68,683,000

Transfer to Bond Administration (Fund GF 030, Subfund 031)

265,000

Arbitrage Rebate Computation Services

16,000

Total

\$105,419,000

Public Health Trust

General Obligation Bonds

Fund: 201 - Fund Type: D1 – Subfund: 2A1

Interest and Sinking Fund

Project: 201120

Revenues:

2019-20

Ad Valorem – Countywide (Tax Roll: \$308,865,680,229)

\$29,110,000

Expenditures:

Principal Payments of Bonds

\$8,455,000

Interest Payments on Bonds

20,574,000

Transfer to Bond Administration (Fund GF 030, Subfund 031)

73,000

Arbitrage Rebate Computation Services

8,000

Total

\$29,110,000

Professional Sports Franchise Tax Bonds

Special Obligation Bonds – Prof. Sports Franchise Tax

Fund: 205 - Fund Type: D5 - Subfund: 2S8

Prof. Sports Franchise Tax – Revenue Fund

Project: 205800

<u>Revenues:</u>	<u>2019-20</u>
Transfer from Tourist Development Tax (Fund ST 150; Subfund 151)	\$6,253,000
Transfer from Professional Sports Franchise Tax Revenue (Fund 150, Subfund 154)	<u>16,232,000</u>
Total	<u>\$22,485,000</u>
<u>Expenditures:</u>	
Transfer to Debt Service Fund - Series 2009 A (Project 205901)	\$5,604,000
Transfer to Debt Service Fund - Series 2009 B (Project 205911)	372,000
Transfer to Debt Service Fund - Series 2009 C (Project 205921)	3,038,000
Transfer to Debt Service Fund - Series 2009 D (Project 205931)	357,000
Transfer to Debt Service Fund - Series 2009 E (Project 205941)	4,741,000
Transfer to Debt Service Fund - SO Notes 2008A Series (Project 214104)	341,000
Transfer to Surplus Fund/Shortfall Reserve (Project 205804)	<u>8,032,000</u>
Total	<u>\$22,485,000</u>

Special Obligation Bonds – Prof. Sports Franchise Tax

Fund: 205 - Fund Type: D5 – Subfund: 2S8

Prof. Sports Franchise Tax Refunding – Surplus Fund/Shortfall Reserve

Project: 205804

<u>Revenues:</u>	<u>2019-20</u>
Interest Earnings	\$40,000
Transfer from Revenue Fund (Project 205800)	8,032,000
Carryover	<u>8,800,000</u>
Total	<u>\$16,872,000</u>
<u>Expenditures:</u>	
Reserve for Future Debt Service	\$14,072,000
Transfer to Tourist Development Tax (Fund ST 150, Subfund 151) - Beach Maintenance	<u>2,800,000</u>
Total	<u>\$16,872,000</u>

Special Obligation Bonds – Prof. Sports Franchise Tax

Fund: 205 - Fund Type: D5 – Subfund: 2S9

Prof. Sports Franchise Tax Refunding – Series "2009A" Debt Service Fund

Project: 205901

<u>Revenues:</u>	<u>2019-20</u>
Cash Carryover	\$2,000
Transfer from Revenue Fund (Project 205800)	<u>5,604,000</u>
Total	<u>\$5,606,000</u>
<u>Expenditures:</u>	
Interest Payment on Bonds	\$2,799,000
Reserve for Future Debt Service	2,799,000
Transfer to Bond Administration (Fund GF 030, Subfund 031)	7,000
Arbitrage Rebate Computation Services	<u>1,000</u>
Total	<u>\$5,606,000</u>

Special Obligation Bonds – Prof. Sports Franchise Tax
Fund: 205 - Fund Type: D5 – Subfund: 2S9
Prof. Sports Franchise Tax Refunding – Taxable Series "2009B" Debt Service Fund

Project: 205911

<u>Revenues:</u>	<u>2019-20</u>
Programmed Cash Carryover	\$185,000
Transfer from Professional Sport Franchise Tax Revenue Fund (Project 205800)	<u>372,000</u>
Total	<u>\$557,000</u>

<u>Expenditures:</u>	
Interest Payment on Bonds	\$370,000
Reserve for Future Debt Service	185,000
Transfer to Bond Administration (Fund GF 030, Subfund 031)	1,000
Arbitrage Rebate Computation Services	<u>1,000</u>
Total	<u>\$557,000</u>

Special Obligation Bonds – Prof. Sports Franchise Tax
Fund: 205 - Fund Type: D5 – Subfund: 2S9
Prof. Sports Franchise Tax Revenue – Series "2009C" Debt Service Fund

Project: 205921

<u>Revenues:</u>	<u>2019-20</u>
Programmed Cash Reserve	\$7,755,000
Transfer from Professional Sport Franchise Tax Revenue Fund (Project 205800)	<u>3,038,000</u>
Total	<u>\$10,793,000</u>

<u>Expenditures:</u>	
Principal Payment on Bonds	\$7,755,000
Reserve for Future Debt Service	3,017,000
Transfer to Bond Administration (Fund GF 030, Subfund 031)	19,000
Arbitrage Rebate Computation Services	<u>2,000</u>
Total	<u>\$10,793,000</u>

Special Obligation Bonds – Prof. Sports Franchise Tax
Fund: 205 - Fund Type: D5 – Subfund: 2S9
Prof. Sports Franchise Tax Revenue – Taxable Series "2009D" Debt Service Fund

Project: 205931

<u>Revenues:</u>	<u>2019-20</u>
Programmed Cash Reserve	\$177,000
Transfer from Professional Sport Franchise Tax Revenue Fund (Project 205800)	<u>357,000</u>
Total	<u>\$534,000</u>

<u>Expenditures:</u>	
Interest Payment on Bonds	\$354,000
Reserve for Future Debt Service	177,000
Transfer to Bond Administration (Fund GF 030, Subfund 031)	1,000
Arbitrage Rebate Computation Services	<u>2,000</u>
Total	<u>\$534,000</u>

Special Obligation Bonds – Prof. Sports Franchise Tax
Fund: 205 - Fund Type: D5 – Subfund: 2S9
Prof. Sports Franchise Tax Revenue – Variable Rate Series "2009E" Debt Service Fund

Project: 205941

<u>Revenues:</u>	<u>2019-20</u>
Programmed Cash Reserve	\$1,670,000
Transfer from Professional Sport Franchise Tax Revenue Fund (Project 205800)	4,741,000
Interest Earnings	<u>2,000</u>
Total	<u>\$6,413,000</u>

<u>Expenditures:</u>	
Interest Payment on Bonds	\$3,338,000
Reserve for Future Debt Service	1,665,000
Transfer to Bond Administration (Fund GF 030, Subfund 031)	8,000
Arbitrage Rebate Computation Services	2,000
Other General and Administrative Expenses (LOC and Remarketing)	<u>1,400,000</u>
Total	<u>\$6,413,000</u>

Special Obligation Bonds – Prof. Sports Franchise Tax
Fund: 205 - Fund Type: D5 – Subfund: 2S9
Prof. Sports Franchise Tax – Series "2009" – Reserve Fund

Project: 205951

<u>Revenues:</u>	<u>2019-20</u>
Programmed Surety Bond Reserve (Non-Cash)	<u>\$21,934,000</u>

<u>Expenditures:</u>	
Reserve for Future Debt Service	<u>\$21,934,000</u>

Special Obligation Bonds – Prof. Sports Franchise Tax
Fund: 205 - Fund Type: D5 – Subfund: 2S4
Prof. Sports Franchise Tax Revenue – Taxable Series "2018" Debt Service Fund

Project: 205952

<u>Revenues:</u>	<u>2019-20</u>
Programmed Cash Reserve	\$1,843,000
Transfer from Revenue Fund (Project 205800)	<u>3,522,000</u>
Total	<u>\$5,365,000</u>

<u>Expenditures:</u>	
Principal Payment on Bonds	\$385,000
Interest Payment on Bonds	2,912,000
Reserve for Future Debt Service	2,058,000
Transfer to Bond Administration (Fund GF 030, Subfund 031)	8,000
Arbitrage Rebate Computation Services	<u>2,000</u>
Total	<u>\$5,365,000</u>

Special Obligation and Refunding Bonds**Fund: 206 - Fund Type: D5 – Subfund: 2P3****Special Obligation & Refg. Bonds – (CDT) – Series “2012A and 2012B” – Revenue Fund****Project: 206300**

<u>Revenues:</u>	<u>2019-20</u>
Tax Receipts - Omni Tax Increment Account	\$1,430,000
Transfer – Convention Development Tax Trust (Fund ST 160, Subfund 162)	36,853,000
CDT SWAP Receipts	<u>5,600,000</u>
Total	<u>\$43,883,000</u>
<u>Expenditures:</u>	
Transfers to Debt Service Fund - Series 2009 Bonds (Project 206701)	\$131,000
Transfers to Debt Service Fund - Series 2012A Bonds (Project 206703)	8,364,000
Transfers to Debt Service Fund - Series 2012B Bonds (Project 206705)	9,264,000
Transfers to Debt Service Fund - Series 2012B SWAP (Project 206705)	5,600,000
Transfers to Debt Service Fund - Series 2016A Junior Lien Bonds (Project 206707)	4,006,000
Transfers to Debt Service Fund - Series 2016 Bonds (Project 206708)	12,870,000
Transfers to Debt Service Fund - Sunshine State Loan (Project 298502) - for PAC	2,813,000
Transfers to Debt Service Fund - Sunshine State Loan (Project 298503) - for PAC	<u>835,000</u>
Total	<u>\$43,883,000</u>

Subordinate Special Obligation and Refunding Bonds – (CDT)**Fund: 206 - Fund Type: D5 – Subfund: 2P7****Subordinate Spec. Oblig. Bonds – (CDT) – Series “2009”****Project: 206701**

<u>Revenues:</u>	<u>2019-20</u>
Programmed Cash Reserve	\$384,000
Transfer from Revenue Fund (Project 206300)	131,000
Interest Earnings	<u>18,000</u>
Total	<u>\$533,000</u>
<u>Expenditures:</u>	
Arbitrage Rebate Computation Services	\$2,000
Reserve for Future Debt Service - Cash	<u>531,000</u>
Total	<u>\$533,000</u>

Subordinate Special Obligation and Refunding Bonds – (CDT)**Fund: 206 - Fund Type: D5 – Subfund: 2P6****Subordinate Spec. Oblig. & Refg. Bonds – (CDT) – Series “2009” - Reserve Fund****Project: 206702**

<u>Revenues:</u>	<u>2019-20</u>
Programmed Cash Reserve	<u>\$9,121,000</u>
<u>Expenditures:</u>	
Reserve for Future Debt Service	<u>\$9,121,000</u>

Special Obligation and Refunding Bonds**Fund: 206 - Fund Type: D5 – Subfund: 2P8****Special Obligation & Refunding Bonds – (CDT) – Series “2012A” Debt Service Fund****Project: 206703****Revenues:****2019-20**

Programmed Cash Reserve – Series 2012A – Omni	\$4,219,000
Interest Earnings	100,000
Transfer from Revenue Fund (Project 206300)	<u>8,364,000</u>
Total	<u>\$12,683,000</u>

Expenditures:

Interest Payments on Bonds	\$8,439,000
Reserve for Future Debt Service – Series 2012A	4,219,000
Arbitrage Rebate Computation Services	2,000
Transfer to Bond Administration (Fund GF 030, Subfund 031)	21,000
Other General and Administrative Expenses	<u>2,000</u>
Total	<u>\$12,683,000</u>

Subordinate Special Obligation and Refunding Bonds – (CDT)**Fund: 206 - Fund Type: D5 – Subfund: 2P8****Subordinate Spec. Oblig. & Refg. Bonds – (CDT) – Series “2012A” - Reserve Fund****Project: 206704****Revenues:****2019-20**

Programmed Cash Reserve	<u>\$23,646,000</u>
-------------------------	---------------------

Expenditures:

Reserve for Future Debt Service - Cash	<u>\$23,646,000</u>
--	---------------------

Subordinate Special Obligation and Refunding Bonds – (CDT)**Fund: 206 - Fund Type: D5 – Subfund: 2P8****Subordinate Spec. Oblig. & Refg. Bonds – (CDT) – Series “2012B” - Debt Service Fund****Project: 206705****Revenues:****2019-20**

Programmed Cash Reserve – Series 2012B	\$7,413,000
Transfer from Revenue Fund – (Project 206300)	9,264,000
Transfer from Revenue Fund – CDT SWAP (Project 206300)	5,600,000
Interest Earnings	<u>5,000</u>
Total	<u>\$22,282,000</u>

Expenditures:

Interest Payments on Series 2012B Bonds	\$14,826,000
Reserve for Future Debt Service – Series 2012B	7,413,000
Other General and Administrative Expenses	3,000
Arbitrage Rebate Computation Services	3,000
Transfer to Bond Administration (Fund GF 030, Subfund 031)	<u>37,000</u>
Total	<u>\$22,282,000</u>

Subordinate Special Obligation and Refunding Bonds – (CDT)**Fund: 206 - Fund Type: D5 – Subfund: 2P8****Subordinate Spec. Oblig. & Refg. Bonds – (CDT) – Series “2012B” - Reserve Fund****Project: 206706****Revenues:****2019-20**

Programmed Cash Reserve	<u>\$32,430,000</u>
-------------------------	---------------------

Expenditures:

Reserve for Future Debt Service - Cash	<u>\$32,430,000</u>
--	---------------------

Junior Lien Special Obligation Bonds - (CDT)
Fund: 206 - Fund Type: D5 - Subfund: 2P9
Junior Lien Spec. Oblig. & Refd. Bonds - (CDT) - Series "2016" - Debt Service Fund
Phillip and Patricia Frost Museum of Science

Project: 206707

<u>Revenues:</u>	<u>2019-20</u>
Programmed Cash Carryover	\$3,383,000
Transfer from Revenue Fund – (Project 206300)	<u>4,006,000</u>
Total	<u>\$7,389,000</u>
<u>Expenditures:</u>	
Principal Payments on Bonds	\$2,770,000
Interest Payments on Series 2016 Bonds	1,185,000
Reserve for Future Debt Service – Series 2016	3,422,000
Arbitrage Rebate Computation Services	2,000
Transfer to Bond Administration (Fund GF 030, Subfund 031)	<u>10,000</u>
Total	<u>\$7,389,000</u>

Junior Lien Special Obligation Bonds - (CDT)
Fund: 206 - Fund Type: D5 - Subfund: 2Q1
Subordinate Spec. Oblig. & Refd. Bonds - (CDT) - Series "2016"

Project: 206708

<u>Revenues:</u>	<u>2019-20</u>
Programmed Cash Carryover	\$6,656,000
Transfer from Revenue Fund – (Project 206300)	<u>12,870,000</u>
Total	<u>\$19,526,000</u>
<u>Expenditures:</u>	
Principal Payments on Bonds	\$1,495,000
Interest Payments on Series 2016 Bonds	10,286,000
Reserve for Future Debt Service – Series 2016	7,714,000
Arbitrage Rebate Computation Services	2,000
Transfer to Bond Administration (Fund GF 030, Subfund 031)	<u>29,000</u>
Total	<u>\$19,526,000</u>

Public Service Tax UMSA Bonds

Special Obligation Bonds – Public Service Tax
Fund: 208 - Fund Type: D5 – Subfund: 2R4
Spec. Oblig. Rev. Bonds – Public Service Tax (UMSA) Series “2011” – Debt Service Fund

Project: 208725

<u>Revenues:</u>	<u>2019-20</u>
Transfer from Unincorporated Municipal Service Area General Fund	\$7,028,000
Transfer from Countywide General Fund	308,000
Transfer from General Government Improvement Fund - (GGIF) (Fund CO 310, Subfund 313)	1,150,000
Interest Earnings	3,000
Programmed Cash Reserve	<u>4,921,000</u>
Total	<u>\$13,410,000</u>
<u>Expenditures:</u>	
Principal Payments on Bonds	\$6,550,000
Interest Payments on Bonds	1,883,000
Reserve for Future Debt Service	4,950,000
Transfer to Bond Administration (Fund GF 030, Subfund 031)	21,000
Arbitrage Rebate Computation Services	<u>6,000</u>
Total	<u>\$13,410,000</u>

Special Obligation Bonds – Public Service Tax
Fund: 208 - Fund Type: D5 – Subfund: 2R4
Spec. Oblig. Rev. Bonds – Public Service Tax (UMSA) Series “2011” – Debt Service Fund

Project: 208512

<u>Revenues:</u>	<u>2019-20</u>
Programmed Surety Bond Reserve (Non-Cash)	<u>\$9,437,000</u>

<u>Expenditures:</u>	
Reserve for Future Debt Service	<u>\$9,437,000</u>

Transit System Sales Surtax Revenue Bonds

Transit System Sales Surtax Revenue Bonds General Segment
Fund: 209 - Fund Type: D5 – Subfund: 2T4 General Segment
Transit System Sales Surtax Revenue Fund

Project: 209400

<u>Revenues:</u>	<u>2019-20</u>
Transfer from Transit System Sales Surtax Revenue Fund	<u>\$23,963,000</u>

<u>Expenditures:</u>	
Transfer to Debt Service Fund – Series 08 (209403)	\$1,000
Transfer to Debt Service Fund – Series 09 (209404)	3,546,000
Transfer to Debt Service Fund – Series 10 (209405)	2,591,000
Transfer to Debt Service Fund – Series 12 (209406)	7,449,000
Transfer to Debt Service Fund – Series 15 (209407)	5,188,000
Transfer to Debt Service Fund – Series 17 (209408)	1,244,000
Transfer to Debt Service Fund – Series 19 (209410)	<u>3,944,000</u>
Total	<u>\$23,963,000</u>

Transit System Sales Surtax Revenue Bonds General Segment
Fund: 209 - Fund Type: D5 – Subfund: 2T4 General Segment
Transit System Sales Surtax Reserve Fund

Project: 209401

<u>Revenues:</u>	<u>2019-20</u>
Programmed Cash Reserve - 2006	\$3,372,000
Programmed Surety Reserve (Non-Cash) - 2008	4,589,000
Programmed Cash Reserve - 2009 and 2010	11,465,000
Programmed Cash Reserve - 2012	<u>7,446,000</u>
Total	<u>\$26,872,000</u>

<u>Expenditures:</u>	
Reserve for Future Debt Service - Non-Cash	\$4,589,000
Reserve for Future Debt Service	<u>22,283,000</u>
Total	<u>\$26,872,000</u>

Transit System Sales Surtax Revenue Bonds, Series 08
Fund: 209 - Fund Type: D5 – Subfund: 2T4
Transit System Sales Surtax Debt Service Fund

Project: 209403

<u>Revenues:</u>	<u>2019-20</u>
Transfer from Transit System Sales Surtax Revenue Fund (Project 209400)	<u>\$1,000</u>

<u>Expenditures:</u>	
Arbitrage Rebate Computation Services	<u>\$1,000</u>

Transit System Sales Surtax Revenue Bonds (Tax Exempt), Series 09A&B**Fund: 209 - Fund Type: D5 – Subfund: 2T4****Transit System Sales Surtax Debt Service Fund - Public Works Portion****Project: 209404**

<u>Revenues:</u>	<u>2019-20</u>
Transfer from Revenue Fund (Project 209400) Series 2009A	\$3,546,000
Programmed Cash Reserve - Series 2009A	<u>886,000</u>
Total	<u>\$4,432,000</u>
<u>Expenditures:</u>	
Principal Payments on Tax-Exempt Series 2009A Bonds	\$3,245,000
Interest Payments on Tax-Exempt Series 2009A Bonds	299,000
Reserve for Future Debt Service - Series 2009A	887,000
Arbitrage Rebate Computation Services - Series 2009A	<u>1,000</u>
Total	<u>\$4,432,000</u>

Transit System Sales Surtax Revenue Bonds (Tax Exempt), Series 2010A**Fund: 209 - Fund Type: D5 – Subfund: 2T4****Transit System Sales Surtax Debt Service Fund - Public Works Portion****Project: 209405**

<u>Revenues:</u>	<u>2019-20</u>
Transfer from Transit System Sales Surtax Revenue Fund (Project 209400) Series 2010A	\$828,000
Transfer from Transit System Sales Surtax Revenue Fund (Project 209400) Series 2010B	1,763,000
Federal Subsidy Receipts - BABs Series 2010B	828,000
Programmed Federal Subsidy Cash Reserve - BABs Series 2010B	648,000
Programmed Cash Reserve - Series 2009A	<u>276,000</u>
Total	<u>\$4,343,000</u>
<u>Expenditures:</u>	
Principal Payments on Tax-Exempt Series 2010A Bonds	\$1,071,000
Interest Payments on Tax-Exempt Series 2010A Bonds	32,000
Interest Payments on Taxable (BABs) Series 2010B Bonds	2,590,000
Reserve for Future Debt Service - Series 2010B	648,000
Arbitrage Rebate Computation Services 2010A	1,000
Arbitrage Rebate Computation Services 2010B	<u>1,000</u>
Total	<u>\$4,343,000</u>

Transit System Sales Surtax Revenue Bonds (Tax Exempt), Series 2012**Fund: 209 - Fund Type: D5 – Subfund: 2T4****Transit System Sales Surtax Debt Service Fund - Public Works Portion****Project: 209406**

<u>Revenues:</u>	<u>2019-20</u>
Transfer from Transit System Sales Surtax Revenue Fund (Project 209400)	\$7,449,000
Programmed Cash Reserve	<u>1,862,000</u>
Total	<u>\$9,311,000</u>
<u>Expenditures:</u>	
Principal Payments	\$2,087,000
Interest Payments	5,360,000
Reserve for Future Debt Service	1,862,000
Arbitrage Rebate Computation Services	<u>2,000</u>
Total	<u>\$9,311,000</u>

Transit System Sales Surtax Revenue Bonds (Tax Exempt), Series 2012
Fund: 209 - Fund Type: D5 – Subfund: 2T4
Transit System Sales Surtax Debt Service Fund - Public Works Portion

Project: 209407

<u>Revenues:</u>	<u>2019-20</u>
Transfer from Revenue Fund (Project 209400)	\$5,188,000
Programmed Cash Reserve	<u>1,296,000</u>
Total	<u>\$6,484,000</u>
<u>Expenditures:</u>	
Principal Payments	\$2,923,000
Interest Payments	2,263,000
Reserve for Future Debt Service	1,296,000
Arbitrage Rebate Computation Services	<u>2,000</u>
Total	<u>\$6,484,000</u>

Transit System Sales Surtax Revenue Bonds (Tax Exempt), Series 2017
Fund: 209 - Fund Type: D5 – Subfund: 2T4
Transit System Sales Surtax Debt Service Fund - Public Works Portion

Project: 209408

<u>Revenues:</u>	<u>2019-20</u>
Transfer from Transit System Sales Surtax Revenue Fund (Project 209400)	\$1,244,000
Programmed Cash Reserve	<u>310,000</u>
Total	<u>\$1,554,000</u>
<u>Expenditures:</u>	
Interest Payments	1,242,000
Reserve for Future Debt Service	310,000
Arbitrage Rebate Computation Services	<u>2,000</u>
Total	<u>\$1,554,000</u>

Transit System Sales Surtax Revenue Bonds (Tax Exempt), Series 2018
Fund: 209 - Fund Type: D5 – Subfund: 2T4
Transit System Sales Surtax Debt Service Fund - Public Works Portion

Project: 209409

<u>Revenues:</u>	<u>2019-20</u>
Paid From Capitalized Interest - Cash with Fiscal Agent	<u>\$641,000</u>
<u>Expenditures:</u>	
Interest Payments	\$511,000
Reserve for Future Debt Service	128,000
Arbitrage Rebate Computation Services	<u>2,000</u>
Total	<u>\$641,000</u>

Transit System Sales Surtax Revenue Bonds (Tax Exempt), Series 2019**Fund: 209 - Fund Type: D5 – Subfund: 2T4****Transit System Sales Surtax Debt Service Fund - Public Works Portion****Project: 209410****Revenues:****2019-20**

Transfer from Revenue Fund (Project 209400)	\$3,944,000
Programmed Cash Reserve	<u>986,000</u>
Total	<u>\$4,930,000</u>

Expenditures:

Interest Payments	\$3,942,000
Reserve for Future Debt Service	986,000
Arbitrage Rebate Computation Services	<u>2,000</u>
Total	<u>\$4,930,000</u>

Courthouse Center Bonds**Special Obligation Bonds – Courthouse Revenue Fund****Fund: 210 - Fund Type: D5 – Subfund: 2C1****Spec. Oblig. Bonds – Revenue Fund****Project: 210100****Revenues:****2019-20**

\$30 Criminal and Civil Traffic Fines	\$7,000,000
Transfer from Debt Service Reserve Fund (Project 210108)	<u>174,000</u>
Total	<u>\$7,174,000</u>

Expenditures:

Transfer to Debt Service, Series 2003 (Project 210513)	\$2,306,000
Transfer to Debt Service, Series 2014A (Project 210516)	1,740,000
Transfer to Debt Service, Series 2014B (Project 210517)	1,450,000
Transfer to Debt Service, Series 2015 (Project 210519)	<u>1,678,000</u>
Total	<u>\$7,174,000</u>

Special Obligation Bonds – Courthouse Center Project**Fund: 210 - Fund Type: D5 – Subfund: 2C1****Spec. Oblig. Bonds – Courthouse Ctr. Proj. – Debt Service Reserve Fund****Project: 210108****Revenues:****2019-20**

Programmed Surety Bond Reserve (Non-Cash)	\$3,716,000
Programmed Cash Reserve	<u>16,484,000</u>
Total	<u>\$20,200,000</u>

Expenditures:

Reserve for Future Debt Service (Non-Cash)	\$3,716,000
Reserve for Future Debt Service - Cash (Proposed New Bonds)	16,310,000
Transfer to Revenue Fund (Project 210100)	<u>174,000</u>
Total	<u>\$20,200,000</u>

Special Obligation Bonds – Courthouse Center Project**Fund: 210 - Fund Type: D5 – Subfund: 2C5****Spec. Oblig. Bonds – Juvenile Courthouse Ctr. Proj. – Series “2003” – Debt Service Fund****Project: 210513**

<u>Revenues:</u>	<u>2019-20</u>
Transfer from Revenue Fund (Project 210100)	\$2,306,000
Interest Earnings	2,000
Programmed Cash Reserve - Series B	<u>191,000</u>
Total	<u>\$2,499,000</u>

<u>Expenditures:</u>	
Interest Payments on Series 2003B Bonds	\$2,298,000
Reserve for Future Debt Service - Series B	191,000
Transfer to Bond Administration (Fund GF 030, Subfund 031)	6,000
Arbitrage Rebate Computation Services	<u>4,000</u>
Total	<u>\$2,499,000</u>

Special Obligation Bonds – Courthouse Center Project**Fund 210 - Fund Type: D5 – Subfund: 2C5****Spec. Oblig. Bonds – Juvenile Courthouse Ctr. Proj. Series “2003” – Reserve Fund****Project: 210514**

<u>Revenues:</u>	<u>2019-20</u>
Programmed Surety Bond Reserve (Non-Cash)	<u>\$7,496,000</u>

<u>Expenditures:</u>	
Reserve for Future Debt Service	<u>\$7,496,000</u>

Special Obligation Bonds – Courthouse Center Project**Fund: 210 - Fund Type: D5 – Subfund: 2C6****Spec. Oblig. Bonds – Juvenile Courthouse Ctr. Proj. – Series “2014A” – Debt Service Fund****Project: 210516**

<u>Revenues:</u>	<u>2019-20</u>
Transfer from Revenue Fund (Project 210100)	\$1,740,000
Programmed Cash Reserve - Series A	<u>1,729,000</u>
Total	<u>\$3,469,000</u>

<u>Expenditures:</u>	
Principal Payments on Series 2014A Bonds	\$3,325,000
Interest Payments on Series 2014A Bonds	133,000
Transfer to Bond Administration (Fund GF 030, Subfund 031)	9,000
Arbitrage Rebate Computation Services	<u>2,000</u>
Total	<u>\$3,469,000</u>

Special Obligation Bonds – Courthouse Center Project
Fund: 210 - Fund Type: D5 – Subfund: 2C6
Spec. Oblig. Bonds – Juvenile Courthouse Ctr. Proj. – Series “2014B” – Debt Service Fund

Project: 210517

<u>Revenues:</u>	<u>2019-20</u>
Transfer from Revenue Fund (Project 210100)	\$1,450,000
Programmed Cash Reserve - Series 2014B	<u>380,000</u>
Total	<u>\$1,830,000</u>
<u>Expenditures:</u>	
Principal Payments on Series 2014B Bonds	\$520,000
Interest Payments on Series 2014B Bonds	916,000
Reserve for Future Debt Service - Series 2014B	388,000
Transfer to Bond Administration (Fund GF 030, Subfund 031)	4,000
Arbitrage Rebate Computation Services	<u>2,000</u>
Total	<u>\$1,830,000</u>

Special Obligation Bonds – Courthouse Center Project
Fund: 210 - Fund Type: D5 – Subfund: 2C7
Spec. Oblig. Bonds – Juvenile Courthouse Ctr. Proj. – Series “2015” – Debt Service Fund

Project: 210519

<u>Revenues:</u>	<u>2019-20</u>
Transfer from Revenue Fund (Project 210100)	\$1,678,000
Programmed Cash Reserve - Series 2015	<u>836,000</u>
Total	<u>\$2,514,000</u>
<u>Expenditures:</u>	
Interest Payments on Series 2015 Bonds	\$1,672,000
Reserve for Future Debt Service - Series 2015	836,000
Transfer to Bond Administration (Fund GF 030, Subfund 031)	4,000
Arbitrage Rebate Computation Services	<u>2,000</u>
Total	<u>\$2,514,000</u>

Stormwater Utility Revenue Bonds

Special Obligation Bonds – Stormwater Utility Revenue Bond Program
Fund: 211 - Fund Type: D5 – Subfund: 2U1
Stormwater Utility Revenue Bond Program - Revenue Fund

Project: 211101

<u>Revenues:</u>	<u>2019-20</u>
Transfer from Stormwater Revenue Fund (Fund SU 140, Subfund 141)	<u>\$7,253,000</u>
<u>Expenditures:</u>	
Transfer to Debt Service Fund – Series 2013 (Project 211105)	<u>\$7,253,000</u>

Special Obligation Bonds – Stormwater Utility Revenue Bond Program
Fund: 211 - Fund Type: D5 – Subfund: 2U1
Stormwater Utility Revenue Bond Program - Revenue Fund

Project: 211103

<u>Revenues:</u>	<u>2019-20</u>
Programmed Surety Bond Reserve (Non-Cash)	<u>\$7,626,000</u>
<u>Expenditures:</u>	
Reserve for Future Debt Service	<u>\$7,626,000</u>

Special Obligation Bonds – Stormwater Utility Revenue Bond Program
Fund: 211 - Fund Type: D5 – Subfund: 2U1 \$60 Million
Stormwater Utility Revenue Bond Program Series “2013” Bonds, Debt Service Fund

Project: 211105

<u>Revenues:</u>	<u>2019-20</u>
Transfer from Revenue Fund (Project 211101)	\$7,253,000
Interest Earnings	3,000
Programmed Cash Reserve	<u>3,617,000</u>
Total	<u>\$10,873,000</u>
<u>Expenditures:</u>	
Principal Payments on Bonds	\$5,149,000
Interest Payments on Bonds	2,086,000
Reserve for Future Debt Service	3,618,000
Transfer to Bond Administration (Fund GF 030, Subfund 031)	18,000
Arbitrage Rebate Computation Services	<u>2,000</u>
Total	<u>\$10,873,000</u>

\$44.595 Million Cap. Asset Acquisition Fixed Special Obligation Bonds – BABs Series “2009B”

Fund: 213 - Fund Type: D5 – Subfund: 2E7

\$22.850 Million - West Lot Project (BABs Taxable)

Project: 213830

<u>Revenues:</u>	<u>2019-20</u>
Federal Subsidy Receipts	\$500,000
Programmed Federal Subsidy Reserve	274,000
Programmed Cash Reserve	509,000
Transfer from Internal Services Department (Fund GF 050, Subfund 010)	<u>1,703,000</u>
Total	<u>\$2,986,000</u>
<u>Expenditures:</u>	
Arbitrage Rebate Services	\$2,000
Interest Payments on Bonds, Series 2009B	1,566,000
Principal Payments on Bonds, Series 2009B	650,000
Reserve for Future Debt Service, Series 2009B	764,000
Transfer to Bond Administration (Fund GF 030, Subfund 031)	<u>4,000</u>
Total	<u>\$2,986,000</u>

\$44.595 Million Cap. Asset Acquisition Fixed Special Obligation Bonds – BABs Series “2009B”

Fund: 213 - Fund Type: D5 – Subfund: 2E7

\$13.345 Million - Light Speed Project (BABs Taxable)

Project: 213831

<u>Revenues:</u>	<u>2019-20</u>
Federal Subsidy Receipts	\$294,000
Programmed Cash Carryover	299,000
Programmed Federal Subsidy Reserve	161,000
Transfer from Internal Services Department (Fund GF 050, Subfund 010)	<u>1,063,000</u>
Total	<u>\$1,817,000</u>
<u>Expenditures:</u>	
Principal Payments on Bonds, Series 2009B	\$445,000
Interest Payments on Bonds, Series 2009B	921,000
Reserve for Future Debt Service, Series 2009B	447,000
Arbitrage Rebate Services	2,000
Transfer to Bond Administration (Fund GF 030, Subfund 031)	<u>2,000</u>
Total	<u>\$1,817,000</u>

\$44.595 Million Cap. Asset Acquisition Fixed Special Obligation Bonds – BABs Series “2009B”**Fund: 213 - Fund Type: D5 – Subfund: 2E7****\$8.4 Million - Project Close-Out Project (BABs Taxable)****Project: 213832**

<u>Revenues:</u>	<u>2019-20</u>
Federal Subsidy Receipts	\$184,000
Programmed Federal Subsidy Reserve	101,000
Programmed Cash Reserve	186,000
Transfer from Internal Services Department (Fund GF 050, Subfund 010)	174,000
Transfer from General Government Improvement Fund - (GGIF) (Fund CO 310, Subfund 313)	<u>582,000</u>
Total	<u>\$1,227,000</u>

<u>Expenditures:</u>	
Interest Payments on Bonds, Series 2009B	\$573,000
Principal Payments on Bonds, Series 2009B	\$375,000
Reserve for Future Debt Service, Series 2009B	276,000
Arbitrage Rebate Services	2,000
Transfer to Bond Administration (Fund GF 030, Subfund 031)	<u>1,000</u>
Total	<u>\$1,227,000</u>

\$44.595 Million Cap. Asset Acquisition Fixed Special Obligation Bonds –Series 2009B**Fund: 213 - Fund Type: D5 – Subfund: 2E7****Debt Service Reserve Fund - (BABs Taxable)****Project: 213835**

<u>Revenues:</u>	<u>2019-20</u>
Programmed Cash Reserve - BABs - Series 2009B Bonds	<u>\$4,500,000</u>

<u>Expenditures:</u>	
Reserve for Future Debt Service, BABs - Series 2009B Bonds	<u>\$4,500,000</u>

Capital Asset Acquisition Special Obligation Tax Exempt Bonds – Series “2010A”**Fund: 213 - Fund Type: D5 – Subfund: 2F1****Debt Service Reserve Fund - Series 2010A (Tax Exempt) Bonds****Project: 213922**

<u>Revenues:</u>	<u>2019-20</u>
Programmed Cash Reserve - Tax Exempt - Series 2010A Bonds	<u>\$1,250,000</u>

<u>Expenditures:</u>	
Reserve for Future Debt Service, Tax Exempt Series 2010A Bonds	<u>\$1,250,000</u>

Capital Asset Acquisition Special Obligation Taxable (BABs) – Series “2010B”**Fund: 213 - Fund Type: D5 – Subfund: 2F1****Debt Service Fund - Series 2010B BABs Bonds- Overtown II****Project: 213923**

<u>Revenues</u>	<u>2019-20</u>
Programmed Cash Carryover	\$1,365,000
Transfer from Internal Services Department (Overtown II Project) (87%) (Fund GF 050, Subfund 010)	4,629,000
Programmed Federal Subsidy Reserve	641,000
Federal Subsidy Receipts	<u>1,282,000</u>
Total	<u>\$7,917,000</u>

<u>Expenditures</u>	
Interest Payments on Bonds - Overtown II Project (87%)	\$4,011,000
Reserve For Debt Service - BABs Series 2010B Bonds (Overtown II Project)	1,958,000
Arbitrage Rebate Services	1,000
Principal Payments Bonds - Overtown II Project (87%)	1,937,000
Transfer to Bond Administration (Fund GF 030, Subfund 031)	<u>10,000</u>
Total	<u>\$7,917,000</u>

Capital Asset Acquisition Special Obligation Taxable Bonds – Series “2010B”**Fund: 213 - Fund Type: D5 – Subfund: 2F1****Debt Service Reserve Fund - Series 2010B Taxable BABs****Project: 213925****Revenues:****2019-20**

Programmed Cash Reserve - BABs - Series 2010B Bonds

\$5,583,000**Expenditures:**

Reserve for Future Debt Service, BABs - Series 2010B Bonds

\$5,583,000**Capital Asset Acquisition Special Obligation Bonds, Series 2011A and****Capital Asset Acquisition Taxable Special Obligation Bonds, Series 2011B (Baseball Project)****Fund: 213 - Fund Type: D5 – Subfund: 2F2****Debt Service Fund - Series 2011 A&B Bonds- Baseball Project****Project: 213930****Revenues****2019-20**

Cash Carryover

\$569,000

Transfer from General Government Improvement Fund - (GGIF) (Fund CO 310, Subfund 313)

2,509,000

Total

\$3,078,000**Expenditures**

Principal Payment on Series 2011A Bonds

\$1,110,000

Principal Payment on Series 2011B Bonds

280,000

Interest Payments on Series 2011 A Bonds

1,126,000

Interest Payments on Series 2011 B Bonds

13,000

Reserve For Future Debt Service A

541,000

Arbitrage Rebate Services A

1,000

Transfer to Bond Administration (Fund GF 030, Subfund 031) A

6,000

Transfer to Bond Administration (Fund GF 030, Subfund 031) B

1,000

Total

\$3,078,000**Capital Asset Acquisition Special Obligation – Series “2013A”****Fund: 213 - Fund Type: D5 – Subfund: 2F3****Debt Service Fund - Series 2013A Bonds- ERP****Project: 213931****Revenues****2019-20**

Cash Carryover

\$839,000

Transfer from General Government Improvement Fund - (GGIF) (Fund CO 310, Subfund 313)

3,530,000

Total

\$4,369,000**Expenditures**

Principal Payments Bonds - 2013A Bonds

\$1,880,000

Interest Payments on Bonds - 2013A Bonds

1,677,000

Reserve For Debt Service - 2013A Bonds

801,000

Arbitrage Rebate Services

1,000

Transfer to Bond Administration (Fund GF 030, Subfund 031)

10,000

Total

\$4,369,000

Capital Asset Acquisition Special Obligation – Series “2013A”
Fund: 213 - Fund Type: D5 – Subfund: 2F3
Debt Service Fund - Series 2013A Bonds- Elections

Project: 213932

<u>Revenues</u>	<u>2019-20</u>
Cash Carryover	\$51,000
Transfer from General Government Improvement Fund - (GGIF) (Fund CO 310, Subfund 313)	<u>589,000</u>
Total	<u>\$640,000</u>
<u>Expenditures</u>	
Principal Payments Bonds - 2013A Bonds	\$495,000
Interest Payments on Bonds - 2013A Bonds	101,000
Reserve For Debt Service - 2013A Bonds	42,000
Arbitrage Rebate Services	1,000
Transfer to Bond Administration (Fund GF 030, Subfund 031)	<u>1,000</u>
Total	<u>\$640,000</u>

Capital Asset Acquisition Special Obligation – Series “2013A”
Fund: 213 - Fund Type: D5 – Subfund: 2F3
Debt Service Fund - Series 2013A Bonds- Portables

Project: 213933

<u>Revenues</u>	<u>2019-20</u>
Cash Carryover	\$42,000
Transfer from General Government Improvement Fund - (GGIF) (Fund CO 310, Subfund 313)	<u>254,000</u>
Total	<u>\$296,000</u>
<u>Expenditures</u>	
Principal Payments Bonds - 2013A Bonds	\$170,000
Interest Payments on Bonds - 2013A Bonds	84,000
Reserve For Debt Service - 2013A Bonds	40,000
Arbitrage Rebate Services	1,000
Transfer to Bond Administration (Fund GF 030, Subfund 031)	<u>1,000</u>
Total	<u>\$296,000</u>

Capital Asset Acquisition Special Obligation – Series “2013A”
Fund: 213 - Fund Type: D5 – Subfund: 2F3
Debt Service Fund - Series 2013A Bonds- West Lot

Project: 213934

<u>Revenues</u>	<u>2019-20</u>
Cash Carryover	\$55,000
Transfer from Internal Service Department (Fund GF 050, Subfund 010)	<u>229,000</u>
Total	<u>\$284,000</u>
<u>Expenditures</u>	
Principal Payments Bonds - 2013A Bonds	\$120,000
Interest Payments on Bonds - 2013A Bonds	109,000
Reserve For Debt Service - 2013A Bonds	53,000
Arbitrage Rebate Services	1,000
Transfer to Bond Administration (Fund GF 030, Subfund 031)	<u>1,000</u>
Total	<u>\$284,000</u>

Capital Asset Acquisition Special Obligation – Series “2013A”
Fund: 213 - Fund Type: D5 – Subfund: 2F3
Debt Service Fund - Series 2013A Bonds- Naranja Lakes

Project: 213935

<u>Revenues</u>	<u>2019-20</u>
Cash Carryover	\$89,000
Transfer from Fund Type TF Fund 600 Subfund 607 Project 640TNL	<u>376,000</u>
Total	<u>\$465,000</u>
<u>Expenditures</u>	
Principal Payments Bonds - 2013A Bonds	\$200,000
Interest Payments on Bonds - 2013A Bonds	177,000
Reserve For Debt Service - 2013A Bonds	86,000
Arbitrage Rebate Services	1,000
Transfer to Bond Administration (Fund GF 030, Subfund 031)	<u>1,000</u>
Total	<u>\$465,000</u>

Capital Asset Acquisition Special Obligation – Series “2013A”
Fund: 213 - Fund Type: D5 – Subfund: 2F3
Debt Service Fund - Series 2013A Bonds- Scott Carver/Hope VI

Project: 213936

<u>Revenues</u>	<u>2019-20</u>
Cash Carryover	\$286,000
Transfer from General Government Improvement Fund - (GGIF) (Fund CO 310, Subfund 313)	<u>973,000</u>
Total	<u>\$1,259,000</u>
<u>Expenditures</u>	
Principal Payments Bonds - 2013A Bonds	\$405,000
Interest Payments on Bonds - 2013A Bonds	572,000
Reserve For Debt Service - 2013A Bonds	279,000
Arbitrage Rebate Services	1,000
Transfer to Bond Administration (Fund GF 030, Subfund 031)	<u>2,000</u>
Total	<u>\$1,259,000</u>

Capital Asset Acquisition Special Obligation – Series “2013A”
Fund: 213 - Fund Type: D5 – Subfund: 2F3
Debt Service Fund - Series 2013A Bonds- Bus Lease (CAHSD)

Project: 213937

<u>Revenues</u>	<u>2019-20</u>
Cash Carryover	\$29,000
Transfer from General Government Improvement Fund - (GGIF) (Fund CO 310, Subfund 313)	<u>334,000</u>
Total	<u>\$363,000</u>
<u>Expenditures</u>	
Principal Payments Bonds - 2013A Bonds	\$280,000
Interest Payments on Bonds - 2013A Bonds	57,000
Reserve For Debt Service - 2013A Bonds	24,000
Arbitrage Rebate Services	1,000
Transfer to Bond Administration (Fund GF 30, Subfund 031)	<u>1,000</u>
Total	<u>\$363,000</u>

Capital Asset Acquisition Special Obligation – Series “2013B”
Fund: 213 - Fund Type: D5 – Subfund: 2F3
Debt Service Fund - Series 2013B Bonds - Answer Center

Project: 213939

<u>Revenues</u>	<u>2019-20</u>
Cash Carryover	\$13,000
Transfer from General Government Improvement Fund - (GGIF) (Fund CO 310, Subfund 313)	<u>201,000</u>
Total	<u>\$214,000</u>
<u>Expenditures</u>	
Principal Payments Bonds - 2013B Bonds	\$170,000
Interest Payments on Bonds - 2013B Bonds	27,000
Reserve For Debt Service - 2013B Bonds	15,000
Arbitrage Rebate Services	1,000
Transfer to Bond Administration (Fund GF 030, Subfund 031)	<u>1,000</u>
Total	<u>\$214,000</u>

Capital Asset Acquisition Special Obligation – Series “2013B”
Fund: 213 - Fund Type: D5 – Subfund: 2F3
Debt Service Fund - Series 2013B Bonds- Golf Club of Miami

Project: 213940

<u>Revenues</u>	<u>2019-20</u>
Cash Carryover	\$17,000
Transfer from General Government Improvement Fund - (GGIF) (Fund CO 310, Subfund 313)	<u>253,000</u>
Total	<u>\$270,000</u>
<u>Expenditures</u>	
Principal Payments Bonds - 2013B Bonds	\$215,000
Interest Payments on Bonds - 2013B Bonds	34,000
Reserve For Debt Service - 2013B Bonds	19,000
Arbitrage Rebate Services	1,000
Transfer to Bond Administration (Fund GF 030, Subfund 031)	<u>1,000</u>
Total	<u>\$270,000</u>

Capital Asset Acquisition Special Obligation – Series “2013B”
Fund: 213 - Fund Type: D5 – Subfund: 2F3
Debt Service Fund - Series 2013B Bonds- UHF Radio

Project: 213941

<u>Revenues</u>	<u>2019-20</u>
Cash Carryover	\$71,000
Transfer from General Government Improvement Fund - (GGIF) (Fund CO 310, Subfund 313)	<u>989,000</u>
Total	<u>\$1,060,000</u>
<u>Expenditures</u>	
Principal Payments Bonds - 2013B Bonds	\$912,000
Interest Payments on Bonds - 2013B Bonds	143,000
Arbitrage Rebate Services	1,000
Transfer to Bond Administration (Fund GF 030, Subfund 031)	<u>4,000</u>
Total	<u>\$1,060,000</u>

Capital Asset Acquisition Special Obligation – Series “2013B”**Fund: 213 - Fund Type: D5 – Subfund: 2F3****Debt Service Fund - Series 2013B Bonds- ADA****Project: 213943**

<u>Revenues</u>	<u>2019-20</u>
Cash Carryover	\$17,000
Transfer from General Government Improvement Fund - (GGIF) (Fund CO 310, Subfund 313)	<u>258,000</u>
Total	<u>\$275,000</u>
<u>Expenditures</u>	
Principal Payments Bonds - 2013B Bonds	\$220,000
Interest Payments on Bonds - 2013B Bonds	34,000
Reserve For Debt Service - 2013B Bonds	19,000
Arbitrage Rebate Services	1,000
Transfer to Bond Administration (Fund GF 030, Subfund 031)	<u>1,000</u>
Total	<u>\$275,000</u>

Capital Asset Acquisition Special Obligation – Series “2013B”**Fund: 213 - Fund Type: D5 – Subfund: 2F3****Debt Service Fund - Series 2013B Bonds- Elections****Project: 213944**

<u>Revenues</u>	<u>2019-20</u>
Cash Carryover	\$54,000
Transfer from General Government Improvement Fund - (GGIF) (Fund CO 310, Subfund 313)	<u>630,000</u>
Total	<u>\$684,000</u>
<u>Expenditures</u>	
Principal Payments Bonds - 2013B Bonds	\$548,000
Interest Payments on Bonds - 2013B Bonds	86,000
Reserve For Debt Service - 2013B Bonds	47,000
Arbitrage Rebate Services	1,000
Transfer to Bond Administration (Fund GF 030, Subfund 031)	<u>2,000</u>
Total	<u>\$684,000</u>

Capital Asset Acquisition Special Obligation – Series “2013B”**Fund: 213 - Fund Type: D5 – Subfund: 2F3****Debt Service Fund - Series 2013B Bonds- Courthouse Façade****Project: 213945**

<u>Revenues</u>	<u>2019-20</u>
Cash Carryover	\$55,000
Transfer from General Government Improvement Fund - (GGIF) (Fund CO 310, Subfund 313)	<u>818,000</u>
Total	<u>\$873,000</u>
<u>Expenditures</u>	
Principal Payments Bonds - 2013B Bonds	\$701,000
Interest Payments on Bonds - 2013B Bonds	110,000
Reserve For Debt Service - 2013B Bonds	59,000
Arbitrage Rebate Services	1,000
Transfer to Bond Administration (Fund GF 030, Subfund 031)	<u>2,000</u>
Total	<u>\$873,000</u>

\$29.72 Million Capital Asset Acquisition Fixed Rate Special Obligation – Series “2016A”
Fund: 213 - Fund Type: D5 – Subfund: 2F4
Animal Shelter \$17.54 Million

Project: 213946

<u>Revenues</u>	<u>2019-20</u>
Programmed Carryover	\$409,000
Transfer from Animal Services (Fund GF 030, Subfund 022)	331,000
Transfer from General Government Improvement Fund - (GGIF) (Fund CO 310, Subfund 313)	<u>812,000</u>
Total	<u>\$1,552,000</u>
<u>Expenditures</u>	
Principal Payments Bonds - Series 2016A	\$325,000
Interest Payments on Bonds - Series 2016A	818,000
Reserve For Debt Service - Series 2016A	404,000
Arbitrage Rebate Services	2,000
Transfer to Bond Administration (Fund GF 030, Subfund 031)	<u>3,000</u>
Total	<u>\$1,552,000</u>

\$29.72 Million Capital Asset Acquisition Fixed Rate Special Obligation – Series “2016A”
Fund: 213 - Fund Type: D5 – Subfund: 2F4
Liberty City Clinic \$1.915 Million

Project: 213947

<u>Revenues</u>	<u>2019-20</u>
Programmed Carryover	\$45,000
Transfer from Animal Services (Fund GF 030, Subfund 022)	<u>126,000</u>
Total	<u>\$171,000</u>
<u>Expenditures</u>	
Principal Payments Bonds - Series 2016A	\$35,000
Interest Payments on Bonds - Series 2016A	89,000
Reserve For Debt Service - Series 2016A	44,000
Arbitrage Rebate Services	2,000
Transfer to Bond Administration (Fund GF 030, Subfund 031)	<u>1,000</u>
Total	<u>\$171,000</u>

\$29.72 Million Capital Asset Acquisition Fixed Rate Special Obligation – Series “2016A”
Fund: 213 - Fund Type: D5 – Subfund: 2F4
Zoo \$2.99 Million

Project: 213948

<u>Revenues</u>	<u>2019-20</u>
Programmed Carryover	\$54,000
Transfer from Parks, Recreation and Open Spaces (Fund GF 040, Subfund 008)	<u>336,000</u>
Total	<u>\$390,000</u>
<u>Expenditures</u>	
Principal Payments Bonds - Series 2016A	\$230,000
Interest Payments on Bonds - Series 2016A	107,000
Reserve For Debt Service - Series 2016A	50,000
Arbitrage Rebate Services	2,000
Transfer to Bond Administration (Fund GF 030, Subfund 031)	<u>1,000</u>
Total	<u>\$390,000</u>

\$29.72 Million Capital Asset Acquisition Fixed Rate Special Obligation – Series “2016A”
Fund: 213 - Fund Type: D5 – Subfund: 2F4
Park Improvements \$3.195 Million

Project: 213949

<u>Revenues</u>	<u>2019-20</u>
Programmed Carryover	\$63,000
Transfer from General Government Improvement Fund - (GGIF) (Fund CO 310, Subfund 313)	<u>307,000</u>
Total	<u>\$370,000</u>

<u>Expenditures</u>	
Principal Payments Bonds - Series 2016A	\$180,000
Interest Payments on Bonds - Series 2016A	126,000
Reserve For Debt Service - Series 2016A	61,000
Arbitrage Rebate Services	2,000
Transfer to Bond Administration (Fund GF 030, Subfund 031)	<u>1,000</u>
Total	<u>\$370,000</u>

\$193.4 Million Capital Asset Acquisition Fixed Rate Special Obligation – Series “2016B”
Fund: 213 - Fund Type: D5 – Subfund: 2F4
Overtown I \$87.690 Million

Project: 213951

<u>Revenues</u>	<u>2019-20</u>
Programmed Carryover	\$1,278,000
Transfer from Internal Services Department (Fund GF 050, Subfund 010)	<u>4,780,000</u>
Total	<u>\$6,058,000</u>

<u>Expenditures</u>	
Principal Payments Bonds - Series 2016B	\$2,265,000
Interest Payments on Bonds - Series 2016B	2,557,000
Reserve For Debt Service - Series 2016B	1,222,000
Arbitrage Rebate Services	2,000
Transfer to Bond Administration (Fund GF 030, Subfund 031)	<u>12,000</u>
Total	<u>\$6,058,000</u>

\$193.4 Million Capital Asset Acquisition Fixed Rate Special Obligation – Series “2016B”
Fund: 213 - Fund Type: D5 – Subfund: 2F4
Overtown II \$87.690 Million

Project: 213952

<u>Revenues</u>	<u>2019-20</u>
Programmed Carryover	\$410,000
Transfer from Internal Service Department (Fund GF 050, Subfund 010)	<u>1,533,000</u>
Total	<u>\$1,943,000</u>

<u>Expenditures</u>	
Principal Payments Bonds - Series 2016B	\$725,000
Interest Payments on Bonds - Series 2016B	820,000
Reserve For Debt Service - Series 2016B	392,000
Arbitrage Rebate Services	2,000
Transfer to Bond Administration (Fund GF 030, Subfund 031)	<u>4,000</u>
Total	<u>\$1,943,000</u>

\$193.4 Million Capital Asset Acquisition Fixed Rate Special Obligation – Series “2016B”
Fund: 213 - Fund Type: D5 – Subfund: 2F4
Libraries \$26.110 Million

Project: 213953

<u>Revenues</u>	<u>2019-20</u>
Programmed Carryover	\$361,000
Transfer from Library Department (Fund SL 090, Subfund 091)	<u>1,578,000</u>
Total	<u>\$1,939,000</u>

<u>Expenditures</u>	
Principal Payments Bonds - Series 2016B	\$870,000
Interest Payments on Bonds - Series 2016B	723,000
Reserve For Debt Service - Series 2016B	340,000
Arbitrage Rebate Services	2,000
Transfer to Bond Administration (Fund GF 030, Subfund 031)	<u>4,000</u>
Total	<u>\$1,939,000</u>

\$193.4 Million Capital Asset Acquisition Fixed Rate Special Obligation – Series “2016B”
Fund: 213 - Fund Type: D5 – Subfund: 2F4
Purchase and Build Up TECO \$18.600 Million

Project: 213954

<u>Revenues</u>	<u>2019-20</u>
Programmed Carryover	\$271,000
Transfer from Internal Service Department (Fund GF 050, Subfund 010)	<u>1,015,000</u>
Total	<u>\$1,286,000</u>

<u>Expenditures</u>	
Principal Payments Bonds - Series 2016B	\$480,000
Interest Payments on Bonds - Series 2016B	542,000
Reserve For Debt Service - Series 2016B	259,000
Arbitrage Rebate Services	2,000
Transfer to Bond Administration (Fund GF 030, Subfund 031)	<u>3,000</u>
Total	<u>\$1,286,000</u>

\$193.4 Million Capital Asset Acquisition Fixed Rate Special Obligation – Series “2016B”
Fund: 213 - Fund Type: D5 – Subfund: 2F4
ETSF Radio Towers Project \$4.785 Million

Project: 213955

<u>Revenues</u>	<u>2019-20</u>
Programmed Carryover	\$54,000
Transfer from Information Technology Department (Fund GF 060, Various Subfunds)	<u>335,000</u>
Total	<u>\$389,000</u>

<u>Expenditures</u>	
Principal Payments Bonds - Series 2016B	\$230,000
Interest Payments on Bonds - Series 2016B	108,000
Reserve For Debt Service - Series 2016B	48,000
Arbitrage Rebate Services	2,000
Transfer to Bond Administration (Fund GF 030, Subfund 031)	<u>1,000</u>
Total	<u>\$389,000</u>

\$193.4 Million Capital Asset Acquisition Fixed Rate Special Obligation – Series “2016B”
Fund: 213 - Fund Type: D5 – Subfund: 2F4
Correction Fire System \$10.335 Million

Project: 213956

<u>Revenues</u>	<u>2019-20</u>
Programmed Carryover	\$117,000
Transfer from General Government Improvement Fund - (GGIF) (Fund CO 310, Subfund 313)	<u>716,000</u>
Total	<u>\$833,000</u>
<u>Expenditures</u>	
Principal Payments Bonds - Series 2016B	\$490,000
Interest Payments on Bonds - Series 2016B	234,000
Reserve For Debt Service - Series 2016B	105,000
Arbitrage Rebate Services	2,000
Transfer to Bond Administration (Fund GF 030, Subfund 031)	<u>2,000</u>
Total	<u>\$833,000</u>

\$193.4 Million Capital Asset Acquisition Fixed Rate Special Obligation – Series “2016B”
Fund: 213 - Fund Type: D5 – Subfund: 2F4
Hope VI \$15.910 Million

Project: 213957

<u>Revenues</u>	<u>2019-20</u>
Programmed Carryover	\$232,000
Transfer from General Government Improvement Fund - (GGIF) (Fund CO 310, Subfund 313)	<u>868,000</u>
Total	<u>\$1,100,000</u>
<u>Expenditures</u>	
Principal Payments Bonds - Series 2016B	\$410,000
Interest Payments on Bonds - Series 2016B	464,000
Reserve For Debt Service - Series 2016B	222,000
Arbitrage Rebate Services	2,000
Transfer to Bond Administration (Fund GF 030, Subfund 031)	<u>2,000</u>
Total	<u>\$1,100,000</u>

\$193.4 Million Capital Asset Acquisition Fixed Rate Special Obligation – Series “2016B”
Fund: 213 - Fund Type: D5 – Subfund: 2F4
New ISD Shop \$19.345 Million

Project: 213958

<u>Revenues</u>	<u>2019-20</u>
Programmed Carryover	\$268,000
Transfer from Internal Service Department (Fund GF 050, Subfund 010)	<u>1,165,000</u>
Total	<u>\$1,433,000</u>
<u>Expenditures</u>	
Principal Payments Bonds - Series 2016B	\$640,000
Interest Payments on Bonds - Series 2016B	536,000
Reserve For Debt Service - Series 2016B	252,000
Arbitrage Rebate Services	2,000
Transfer to Bond Administration (Fund GF 030, Subfund 031)	<u>3,000</u>
Total	<u>\$1,433,000</u>

\$193.4 Million Capital Asset Acquisition Fixed Rate Special Obligation – Series “2016B”
Fund: 213 - Fund Type: D5 – Subfund: 2F4
Answer Center \$3.9 Million

Project: 213959

<u>Revenues</u>	<u>2019-20</u>
Programmed Carryover	\$27,000
Transfer from General Government Improvement Fund - (GGIF) (Fund CO 310, Subfund 313)	<u>58,000</u>
Total	<u>\$85,000</u>
<u>Expenditures</u>	
Interest Payments on Bonds - Series 2016B	\$55,000
Reserve For Debt Service - Series 2016B	27,000
Arbitrage Rebate Services	2,000
Transfer to Bond Administration (Fund GF 030, Subfund 031)	<u>1,000</u>
Total	<u>\$85,000</u>

\$193.4 Million Capital Asset Acquisition Fixed Rate Special Obligation – Series “2016B”
Fund: 213 - Fund Type: D5 – Subfund: 2F4
ADA Projects \$4.7 Million

Project: 213960

<u>Revenues</u>	<u>2019-20</u>
Programmed Carryover	\$4,000
Transfer from General Government Improvement Fund - (GGIF) (Fund CO 310, Subfund 313)	<u>10,000</u>
Total	<u>\$14,000</u>
<u>Expenditures</u>	
Interest Payments on Bonds - Series 2016B	\$7,000
Reserve For Debt Service - Series 2016B	4,000
Arbitrage Rebate Services	2,000
Transfer to Bond Administration (Fund GF 030, Subfund 031)	<u>1,000</u>
Total	<u>\$14,000</u>

\$193.4 Million Capital Asset Acquisition Fixed Rate Special Obligation – Series “2016B”
Fund: 213 - Fund Type: D5 – Subfund: 2F4
Golf Club of Miami \$4.6 Million

Project: 213961

<u>Revenues</u>	<u>2019-20</u>
Programmed Carryover	\$4,000
Transfer from General Government Improvement Fund - (GGIF) (Fund CO 310, Subfund 313)	<u>10,000</u>
Total	<u>\$14,000</u>
<u>Expenditures</u>	
Interest Payments on Bonds - Series 2016B	\$7,000
Reserve For Debt Service - Series 2016B	4,000
Arbitrage Rebate Services	2,000
Transfer to Bond Administration (Fund GF 030, Subfund 031)	<u>1,000</u>
Total	<u>\$14,000</u>

\$193.4 Million Capital Asset Acquisition Fixed Rate Special Obligation – Series “2016B”
Fund: 213 - Fund Type: D5 – Subfund: 2F4
Elections Building \$11.7 Million

Project: 213962

<u>Revenues</u>	<u>2019-20</u>
Programmed Carryover	\$88,000
Transfer from General Government Improvement Fund - (GGIF) (Fund CO 310, Subfund 313)	<u>179,000</u>
Total	<u>\$267,000</u>
<u>Expenditures</u>	
Interest Payments on Bonds - Series 2016B	\$176,000
Reserve For Debt Service - Series 2016B	88,000
Arbitrage Rebate Services	2,000
Transfer to Bond Administration (Fund GF 030, Subfund 031)	<u>1,000</u>
Total	<u>\$267,000</u>

\$193.4 Million Capital Asset Acquisition Fixed Rate Special Obligation – Series “2016B”
Fund: 213 - Fund Type: D5 – Subfund: 2F4
Courthouse Façade Project \$15 Million

Project: 213963

<u>Revenues</u>	<u>2019-20</u>
Programmed Carryover	\$12,000
Transfer from General Government Improvement Fund - (GGIF) (Fund CO 310, Subfund 313)	<u>27,000</u>
Total	<u>\$39,000</u>
<u>Expenditures</u>	
Interest Payments on Bonds - Series 2016B	\$24,000
Reserve For Debt Service - Series 2016B	12,000
Arbitrage Rebate Services	2,000
Transfer to Bond Administration (Fund GF 030, Subfund 031)	<u>1,000</u>
Total	<u>\$39,000</u>

\$193.4 Million Capital Asset Acquisition Fixed Rate Special Obligation – Series “2016B”
Fund: 213 - Fund Type: D5 – Subfund: 2F4
Public Service Tax (UMSA) Series "2006" \$28 Million

Project: 213964

<u>Revenues</u>	<u>2019-20</u>
Programmed Carryover	\$348,000
Transfer from Unincorporated Municipal Service Area General Fund	<u>1,643,000</u>
Total	<u>\$1,991,000</u>
<u>Expenditures</u>	
Principal Payments on Bonds - Series 2016B	\$965,000
Interest Payments on Bonds - Series 2016B	696,000
Reserve For Debt Service - Series 2016B	324,000
Arbitrage Rebate Services	2,000
Transfer to Bond Administration (Fund GF 030, Subfund 031)	<u>4,000</u>
Total	<u>\$1,991,000</u>

\$193.4 Million Capital Asset Acquisition Fixed Rate Special Obligation – Series “2016B”
Fund: 213 - Fund Type: D5 – Subfund: 2F4
Public Service Tax (UMSA) Series “2007” \$30 Million

Project: 213965

<u>Revenues</u>	<u>2019-20</u>
Programmed Carryover	\$405,000
Transfer from Unincorporated Municipal Service Area General Fund	<u>1,767,000</u>
Total	<u>\$2,172,000</u>

<u>Expenditures</u>	
Principal Payments on Bonds - Series 2016B	\$975,000
Interest Payments on Bonds - Series 2016B	810,000
Reserve For Debt Service - Series 2016B	381,000
Arbitrage Rebate Services	2,000
Transfer to Bond Administration (Fund GF 030, Subfund 031)	<u>4,000</u>
Total	<u>\$2,172,000</u>

\$74.435 Million Capital Asset Acquisition Fixed Rate Special Obligation – Series “2017A”
Fund: 213 - Fund Type: D5 – Subfund: 2F5
PHT (Tax Exempt) \$26.055 Million

Project: 213966

<u>Revenues</u>	<u>2019-20</u>
Programmed Carryover	\$652,000
Transfer from General Government Improvement Fund - (GGIF) (Fund CO 310, Subfund 313)	<u>3,331,000</u>
Total	<u>\$3,983,000</u>

<u>Expenditures</u>	
Principal Payments on Bonds, Series 2017A	\$2,070,000
Interest Payments on Bonds - Series 2017A	1,303,000
Reserve For Debt Service - Series 2017A	600,000
Arbitrage Rebate Services	2,000
Transfer to Bond Administration (Fund GF 030, Subfund 031)	<u>8,000</u>
Total	<u>\$3,983,000</u>

\$74.435 Million Capital Asset Acquisition Fixed Rate Special Obligation – Series “2017A”
Fund: 213 - Fund Type: D5 – Subfund: 2F5
Light Speed Project (Tax Exempt) \$870,000

Project: 213967

<u>Revenues</u>	<u>2019-20</u>
Programmed Carryover	\$17,000
Transfer from Internal Service Department (Fund GF 050, Subfund 010)	<u>61,000</u>
Total	<u>\$78,000</u>

<u>Expenditures</u>	
Principal Payments on Bonds, Series 2017A	\$25,000
Interest Payments on Bonds - Series 2017A	34,000
Reserve For Debt Service - Series 2017A	16,000
Arbitrage Rebate Services	2,000
Transfer to Bond Administration (Fund GF 030, Subfund 031)	<u>1,000</u>
Total	<u>\$78,000</u>

\$16.185 million Cap. Asset Acquisition Fixed Special Obligation Bonds – Series “2018A”**Fund: 213 - Fund Type: D5 – Subfund: 2F6****\$6,135,000 - Elections-ADA Project****Project: 213968**

<u>Revenues:</u>	<u>2019-20</u>
Programmed Cash Carryover	\$91,000
Transfer from General Government Improvement Fund - (GGIF) (Fund CO 310, Subfund 313)	<u>508,000</u>
Total	<u>\$599,000</u>
<u>Expenditures:</u>	
Principal Payments on Bonds, Series 2018A	\$330,000
Interest Payments on Bonds, Series 2018A	180,000
Reserve for Future Debt Service, Series 2018A	85,000
Arbitrage Rebate Services	2,000
Transfer to Bond Administration (Fund GF 030, Subfund 031)	<u>2,000</u>
Total	<u>\$599,000</u>

\$16.185 million Cap. Asset Acquisition Fixed Special Obligation Bonds – Series “2018A”**Fund: 213 - Fund Type: D5 – Subfund: 2F6****\$10,050,000 - QNIP Project****Project: 213969**

<u>Revenues:</u>	<u>2019-20</u>
Programmed Cash Carryover	\$148,000
Transfer from General Government Improvement Fund - (GGIF) (Fund CO 310, Subfund 313)	<u>836,000</u>
Total	<u>\$984,000</u>
<u>Expenditures:</u>	
Principal Payments on Bonds, Series 2018A	\$545,000
Interest Payments on Bonds, Series 2018A	295,000
Reserve for Future Debt Service, Series 2018A	139,000
Arbitrage Rebate Services	2,000
Transfer to Bond Administration (Fund GF 030, Subfund 031)	<u>3,000</u>
Total	<u>\$984,000</u>

Special Oblig. Notes-Series "2008 A"**Fund: 214 - Fund Type: D6 – Subfund: 2N1****Coral Gables Courthouse- \$3.675 Million****Project: 214101**

<u>Revenues:</u>	<u>2019-20</u>
Transfer from Administrative Office of the Courts (Fund GF 030, Subfund 042)	\$304,000
Programmed Cash Reserve	<u>22,000</u>
Total	<u>\$326,000</u>
<u>Expenditures:</u>	
Principal Payments on Notes	\$261,000
Interest Payments on Notes	44,000
Reserve for Future Debt Service	18,000
Arbitrage Rebate Services	2,000
Transfer to Bond Administration (Fund GF 030, Subfund 031)	<u>1,000</u>
Total	<u>\$326,000</u>

Special Oblig. Notes-Series "2008 A"
Fund: 214 - Fund Type: D6 – Subfund: 2N1
Golf Club of Miami-Renovations-\$2.50 Million

Project: 214102

<u>Revenues:</u>	<u>2019-20</u>
Programmed Cash Reserve	\$15,000
Transfer from Parks Golf Operations (Fund GF 040, Subfund 001)	<u>208,000</u>
Total	<u>\$223,000</u>
<u>Expenditures:</u>	
Principal Payments on Notes	\$177,000
Interest Payments on Notes	30,000
Reserve for Future Debt Service	13,000
Arbitrage Rebate Services	2,000
Transfer to Bond Administration (Fund GF 030, Subfund 031)	<u>1,000</u>
Total	<u>\$223,000</u>

Special Oblig. Notes-Series "2008 A"
Fund: 214 - Fund Type: D6 – Subfund: 2N1
Fire Department- Fleet Replacement- \$975,000

Project: 214103

<u>Revenues:</u>	<u>2019-20</u>
Programmed Cash Reserve	\$6,000
Transfer from Fire Department (Fund SF 011, Subfund 111)	<u>84,000</u>
Total	<u>\$90,000</u>
<u>Expenditures:</u>	
Principal Payments on Notes	\$69,000
Interest Payments on Notes	12,000
Reserve for Future Debt Service	6,000
Arbitrage Rebate Services	2,000
Transfer to Bond Administration (Fund GF 030, Subfund 031)	<u>1,000</u>
Total	<u>\$90,000</u>

Special Oblig. Notes-Series "2008 A"
Fund: 214 - Fund Type: D6 – Subfund: 2N1
Parks & Recreation- Construction of Crandon Clubhouse- \$4.125 Million

Project: 214104

<u>Revenues:</u>	<u>2019-20</u>
Programmed Cash Reserve	\$25,000
Transfer from Sports Tax Revenues-Revenue Fund (Project 205800)	<u>341,000</u>
Total	<u>\$366,000</u>
<u>Expenditures:</u>	
Principal Payments on Notes	\$293,000
Interest Payments on Notes	50,000
Reserve for Future Debt Service	20,000
Arbitrage Rebate Services	2,000
Transfer to Bond Administration (Fund GF 030, Subfund 031)	<u>1,000</u>
Total	<u>\$366,000</u>

Special Oblig. Notes-Series "2008 B"
Fund: 214 - Fund Type: D6 – Subfund: 2N1
Coast Guard- \$17.450 Million

Project: 214105

<u>Revenues:</u>	<u>2019-20</u>
Programmed Cash Reserve	\$323,000
Transfer from General Government Improvement Fund - (GGIF) (Fund CO 310, Subfund 313)	<u>2,195,000</u>
Total	<u>\$2,518,000</u>
<u>Expenditures:</u>	
Principal Payments on Notes	\$1,575,000
Interest Payments on Notes	646,000
Reserve for Future Debt Service	289,000
Arbitrage Rebate Services	2,000
Transfer to Bond Administration (Fund GF 030, Subfund 031)	<u>6,000</u>
Total	<u>\$2,518,000</u>

\$13.2 Million Police Vehicle Lease
Miami-Dade County, Florida, Series 2015 - Police Vehicles
Fund 292 – Loan Agreements
Fund Type: D9 – Subfund: 2M1

Project: 292910

<u>Revenues:</u>	<u>2019-20</u>
Programmed Cash Reserve	\$19,000
Transfer from General Government Improvement Fund - (GGIF) (Fund CO 310, Subfund 313)	<u>2,665,000</u>
Total	<u>\$2,684,000</u>
<u>Expenditures:</u>	
Principal Payment on Loan	\$2,640,000
Interest Payments on Loan	37,000
Transfer to Bond Administration (Fund GF 030, Subfund 031)	<u>7,000</u>
Total	<u>\$2,684,000</u>

\$10.86 Million Police/ASD Vehicle Lease
Miami-Dade County, Florida, Series 2016 - Police/ASD Vehicles
Fund 292 – Loan Agreements
Fund Type: D9 – Subfund: 2M1

Project: 292911

<u>Revenues:</u>	<u>2019-20</u>
Programmed Cash Reserve - Police	\$27,000
Programmed Cash Reserve - Animal Services	1,000
Transfer from General Government Improvement Fund - (GGIF) (Fund CO 310, Subfund 313) Police	2,150,000
Transfer from General Government Improvement Fund - (GGIF) (Fund CO 310, Subfund 313) Animal Services	<u>71,000</u>
Total	<u>\$2,249,000</u>
<u>Expenditures:</u>	
Principal Payment on Loan	\$2,172,000
Interest Payments on Loan	56,000
Reserve for Future Debt Service	15,000
Transfer to Bond Administration (Fund GF 030, Subfund 031)	<u>6,000</u>
Total	<u>\$2,249,000</u>

\$22.5 Million Multi-Dept. Vehicle Lease
Miami-Dade County, Florida, Series 2017
Fund 292 – Loan Agreements
Fund Type: D9 – Subfund: 2M1

Project: 292912

<u>Revenues:</u>	<u>2019-20</u>
Programmed Cash Reserve	\$2,368,000
Transfer from (Animal Services 5)	11,000
Transfer from (Animal Services 7)	43,000
Transfer from (Board of County Commissioners)	6,000
Transfer from (Elections)	19,000
Transfer from (Corrections and Rehabilitation 5)	660,000
Transfer from (Corrections and Rehabilitation 7)	493,000
Transfer from (Police)	2,336,000
Transfer from (Medical Examiner)	30,000
Transfer from (Parks, Recreation and Open Spaces 7)	654,000
Transfer from (Internal Services)	303,000
Transfer from (Property Appraiser)	30,000
Transfer from (Solid Waste Gen Seg)	<u>161,000</u>
Total	<u>\$7,114,000</u>
<u>Expenditures:</u>	
Principal Payment on Loan	\$4,467,000
Interest Payment on Loan	263,000
Reserve for Future Debt Service	2,364,000
Transfer to Bond Administration (Fund GF 030, Subfund 031)	<u>20,000</u>
Total	<u>\$7,114,000</u>

\$15.728 Million Fire UHF - Equipment Lease
Miami-Dade County, Florida, Series 2018 - Fire UHF Equipment
Fund 292 – Loan Agreements
Fund Type: D9 – Subfund: 2M1

Project: 292913

<u>Revenues:</u>	<u>2019-20</u>
Programmed Cash Reserve	\$235,000
Transfer from General Government Improvement Fund (GGIF) (Fund CO 310, Subfund 313)	<u>1,999,000</u>
Total	<u>\$2,234,000</u>
<u>Expenditures:</u>	
Principal Payments on Loan	\$1,549,000
Interest Payments on Loan	469,000
Reserve for Future Debt Service	211,000
Transfer to Bond Administration (Fund GF 030, Subfund 031)	<u>5,000</u>
Total	<u>\$2,234,000</u>

\$18.112 Million Master Equipment Lease - Tranche 1
Miami-Dade County, Florida, Series 2018 - MELPA-T1
Fund 292 – Loan Agreements
Fund Type: D9 – Subfund: 2M1

Project: 292914

<u>Revenues:</u>	<u>2019-20</u>
Programmed Cash Reserve	\$309,000
Transfer from (Elections)	6,000
Transfer from (Property Appraiser)	11,000
Transfer from (Fire Rescue)	<u>604,000</u>
Total	<u>\$930,000</u>
<u>Expenditures:</u>	
Principal Payment on Loan	\$461,000
Interest Payment on Loan	157,000
Reserve for Future Debt Service	308,000
Transfer to Bond Administration (Fund GF 030, Subfund 031)	<u>4,000</u>
Total	<u>\$930,000</u>

\$27.218 Million Master Equipment Lease - Tranche 2
Miami-Dade County, Florida, Series 2019 - MELPA-T2
Fund 292 – Loan Agreements
Fund Type: D9 – Subfund: 2M1

Project: 292915

<u>Revenues:</u>	<u>2019-20</u>
Programmed Cash Reserve	\$1,950,000
Transfer from (Mosquito Control)	41,000
Transfer from (Department of Transit and Public Works)	478,000
Transfer from (Parks, Recreation and Open Spaces)	58,000
Transfer from (Internal Services)	249,000
Transfer from (Fire Rescue)	729,000
Transfer from (Police)	2,209,000
Transfer from (Animal Services)	64,000
Transfer from (Board of County Commissioners)	12,000
Transfer from (Cultural Affairs)	15,000
Transfer from (Elections)	10,000
Transfer from (Public Defender)	7,000
Transfer from (Juvenile Services)	11,000
Transfer from (Medical Examiner)	16,000
Transfer from (Property Appraiser)	<u>6,000</u>
Total	<u>\$5,855,000</u>
<u>Expenditures:</u>	
Principal Payment on Loan	\$3,375,000
Interest Payment on Loan	511,000
Reserve for Future Debt Service	1,949,000
Transfer to Bond Administration (Fund GF 030, Subfund 031)	<u>20,000</u>
Total	<u>\$5,855,000</u>

\$247.6 Million Sunshine State Governmental Financing Commission
Miami-Dade County, Florida, Series 2011A (\$100 Million)
Fund 292 – Loan Agreements
Fund Type: D9 – Subfund: 2L8

Project: 298502

<u>Revenues:</u>	<u>2019-20</u>
Transfer from Convention Development Tax Revenue (Project 206300)	\$2,813,000
Transfer from Fire Rescue Department (Fund SF 011, Subfund 111)	1,421,000
Transfer from General Government Improvement Fund - (GGIF) (Fund CO 310, Subfund 313)	<u>1,340,000</u>
Total	<u>\$5,574,000</u>
<u>Expenditures:</u>	
Principal Payment on Loan	\$4,056,000
Interest Payments on Loan	<u>1,518,000</u>
Total	<u>\$5,574,000</u>

\$247.6 Million Sunshine State Governmental Financing Commission
Miami-Dade County, Florida, Series 2011A (\$52 Million)
Fund 292 – Loan Agreements
Fund Type: D9 – Subfund: 2L8

Project: 298503

<u>Revenues:</u>	<u>2019-20</u>
Transfer from Convention Development Tax Revenue (Project 206300)	\$835,000
Transfer from General Government Improvement Fund - (GGIF) (Fund CO 310, Subfund 313)	1,012,000
Transfer from Parks, Recreation and Open Spaces - Marina	<u>293,000</u>
Total	<u>\$2,140,000</u>
<u>Expenditures:</u>	
Principal Payment on Loan	\$1,515,000
Interest Payments on Loan	<u>625,000</u>
Total	<u>\$2,140,000</u>

MIAMI-DADE LIBRARY
Library Capital Construction
(Fund CO 310, Subfund 311)

<u>Revenues:</u>	<u>2019-20</u>
Carryover	\$8,143,000
Transfer from Operating Library Fund (Fund SL 090, Subfund 091)	<u>7,586,000</u>
Total	<u>\$15,729,000</u>
<u>Expenditures:</u>	
Construction Expenditures	\$13,178,000
Reserve	<u>2,551,000</u>
Total	<u>\$15,729,000</u>

FINANCE
(Fund CO 310, Subfunds 313, Projects 313115)

<u>Revenues:</u>	<u>Prior Years</u>	<u>2019-20</u>	<u>Future</u>	<u>Total</u>
Operating Revenues	<u>\$1,600,000</u>	<u>\$0</u>	<u>\$0</u>	<u>\$1,600,000</u>
<u>Expenditures</u>				
Reconfigure - 25th and 26th Floors	<u>\$300,000</u>	<u>\$1,300,000</u>	<u>\$0</u>	<u>\$1,600,000</u>

HUMAN RESOURCES
(Fund CO 310, Subfunds 313, Projects 313100)

<u>Revenues:</u>	<u>Prior Years</u>	<u>2019-20</u>	<u>Future</u>	<u>Total</u>
Operating Revenues	<u>\$200,000</u>	<u>\$0</u>	<u>\$0</u>	<u>\$200,000</u>

Expenditures

Reconfigure - 21 and 22 Floors	<u>\$0</u>	<u>\$200,000</u>	<u>\$0</u>	<u>\$200,000</u>
--------------------------------	------------	------------------	------------	------------------

INFORMATION TECHNOLOGY LEADERSHIP COUNCIL (ITLC)
(Fund CO 310, Subfunds 313, Projects 313200)

<u>Revenues:</u>	<u>Prior Years</u>	<u>2019-20</u>	<u>Future</u>	<u>Total</u>
ITLC Funding Model Carryover	\$6,436,000	\$0	\$0	\$6,436,000
Transfer from IT Funding Model (Fund GF 030, Subfund 052)	<u>0</u>	<u>2,373,000</u>	<u>0</u>	<u>2,373,000</u>
Total	<u>\$6,436,000</u>	<u>\$2,373,000</u>	<u>\$0</u>	<u>\$8,809,000</u>

Expenditures

Elections - Administrative Trouble Shooters (ATS) Routing System	\$0	\$60,000	\$0	\$60,000
Medical Examiner - Forensic Imaging Bureau (FIB) Storage Capacity Expansion	0	120,000	0	120,000
Non-Departmental - Work Force Solution	550,000	380,000	0	930,000
Non- Departmental - Automated Agenda Management System	0	250,000	0	250,000
Parks, Recreation and Open Spaces - Recreation Management System	300,000	350,000	0	650,000
Police - Civil Automation Process	930,000	756,000	0	1,686,000
Police - Laboratory Information Management System (LIMS)	1,565,000	1,335,000	0	2,900,000
Police - Sharepoint Platform	0	1,118,000	0	1,118,000
Police - Social Media Analytics Software	0	595,000	0	595,000
Property Appraiser - Computer Aided Mass Appraisal System (CAMA)	<u>0</u>	<u>500,000</u>	<u>0</u>	<u>500,000</u>
Total	<u>\$3,345,000</u>	<u>\$5,464,000</u>	<u>\$0</u>	<u>\$8,809,000</u>

INFORMATION TECHNOLOGY
(Fund CO 310, Subfunds 313, Projects 313210)

<u>Revenues:</u>	<u>2019-20</u>
Carryover	\$5,156,000
Transfer from Information Technology (Fund GF 060, Various Subfunds)	<u>6,372,000</u>
Total	<u>\$11,528,000</u>

Expenditures

Citrix Infrastructure - Virtual Desktop and Thin Clients	\$217,000
Cloud Infrastructure	2,495,000
Deployment of 800MHZ Public Safety Radio Sites	1,972,000
Edge Network Project	3,066,000
Voice Over Internet Protocol (VOIP) Project	637,000
Reserve	<u>3,141,000</u>
Total	<u>\$11,528,000</u>

GENERAL GOVERNMENT IMPROVEMENT FUND (GGIF)
(Fund CO 310, Subfunds 313 and 314, Projects 313100, 314006, 314007, 314008 and 314200)

<u>Revenues:</u>	<u>Prior Years</u>	<u>2019-20</u>	<u>Future</u>	<u>Total</u>
Prior Years' General Government Improvement Fund (GGIF) Allocation	\$12,875,000	\$0	\$1,927,000	\$14,802,000
General Government Improvement Fund (GGIF) Carryover	0	4,205,000	0	\$4,205,000
Transfer from Countywide General Fund	0	19,270,000	0	\$19,270,000
Handicapped Parking Fines and Miscellaneous ADA Revenues	0	150,000	0	\$150,000
Payments in Lieu of Taxes	0	900,000	0	\$900,000
Pay Telephone Commission	0	2,300,000	0	\$2,300,000
Public Health Trust Loan Repayment	0	3,331,000	0	\$3,331,000
Seaquarium Lease Payment	0	400,000	0	\$400,000
Transfer from Finance Department	0	5,900,000	0	\$5,900,000
Transfer from Public Housing and Community Development (for debt service)	0	974,000	0	\$974,000
Transfer from Animal Services (for debt service)	0	72,000	0	\$72,000
Transfer from Internal Services Department (for debt service)	0	5,770,000	0	\$5,770,000
Transfer from Internal Services Department	0	7,000,000	0	\$7,000,000
Transfer from Information Technology Department (for debt service)	0	677,000	0	\$677,000
Transfer from Fire Rescue Department (for debt service)	0	1,455,000	0	\$1,455,000
Baseball Stadium Annual Rent Payment	0	2,509,000	0	\$2,509,000
Helicopter Sale Revenue	0	12,120,000	0	\$12,120,000
Land Revenue	0	1,200,000	0	1,200,000
Total	<u>\$12,875,000</u>	<u>\$68,233,000</u>	<u>\$1,927,000</u>	<u>\$83,035,000</u>
<u>Expenditures</u>	<u>Prior Years</u>	<u>2019-20</u>	<u>Future</u>	<u>Total</u>
Public Safety				
Corrections and Rehabilitation - Kitchen Equipment Replacement	\$1,315,000	\$83,000	\$0	\$1,398,000
Corrections and Rehabilitation - TGK - 2nd Floor	45,000	49,000	0	94,000
Corrections and Rehabilitation - TGK - Kitchen AC Installation	3,226,000	31,000	0	3,257,000
Corrections and Rehabilitation - TGK - Roof Top Security Modification	106,000	24,000	0	130,000
Fire Rescue - Hangar for Air Rescue Helicopter at Opa-locka	748,000	142,000	0	890,000
Fire Rescue - Lifeguard Towers	200,000	200,000	0	400,000
Judicial - Court Facilities Repairs and Renovations	500,000	500,000	0	1,000,000
Medical Examiner - Imaging Processing Rooms	30,000	36,000	0	66,000
Police - Roof Repairs/Replacement at various Districts/Facilities	300,000	300,000	0	600,000
Police - Electrical Panels at Headquarters and Training Bureau	239,000	61,000	0	300,000
Police - Interview Rooms - Phase 2	195,000	125,000	0	320,000
Police - Miami-Dade Public Safety Training Institute	4,036,000	500,000	0	4,536,000
Police - Neighborhood Safety Initiative	0	5,000,000	0	5,000,000
Hialeah Courthouse Annual Equipment and Maintenance	0	500,000	0	500,000
Subtotal	<u>\$10,940,000</u>	<u>\$7,551,000</u>	<u>\$0</u>	<u>\$18,491,000</u>
Recreation and Culture				
Cultural Affairs - African Cultural Arts Center	\$864,000	\$209,000	\$0	\$1,073,000
Cultural Affairs - Miami-Dade County Auditorium	0	0	927,000	927,000
Cultural Affairs - Joseph Caleb Auditorium	0	0	1,000,000	1,000,000
Parks, Recreation and Open Spaces - Gwen Cherry/Goulds Park - Synthetic Turf	500,000	400,000	0	900,000
Parks, Recreation and Open Spaces - Matheson Hammock - Seawall Replacement	150,000	150,000	0	300,000
Subtotal	<u>\$1,514,000</u>	<u>\$759,000</u>	<u>\$1,927,000</u>	<u>\$4,200,000</u>
Neighborhood and Infrastructure				
Transportation and Public Works - The Underline	<u>\$421,000</u>	<u>\$79,000</u>	<u>\$0</u>	<u>\$500,000</u>
Subtotal	<u>\$421,000</u>	<u>\$79,000</u>	<u>\$0</u>	<u>\$500,000</u>
General Government				
Elections - Mail Inserter and Ballot Sorter	\$0	\$2,300,000	\$0	\$2,300,000
Internal Services - ISD Facilities Systemwide	0	20,000,000	0	20,000,000
American with Disabilities Act (ADA) Reasonable Accommodations	0	2,000	0	2,000
Repairs and Renovations - General Government Improvement Program	0	2,000,000	0	2,000,000
Subtotal	<u>\$0</u>	<u>\$24,302,000</u>	<u>\$0</u>	<u>\$24,302,000</u>

GENERAL GOVERNMENT IMPROVEMENT FUND (GGIF) (cont'd)

<u>Expenditures</u>	<u>Prior Years</u>	<u>2019-20</u>	<u>Future</u>	<u>Total</u>
Debt Service				
311 Answer Center (Capital Asset Series 2013B)	\$0	\$201,000	\$0	\$201,000
311 Answer Center (Capital Asset Series 2016B)	0	58,000	0	58,000
Americans with Disabilities Act (Capital Asset Series 2013B)	0	258,000	0	258,000
Americans with Disabilities Act (Capital Asset Series 2016B)	0	10,000	0	10,000
Animal Services - Fleet Vehicles (Equipment Lease Series 2016)	0	72,000	0	72,000
Animal Shelter (Doral) (Capital Asset Series 2016A)	0	812,000	0	812,000
Ballpark Stadium Project (Capital Asset Series 2011A)	0	2,509,000	0	2,509,000
Buses for Community Action and Human Services (Capital Asset series 2013A)	0	334,000	0	334,000
Coast Guard Property (Capital Asset Series 2008B)	0	2,195,000	0	2,195,000
Corrections Fire Systems Phase 4 (Capital Asset Series 2016B)	0	716,000	0	716,000
Cyber Security Phase 1 (Sunshine State Series 2011A)	0	677,000	0	677,000
Dade County Courthouse Façade Repair (Capital Asset Series 2013B)	0	818,000	0	818,000
Dade County Courthouse Façade Repair (Capital Asset Series 2016B)	0	27,000	0	27,000
Elections ADA Voting Equipment (Capital Asset Series 2018A)	0	508,000	0	508,000
Elections Equipment (Capital Asset Series 2013A)	0	589,000	0	589,000
Elections Facility (Capital Asset Series 2013B)	0	630,000	0	630,000
Elections Facility (Capital Asset Series 2016B)	0	179,000	0	179,000
Fire UHF Radio System (Capital Asset Series 2013B)	0	1,089,000	0	1,089,000
Fire UHF Radio System (Capital Lease Series 2018)	0	431,000	0	431,000
Golf Club of Miami (Capital Asset Series 2013B)	0	253,000	0	253,000
Golf Club of Miami (Capital Asset Series 2016B)	0	10,000	0	10,000
Helicopter (Future Financing)	0	2,729,000	0	2,729,000
Public Housing Improvements (Capital Asset Series 2016B)	0	868,000	0	868,000
Scott Carver and Hope IV (Capital Asset Series 2013A)	0	974,000	0	974,000
Public Housing Projects (Sunshine Series 2011A)	0	335,000	0	335,000
Narrowbanding	0	5,189,000	0	5,189,000
Park Improvements (Capital Asset Series 2016A)	0	307,000	0	307,000
Police - Fleet Vehicles (Equipment Lease Series 2015 and 2016)	0	4,880,000	0	4,880,000
Portable Classrooms for Head Start/ Early Head Start Programs (Capital Asset 2013A)	0	254,000	0	254,000
Project Closeout Costs (Capital Asset Series 2009B)	0	582,000	0	582,000
Public Health Trust - Infrastructure (Sunshine State Series 2011A)	0	1,248,000	0	1,248,000
Public Health Trust - Equipment (Capital Asset Series 2017A)	0	3,331,000	0	3,331,000
Quality Neighborhood Improvement Program (QNIP) (Public Service Tax Bonds Series 2011)	0	1,150,000	0	1,150,000
Quality Neighborhood Improvement Program (QNIP) 2017 (Capital Asset Series 2018A)	0	836,000	0	836,000
Quality Neighborhood Improvement Program (QNIP) 2019 (Future Financing)	<u>0</u>	<u>391,000</u>	<u>0</u>	<u>391,000</u>
Subtotal	<u>\$0</u>	<u>\$35,542,000</u>	<u>\$0</u>	<u>\$35,542,000</u>
Total	<u>\$12,875,000</u>	<u>\$68,233,000</u>	<u>\$1,927,000</u>	<u>\$83,035,000</u>

**REGULATORY AND ECONOMIC RESOURCES
Beach Erosion Mitigation and Renourishment
(Fund CO 310, Subfund 315, Grant CPDE04)**

<u>Revenues:</u>	<u>2019-20</u>
Army Corps of Engineers	\$48,875,000
Beach Renourishment Fund	1,500,000
City of Miami Beach Contribution	1,500,000
Florida Department of Environmental Protection	<u>1,483,000</u>
Total	<u>\$53,358,000</u>

<u>Expenditures:</u>	
Construction Expenditures	<u>\$53,358,000</u>

**REGULATORY AND ECONOMIC RESOURCES
Stormwater Utility Capital Program
(Fund CO 310, Subfund 316)**

<u>Revenues:</u>	<u>2019-20</u>
Transfer from Stormwater Utility Fund (Fund 140, Subfund 141)	<u>\$6,000,000</u>

<u>Expenditures:</u>	
Construction Expenditures	<u>\$6,000,000</u>

TRANSPORTATION AND PUBLIC WORKS
Stormwater Utility Capital Program
(Fund CO 310, Subfund 316, Various Projects)

<u>Revenues:</u>	<u>2019-20</u>
Transfer from Stormwater Utility Fund (Fund 140, Subfund 141)	<u>\$14,407,000</u>
<u>Expenditures:</u>	
Drainage Improvements	<u>\$14,407,000</u>

BUILDING BETTER COMMUNITIES GENERAL OBLIGATION BOND PROGRAM
(Fund CB 320, Various Subfunds)

<u>Revenues:</u>	<u>Prior Years</u>	<u>2019-20</u>	<u>Future Years</u>	<u>Total</u>
Programmed Proceeds	\$1,938,307,000	\$211,975,000	\$775,468,000	\$2,925,750,000
Interest Earnings	<u>35,773,000</u>	<u>0</u>	<u>0</u>	<u>35,773,000</u>
Total	<u>\$1,974,080,000</u>	<u>\$211,975,000</u>	<u>\$775,468,000</u>	<u>\$2,961,523,000</u>
<u>Expenditures:</u>				
Question 1: Water, Sewer and Flood Control	\$199,114,000	\$20,206,000	\$139,474,000	\$358,794,000
Question 2: Park and Recreation Facilities	477,093,000	36,742,000	132,946,000	646,781,000
Question 3: Bridges and Public Infrastructure	232,805,000	44,400,000	56,921,000	334,126,000
Question 4: Public Safety Facilities	111,020,000	45,621,000	167,979,000	324,620,000
Question 5: Emergency and Healthcare Facilities	157,621,000	5,313,000	9,566,000	172,500,000
Question 6: Public Service and Outreach Facilities	177,873,000	14,062,000	50,058,000	241,993,000
Question 7: Housing for Elderly and Families	157,718,000	10,660,000	16,622,000	185,000,000
Question 8: Cultural, Libraries, and Educational Facilities	418,331,000	33,371,000	74,434,000	526,136,000
Office of the County Attorney	3,541,000	0	0	3,541,000
Finance Department	135,000	50,000	0	185,000
Office of Management and Budget	17,584,000	0	0	17,584,000
Reserve	0	0	63,000	63,000
Issuance Costs and Transfer to Debt Service	<u>21,245,000</u>	<u>1,550,000</u>	<u>127,405,000</u>	<u>150,200,000</u>
Total	<u>\$1,974,080,000</u>	<u>\$211,975,000</u>	<u>\$775,468,000</u>	<u>\$2,961,523,000</u>

TRANSPORTATION AND PUBLIC WORKS
People's Transportation Plan
(Fund CO 325)

<u>Revenues:</u>	<u>2019-20</u>
Transfer from People's Transportation Plan (Fund 402)	<u>\$2,674,000</u>
<u>Expenditures:</u>	
People's Transportation Plan Operating Expenditures	<u>\$2,674,000</u>

TRANSPORTATION AND PUBLIC WORKS
Secondary Gas Tax Program
(Funds CO 330, Various Subfunds)

<u>Revenues:</u>	<u>2019-20</u>
Carryover	\$2,409,000
Transfer from Transportation Trust Fund (Fund 51-510, Subfund 511)	<u>17,465,000</u>
Total	<u>\$19,874,000</u>
<u>Expenditures:</u>	
2019-20 Secondary Gas Tax Program Expenditures	\$14,472,000
Transfer to Metropolitan Planning Organization (Fund 730)	872,000
Transfer to Parks, Recreation and Open Spaces for Special Taxing District Maintenance	279,000
Transfer to Parks, Recreation and Open Spaces for Roadside Maintenance and Landscaping	<u>4,251,000</u>
Total	<u>\$19,874,000</u>

TRANSPORTATION AND PUBLIC WORKS
Public Works Reimbursement and Grant Fund
(Funds CO 331, Various Subfunds)

<u>Revenues:</u>	<u>2019-20</u>
Florida Department of Transportation Grant Funds	\$4,288,000
Florida Department of Transportation County Incentive Grant Funds	4,092,000
Interagency and Other Contributions	7,734,000
State Florida and Inland Navigational District Grants	<u>92,000</u>
Total	<u>\$16,206,000</u>

<u>Expenditures:</u>	
Public Works Capital Project Reimbursement and Grants	<u>\$16,206,000</u>

TRANSPORTATION AND PUBLIC WORKS
Capital Improvement Local Option Gas Tax Collections (Three Cents)
(Fund CO 337, Various Subfunds)

<u>Revenues:</u>	<u>2019-20</u>
Carryover	\$587,000
Transfer from Transportation Trust Fund (Fund 51-510, Subfund 511)	<u>20,995,000</u>
Total	<u>\$21,582,000</u>

<u>Expenditures:</u>	
Transfer to Transit Capital Project Fund (Fund ET 412)	\$19,962,000
Transfer to Capital Improvement Local Option Gas Tax Program (Fund CO 337, Subfunds 201-299)	<u>1,620,000</u>
Total	<u>\$21,582,000</u>

TRANSPORTATION AND PUBLIC WORKS
IMPACT FEE PROGRAM - ROADWAY CONSTRUCTION
(Fund CI 340, Various Subfunds)

<u>Revenues:</u>	<u>2019-20</u>
Carryover	\$390,062,000
Impact Fees	<u>89,433,000</u>
Total	<u>\$479,495,000</u>

<u>Expenditures:</u>	
Roadway Construction Projects	\$149,835,000
Reserve for Future Capital Projects	<u>329,660,000</u>
Total	<u>\$479,495,000</u>

MIAMI-DADE FIRE RESCUE
Fire Rescue Impact Fees
(Fund CI 341)

<u>Revenues:</u>	<u>2019-20</u>
Carryover	\$32,000,000
Impact Fees	<u>9,296,000</u>
Total	<u>\$41,296,000</u>

<u>Expenditures:</u>	
North Miami Fire Rescue Station (Station 18)	\$1,276,000
Miami Executive Airport Aircraft Rescue Bay (Station 24)	62,000
Westwood Lake Fire Rescue Station (Station 41)	125,000
Dolphin Fire Rescue Station (Station 68)	1,462,000
Eureka Fire Rescue Station (Station 71)	1,276,000
Florida City Fire Rescue Station (Station 72)	125,000
Miscellaneous Fire Rescue Capital Projects	5,000,000
Reserve for Future Projects	<u>31,970,000</u>
Total	<u>\$41,296,000</u>

**MIAMI-DADE FIRE RESCUE
Developer Donations
(Fund SF 011, Subfund 114)**

<u>Revenues:</u>	<u>2019-20</u>
Carryover	<u>\$70,000</u>

<u>Expenditures:</u>	
Operating Expenditures	<u>\$70,000</u>

**MIAMI-DADE FIRE RESCUE
(Fund SF 011, Subfund 123)**

<u>Revenues:</u>	<u>2019-20</u>
Transfer from Fire Rescue District Fund (Fund SF 011, Subfund 111)	\$2,074,000
Carryover	2,852,000
Carryover - Vehicles	1,896,000
FDOT Carryover	500,000
Federal Grants (HQ Mitigation)	642,000
Interest Earnings	<u>20,000</u>
Total	<u>\$7,984,000</u>

<u>Expenditures:</u>	
Capital Projects - Generators Replacement	\$2,200,000
Capital Projects - Infrastructure Improvement Program	1,500,000
Capital Projects - Headquarters Structural Rehabilitation	856,000
Capital Projects - Station 27 North Bay Village	250,000
Capital Projects - Station 29 Sweetwater	864,000
Capital Projects - Station 73 Fireboat	110,000
Vehicle Purchases	1,896,000
Capital Projects - Reserve	<u>308,000</u>
Total	<u>\$7,984,000</u>

**MIAMI-DADE FIRE RESCUE
(Fund SF 011, Subfund 124)**

<u>Revenues:</u>	<u>2019-20</u>
Carryover	\$300,000
Interest Earnings	<u>1,000</u>
Total	<u>\$301,000</u>

<u>Expenditures:</u>	
Lease Projects	<u>\$301,000</u>

**MIAMI-DADE POLICE DEPARTMENT
Police Impact Fees
(Fund CI 342)**

<u>Revenues:</u>	<u>2019-20</u>
Carryover	\$11,768,000
Impact Fees	2,296,000
Interest Earnings	<u>149,000</u>
Total	<u>\$14,213,000</u>

<u>Expenditures:</u>	
Armored Medical Response Vehicle	\$143,000
Equipment Purchases	750,000
Headquarters Media and Meeting Room Renovation	610,000
Keyless Entry System	100,000
Neighborhood Safety Initiative	590,000
New Police District Station (Land)	250,000
Police Equipment - Portable Forts	330,000
Range Tower & Target Systems	400,000
Real Time Crime Center and Related Systems	35,000
Upgrades to Conference Rooms	64,000
Reserve for Future Expenditures	<u>10,941,000</u>
Total	<u>\$14,213,000</u>

PARKS, RECREATION AND OPEN SPACES
Impact Fees
(Fund CI 343)

<u>Revenues:</u>	<u>2019-20</u>
Carryover	\$30,556,000
Interest	90,000
Impact Fees	<u>3,895,000</u>
Total	<u>\$34,541,000</u>
<u>Expenditures:</u>	
Land Acquisition and Development (PBD 1)	\$2,168,000
Land Acquisition and Development (PBD 2)	3,249,000
Land Acquisition and Development (PBD 3)	1,941,000
Reserve for future expenses	<u>27,183,000</u>
Total	<u>\$34,541,000</u>

REGULATORY AND ECONOMIC RESOURCES
Impact Fee Administration
(Fund CI 349, Subfund 999)

<u>Revenues:</u>	<u>2019-20</u>
Carryover	\$13,481,000
Impact Fees	<u>3,230,000</u>
Total	<u>\$16,711,000</u>
<u>Expenditures:</u>	
Operating Expenditures	\$1,987,000
Administrative Reimbursements	74,000
Reserves	<u>14,650,000</u>
Total	<u>\$16,711,000</u>

PERFORMING ARTS CENTER SPECIAL OBLIGATION BONDS
(Fund CB 360 Subfund 013, Project 368024 and 368037)

<u>Revenues:</u>	<u>Prior Years</u>	<u>2019-20</u>	<u>Future Years</u>	<u>Total</u>
Convention Development Tax Financing	<u>\$5,300,000</u>	<u>\$0</u>	<u>\$0</u>	<u>\$5,300,000</u>
<u>Expenditures:</u>				
Performing Arts Facilities - Existing Upgrades	\$0	\$0	\$300,000	\$300,000
Coconut Grove Playhouse	<u>119,000</u>	<u>400,000</u>	<u>4,481,000</u>	<u>5,000,000</u>
Total	<u>\$119,000</u>	<u>\$400,000</u>	<u>\$4,781,000</u>	<u>\$5,300,000</u>

2006 SUNSHINE STATE LOAN
(Fund CB 360, Subfund 103)

<u>Revenues:</u>	<u>Prior Years</u>	<u>2019-20</u>	<u>Future Years</u>	<u>Total</u>
Loan Proceeds	<u>\$4,000,000</u>	<u>\$0</u>	<u>\$0</u>	<u>\$4,000,000</u>
<u>Expenditures:</u>				
Fire Rescue Projects - Sweetwater (Station 29)	<u>\$2,296,000</u>	<u>\$1,704,000</u>	<u>\$0</u>	<u>\$4,000,000</u>

CAPITAL ASSET ACQUISITION BOND
Series 2007
(Fund CB 360, Subfund 015)

<u>Revenues:</u>	<u>Prior Years</u>	<u>2019-20</u>	<u>Future Years</u>	<u>Total</u>
Bond Proceeds	<u>\$1,668,000</u>	<u>\$0</u>	<u>\$0</u>	<u>\$1,668,000</u>
<u>Expenditures:</u>				
Corrections and Rehabilitation - Exterior Sealing WDC, TGK and MWDC	\$309,000	\$66,000	\$0	\$375,000
Corrections and Rehabilitation - MWDC - Replace Housing Unit Security Windows	<u>1,242,000</u>	<u>51,000</u>	<u>0</u>	<u>1,293,000</u>
Total	<u>\$1,551,000</u>	<u>\$117,000</u>	<u>\$0</u>	<u>\$1,668,000</u>

CAPITAL ASSET ACQUISITION BOND
Series 2018A Projects
(Fund CB 361, Subfund 007, Project 361131)

<u>Revenues</u>	<u>Prior Years</u>	<u>2019-20</u>	<u>Future Years</u>	<u>Total</u>
Bond Proceeds	<u>\$6,115,000</u>	<u>\$0</u>	<u>\$6,115,000</u>	<u>\$12,230,000</u>
<u>Expenditures</u>				
Elections - ADA Compliant Voting System	<u>\$5,915,000</u>	<u>\$200,000</u>	<u>\$6,115,000</u>	<u>\$12,230,000</u>

CAPITAL ASSET ACQUISITION BOND
Series 2013A Projects
(Fund CB 362, Subfund 009, Project 362653 and 362660)

<u>Revenues</u>	<u>Prior Years</u>	<u>2019-20</u>	<u>Future Years</u>	<u>Total</u>
Bond Proceeds	<u>\$47,231,000</u>	<u>\$0</u>	<u>\$0</u>	<u>\$47,231,000</u>
<u>Expenditures</u>				
Community Action and Human Services-New Directions Residential Rehabilitative	<u>\$626,000</u>	<u>\$605,000</u>	<u>\$0</u>	<u>\$1,231,000</u>
Information Technology Department - Full Enterprise Resource Planning Implementation	<u>41,468,000</u>	<u>4,532,000</u>	<u>0</u>	<u>46,000,000</u>
Total	<u>\$42,094,000</u>	<u>\$5,137,000</u>	<u>\$0</u>	<u>\$47,231,000</u>

CAPITAL ASSET ACQUISITION BOND
Series 2016A
(Fund CB 362, Subfund 010, Project 362663 and 362666)

<u>Revenues</u>	<u>Prior Years</u>	<u>2019-20</u>	<u>Future Years</u>	<u>Total</u>
Bond Proceeds	<u>\$3,057,000</u>	<u>\$0</u>	<u>\$0</u>	<u>\$3,057,000</u>
<u>Expenditures:</u>				
Animal Services Projects				
Liberty City Spay/Neuter Clinic	<u>\$1,724,000</u>	<u>\$586,000</u>	<u>\$0</u>	<u>\$2,310,000</u>
Parks, Recreation and Open Spaces Projects				
Camp Owaissa Bauer - Well Water Treatment	<u>0</u>	<u>70,000</u>	<u>0</u>	<u>70,000</u>
Environmental Remediation - Millers Pond Park	<u>60,000</u>	<u>141,000</u>	<u>0</u>	<u>201,000</u>
Little River Park	<u>44,000</u>	<u>100,000</u>	<u>152,000</u>	<u>296,000</u>
Ron Ehman Park	<u>29,000</u>	<u>151,000</u>	<u>0</u>	<u>180,000</u>
Serena Lakes Park	<u>68,000</u>	<u>47,000</u>	<u>0</u>	<u>115,000</u>
Tropical Park	<u>77,000</u>	<u>23,000</u>	<u>0</u>	<u>100,000</u>
Camp Owaissa Bauer - Well Water Treatment	<u>2,000</u>	<u>68,000</u>	<u>0</u>	<u>70,000</u>
Total	<u>\$1,857,000</u>	<u>\$1,048,000</u>	<u>\$152,000</u>	<u>\$3,057,000</u>

TRANSPORTATION AND PUBLIC WORKS
People's Transportation Plan - Public Works Capital Program
(Fund CB 390)

<u>Revenues:</u>	<u>2019-20</u>
People's Transportation Plan Bond Proceeds	<u>\$33,924,000</u>
<u>Expenditures:</u>	
Public Works - PTP Capital Expenditures	<u>\$33,924,000</u>

TRANSPORTATION AND PUBLIC WORKS
Grant Restricted Capital Project Funds
(Fund ET 412)

<u>Revenues:</u>	<u>2019-20</u>
FTA 5339 Bus and Bus Facility Formula Grant	\$3,928,000
FTA 5307/5309 Formula Grant	116,720,000
FTA 5309 Discretionary Grant	33,869,000
Transfer from CILOGT Fund (CO 337, Subfund 337)	19,962,000
Florida Department of Transportation Grant Funds	56,983,000
City of Miami Park Impact Fees	3,920,000
City of Miami Beach Contribution	417,000
City of Miami Contribution	<u>417,000</u>
Total	<u>\$236,216,000</u>
 <u>Expenditures:</u>	
Transit Capital Project Expenditures	<u>\$236,216,000</u>

TRANSPORTATION AND PUBLIC WORKS
Transit - Capital Project Funds
(Fund ET 414)

<u>Revenues:</u>	<u>2019-20</u>
Lease Financing Proceeds	\$166,358,000
PTP Bond Program Proceeds	<u>258,621,000</u>
Total	<u>\$424,979,000</u>
 <u>Expenditures:</u>	
Transit Bus Replacement Purchases	\$166,358,000
Transit PTP Capital Improvement Plan Expenditures	<u>258,621,000</u>
Total	<u>\$424,979,000</u>

PEOPLE'S TRANSPORTATION PLAN FUND
Capital Expansion Reserve Fund
(Fund SP 402, Subfund 404)

<u>Revenues:</u>	<u>2019-20</u>
Carryover	\$84,401,000
Transfer from PTP Revenue Fund (Fund SP 402, Subfund 402)	<u>11,647,000</u>
Total	<u>\$96,048,000</u>
 <u>Expenditures:</u>	
SMART Plan (Project Development and Environmental Studies) Expenditures	\$11,627,000
SMART Plan South Dade Transitway (South Corridor) Expenditures	27,522,000
Ending Fund Balance	<u>56,899,000</u>
Total	<u>\$96,048,000</u>

SEAPORT
Construction Fund
(Fund ES 421)

<u>Revenues:</u>	<u>2019-20</u>
Financing Proceeds	\$532,440,000
FDOT Funds	37,600,000
Federal Transportation Grant	7,000,000
Tenant Financing	<u>1,000,000</u>
Total	<u>\$578,040,000</u>
 <u>Expenditures:</u>	
Construction Projects	<u>\$578,040,000</u>

**SEAPORT
Interest and Sinking Fund
(Fund ES 423)**

<u>Revenues:</u>	<u>2019-20</u>
Transfer from Seaport Revenue Fund (Fund ES 420)	<u>\$46,126,000</u>
<u>Expenditures:</u>	
Construction Projects	<u>\$46,126,000</u>

**SEAPORT
General Fund
(Fund ES 424)**

<u>Revenues:</u>	<u>2019-20</u>
Transfer from Seaport Revenue Fund (Fund ES 420)	<u>\$44,173,000</u>
<u>Expenditures:</u>	
Principal and Interest Payments	\$43,248,000
Non-operating Expenditures	<u>925,000</u>
Total	<u>\$44,173,000</u>

**PARKS, RECREATION AND OPEN SPACES
Venetian Causeway Capital Fund
(Fund EN 438, Subfund 002)**

<u>Revenues:</u>	<u>2019-20</u>
FDOT County Incentive Grant Program	1,000,000
Transfer from Operating Fund (Fund ER 438 Subfund 001)	<u>\$2,500,000</u>
Total	<u>\$3,500,000</u>
<u>Expenditures:</u>	
Capital Projects	<u>\$3,500,000</u>

**PARKS, RECREATION AND OPEN SPACES
Rickenbacker Causeway Capital Fund
(Fund ER 431, Various Subfunds)**

<u>Revenues:</u>	<u>2019-20</u>
Carryover	\$8,853,000
Florida Department of Transportation	\$2,000,000
Transfer from Operating Fund (Fund ER 430)	5,001,000
Transfer from Operating and Replacement Fund (Fund ER 430)	<u>1,092,000</u>
Total	<u>\$16,946,000</u>
<u>Expenditures:</u>	
Capital Projects	\$12,800,000
Renewal and Replacement Reserve	<u>4,146,000</u>
Total	<u>\$16,946,000</u>

**DEPARTMENT OF SOLID WASTE MANAGEMENT
Waste Collection Capital Projects
(Fund EW 470, Subfund C10)**

<u>Revenues:</u>	<u>Prior Years</u>	<u>2019-20</u>	<u>Future Years</u>	<u>Total</u>
Transfer from Operating Subfund 470	<u>\$3,740,000</u>	<u>\$600,000</u>	<u>\$3,305,000</u>	<u>\$7,645,000</u>
<u>Expenditures:</u>				
Trash and Recycling Center Improvements	\$2,345,000	\$500,000	\$2,705,000	\$5,550,000
Collection Facility - Improvements	<u>1,395,000</u>	<u>100,000</u>	<u>600,000</u>	<u>2,095,000</u>
Total	<u>\$3,740,000</u>	<u>\$600,000</u>	<u>\$3,305,000</u>	<u>\$7,645,000</u>

DEPARTMENT OF SOLID WASTE MANAGEMENT
Debt Service
(Fund EW 470)

<u>Revenues:</u>	<u>2019-20</u>
Intradepartmental Transfer from Waste Collection Operations	<u>\$6,171,000</u>

<u>Expenditures:</u>	
Fleet Loan Financing	<u>\$6,171,000</u>

DEPARTMENT OF SOLID WASTE MANAGEMENT
Waste Disposal Capital Projects
(Fund EW 490 Subfund, C10)

<u>Revenues:</u>	<u>Prior Years</u>	<u>2019-20</u>	<u>Future Years</u>	<u>Total</u>
Solid Waste System Revenue Bonds, Series 2001	\$2,461,000	\$0	\$0	\$2,461,000
Solid Waste System Revenue Bonds, Series 2005	21,431,000	0	0	\$21,431,000
Solid Waste System Revenue Bonds, Series 2015	39,361,000	0	0	\$39,361,000
Interest Earnings	4,673,000	0	0	\$4,673,000
Future Waste Debt	0	0	88,775,000	\$88,775,000
Transfer from Operating Subfund 491	49,527,000	14,609,000	92,842,000	\$156,978,000
Utility Service Fee	1,733,000	2,828,000	52,508,000	\$57,069,000
Donations	<u>1,000,000</u>	<u>0</u>	<u>0</u>	<u>1,000,000</u>
Total	<u>\$120,186,000</u>	<u>\$17,437,000</u>	<u>\$234,125,000</u>	<u>\$371,748,000</u>

DEPARTMENT OF SOLID WASTE MANAGEMENT

<u>Expenditures:</u>				
58 Street Home Chemical Collection Center and Area Drainage Improvements	\$750,000	\$1,776,000	\$474,000	\$3,000,000
40/50 Year Building Recertification	58,000	510,000	732,000	1,300,000
Central Transfer Station Compactor Replacement	4,953,000	996,000	2,469,000	8,418,000
Disposal Facilities Improvements	2,786,000	350,000	600,000	3,736,000
Disposal Facility Replacement Addition of Scales	416,000	146,000	288,000	850,000
Disposal System Facilities Backup Power Generators	732,000	345,000	185,000	1,262,000
Environmental Improvements	898,000	30,000	180,000	1,108,000
Landfill Gas Management System	200,000	680,000	42,000	922,000
Miami Gardens Landfill Closure	91,000	1,770,000	1,189,000	3,050,000
Munisport Landfill Closure Grant	25,838,000	2,800,000	7,062,000	35,700,000
New Transfer Station - North East	0	0	20,600,000	20,600,000
New Transfer Station - South	0	100,000	20,600,000	20,700,000
North Dade Landfill East Cell Closure	0	0	19,700,000	19,700,000
North Dade Landfill East Cell Construction	0	0	32,850,000	32,850,000
North Dade Landfill Gas Extraction System - Phase II	609,000	100,000	1,091,000	1,800,000
North Dade Landfill - Groundwater Remediation	0	0	1,480,000	1,480,000
North Dade Landfill Land Purchase	1,000	0	6,799,000	6,800,000
Northeast Transfer Station Improvements	1,259,000	2,980,000	1,361,000	5,600,000
Northeast Transfer Station Waste Water Collection System	140,000	480,000	280,000	900,000
Old South Dade Landfill Stormwater Pump Station Modifications	400,000	150,000	0	550,000
Remediation Taylor Park	1,642,000	1,058,000		2,700,000
Resources Recovery - Capital Improvement Projects	15,678,000	550,000	26,300,000	42,528,000
Resources Recovery Ash Landfill Cell 20 Closure	0	0	3,000,000	3,000,000
Scalehouse Canopies and Access Control Gates	431,000	1,655,000	1,414,000	3,500,000
Scalehouse Expansion Project	1,440,000	1,660,000	0	3,100,000
South Dade Landfill Cell 4 Closure	21,000	0	14,979,000	15,000,000
South Dade Landfill Cell 4 Gas Extraction and Odor Control	1,139,000	100,000	1,361,000	2,600,000
South Dade Landfill Cell 5 Closure	0	0	15,000,000	15,000,000
South Dade Landfill Cell 5 Construction	16,487,000	63,000	0	16,550,000
South Dade Landfill Cell 6 Closure	0	0	10,000,000	10,000,000
South Dade Landfill Cell 6 Construction	0	0	26,150,000	26,150,000
South Dade Landfill Groundwater Remediation	839,000	0	290,000	1,129,000
South Dade Landfill Horizontal Expansion	0	650,000	0	650,000
South Dade Landfill Land Purchase	8,000	0	5,292,000	5,300,000
South Dade Landfill Tipping Floor Improvement	2,747,000	753,000	0	3,500,000
Virginia Key Landfill Closure	5,863,000	3,500,000	36,997,000	46,360,000
West Transfer Station Improvements	<u>996,000</u>	<u>535,000</u>	<u>2,824,000</u>	<u>4,355,000</u>
Total	<u>\$86,422,000</u>	<u>\$23,737,000</u>	<u>\$261,589,000</u>	<u>\$371,748,000</u>

DEPARTMENT OF SOLID WASTE MANAGEMENT
Debt Service
(Fund EW 490, various Subfunds)

<u>Revenues:</u>	<u>2019-20</u>
Transfer from Disposal Operations (Subfunds 491, 493 and 499)	<u>\$11,727,000</u>
<u>Expenditures:</u>	
Principal Payments on the Series 2015 Revenue Bonds	\$9,780,000
Interest Payments on the Series 2015 Revenue Bonds	<u>1,947,000</u>
Total	<u>\$11,727,000</u>

FUTURE DEBT OBLIGATIONS

<u>Revenues:</u>	<u>Prior Years</u>	<u>2019-20</u>	<u>Future Years</u>	<u>Total</u>
Financing Proceeds	<u>\$10,000,000</u>	<u>\$194,593,000</u>	<u>\$914,117,000</u>	<u>\$1,118,710,000</u>
<u>Expenditures:</u>				
Animal Services - Facilities Systemwide	\$0	\$3,798,000	\$1,250,000	\$5,048,000
Community Action and Human Services - Facilities Systemwide	0	6,340,000	2,850,000	9,190,000
Cultural Affairs - Facilities Systemwide	0	0	45,302,000	45,302,000
Elections - ADA Compliant Voting System	0	2,356,000	0	2,356,000
Fire Rescue - Helicopter Fleet Replacement	0	68,000,000	0	68,000,000
Fire Rescue - North Bay Village (Station 27)	0	0	4,000,000	4,000,000
Information Technology - Computer Aided Dispatch (CAD) Replacement	0	8,138,000	19,253,000	27,391,000
Information Technology - Criminal Justice Information System (CJIS)	0	8,396,000	47,059,000	55,455,000
Information Technology - Full Enterprise Resource Planning Implementation	0	27,748,000	24,764,000	52,512,000
Internal Services - Facilities Systemwide	0	0	160,108,000	160,108,000
Medical Examiner - Facility-wide Improvements	0	300,000	892,000	1,192,000
Non-Departmental - Fleet Replacement Vehicles	0	53,967,000	327,603,000	381,570,000
Non-Departmental - Quality Neighborhood Improvement Program	580,000	9,420,000	0	10,000,000
Parks, Recreation and Open Spaces - Beach Maintenance Facility	0	0	2,000,000	2,000,000
Parks, Recreation and Open Spaces - Bikepath Ludlam	0	0	61,752,000	61,752,000
Parks, Recreation and Open Spaces - Facilities Systemwide	0	10,000,000	130,228,000	140,228,000
Police - Law Enforcement Records Management System (LERMS)	0	0	8,406,000	8,406,000
Police - Facilities Systemwide	0	4,300,000	69,900,000	74,200,000
Regulatory and Economic Resources - Purchase Development Rights Fund	<u>0</u>	<u>0</u>	<u>10,000,000</u>	<u>10,000,000</u>
Total	<u>\$580,000</u>	<u>\$202,763,000</u>	<u>\$915,367,000</u>	<u>\$1,118,710,000</u>

PARKS, RECREATION AND OPEN SPACES
Grants
(Fund SO 130)

<u>Revenues:</u>	<u>2019-20</u>
Florida Boating Improvement Fund carryover	\$2,037,000
Transfer from RER for Remediation Projects	8,270,000
FEMA Hazard Mitigation Grant	150,000
Florida Department of Transportation	216,000
Florida Boating Improvement Fund	757,000
Florida Inland Navigation District	1,436,000
Non-County Contribution	500,000
Community Development Block Grants	297,000
Grants and Aids to Local Government	100,000
The Children's Trust	1,350,000
Miscellaneous Grants	<u>250,000</u>
Total	<u>\$15,363,000</u>
<u>Expenditures:</u>	
Greenways and Trails	\$216,000
Community Development Block Grants	\$297,000
Remediation Projects	\$8,270,000
Marina Capital Improvements	\$2,586,000
Gwen Cherry Park	\$500,000
Matheson Hammock Seawall	\$150,000
ZooMiami	\$100,000
Miscellaneous - The Children's Trust Programs	1,350,000
Miscellaneous - PROS Parks Programs	250,000
Reserve for Florida Boating Improvement Fund	<u>1,644,000</u>
Total	<u>\$15,363,000</u>

CULTURAL AFFAIRS
State and Federal Grants
(Fund SO 720, Subfund 720)

<u>Revenues:</u>	Prior Years	2019-20	Future Years	<u>Total</u>
Florida Division of Cultural Affairs Grant	<u>\$1,500,000</u>	<u>\$0</u>	<u>\$0</u>	<u>\$1,500,000</u>
<u>Expenditures:</u>				
African Heritage Cultural Arts Center	\$400,000	\$100,000	\$0	\$500,000
Joseph Caleb Auditorium	0	250,000	250,000	500,000
Miami-Dade County Auditorium	<u>200,000</u>	<u>300,000</u>	<u>0</u>	<u>500,000</u>
Total	<u>\$600,000</u>	<u>\$650,000</u>	<u>\$250,000</u>	<u>\$1,500,000</u>

PARKS, RECREATION AND OPEN SPACES
Miscellaneous Trust Funds
(Fund TF 600, Subfund 601, Project 608TPR)

<u>Revenues:</u>	<u>2019-20</u>
Carryover	\$12,863,000
Interest Earnings	85,000
Miscellaneous Revenues and Donations	2,100,000
Interfund Transfers	<u>1,018,000</u>
Total	<u>\$16,066,000</u>
<u>Expenditures:</u>	
Coastal Park and Marina Capital Improvements	\$1,164,000
Crandon Park Improvements	500,000
Zoo Improvements	150,000
NEAT Streets Miami Improvements	225,000
Miscellaneous Improvements	410,000
Trust Reserves	<u>13,617,000</u>
Total	<u>\$16,066,000</u>

MIAMI-DADE AVIATION DEPARTMENT
Improvement Fund

<u>Revenues:</u>	<u>2019-20</u>
Carryover	\$172,000,000
Transfer from Revenue Fund	83,298,000
Transfer from Interest and Sinking Fund	2,000,000
Interest Earnings	<u>2,000,000</u>
Total	<u>\$259,298,000</u>
<u>Expenditures:</u>	
On-Going Improvement Fund Projects	\$7,264,000
Unplanned Capital Projects	20,000,000
Payment to Subordinate Debt	10,004,000
Payment of DB Bonds Debt Service	15,294,000
Transfer to Revenue Fund	92,000,000
Ending Cash Balance	<u>114,736,000</u>
Total	<u>\$259,298,000</u>

**MIAMI-DADE AVIATION DEPARTMENT
Reserve Maintenance Fund**

<u>Revenues:</u>	<u>2019-20</u>
Carryover	\$78,000,000
Transfer from Revenue Fund	15,000,000
Grants Contribution	2,000,000
Interest Earnings	<u>1,000,000</u>
Total	<u>\$96,000,000</u>
<u>Expenditures:</u>	
Projects Committed	\$54,834,000
Unplanned Capital Projects	31,166,000
Ending Cash Balance	<u>10,000,000</u>
Total	<u>\$96,000,000</u>

**MIAMI-DADE AVIATION DEPARTMENT
Construction Fund (Trust Agreement Bonds)**

<u>Revenues:</u>	<u>2019-20</u>
Carryover	\$73,900,000
Transfer from Passenger Facility Charges Account	43,530,000
New Money Aviation Revenue Bonds	542,000,000
Grant Funds	<u>82,954,000</u>
Total	<u>\$742,384,000</u>
<u>Expenditures:</u>	
Projects in Capital Improvement Program	\$276,416,000
Ending Cash Balance	<u>465,968,000</u>
Total	<u>\$742,384,000</u>

**MIAMI-DADE AVIATION DEPARTMENT
Passenger Facility Charges (PFC) Account**

<u>Revenues:</u>	<u>2019-20</u>
Carryover	\$279,000,000
Passenger Facility Charges Revenue	80,000,000
Interest Earnings	<u>2,000,000</u>
Total	<u>\$361,000,000</u>
<u>Expenditures:</u>	
Debt Service Payment	\$82,000,000
Transfer to Construction Fund	43,530,000
Ending Cash Balance	<u>235,470,000</u>
Total	<u>\$361,000,000</u>

**MIAMI-DADE AVIATION DEPARTMENT
Construction Fund (Double Barrel Bonds)**

<u>Revenues:</u>	<u>2019-20</u>
Carryover	<u>\$30,000,000</u>
<u>Expenditures:</u>	
Capital Projects Expenditure	\$12,472,000
Ending Cash Balance	<u>17,528,000</u>
Total	<u>\$30,000,000</u>

MIAMI-DADE AVIATION DEPARTMENT
Environmental Fund

<u>Revenues:</u>	<u>2019-20</u>
Carryover	\$50,500,000
Interest Earnings	<u>300,000</u>
Total	<u>\$50,800,000</u>
<u>Expenditures:</u>	
Unplanned Capital Projects	\$20,000,000
Ending Cash Balance (Reserve for Emergencies)	<u>30,800,000</u>
Total	<u>\$50,800,000</u>

MIAMI-DADE WATER AND SEWER
Restricted Assets Funds
Renewal and Replacement Fund

<u>Revenues:</u>	<u>2019-20</u>
Carryover	\$61,220,000
Transfers from Revenue Fund	<u>90,000,000</u>
Total	<u>\$151,220,000</u>
<u>Expenditures:</u>	
Water Expenditures	\$61,930,000
Wastewater Expenditures	64,635,000
Ending Cash Balance Available for Future Project Costs	<u>24,655,000</u>
Total	<u>\$151,220,000</u>

MIAMI-DADE WATER AND SEWER
Water Plant Expansion Fund

<u>Revenues:</u>	<u>2019-20</u>
Carryover	\$19,694,000
Connection Fees	<u>10,867,000</u>
Total	<u>\$30,561,000</u>
<u>Expenditures:</u>	
Construction Expenditures	\$10,867,000
Ending Cash Balance Available for Future Project Costs	<u>19,694,000</u>
Total	<u>\$30,561,000</u>

MIAMI-DADE WATER AND SEWER
Capital Improvement Fund

<u>Revenues:</u>	<u>2019-20</u>
Carryover	\$55,596,000
Finance Proceeds	346,494,000
Transfer from a Restricted Asset	60,100,000
Revenue from Miami Springs Construction Fund	<u>4,653,000</u>
Total	<u>\$466,843,000</u>
<u>Expenditures:</u>	
Water Construction Expenditures	\$112,790,000
Wastewater Construction Expenditures	300,957,000
Ending Cash Balance Available for Future Project Costs	<u>53,096,000</u>
Total	<u>\$466,843,000</u>

**MIAMI-DADE WATER AND SEWER
Fire Hydrant Fund**

<u>Revenues:</u>	<u>2019-20</u>
Carryover	\$2,540,000
Transfers from Revenue Fund	<u>2,441,000</u>
Total	<u>\$4,981,000</u>
<u>Expenditures:</u>	
Construction Expenditures	\$2,500,000
Ending Cash Balance Available for Future Project	<u>2,481,000</u>
Total	<u>\$4,981,000</u>

**MIAMI-DADE WATER AND SEWER
Wastewater Plant Expansion Fund**

<u>Revenues:</u>	<u>2019-20</u>
Carryover	\$96,185,000
Connection Fees	<u>51,039,000</u>
Total	<u>\$147,224,000</u>
<u>Expenditures:</u>	
Construction Expenditures	\$51,039,000
Ending Cash Balance Available for Future Project Costs	<u>96,185,000</u>
Total	<u>\$147,224,000</u>

**MIAMI-DADE WATER AND SEWER
State Revolving Loan Fund**

<u>Revenues:</u>	<u>2019-20</u>
Carryover	\$104,170,000
Water State Revolving Loan Proceeds	<u>6,559,000</u>
Total	<u>\$110,729,000</u>
<u>Expenditures:</u>	
Transfer to Water and Wastewater Capital Improvement Fund	\$24,573,000
Ending Cash Balance	<u>86,156,000</u>
Total	<u>\$110,729,000</u>

**PUBLIC HOUSING AND COMMUNITY DEVELOPMENT
Capital Program Fund**

<u>Revenues:</u>	<u>Prior Years</u>	<u>2019-20</u>	<u>Future Years</u>	<u>Total</u>
Capital Fund Program (CFP) - 714	\$6,512,000	\$0	\$0	\$6,512,000
Capital Fund Program (CFP) - 715	7,285,000	0	0	7,285,000
Capital Fund Program (CFP) - 716	7,370,000	317,000	13,000	7,700,000
Capital Fund Program (CFP) - 717	5,429,000	1,995,000	0	7,424,000
Capital Fund Program (CFP) - 718	1,373,000	3,448,000	6,154,000	10,975,000
Capital Fund Program (CFP) - 719	0	2,082,000	9,685,000	11,767,000
Capital Funds Financing Program (CFFP)	0	2,000,000	6,000,000	8,000,000
Replacement Housing Factor (RHF)	1,517,000	391,000	0	1,908,000
Documentary Stamp Surtax	0	2,000,000	4,000,000	6,000,000
Hope VI Grant	<u>640,000</u>	<u>460,000</u>	<u>4,064,000</u>	<u>5,164,000</u>
Total	<u>\$30,126,000</u>	<u>\$12,693,000</u>	<u>\$29,916,000</u>	<u>\$72,735,000</u>
<u>Expenditures:</u>				
Public Housing and Community Development Improvement	<u>\$30,126,000</u>	<u>\$12,693,000</u>	<u>\$29,916,000</u>	<u>\$72,735,000</u>

JACKSON HEALTH SYSTEMS
Capital Budget

<u>Revenues:</u>	<u>Prior Years</u>	<u>2019-20</u>	<u>Future Years</u>	<u>Total</u>
Funded Depreciation	\$224,386,000	\$125,767,000	\$354,196,000	\$704,349,000
Series 2015 Revenue Bond Proceeds	16,289,000	0	0	16,289,000
Series 2009 Revenue Bond Proceeds	15,481,000	0	0	15,481,000
Series 2009 Revenue Bond Interest	2,955,000	0	0	2,955,000
JMH General Obligation Bonds	497,219,000	241,977,000	90,804,000	830,000,000
Foundation	24,192,000	20,978,000	1,022,000	46,192,000
Federal Grants	<u>6,442,000</u>	<u>0</u>	<u>0</u>	<u>6,442,000</u>
Total	<u>\$786,964,000</u>	<u>\$388,722,000</u>	<u>\$446,022,000</u>	<u>\$1,621,708,000</u>
<u>Expenditures:</u>				
Facility Improvements	\$195,506,000	\$66,786,000	\$42,892,000	\$305,184,000
Medical & Technology Equipment & Software	151,610,000	43,764,000	296,136,000	491,510,000
Infrastructure Improvements	116,621,000	55,713,000	66,064,000	238,398,000
New Facilities	<u>323,227,000</u>	<u>222,459,000</u>	<u>40,930,000</u>	<u>586,616,000</u>
Total	<u>\$786,964,000</u>	<u>\$388,722,000</u>	<u>\$446,022,000</u>	<u>\$1,621,708,000</u>

Note: This schedule is net of County Building Better Communities General Obligation Bond projects for Jackson Health System