

# Memorandum



**Date:** June 8, 2020

Agenda Item No. 2(B)(2)  
July 8, 2020

**To:** Honorable Chairwoman Audrey M. Edmonson  
and Members, Board of County Commissioners

**From:** Carlos A. Gimenez  
Mayor

A handwritten signature in black ink, appearing to read "Carlos A. Gimenez", written over the printed name of the Mayor.

**Subject:** Response to Resolution No. R-431-20 Directing the County Mayor to Report on the Race, Ethnicity and Other Demographics Pertaining to Individuals Positive for COVID-19

---

At the May 5, 2020 meeting of the Board of County Commissioners (Board), the Board adopted Resolution No. R-431-20 which directed the County Mayor or County Mayor's designee to prepare a report that analyzes the race, ethnicity and other demographic information pertaining to the number of individuals in Miami-Dade County who have tested positive for COVID-19. The Resolution also directed the administration to prepare a plan to provide additional support and services to aid the affected populations. As this information changes daily, the information provided in this report is as of May 31, 2020, unless otherwise noted.

Since the first COVID-19 case was identified in Miami-Dade County on March 11, 2020, my administration has relied on a multitude of federal, state and local partners to track and respond to the spread of this disease. Through various Emergency Orders and with the cooperation of local hospitals and long-term care facilities, we have been able to gather daily information on available capacity and the prevalence of COVID-19 in our County. The Florida Department of Health (FDOH), the Florida Division of Emergency Management (FDEM) and the Agency for Healthcare Administration (AHCA) report daily statistics and these efforts are used to supplement the reports provided to the public and, most recently, the 'Moving to a New Normal Dashboard' that is being published daily.

### Positive Individuals

According to data made available by the FDOH and the FDEM, as of May 31, 2020, there have been 180,503 persons tested for COVID-19 in Miami-Dade County, of which 18,000 tested positive. County specific figures are adjusted by the State to reflect information for Florida residents and are included as Attachment A.

### Hospitalizations

Also included on Attachment A is the State snapshot of hospitalizations due to COVID-19 as of May 31, 2020. As of that date, 16 percent of the individuals that tested positive for COVID-19 had been hospitalized. This was lower than the statewide hospitalization rate of 19 percent reported statewide.

In addition to the State's hospitalization reporting, Miami-Dade County, through Emergency Order 18-20, collects daily information from the County's 34 public and private hospitals. On that date, local hospitals reported 586 hospitalized patients of which 501 patients were in general care beds and 85 were in intensive care unit beds. Local hospital figures are included in the EOC Situation Report published daily by the Miami-Dade Office of Emergency Management and in the 'Moving to a New Normal Dashboard.'

### Deaths

According to the information published by the State, as of May 31, 2020, there were 700 deaths in Miami-Dade County related or caused by COVID-19. As of that date, the Miami-Dade Medical Examiner (ME) had reported 632 COVID-19 deaths. There has been some discussion with the State on this discrepancy but, generally, FDOH counts a death as a COVID-19 death if, in the preceding 30 days, the person had tested positive for COVID-19. The ME carefully reviews the history and hospital course of every COVID-19 positive person, to examine if COVID-19 played a role in the death. A person may pass away with COVID-19 but if the virus did not contribute to their death, then the ME will not classify the death as a

COVID-19 death. The State's methodology of counting all COVID-19 positive deaths artefactually elevates the number of deaths due to COVID-19. The demographic data below has been compiled using the ME's data as of May 31, 2020.

Age Group	Deaths by Age	% of Total
20-29	2	0.32%
30-39	4	0.63%
40-49	18	2.85%
50-59	45	7.12%
60-69	100	15.82%
70-79	155	24.53%
80-89	222	35.13%
90-99	81	12.82%
100-110	5	0.79%
<b>Grand Total</b>	<b>632</b>	<b>100.00%</b>

Race	Deaths by Race	% of Total
Asian	3	0.47%
Asian or Pacific Islander	1	0.16%
Black	106	16.77%
Black	1	0.16%
White	355	56.17%
Unknown	166	26.27%
<b>Grand Total</b>	<b>632</b>	<b>100.00%</b>

Gender	Deaths by Gender	% of Total
F	255	40.35%
M	377	59.65%
<b>Grand Total</b>	<b>632</b>	<b>100.00%</b>

Ethnicity	Deaths by Ethnicity	% of Total
Haitian	2	0.32%
Hispanic	124	19.62%
Non-Hispanic	47	7.44%
Unknown	459	72.63%
<b>Grand Total</b>	<b>632</b>	<b>100.00%</b>

Additional Support and Services

As part of the County's response to COVID-19, initiatives were created and implemented to make sure residents, specifically vulnerable populations such as the elderly, did have their basic needs met. The first of which was the senior meals program to feed seniors that, pursuant to Emergency Orders and general health guidelines, had been encouraged to stay at home. As of June 1, 2020, 5,125,407 meals had been delivered to ensure seniors were fed as they heeded health advisories and stayed home.

As we enter the New Normal and in order to mitigate the spread of COVID-19, my administration is developing an initiative to expand testing capacity with a specific focus on testing vulnerable populations. These initiatives may include mobile testing in specific neighborhoods or expanded and continuous testing for specific populations. Additionally, Miami-Dade County intends to partner and support FDOH to expand their contact tracing efforts in our County.

Through the appropriate channels, we will continue to provide information regarding existing and upcoming initiatives regarding our response to COVID-19. Should you have any questions, please contact Deputy Mayor Jennifer Moon or Deputy Mayor Maurice Kemp.

Pursuant to Ordinance No. 14-65, this report will be placed on the next available Board Meeting.

- c: Honorable Harvey Ruvin, Clerk of the Courts
- Abigail Price-Williams, County Attorney
- Geri Bonzon-Keenan, First Assistant County Attorney
- Office of the Mayor Senior Staff
- Melissa Adames, Director, Clerk of the Board
- Eugene Love, Agenda Coordinator

# Coronavirus: summary for Dade County

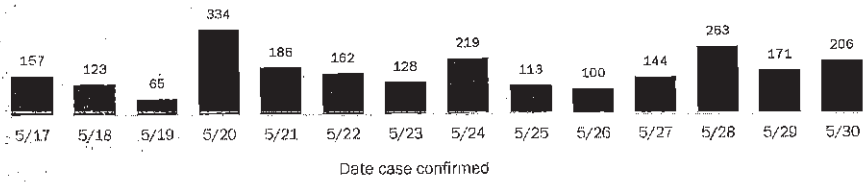
Data for May 31, 2020 (verified at 10 AM)

Data in this report are provisional and subject to change.

## Confirmed cases

<b>Total cases</b>	<b>18,000</b>
Florida residents	17,809
Non-Florida residents	191
<b>Gender for Florida residents</b>	
Men	8,966
Women	8,839
Unknown	4
<b>Age for Florida residents</b>	
Range	0 - 108
Median age	49

## Cases confirmed in Florida residents per day



Race, ethnicity	Cases	Hospitalizations	Deaths
White	9,801 (55%)	1,937 (66%)	461 (66%)
Hispanic	8,153 (46%)	1,617 (55%)	342 (49%)
Non-Hispanic	1,182 (7%)	263 (9%)	89 (13%)
Unknown ethnicity	466 (3%)	57 (2%)	30 (4%)
Black	2,852 (16%)	734 (25%)	183 (26%)
Hispanic	296 (2%)	79 (3%)	12 (2%)
Non-Hispanic	2,346 (13%)	620 (21%)	163 (23%)
Unknown ethnicity	210 (1%)	35 (1%)	8 (1%)
Other	835 (5%)	125 (4%)	19 (3%)
Hispanic	460 (3%)	68 (2%)	6 (1%)
Non-Hispanic	235 (1%)	49 (2%)	11 (2%)
Unknown ethnicity	140 (1%)	8 (0%)	2 (0%)
Unknown race	4,321 (24%)	131 (4%)	37 (5%)
Hispanic	597 (3%)	39 (1%)	7 (1%)
Non-Hispanic	82 (0%)	13 (0%)	1 (0%)
Unknown ethnicity	3,642 (20%)	79 (3%)	29 (4%)
<b>Total</b>	<b>17,809</b>	<b>2,927</b>	<b>700</b>

## Outcomes for Florida residents

<b>Dade</b>		
Hospitalizations	2,927	(16% of all cases)
Deaths	700	(4% of all cases)
<b>Statewide</b>		
Hospitalizations	10,190	(19% of all cases)
Deaths	2,451	(4% of all cases)

## Cases in facility staff/residents

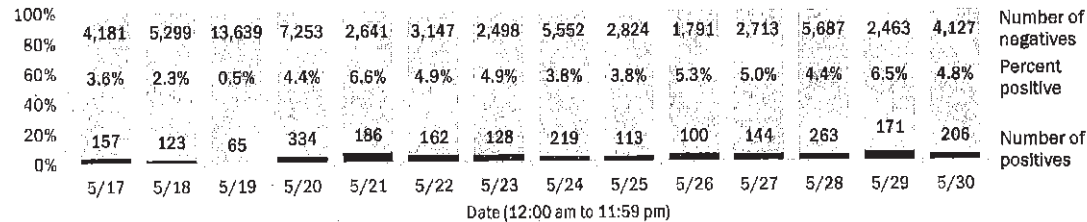
<b>Dade</b>		
Long-term care	2,472	(14% of all cases)
Correctional	891	(5% of all cases)
<b>Statewide</b>		
Long-term care	9,078	(17% of all cases)
Correctional	2,590	(5% of all cases)

Hospitalization counts include anyone who was hospitalized at some point during their illness. It does not reflect the number of people currently hospitalized. Other race includes any person with a race of American Indian/Alaskan native, Asian, native Hawaiian/Pacific Islander, or other.

## Laboratory testing for Florida residents and non-Florida residents over the past 2 weeks

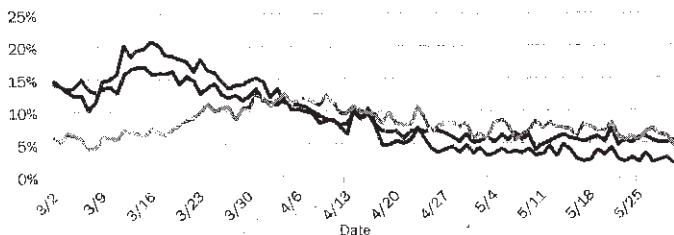
### Number and percent of positive labs

These counts include the number of people for whom the department received laboratory results by day. This percent is the number of people who test positive for the first time divided by all the people tested that day, excluding people who have previously tested positive.

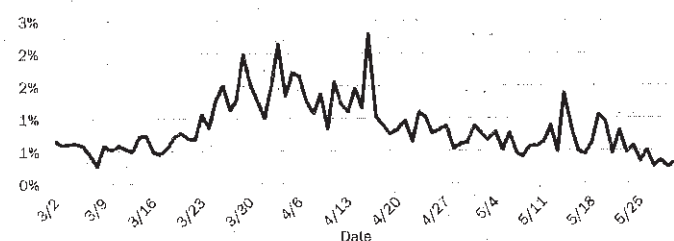


## Emergency department (ED) chief complaint and admission data for Dade County

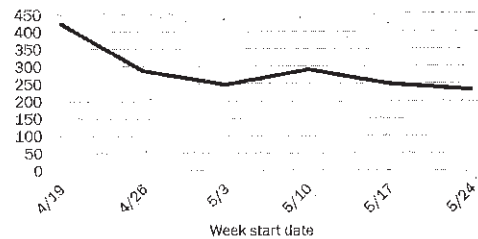
### Daily percent of ED visits mentioning cough, fever, or shortness of breath



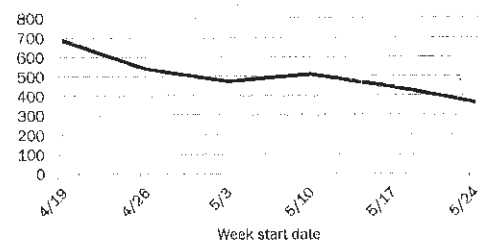
### Daily percent of ED visits resulting in cough-associated admissions



### Weekly count of ED visits for influenza-like illness



### Weekly count of ED visits for COVID-like illness



The Electronic Surveillance System for the Early Notification of Community-Based Epidemics (ESSENCE-FL) includes chief complaint data from 211 of 212 Florida EDs. Data are transmitted electronically to ESSENCE-FL daily or hourly.