

MEMORANDUM

Agenda Item No. 8(N)(4)

TO: Honorable Chairman Jean Monestime
and Members, Board of County Commissioners


DATE: July 6, 2016

FROM: Abigail Price-Williams
County Attorney

SUBJECT: Resolution approving the donation of newly installed water and sewer facilities to the City of Florida City for the operation and maintenance of such facilities located on County owned property at SW 344th Street Park and Ride Facility; and authorizing the County Mayor to approve the donation

Resolution No. R-643-16

The accompanying resolution was prepared by the Transportation and Public Works Department and placed on the agenda at the request of Prime Sponsor Commissioner Dennis C. Moss.



Abigail Price-Williams
County Attorney

APW/smm

Memorandum



Date: July 6, 2016

To: Honorable Chairman Jean Monestime
and Members, Board of County
Commissioners

From: Carlos A. Gimenez
Mayor

A handwritten signature in black ink, appearing to read "Carlos A. Gimenez". The signature is fluid and cursive, written over the printed name.

Subject: Resolution Approving The Donation of Newly Installed Water and Sewer Facilities to the City of Florida City for the Operation and Maintenance of Such Facilities Located on County Owned Property at SW 344 Street Park and Ride Facility; and Authorizing the County Mayor or County Mayor's Designee to Approve the Donation

RECOMMENDATION

It is recommended that the Board of County Commissioners (Board) approve the attached Resolution authorizing the donation of newly installed water and sewer lines to the City of Florida City (City), for the operation and maintenance of such facilities across property owned by Miami-Dade County (County) located at the southern terminus of the Busway Extension (Busway) to the City adjacent to the north side of West Palm Drive (SW 344 Street) between NW 2 Avenue and NW 3 Avenue in the City, also known as the SW 344 Street Park and Ride Facility. The City owns and operates the water and sewer system serving the City limits and provides the service to the SW 344 Street Park and Ride Facility. This resolution authorizes the County Mayor or the County's Mayor's designee to approve the donation.

SCOPE

The existing and newly installed water and sewer lines are located within Commissioner Dennis C. Moss' District 9.

FISCAL IMPACT/FUNDING SOURCE

The total value of the newly installed water and sewer lines is \$62,743.00. The long-term maintenance will be performed by the City, therefore, is positive as it relieves the County from maintaining and operating the newly installed utilities.

TRACK RECORD/MONITOR

The County has previously granted similar donations to other municipalities. The County and the City have also benefited from each other in terms of conveyances for public uses. The person responsible for monitoring this donation is Froilan I. Baez, Chief of the Right of Way for the Utilities and Joint Development Division of the Department of Transportation and Public Works (DTPW).


BACKGROUND

On September 13, 2011, the City passed and adopted Resolution 11-44 for the conveyance of a small parcel to the County for the project. The City also closed two (2) roadways and an alley in the interest of the County for the project pursuant to City Resolution 13-07. The vacated roadways contain passageways of the City's existing utilities, which are to remain on site. Both these City parcels plus the 13 County parcels acquired encompass the Park and Ride property. DTPW has constructed the Park and Ride Facility. The construction included additional sewer and water lines with fixtures, which are servicing the newly constructed comfort station of the facility in addition to

the existing utilities on the property (see attached "Bill of Sale" describing both the water and sewer components).

The construction of this Park and Ride Facility was completed in April 2015 and is open to the public. However, it is necessary to donate the newly installed water and sewer utility lines for the City to continue operating and maintaining the utility lines.

This Park and Ride Facility is at the end of the line of the Busway and contains 248 parking spaces for transit patrons. It is a central hub that patrons have been using to travel further North to Downtown Miami via the Metrorail or South to the Florida Keys via the Dade-Monroe Express Bus Service. To date, the County has already granted easements over the property for the utilities pursuant to Resolutions R-810-15 and R-871-15.



Alina T. Hudak
Deputy Mayor



MEMORANDUM
(Revised)

TO: Honorable Chairman Jean Monestime
and Members, Board of County Commissioners

DATE: July 6, 2016

FROM: Abigail Price-Williams
County Attorney

SUBJECT: Agenda Item No. 8(N)(4)

Please note any items checked.

- "3-Day Rule" for committees applicable if raised
- 6 weeks required between first reading and public hearing
- 4 weeks notification to municipal officials required prior to public hearing
- Decreases revenues or increases expenditures without balancing budget
- Budget required
- Statement of fiscal impact required
- Statement of social equity required
- Ordinance creating a new board requires detailed County Mayor's report for public hearing
- No committee review
- Applicable legislation requires more than a majority vote (i.e., 2/3's ____, 3/5's ____, unanimous ____) to approve
- Current information regarding funding source, index code and available balance, and available capacity (if debt is contemplated) required

Approved _____ Mayor
Veto _____
Override _____

Agenda Item No. 8(N)(4)
7-6-16

RESOLUTION NO. R-643-16

RESOLUTION APPROVING THE DONATION OF NEWLY INSTALLED WATER AND SEWER FACILITIES TO THE CITY OF FLORIDA CITY FOR THE OPERATION AND MAINTENANCE OF SUCH FACILITIES LOCATED ON COUNTY OWNED PROPERTY AT SW 344TH STREET PARK AND RIDE FACILITY; AND AUTHORIZING THE COUNTY MAYOR OR COUNTY MAYOR'S DESIGNEE TO APPROVE THE DONATION

WHEREAS, this Board desires to accomplish the purposes outlined in the accompanying memorandum, a copy of which is incorporated herein by reference,

NOW, THEREFORE, BE IT RESOLVED BY THE BOARD OF COUNTY COMMISSIONERS OF MIAMI-DADE COUNTY, FLORIDA, that:

Section 1. This Board authorizes the donation of newly installed water and sewer facilities to the City of Florida City having being installed as part of the 344th Street Park and Ride Facility (see attached "Bill of Sale").

Section 2. This Board further authorizes the County Mayor or the County Mayor's designee, to take all actions necessary to effectuate same, and to exercise all provisions contained therein.

Section 3. This Resolution shall be filed in the Clerk of the Courts Office of Miami-Dade County within 30 days of the Florida City approval of its Resolution to accept the same from the County. A copy of the City of Florida City Resolution must be attached as part of this Resolution.


The foregoing resolution was offered by Commissioner **Dennis C. Moss**, who moved its adoption. The motion was seconded by Commissioner **Rebeca Sosa** and upon being put to a vote, the vote was as follows:

Jean Monestime, Chairman	aye		
Esteban L. Bovo, Jr., Vice Chairman	aye		
Bruno A. Barreiro	aye	Daniella Levine Cava	aye
Jose "Pepe" Diaz	aye	Audrey M. Edmonson	aye
Sally A. Heyman	aye	Barbara J. Jordan	aye
Dennis C. Moss	aye	Rebeca Sosa	aye
Sen. Javier D. Souto	aye	Xavier L. Suarez	aye
Juan C. Zapata	aye		

The Chairperson thereupon declared the resolution duly passed and adopted this 6th day of July, 2016. This resolution shall become effective upon the earlier of (1) 10 days after the date of its adoption unless vetoed by the County Mayor, and if vetoed, shall become effective only upon an override by this Board, or (2) approval by the County Mayor of this Resolution and the filing of this approval with the Clerk of the Board.

MIAMI-DADE COUNTY, FLORIDA
BY ITS BOARD OF
COUNTY COMMISSIONERS

HARVEY RUVIN, CLERK



By: **Christopher Agrippa**
Deputy Clerk

Approved by County Attorney as
to form and legal sufficiency.

Bruce Libhaber

BILL OF SALE

KNOW ALL MEN BY THESE PRESENTS:

WHEREAS, Miami-Dade Transit/ Park & Ride Facility hereinafter referred to as "Party of the First Part", did heretofore extend water main and sewer main facilities of the CITY OF FLORIDA CITY, a Florida Municipal Corporation, hereinafter referred to as "Party of the Second Part", whereby Party of the First Part agreed to furnish and install water main and sewer main facilities on a certain property located in Miami-Dade County, Florida, more particularly described in Exhibit "A" attached hereto, and after the furnishing and installation thereof, to transfer and set over the same unto Party of the Second Part; and

WHEREAS, Party of the First Part have furnished, constructed and installed on the properties hereinafter described, and now desires to transfer and set over the same unto Party of the Second Part:

NOW, THEREFORE, for and in consideration of the sum of ten dollars (\$10.00) and other valuable considerations to it in hand paid by Party of Second Part, the receipt whereof is hereby acknowledged, Party of the First Part have granted, bargained, sold, transferred and delivered, and by these presents does grant, bargain, sell transfer and set over unto said Party of the Second Part, its successors and assigns, the following:

All pipes, mains, equipment, fittings, valves, fire hydrants, manholes, and facilities of every kind, description and nature furnished, constructed and installed by Party of the First Part, used or to be used by Party of the Second Part in connection with the supplying of water and sewer service now or hereafter lying above, on and beneath the properties of the Party of the First Part as described above, or any part thereof, and now or hereafter lying over, on and beneath any and all presently or hereafter dedicated highways, streets, terraces, avenues, courts, alleys, public places and easement strips as shown on any hereafter recorded plats of said properties, and now or hereafter lying over, on and beneath any other property, public or private, used or to be used by Party of the Second Part in connection with the supplying of water and sewer service to the properties of Party of the First Part, including but not limited to the properties set forth and described in the schedule hereto attached as Exhibit liB and made a part hereof.

TO HAVE AND TO HOLD the same unto the said Party of the Second Part, its successors and assigns, forever.

AND said Party of the First Part, for itself and its successors and assigns, covenants to and with said Party of the Second Part, its successors and assigns that it is the lawful owner of the above described goods and chattels; that they are free from all encumbrances; that it has good right to sell the same aforesaid and that it will warrant and defend the sale of said property, goods and chattels hereby made unto said Party of the Second Party, its successors and assigns, against the lawful claims and demands of all persons whomsoever.

IN WITNESS WHEREOF, the undersigned have caused these presents to be executed

this ___ day ___, 2015

Signed, sealed and delivered
presence of:

Miami-Dade Transit/ Park & Ride Facility

By _____


Witness

Witness

State Of Florida
County Of Miami Dade county

I DO HEREBY CERTIFY that on this day personally appeared before me, an officer duly authorized to administer oaths and take acknowledgment _____ to me well known to be the person described herein, who executed the foregoing Bill of Sale, and acknowledged before me that he executed the same freely and voluntarily for the purpose therein expressed.

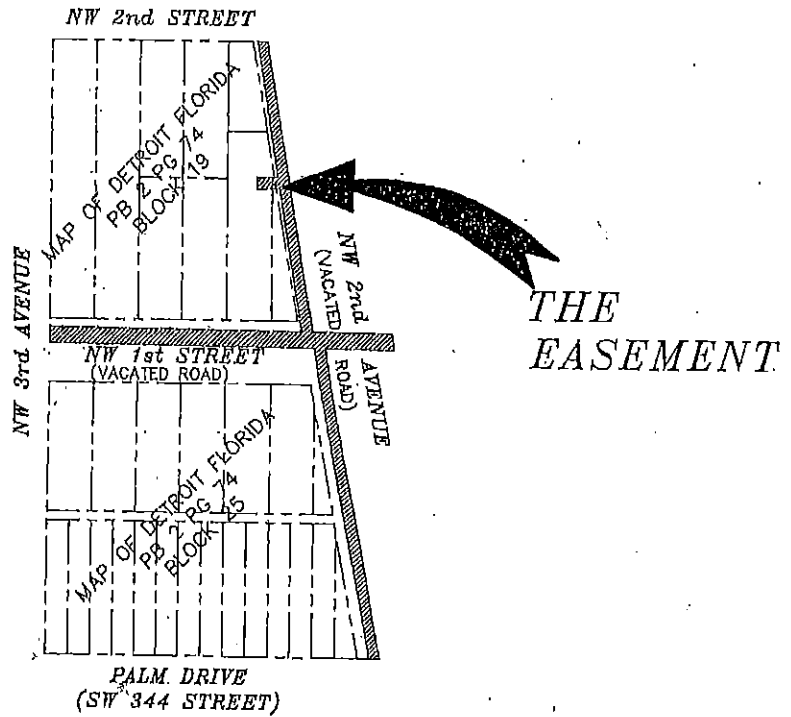
WITNESS my hand and official seal in _____ County, State of _____, this
_____ day of _____

Approved as to form
and legal sufficiency

Alexander S. Bokor
Assistant County Attorney

SEC. 24, TWP. 57 S, RGE. 38 E



EXHIBIT "A"



LOCATION MAP
SCALE: N.T.S

SURVEYOR'S NOTES:

1. THIS SKETCH AND LEGAL DESCRIPTION DOES NOT CONSTITUTE A BOUNDARY SURVEY.
2. SEE SHEET 2 FOR LEGAL DESCRIPTION.
3. SEE SHEET 3,4 AND 5 FOR GEOMETRIC SKETCH.
4. BEARINGS SHOWN HEREON WAS BASED UPON AN ASSUMED VALUE OF N10°23'20"W FOR THE EAST LINE OF BLOCK 25 OF MAP OF DETROIT FLORIDA (PB 2, PG 74). AS SHOWN ON THIS SKETCH

LEGEND:

- PB -----PLAT BOOK
- PG -----PAGE
- N.T.S ----- NOT TO SCALE
- POC ----- POINT OF COMMENCEMENT
- POB ----- POINT OF BEGINNING
- POT ----- POINT OF TERMINATION
- RGE. ----- RANGE
- SEC. -----SECTION
- TWP. -----TOWNSHIP
- Env. -----ENVELOPE
- M.D.T. -----MIAMI-DADE TRANSIT

FLORIDA INTERNATIONAL LAND SURVEYORS, INC. (LB 2668)

BY: Vicente Tome

VICENTE A. TOME
Reg. Land Surveyor No. 3103
State of Florida.

THIS SHEET IS NOT VALID
WITHOUT THE OTHER FOUR (4) SHEET

JOB.No. J105-15-B	Env. M.D.T	DATE: 05-07-15	Drawn: EG	Sheet 1 of 5 Sheets
-------------------	------------	----------------	-----------	---------------------

EXHIBIT "A"
LEGAL DESCRIPTION

A strip of land 12.00 feet wide, water line easement, being a portion of Northwest 2nd Avenue, a vacated land as per resolution 13-07 of the City of Florida City, recorded in ORB 28536 at Page 3467 and portion of Northwest 1st Street as per resolution 13-07 of the City of Florida City, recorded in ORB 28536 at Page 3486 and a portion of Block 25 and Block 19 of "MAP OF DETROIT FLORIDA", according to the plat thereof as recorded in Plat Book 2, at Page 74 of the Public Records of Miami-Dade County, Florida, lying 6.00 feet on each side of the centerline of the 12.00 feet wide water line easement more particularly described as follows:

Commence at the Southeast corner of the said Block 25, thence run easterly along the extension to the East of the southerly line of said Block 25 for a distance of 18.94 feet to Point of Beginning of the centerline of a 12.00 feet wide water line easement; thence run N10°57'21"W for a distance of 308.72 feet to a point; thence run N08°24'24"W for a distance of 46.60 feet to Point "A"; said Point "A" intercept a line at equal distance between a 16 inches water lines and 6 inches water lines running paralell with each other; thence run N89°32'02"W for a distance of 11.01 feet to Point "B"; thence run N09°50'51"W for a distance of 169.98 feet to Point "C"; thence run N09°48'27"W for a distance of 155.38 feet to the Point of Termination of the centerline of said 12.00 feet wide water line easement. Easement lines are to be shortened or lengthened to provide a continuous 12.00 feet wide water line easement.

And

Begin at the aforementioned Point "A"; thence run S89°32'02"E for a distance of 82.15 feet to the Point; of Termination of the centerline of 18.00 feet wide water line easement. Easement lines are to be shortened or lengthened to provide a continuous 18.00 feet wide water line easement.

And

Begin at the aforementioned Point B; thence run N89°32'02"W for a distance of 292.53 feet to the Point; of Termination of the centerline of 18.00 feet wide water line easement.

And

Begin at the aforementioned Point C; thence run S85°59'52"W for a distance of 31.73 feet to the Point; of Termination of the centerline of 12.00 feet wide water line easement.

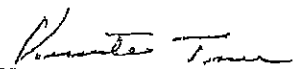
The side-lines of said 18.00 feet wide water line easement are to be extended or shortened at each angular bisector point of intersection and at Point of Termination with east line of NW 3rd Avenue,

Said strip of land situate, being and lying in the City of Florida City, Miami-Dade County, Florida.

SURVEYOR'S CERTIFICATION:

I HEREBY CERTIFY: that the attached Sketch and Legal Description of Sewer Lines Easement is correct to the best of my knowledge and belief as recently surveyed under my direction, and meets the intent of the Minimum Technical Standards set forth by the Florida Board of Professional Land Surveyors and Mappers in Chapter 5J-17, Florida Administrative Code, pursuant to Section 472.027 of Florida Statutes

FLORIDA INTERNATIONAL LAND SURVEYORS, INC. (LB 2668)

BY: 

VICENTE A. TOME
Reg. Land Surveyor No. 3103
State of Florida.

THIS SHEET IS NOT VALID
WITHOUT THE OTHER FOUR (4) SHEET

JOB No. J105-15-B	Env. M.D.T	DATE: 05-07-15	Drawn: EG	Sheet 2 of 5 Sheets
-------------------	------------	----------------	-----------	---------------------

SEC. 24, TWP. 57 S, RGE. 38 E

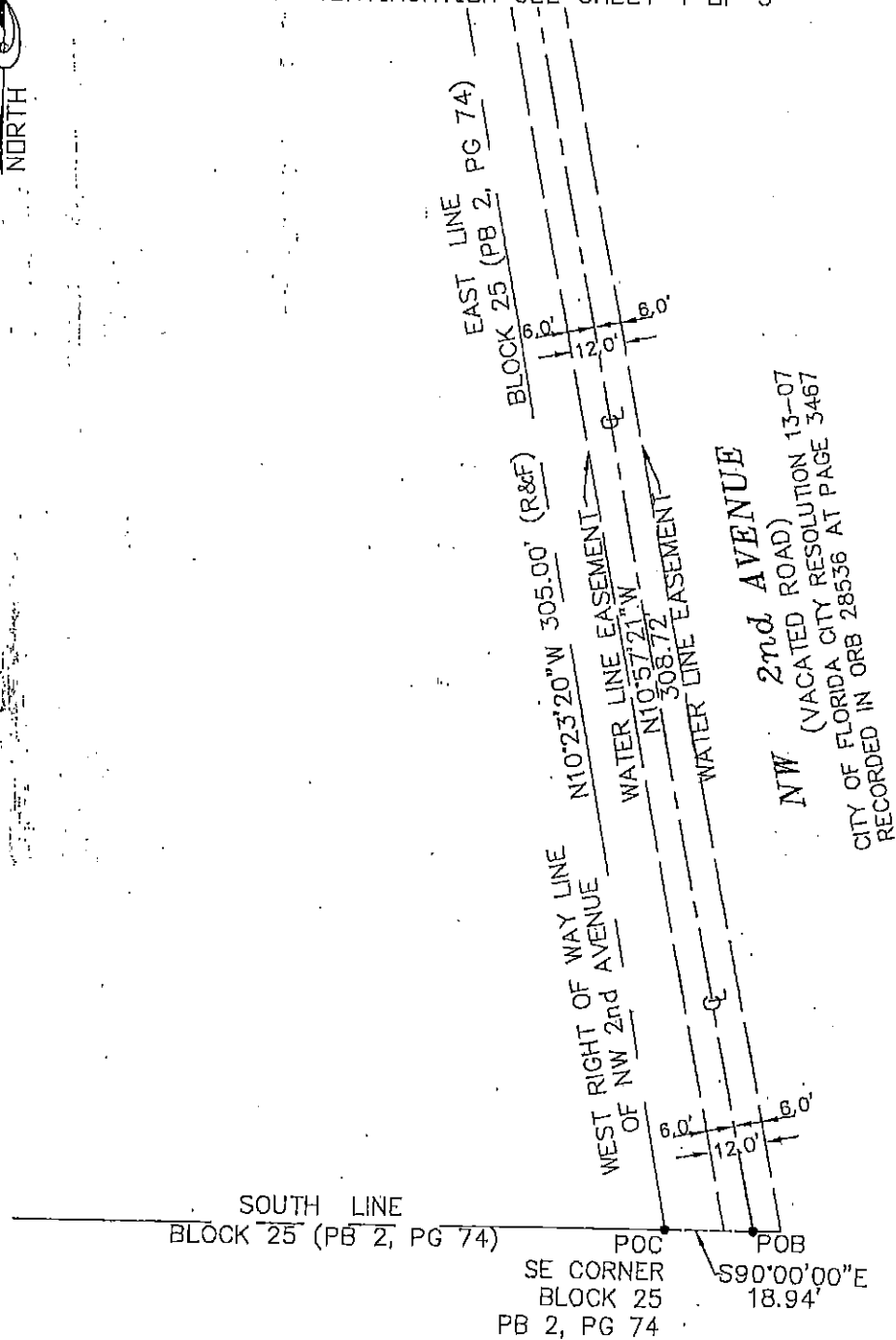


EXHIBIT "A"

SKETCH TO ACCOMPANY LEGAL DESCRIPTION

SCALE: 1" = 40'

FOR CONTINUATION SEE SHEET 4 OF 5



NW 2nd AVENUE
(VACATED ROAD)
CITY OF FLORIDA CITY RESOLUTION 13-07
RECORDED IN ORB 28536 AT PAGE 3467

THIS SHEET IS NOT VALID
WITHOUT THE OTHER FOUR (4) SHEET

NOTE:
Water Line Easement to
CITY OF FLORIDA CITY

JOB.No. J105-15-B

Env. M.D.T

DATE: 05-07-15

Drawn: EG

Sheet 3 of 5 Sheets

SEC. 24, TWP. 57 S, RGE. 38 E



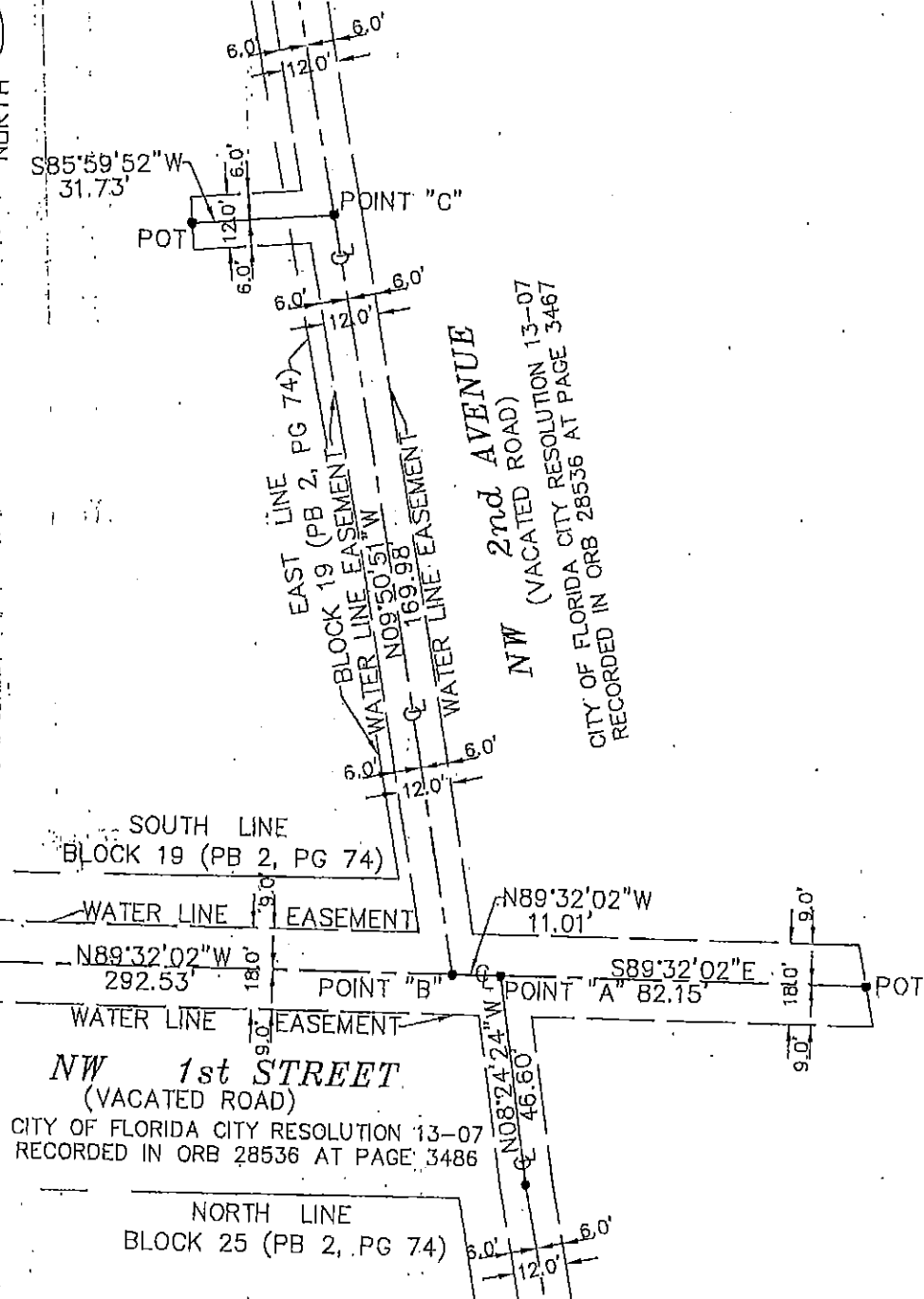
EXHIBIT "A"

SKETCH TO ACCOMPANY LEGAL DESCRIPTION

SCALE: 1" = 40'

FOR CONTINUATION SEE SHEET 5 OF 5

FOR CONTINUATION SEE SHEET 5 OF 5



FOR CONTINUATION SEE SHEET 3 OF 5

NW 1st STREET
(VACATED ROAD)
CITY OF FLORIDA CITY RESOLUTION 13-07
RECORDED IN ORB 28536 AT PAGE 3486

NW 2nd AVENUE
(VACATED ROAD)
CITY OF FLORIDA CITY RESOLUTION 13-07
RECORDED IN ORB 28536 AT PAGE 3467

NOTE:
Water Line Easement to
CITY OF FLORIDA CITY

THIS SHEET IS NOT VALID
WITHOUT THE OTHER FOUR (4) SHEET

JOB.No. J105-15-B	Env. M.D.T	DATE: 05-07-15	Drawn: EG	Sheet 4 of 5 Sheets
-------------------	------------	----------------	-----------	---------------------


SEC. 24, TWP. 57 S, RGE. 38 E



EXHIBIT "A" SKETCH TO ACCOMPANY LEGAL DESCRIPTION SCALE: 1" = 40'

NW 2nd STREET

NORTH LINE
BLOCK 19 (PB 2, PG 74)



CITY OF FLORIDA CITY
RESOLUTION 13-07
RECORDED IN ORB 28536
AT PAGE 3467

FOR CONTINUATION SEE SHEET 4 OF 5

NW 3rd AVENUE

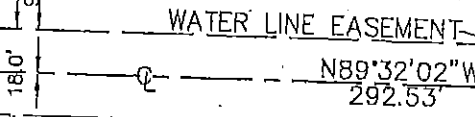
WEST LINE
BLOCK 19
(PB 2, PG 74)

POT

EAST RIGHT OF WAY LINE
OF NW 3rd AVENUE

WEST LINE
BLOCK 25
(PB 2, PG 74)

SOUTH LINE
BLOCK 19 (PB 2, PG 74)



NW 1st STREET
(VACATED ROAD)

CITY OF FLORIDA CITY RESOLUTION 13-07
RECORDED IN ORB 28536 AT PAGE 3486

NORTH LINE
BLOCK 25 (PB 2, PG 74)

FOR CONTINUATION SEE SHEET 4 OF 5

THIS SHEET IS NOT VALID
WITHOUT THE OTHER FOUR (4) SHEET

NOTE:
Water Line Easement to
CITY OF FLORIDA CITY

JOB.No. J105-15-B	Env. M.D.T.	DATE: 05-07-15	Drawn: EG	Sheet 5 of 5 Sheets
-------------------	-------------	----------------	-----------	---------------------

EXHIBIT "B"

SCHEDULE OF SALE

FROM: MIAMI DADE TRANSIT-PARK & RIDE FACILITY

TO: CITY OF FLORIDA CITY

WATER

252 LF 1" HDPE PIPE

5 EA 1" Service Connections

1 EA Fire Hydrant Relocation

26 LF 6" D.I. Pipe

SEWER

26 LF 6" C900 SDR 18 Pipe

288 LF 8" C900 SDR 18 Pipe

3 EA Manholes

BILL OF MATERIALS

DATE: 5-15-2015

PROJECT NAME: Park & Ride Facility INSPECTOR: Baljet Environmental

LOCATION: 254 W. Palm Drive
Florida City

CONTRACTOR: Florida Construction & Engineering, Inc.
TELEPHONE: 305-883-7601

WATER: _____

SEWER: _____

WATER BILL OF MATERIALS		
26LF	6" DIP	<input type="checkbox"/>
0	" DIP	<input type="checkbox"/>
0	" DIP	<input type="checkbox"/>
252 LF	1" PVC	<input type="checkbox"/>
0	" PVC	<input type="checkbox"/>
1	FIRE HYDRANT ASSEMBLIES	<input type="checkbox"/>
5	SINGLE SERVICES	<input type="checkbox"/>
0	DOUBLE SERVICES	<input type="checkbox"/>
0	2" SERVICES	<input type="checkbox"/>
0	4" SERVICES	<input type="checkbox"/>
0	" TURBO METER SERVICES	<input type="checkbox"/>
0	" FIRELINES	<input type="checkbox"/>
0	" FIRELINES	<input type="checkbox"/>
0	VALVES (List in comments)	<input type="checkbox"/>
0	WASD EASEMENT SHOWN	<input type="checkbox"/>
0	EASEMENT LEGAL	<input type="checkbox"/>
0	DESCRIPTION	<input type="checkbox"/>
0	STATE PLANE COORDINATES	<input type="checkbox"/>

SEWER BILL OF MATERIAL		
0	" DIP	<input type="checkbox"/>
0	" DIP	<input type="checkbox"/>
0	" DIP	<input type="checkbox"/>
0	" PVC	<input type="checkbox"/>
0	" PVC	<input type="checkbox"/>
0	" VCP	<input type="checkbox"/>
0	" VCP	<input type="checkbox"/>
0	" VCP	<input type="checkbox"/>
0	" VCP	<input type="checkbox"/>
0	" VCP	<input type="checkbox"/>
0	" VCP	<input type="checkbox"/>
26LF	6" SEWER LATERAL	<input type="checkbox"/>
288LF	8" SEWER LATERAL	<input type="checkbox"/>
0	PUMP STATION	<input type="checkbox"/>
0	G.P.M. DESIGN CAP	<input type="checkbox"/>
3	MAN HOLES	<input type="checkbox"/>
0	WASD EASEMENT SHOWN	<input type="checkbox"/>
0	EASEMENT LEGAL	<input type="checkbox"/>
0	DESCRIPTION	<input type="checkbox"/>
0	STATE PLANE COORDINATES	<input type="checkbox"/>

COMMENTS:

The fire hydrant was relocated

0	GENERATOR	<input type="checkbox"/>
0	GENERATOR HOUSING	<input type="checkbox"/>
0	GENERATOR SIZE	<input type="checkbox"/>

THE ABOVE MATERIAL LIST IS CORRECT TO THE BEST OF MY KNOWLEDGE.

Florida Construction &
Engineering, Inc

6-15-2015

CONTRACTOR'S COMPANY NAME

DATE

CONTRACTOR'S SIGNATURE



NATIONAL PIPE & PLASTICS, INC.

American-made products since 1970

Corporate Offices
3421 Old Vestal Road, Vestal, NY 13850
800.836.4350 607.729.9381 Fax: 607.729.6130
www.nationalpipe.com

March 16, 2015

CERTIFICATION OF CONFORMANCE

THIS CERTIFIES THAT THE FOLLOWING MATERIAL(S):

8" DR18 C900 PVC GSKT PIPE GREEN
6" DR18 C900 PVC GSKT PIPE GREEN

AS MANUFACTURED BY NATIONAL PIPE & PLASTICS, INC. AND SUPPLIED TO:

FERGUSON WATERWORKS
7480 NW 48TH STREET
MIAMI, FL

CONTRACTOR:
PROJECT:

Fla Constr. & Engineering
Park & Ride Facility
SW 344 & Busway
Florida City, Fl 33034

MEET THE REQUIREMENTS OF THE FOLLOWING SPECIFICATION(S):

AWWA C-900, NSF STD #61, ASTM D-1784, ASTM D-3139, ASTM F-477; NSF-PW

National Pipe & Plastics, Inc.

By: 

Quality Control Department

PRODUCT WARRANTY

National Pipe & Plastics, Inc. (National) warrants its PVC pipe and fittings against defective workmanship and material for a period of one year from date of applicable invoice. National's liability hereunder, either for breach of warranty or for negligence, is expressly limited, at National's option, to A) Replacement at the agreed point of delivery, at no cost to the Purchaser, of any product found by National to be defective or found not to conform to the applicable industry manufacturing standards, or B) to the refund or crediting to the Purchaser of the purchase price of such products, provided that National is notified immediately upon the discovery of any claimed defect and that representative samples of the allegedly defective product are returned, transportation prepaid, at National's request. No claim under this Product Warranty will be considered until the product and representative samplings thereof have been examined by National.

The above warranty constitutes the entire liability of National. National shall not be liable for any incidental or consequential damages directly or indirectly arising or resulting from the sale, transportation, handling, installation or use of the products sold, nor for product losses, reinstallation or labor costs.

THIS WARRANTY IS EXPRESSLY IN LIEU OF ANY OTHER WARRANTIES EXPRESSED OR IMPLIED, INCLUDING ANY IMPLIED WARRANTY OF MERCHANTABILITY OR FITNESS FOR ANY PARTICULAR PURPOSE, AND OF ANY OTHER OBLIGATIONS OR LIABILITY ON THE PART OF NATIONAL.

Situations that void this Product Warranty:

1. Excessive pressure-temperature combination during test or operation.
2. Malfunction or improper use of line devices adversely affecting pipe performance.
3. Use of the product under conditions for which the product was not designed, including, but not limited to, improper system design, under-sizing, over-pressure, water hammer or other negative performance features.
4. Failure to adhere to National's General Instruction Sheets concerning the proper handling, installation and testing of the product.
5. Over insertion of pipe or insertion of pipe past the insertion mark on gasket pipe application.
6. Improper installation and/or design of air relief systems.
7. Use of other than applicable and recommended solvents and lubricants.
8. Installation of the product in the ground for use as well-casing, except for ASTM F-480 products, use of the product for the transmission or transportation of natural gas or any other gaseous element or use with any compressed air systems.
9. National must be notified of any defect prior to repair and such repair must be authorized by National.
10. Purchaser must provide National the opportunity to view and test pipe samples suspected to be defective including inspection of installation procedures and job site conditions.

National Pipe & Plastics, Inc.
3421 Old Vestal Road, Vestal, NY 13850



**AMERICAN CAST IRON PIPE COMPANY
QUALIFICATION REPORT OF SHIPMENT
CERTIFICATE OF ORIGIN**

Date: 04/29/15

Order No. D574506-001

P.O. L1216-341-2

CUSTOMER

FEI-Miami #1216
10810 Southwest 184th Street
Miami, FL 33157

DESTINATION

PARK & RIDE
Florida Construction & Engineering, Inc.
SW 344 ST & BUSWAY
Florida City, FL 33034

SHIPMENT

PCS	MATERIALS	COATING/LINING/TEST
20'	6" Fastite Ductile-Iron Pipe, Class 350/50, C/L, 20-01-0/0 lg.	Cementlined - Inside Asphaltic Coated Outside 500 PSI Hydrostatic Test
	8" Fastite Ductile-Iron Pipe, Class 350, C/L, 20-01-0/0 lg.	
	4" Fastite Ductile-Iron Pipe, Class 350, C/L, 20-01-0/0 lg.	
	12" Fastite Ductile-Iron Pipe, Class 350, C/L, 20-01-0/0 lg.	

WITH THE FOLLOWING SPECIFICATIONS:

- PER LATEST REVISION,
- DUCTILE IRON PIPE - ANSI/AWWA C150/A21.50 and ANSI/AWWA C151/A21.51
- FLANGE PIPE - ANSI/AWWA C115/A21.15
- FITTINGS - ANSI/AWWA C110/A21.10 OR C159/A21.53
- MJ, FASTITE, & FLANGE - ANSI/AWWA C111/A21.11
- CEMENT LINING - ANSI/AWWA C104/A21.4
- ASPHALTIC COATING - PER APPLICABLE ANSI/AWWA PIPE & FITTINGS SPECIFICATIONS
- POLYETHYLENE ENCASEMENT - ANSI/AWWA C105/A21.5
- GROOVED & SHOULDERED TYPE JOINTS - AWWA C506
- FUSION BONDED EPOXY LINING - CLASSIFIED TO ANSI/NSF STANDARD 61

ANY MATERIAL NOT COVERED BY ABOVE SPECIFICATIONS WILL BE PER MANUFACTURER'S STANDARDS.
"ACIPCO SUPPLIES THIRD-PARTY MANUFACTURED ITEMS, ESPECIALLY 4"-12" FITTINGS AND 4" PUSH-ON
PIPING, TO AUGMENT ITS PRODUCT LINE AND PRODUCTION CAPACITY TO MEET CUSTOMER'S NEEDS."

All above material manufactured in USA

STATE OF ALABAMA

Paul C. Joseph
Notary Public

NOTARY PUBLIC STATE OF ALABAMA AT LARGE
MY COMMISSION EXPIRES: Feb 12, 2014



ENDOT INDUSTRIES, INC.

PIPE AND TUBING • DUCT AND INNERDUCT

CERTIFICATE OF COMPLIANCE

Endot Industries, Inc. certifies that the product(s) listed are produced and tested in accordance with the standards listed below and meet or exceed these standards.

ENDOPOLY

200 PSI - PE 3408 / PE 4710

WATER SERVICE TUBING (CTS)

SPECIFICATION SHEET

APPLICABLE STANDARDS:

ASTM D3350	Cell Classification 445574C
ASTM D2737	Meets PE3408 / PE 4710 Requirements
NSF	Listed Under Standard 14 for Potable Water
AWWA C901	Conforms as 200 PSI & SODR 9 (CTS)

WATER SERVICE TUBING (CTS) - ASTM D2737

STANDARD OUTSIDE DIAMETER RATIO (SODR) = 9

SIZE	NOMINAL O.D.	NOMINAL I.D.	MINIMUM WALL	WEIGHT PER 100 FT.	STANDARD COIL SIZE
3/4	0.875	0.675	.097	10.0	500/100
→ 1	1.125	0.865	.125	16.5	300/100
1-1/4	1.375	1.059	.153	24.8	300/100
1-1/2	1.625	1.253	.181	34.3	300/100
2	2.125	1.629	.236	59.2	200/100

For Endot Industries, Inc.

Richard G. Kraft, V.P. Sales and Marketing

PARK & RIDE FACILITY

Florida Construction & Engineering

ENDOT INDUSTRIES, INC.

www.endot.com - e-mail info@endot.com

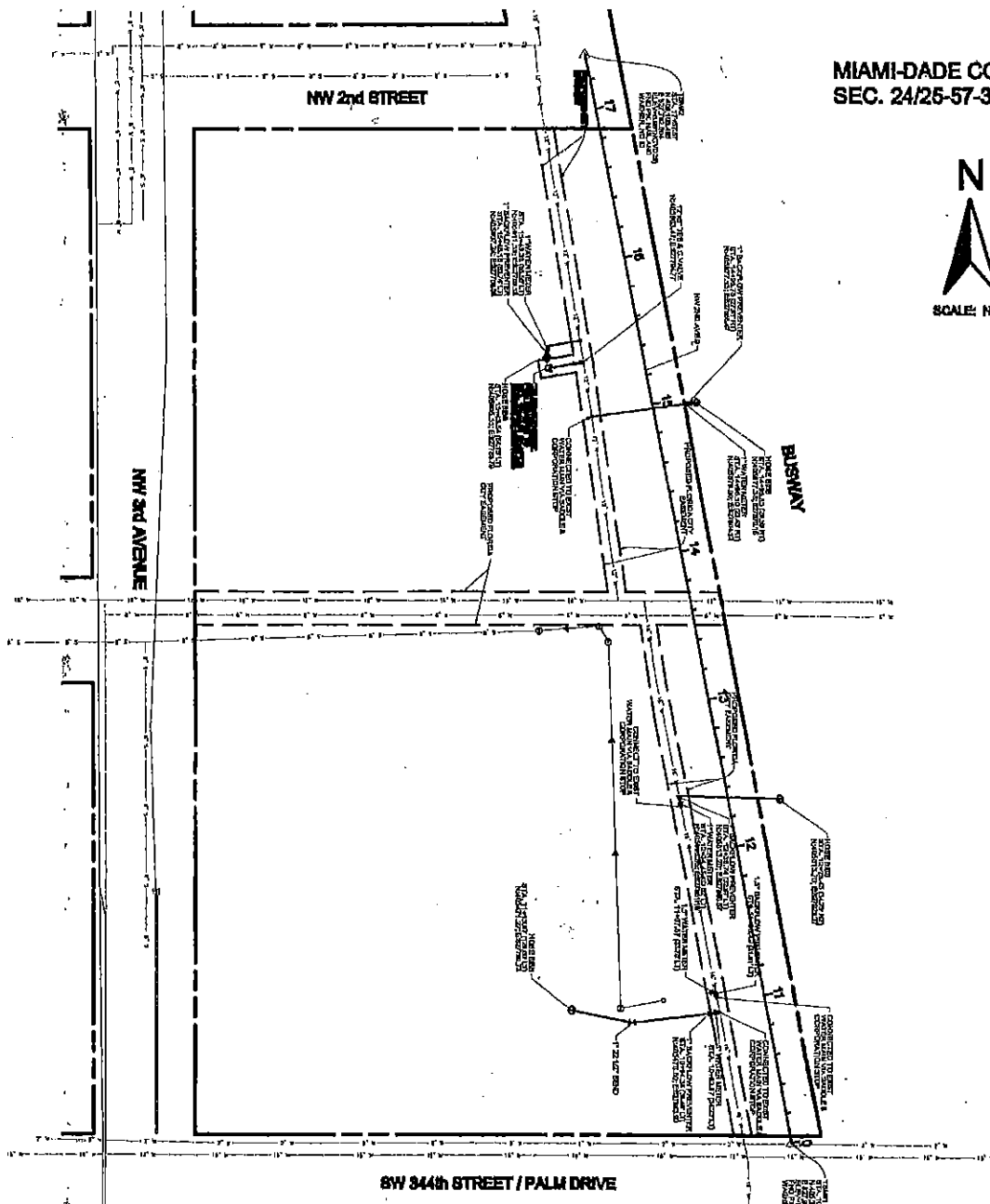
CORPORATE HEADQUARTERS: 60 Green Pond Road, Rockaway, NJ 07866 - 800 443 6368 - FAX 973 625 4087

MID-WEST OPERATIONS: 739 County Road 1, South Point, OH 45680 - 800 345 3990 - FAX 740 377 9844

TENNESSEE OPERATIONS: 400 Bohannon Avenue, Greeneville, TN 37745 - 800 438 5851 - FAX 423 639 3722

OKLAHOMA OPERATIONS: Mid America Industrial Park, Pryor Creek, OK 74361 - 800 443 6368 - FAX 973 625 4087

MIAMI-DADE COUNTY
SEC. 24/25-57-38



THIS IS NOT AN AS-BUILT
THIS IS NOT A SURVEY

LEGEND

WATER MAIN - EXISTING	---	DUAL SERVICE	
WATER MAIN - NEW	---	2" SERVICE	
GATE VALVE / BUTTERFLY VALVE - EXISTING	⊗	4" SERVICE	■
GATE VALVE / BUTTERFLY VALVE - NEW	⊗	TURBINE METER	▨
TAPPING SLEEVE & VALVE	⊗	FIRE HYDRANT ASSEMBLY	⊕
SINGLE SERVICE	---	FIRELINE	

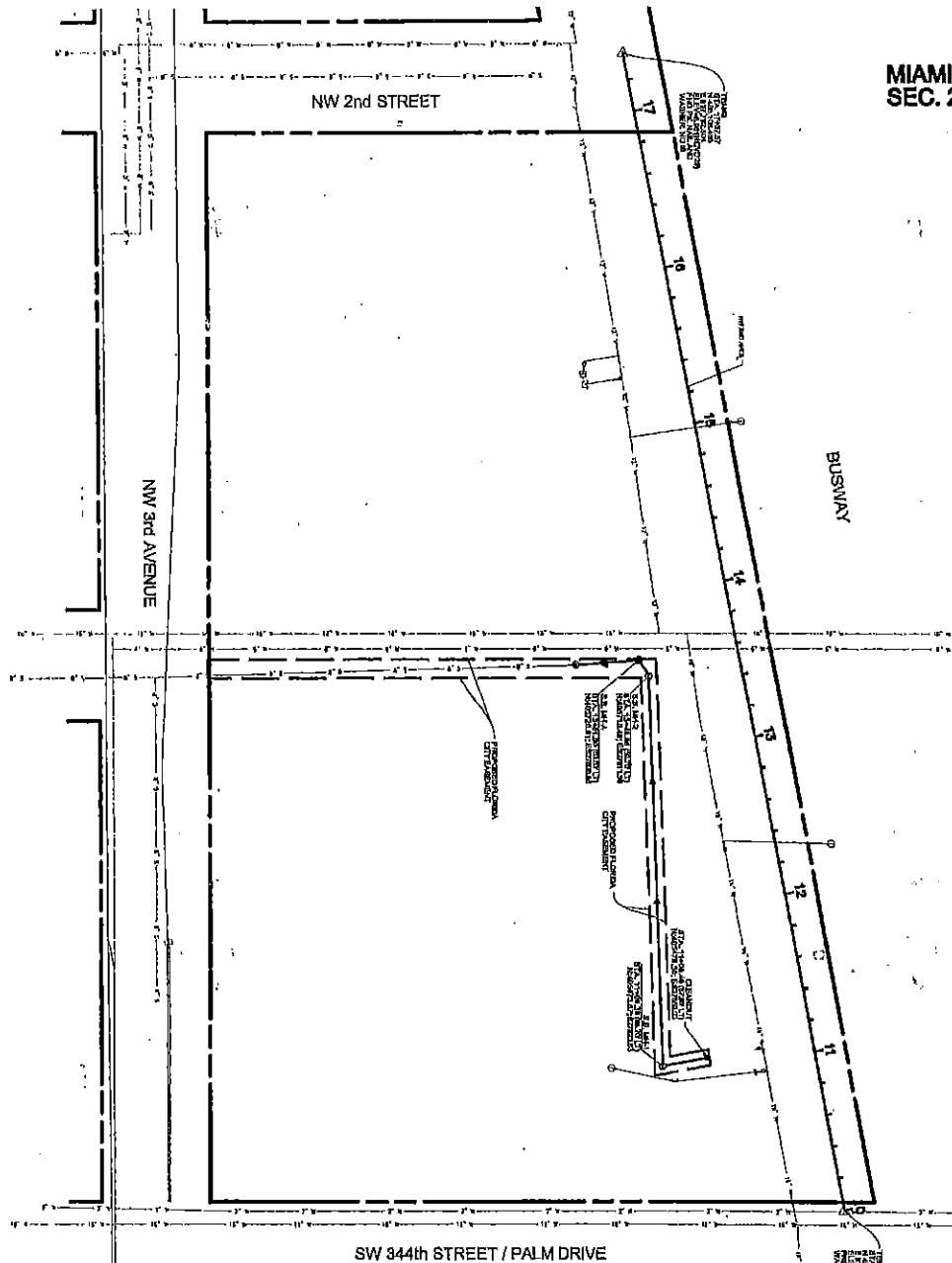
WATER FACILITIES EXHIBIT "A" OF ABSOLUTE BILL OF SALE

PROJECT NAME: PARK & RIDE
 PROJECT LOCATION: SW 344th STREET/PALM DRIVE, FLORIDA CITY, FLORIDA
 CONTRACTOR: FLORIDA CONSTRUCTION & ENGINEERING
 DATE: 5/05/2016

AGREEMENT ID #:

APPROVAL #:

MIAMI-DADE COUNTY
SEC. 24/25-57-38



THIS IS NOT AN AS-BUILT
THIS IS NOT A SURVEY

LEGEND

GRAVITY MAIN / FORCE MAIN - EXISTING	TAPPING SLEEVE & VALVE
GRAVITY MAIN / FORCE MAIN - NEW	CHECK VALVE BURIED
MANHOLE - EXISTING	○	CHECK VALVE IN MANHOLE
MANHOLE - NEW	●	PUMP STATION
SEWER LATERAL	┌┐	GENERATOR HOUSING
GATE VALVE / PLUG VALVE - EXISTING	⊗	GENERATOR
GATE VALVE / PLUG VALVE - NEW	⊗		

SEWER FACILITIES EXHIBIT "A" OF ABSOLUTE BILL OF SALE

PROJECT NAME: PARK & RIDE		
PROJECT LOCATION: SW 344th STREET/PALM DRIVE, FLORIDA CITY, FLORIDA		
CONTRACTOR: FLORIDA CONSTRUCTION & ENGINEERING		
DATE: 5/05/2015	AGREEMENT ID #:	APPROVAL #: