

Approved _____ Mayor
Veto _____
Override _____

Agenda Item H
Amended

ORDINANCE NO. O-20-96

ORDINANCE APPROVING, ADOPTING AND RATIFYING PROPRIETARY BUDGETS, SPECIAL ASSESSMENT DISTRICT BUDGETS, AND OTHER BUDGETS OF MIAMI-DADE COUNTY, FLORIDA, FOR FISCAL YEAR COMMENCING OCTOBER 1, 2020 AND ENDING SEPTEMBER 30, 2021; PROVIDING A SHORT TITLE; INCORPORATING FISCAL YEAR 2020-21 PROPOSED BUDGET AS AMENDED; APPROPRIATING ALL BUDGETED REVENUES AND EXPENDITURES; AUTHORIZING INVESTMENT OF COUNTY FUNDS IN TIME WARRANTS OF MIAMI-DADE COUNTY; AUTHORIZING TRANSFER OF FUNDS AS CASH ADVANCES PENDING RECEIPT OF TAXES OR OTHER REVENUES; RATIFYING, CONFIRMING AND APPROVING IMPLEMENTING ORDERS AND OTHER ACTIONS OF BOARD WHICH SET FEES, RATES, AND CHARGES; AUTHORIZING FEES, RATES, AND CHARGES CONSISTENT WITH APPROPRIATIONS AND PROVIDING FOR THEIR AMENDMENT; APPROVING REVISED FEES, CHARGES, AND IMPLEMENTING ORDERS FOR VARIOUS DEPARTMENTS AND AGENCIES AND AUTHORIZING SUBSEQUENT AMENDMENTS BY RESOLUTION; APPROVING FISCAL YEAR 2020-21 PAY PLAN; AUTHORIZING ALLOCATIONS AND REALLOCATIONS OF BOND PROCEEDS AND INTEREST EARNINGS; AUTHORIZING MAYOR OR MAYOR'S DESIGNEE TO PROVIDE BOND ISSUE RESERVES; ESTABLISHING SUCH FUNDS AS MAY BE APPROVED DURING FISCAL YEAR AND PROVIDING FOR THEIR EXPENDITURE; AUTHORIZING PAYMENT OF LOCAL BUSINESS TAX SURCHARGE TO BEACON COUNCIL; APPROPRIATING GRANT, DONATION, AND CONTRIBUTION FUNDS; AUTHORIZING MAYOR OR MAYOR'S DESIGNEE TO NEGOTIATE AND EXECUTE CERTAIN FUNDING AGREEMENTS; CONTINUING MUNICIPAL SERVICES FUND; AUTHORIZING DISBURSEMENT FROM THE ENVIRONMENTALLY ENDANGERED LANDS ("EEL") ACQUISITION TRUST FUND TO SUPPLEMENT THE EEL LAND MANAGEMENT TRUST FUND TO MAINTAIN THE PRINCIPAL BALANCE REQUIRED UNDER SECTION 24-50.5 (2)(B)(I) OF THE CODE OF MIAMI-DADE COUNTY, FLORIDA ("CODE"); WAIVING FOR FISCAL YEAR 2020-21, (A) PROVISIONS OF SECTION 2-1799(F)1 OF THE CODE RELATED TO DISPOSITION OF UNALLOCATED CARRYOVER FUNDING IN COUNTYWIDE AND UNINCORPORATED MUNICIPAL SERVICES AREA GENERAL FUND BUDGETS, (B) SECTION 29-7(G) OF THE CODE RELATED TO ALLOCATION OF DOCUMENTARY SURTAX FUNDS, AND (C) RESOLUTION NO. R-924-08 RELATING TO TRANSIT FARES, FEES, AND CHARGES; WAIVING FARES FOR THE FIRST QUARTER OF FY 2020-21 FOR METROBUS AND METRORAIL SERVICES; AUTHORIZING ANY SUBSEQUENT WAIVERS OF FARES FOR METROBUS OR METRORAIL SERVICES BY RESOLUTION OF THE BOARD; WAIVING PROVISIONS OF THE CODE AND RESOLUTIONS

REQUIRING EXECUTION OF COUNTY AFFIDAVITS FOR NON-PROFITS RECEIVING CERTAIN COUNTY FUNDING; AUTHORIZING THE TERMINATION OF FINANCIAL INTEREST RATE SWAP AGREEMENTS AND ALLOWING REINVESTMENT OF TERMINATION PROCEEDS IN ACCORDANCE WITH COUNTY INVESTMENT POLICY; AMENDING, WAIVING OR RESCINDING, IF NECESSARY, VARIOUS SECTIONS OF THE CODE, APPLICABLE IMPLEMENTING ORDERS, AND OTHER LEGISLATIVE ENACTMENTS TO CONFORM SUCH ENACTMENTS TO FISCAL YEAR 2020-21 BUDGET; SUPERSEDING CONFLICTING PROVISIONS OF PRIOR LEGISLATIVE ENACTMENTS; PROVIDING SEVERABILITY, EXCLUSION FROM THE CODE AND AN EFFECTIVE DATE

BE IT ORDAINED, BY THE BOARD OF COUNTY COMMISSIONERS OF MIAMI-DADE COUNTY, FLORIDA:

Section 1. This ordinance shall be known and may be cited as the "Fiscal Year 2020-21 Miami-Dade County Self-Supporting Budget Ordinance."

Section 2. Pursuant to section 5.03(B) of the Home Rule Charter, the County Mayor has recommended a proposed budget for Miami-Dade County, Florida, for the fiscal year commencing October 1, 2020. Said proposed budget document as submitted to the Board of County Commissioners ("Board") is incorporated herein by reference and is amended to include: (a) all of the applicable changes contained in this ordinance; (b) the changes contained in the September 3, 2020 memorandum entitled "Information for First Budget Hearing – FY 2020-21 Proposed Budget," which changes are noted on the version that shall be attached hereto following final adoption of this ordinance; and (c) the changes contained in the September 17, 2020 memorandum entitled "Information for Second Budget Hearing – FY 2020-21 Proposed Budget," which changes are noted on the version that shall be attached hereto following final adoption of this ordinance.

Section 3. The proprietary budgets, special assessment district budgets, and other budgets proposed, including the five-year financial plan contained therein, as amended as set forth in this ordinance, are hereby approved, adopted and ratified, and the budgeted revenues and expenditures therein are hereby appropriated. Department expenditure allocations established by the County Mayor as revised and summarized in the attached budgets are adopted

as limitations of all expenditures, except as hereinafter provided and appropriations hereby have been provided for outstanding indebtedness for the payment of vouchers that have been incurred in the current or prior year, but are not expected to be paid until the commencement of the new fiscal year. Receipts from sources not anticipated in the attached budgets may be appropriated and expended by ordinance duly enacted by the Board in accordance with section 129.06(2)(d), Florida Statutes, and section 1.02(A) of the Miami-Dade County Home Rule Charter. Adjustments within the same fund to departmental appropriations made in the attached budgets may be approved from time to time by motion duly adopted by the Board in accordance with section 129.06(2)(a), Florida Statutes, and sections 2-1792 through 2-1800A of the Code of Miami-Dade County, Florida ("Code"). The Director of the Office of Management and Budget is authorized to approve adjustments to expenditure code allocations within the limit of the departmental or other appropriations made in the attached budgets. All adjustments made in accordance with this ordinance are approved, adopted and ratified.

Section 4. Pursuant to the authority of Chapter 8015, Special Acts of Florida, 1919, which authorizes the Board to borrow money and to issue time warrants, and pursuant to the authority of section 129.02(5), Florida Statutes, which permits funds of the County to be invested in securities of the federal government and of the local governments in Florida, or both, the Finance Director is hereby authorized to invest these monies in the time warrants of Miami-Dade County, Florida.

Section 5. As provided in section 5.03(C) of the Home Rule Charter, the Board hereby authorizes the transfer of any portion of the earnings or balance of the several funds, other than sinking funds, for obligations not yet retired, to the general funds of the County provided that such transfer be deemed a cash advance to meet operating and other expenses approved by the Board, and that all such advances shall be reimbursed before the end of the fiscal year upon receipt of adequate tax or other appropriate revenues. However, this section in no way limits or restricts the power of the Board to transfer any unencumbered appropriation balance, or any

portion thereof, from one department, fund or agency to another as provided by law pursuant to section 5.03(C) of the Home Rule Charter.

Section 6. The provisions of section 2-1799(f)1 of the Code of Miami-Dade County, Florida, requiring that 50 percent of the unallocated carryover funds in the Countywide and Unincorporated Municipal Service Area general fund budgets be allocated to the Capital Outlay Reserve fund, now known as the General Government Improvement Fund, in the fiscal year following the fiscal year the funds were identified to support County services, are waived for Fiscal Year 2020-21 to permit the use of carryover funds in the Countywide and UMSA general fund budgets that remain unallocated as of September 30, 2020 for appropriation to the Fiscal Year 2020-21 Budget as approved by the Board.

Section 7. The provisions of section 29-7(G) of the Code requiring that no allocation of documentary surtax funds shall be made except as part of a competitive Request for Applications process shall be waived for Fiscal Year 2020-21.

Section 8. The County Mayor or County Mayor's designee is authorized to: (i) terminate any of the County's existing interest rate swap agreements authorized by this Board in accordance with the County's Swap Policy approved by this Board pursuant to Resolution No. R-311-05, subject to a favorable recommendation by the County's financial swap advisor; (ii) invest any termination proceeds in accordance with the County's Investment Policy approved by this Board pursuant to Resolution NO. R-367-16; and (iii) finalize and execute any documents and certificates necessary in order to effectuate the terminations.

Section 9. The provisions of Resolution No. R-924-08 relating to transit fares, fees and charges which require adjustments to said fares, fees and charges every three years in accordance with the average rate of the Consumer Price Index (CPI) for the preceding three years shall be waived for Fiscal Year 2020-21.

Section 10. The fares for the first quarter of Fiscal Year 2020-21 for Metrobus and Metrorail services shall be waived and any subsequent waiver of fares for Metrobus or Metrorail may be adopted by resolution of this Board.

Section 11. All Implementing Orders, as amended hereby, other actions of the Board setting fees, rates, and charges, and fees, rates and charges consistent with appropriations adopted herein, are hereby ratified, confirmed and approved, and may be subsequently amended by resolution adopted by the Board during the fiscal year.

Section 12. The revised Implementing Order setting the Miami-Dade Port of Miami fees and charges as reflected in attachment A is made part hereof.

Section 13. The revised Implementing Order setting the Solid Waste Services rates, fees and charges as reflected in attachment B is made part hereof.

Section 14. The revised Implementing Order setting the Library System rates, fees and charges as reflected in attachment C is made part hereof.

Section 15. The revised Implementing Order setting the Regulatory and Economic Resources (Consumer Services) rates, fees and charges as reflected in attachment D is made part hereof.

Section 16. The revised Implementing Order setting the Water and Sewer rates, fees and charges as reflected in attachment E is made part hereof.

Section 17. The revised Implementing Order setting the Aviation Department rates, fees and charges as reflected in attachment F is made part hereof.

Section 18. The revised Implementing Order setting the Transit rates, fees and charges as reflected in attachment G is made part hereof.

Section 19. The revised Implementing Order setting the Special Taxing District rates, fees and charges as reflected in attachment H is made part hereof.

Section 20. The revised Implementing Order setting the Fire Prevention rates, fees and charges as reflected in attachment I is made part hereof.

Section 21. The Fiscal Year 2020-21 Pay Plan, which is attached and incorporated by reference herein, is hereby approved, including the pay rates and all other provisions set forth therein.

Section 22. All allocations and reallocations of bond proceeds and interest earnings included in the Fiscal Year 2020-21 Adopted Capital Budget and Multi-Year Capital Plan, as may be amended, are hereby authorized.

Section 23. The Mayor or the Mayor's designee is hereby authorized to use interest earned on deposit of Public Improvement Bond funds to establish and maintain an Interest and Sinking Fund Reserve Account in an amount not to exceed one year's maximum principal and interest. Interest earned in excess of the reserve shall be distributed to Public Improvement Bonds Construction Funds in accordance with standard accounting practices.

Section 24. The Finance Director is hereby authorized to establish and to receive and expend funds up to amounts received without specific appropriation pursuant to section 5.03(C) of the Home Rule Charter for existing trust funds, working capital funds, bond construction funds, pension funds, revolving funds and any other such funds as may be approved by motion of the Board during the 2020-21 fiscal year.

Section 25. The Finance Director is hereby authorized to make payment of local business tax surcharge revenues for Fiscal Year 2020-21 to Miami-Dade County Beacon Council, Inc., in accordance with state law and Resolution No. 1066-88 which authorized the agreement between Miami-Dade County and the Beacon Council.

Section 26. All grant, donation, and contribution funds received by the County are hereby appropriated at the levels and for the purposes intended by the grants, donations and contributions.

Section 27. The Mayor or the Mayor's designee is hereby authorized to negotiate and execute agreements, in the form approved by the County Attorney, for funding allocations for community-based organizations, state agencies, non-profit organizations that operate County facilities, and Mom and Pop Program participants approved in this ordinance as a result of a

request for proposals or other formal selection process or other allocations approved by the Board, including for work or services resulting from natural disasters or pandemics.

Section 28. The Board hereby authorizes the disbursement of \$2,850,000.00 from the Environmentally Endangered Lands (“EEL”) Acquisition Trust Fund to the EEL Land Management Trust Fund, in order to supplement the EEL Land Management Trust Fund and maintain its principal established under section 24-50.5 (2)(b)(i) of the Code.

Section 29. Notwithstanding any other provision of the Code or any resolution or implementing order to the contrary, non-profit entities awarded grants of County monies from the prior fiscal year’s and Fiscal Year 2020-21’s District Discretionary Reserve, Commission office funds, or Future Services Reserve, or Mom and Pop Program funds shall not be required to complete affidavits of compliance with the various policies or requirements applicable to entities contracting or transacting business with the County.

Section 30. If cost of living adjustments for County employees under any of the collective bargaining agreements are approved for Fiscal Year 2020-21, the executive directors and managers of the following divisions and offices of the Board of County Commissioners shall receive the same cost of living adjustments for Fiscal Year 2020-21: Commission Auditor; Support Staff; Intergovernmental Affairs, Agenda Coordination; Community Advocacy; and Jay Molina International Trade Consortium.

Section 31. The Municipal Services Fund is hereby recognized and continued. Payment by a municipality to the Municipal Services Fund shall be used for services which provide benefits to the municipality or the residents thereof.

Section 32. Unless otherwise prohibited by law, this ordinance shall supersede all enactments of this Board including, but not limited to, ordinances, resolutions, implementing orders, regulations, rules, and provisions of the Code in conflict herewith.

Section 33. If any section, subsection, sentence, clause or provision of this ordinance is held invalid, the remainder of this ordinance shall not be affected by such invalidity.

Section 34. All provisions of this ordinance shall become effective ten (10) days after the date of enactment unless vetoed by the Mayor, and if vetoed, shall become effective only upon override by this Board. In the event all or any particular component of this ordinance are vetoed, the remaining components, if any, shall become effective ten (10) days after the date of enactment and the components vetoed shall become effective only upon override by this Board.

PASSED AND ADOPTED: September 17, 2020

Approved by County Attorney as
to form and legal sufficiency. _____

ORD/ITEM H Adopted

Section 34. All provisions of this ordinance shall become effective ten (10) days after the date of enactment unless vetoed by the Mayor, and if vetoed, shall become effective only upon override by this Board. In the event all or any particular component of this ordinance are vetoed, the remaining components, if any, shall become effective ten (10) days after the date of enactment and the components vetoed shall become effective only upon override by this Board.

PASSED AND ADOPTED:

Approved by County Attorney as
to form and legal sufficiency.

A handwritten signature in black ink, consisting of the letters 'APW' in a stylized, cursive font.


ORD/ITEM H Adopted

Memorandum



Date: September 3, 2020

To: Honorable Chairwoman Audrey M. Edmonson
and Members, Board of County Commissioners

From: Carlos A. Gimenez 
Mayor

Subject: Information for First Budget Hearing – FY 2020-21 Proposed Budget

This information has been prepared to accompany the Fiscal Year (FY) 2020-21 Budget Ordinances for your consideration at the first budget hearing on September 3, 2020. This document details adjustments identified since the submittal of the FY 2020-21 Proposed Budget (Proposed Budget) on July 13, 2020.

The attached ordinances have been adjusted for technical changes, corrections of scribes' errors, corrections of appropriation posting errors and current estimates of grants. Cash carryover for proprietary funds has been adjusted where appropriate. Waiver of various code provisions and resolutions are recommended, including waiver of Section 2-1799(f)1 of the Code of Miami-Dade County, Florida ("Code") related to the disposition of unallocated carryover funding in the Countywide and Unincorporated Municipal Service Area (UMSA) budgets; waiver of Section 29-7(G) of the Code relating to the use of Documentary Stamp Surtax and waiver of Resolution No. R-924-08 relating to transit fares, fees and charges.

When the Proposed Budget was developed, we assumed that businesses, schools and all other elements of our community would be back to normal by October 2020. We built the budget to maintain current property tax rates and to avoid any layoffs. Operating expenses were curtailed as much as possible and we assumed that vacant positions would not be filled unless they were critical to operations or generated revenue. However, we are still feeling the effects of our efforts to mitigate the impact of the COVID-19 pandemic as a County and community. Activities that affect the overall economy of our community, as well as the revenues that accrue to government are still limited and may have a more prolonged recovery period than originally assumed. Proprietary revenues and expenditures across all County departments continue to be impacted by pandemic mitigation activities. Although many of the expenditures related to pandemic response will be reimbursed through the Federal Emergency Management Agency (FEMA) and/or CARES Act and other federal funding sources, it is still too early to tell if all COVID-19 related expenses, including negotiated hazardous pay supplements, will be reimbursed. Furthermore, the CARES Act does not address revenue losses. Therefore, I recommend that we preserve all existing reserves to address unreimbursed operating expenses and unanticipated revenue losses.

The recommended operating budget adjustments detailed below increase the total operating budget by \$25.518 million in grants and proprietary revenues, but do not include any adjustments to the tax supported portions of the budget. Further refinements to the budget and additional adjustments, if any, will be incorporated as part of the information that will be provided to the Board for the second budget hearing on September 17, 2020.

OPERATING BUDGET

Proprietary Revenues

Aviation

One industry especially impacted by the COVID-19 pandemic is the aviation industry. Flights into and out of Miami International Airport were reduced by 85 percent early in the pandemic and may not ever recover to the levels prior to this point as the habits of travelers may be changed. The Proposed Budget assumed the landing fee would increase to \$2.42 from \$1.62 per passenger. Miami-Dade Aviation Department (MDAD) staff has continued to work with the Miami Airport Affairs Committee (MAAC) on the upcoming fiscal year budget. The MAAC requested the landing fee remain flat to assist the carriers using Miami International Airport. Due to the new and unpredictable challenges facing the aviation industry and to respond to this request, the budgeted transfer to the capital program will be reduced by \$23.4 million. This reduction is anticipated to delay the construction of the Employee Parking Garage, although further adjustments will likely occur. Implementing Order 4-125 has been adjusted to reflect the changes (Attachment A) and will modify the Implementing Order attached to Agenda Item H.

Solid Waste Management

The Proposed Budget assumed that the CPI South, All Urban Consumers issued by the U.S. Bureau of Labor Statistics for July 2020 would be one percent (1%) higher than the prior period. However, the actual CPI for the period increased by only 0.29 percent (0.29%), generating a decrease in disposal revenue of \$731,000, which will be offset by a corresponding reduction to Disposal reserves. The decrease in disposal charges decreases Collections operating cost by \$398,000, which will allow for an increase of the same amount for Collection reserves. Implementing Order 4-68 has been adjusted to reflect the rate changes (Attachment B) and will modify the Implementing Order attached to Agenda Item H.

Grant Adjustments

Administrative Office of the Courts

The Administrative Office of the Courts Proposed Budget inadvertently omitted \$1.499 million of federal grant funds to be received in FY 2020-21. These funds will be used to support Adult Drug Court (\$800,000) and Dependency Drug Court (\$425,000) operations and the Criminal Mental Health project (\$274,000) focused on improving community reentry for adults with co-occurring substance use and mental illnesses.

Homeless Trust

Since the release of the Proposed Budget, the Homeless Trust was awarded a \$1.35 million State of Florida Emergency Solutions Grant (ESG) to prevent, prepare for and respond to coronavirus among individuals and families who are homeless. The grant will provide housing and services to homeless households countywide, specifically for Rapid Rehousing (short- to medium-term rental assistance with support services) and enter into a contract agreement with Chapman Partnership, Inc. to serve homeless households throughout the continuum.

RECOMMENDED FEE ADJUSTMENTS

The Self-Supporting Budget Ordinance (Agenda Item H) includes the proposed fee changes included in the Proposed Budget and amended by the paragraphs above. Fee adjustments include charges for the Aviation Department (rental and other charges), Fire Rescue Services (off-duty fees), Library (various fees), Parks, Recreation and Open Spaces (various fees), Regulatory Economic Resources (Consumer Service fees), the Seaport Department (contractual adjustments), the Solid Waste Management Department (residential household rate and commercial disposal fees adjusted by the CPI, per ordinance) and the Water and Sewer Department (various fees). A memorandum detailing the various fees changes was provided to the Board on August 24, 2020. These fee schedules have all been included as reflected in the revenues of the Proposed Budget.

POSITION ADJUSTMENTS

Additional positions are needed to execute the various projects supported through the Capital Infrastructure Investment Program. The Internal Services (27) and Fire and Rescue Departments (one) require additional positions to support the program as presented in the FY 2020-21 Proposed Budget increasing the total number of recommended full-time equivalent positions by 28 for a total of 28,627. Revisions to the tables of organization are attached as Attachment C.

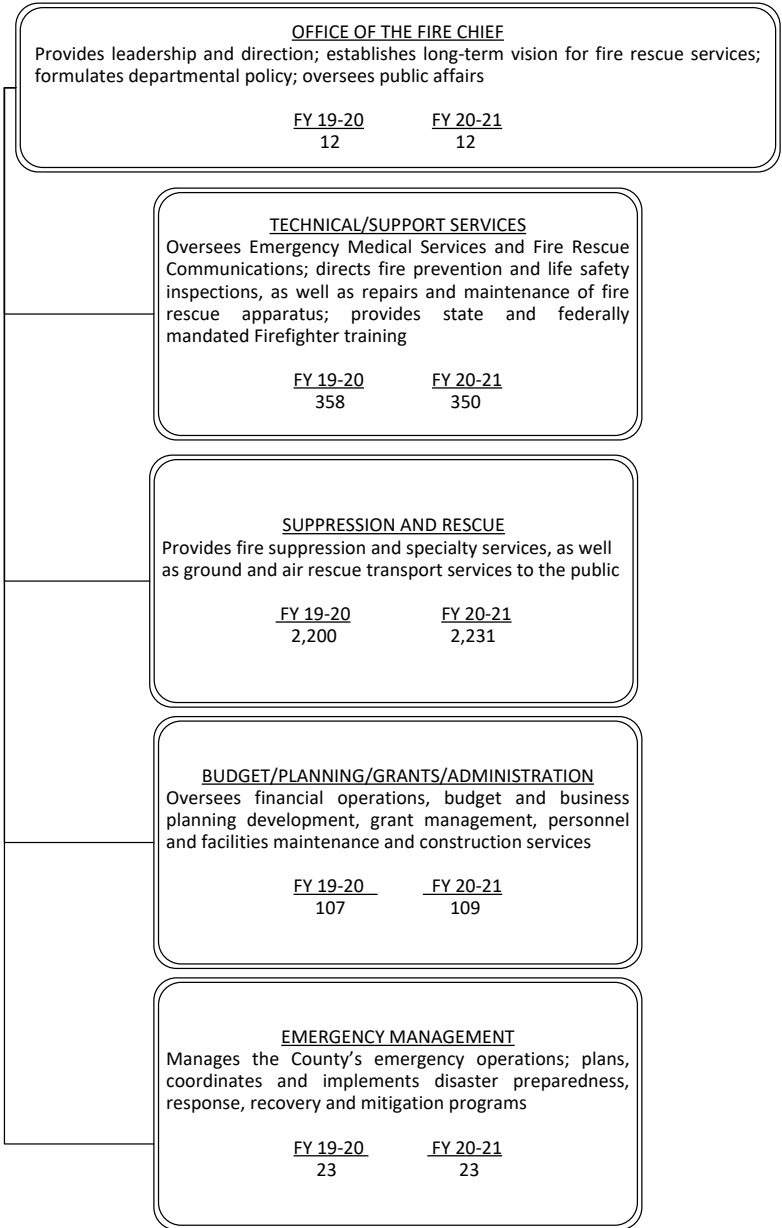
PAY PLAN

Attached to Agenda Item H is the Pay Plan which contains the rates of pay for all non-bargaining unit and bargaining unit employees. The Pay Plan includes the addition of new classifications, the abolition of obsolete classifications and occupational code and title changes. The pay rates reflected in the Pay Plan will be administered in accordance with the provisions of the Living Wage Ordinance 99-44 and the terms and conditions of the applicable bargaining unit agreements.

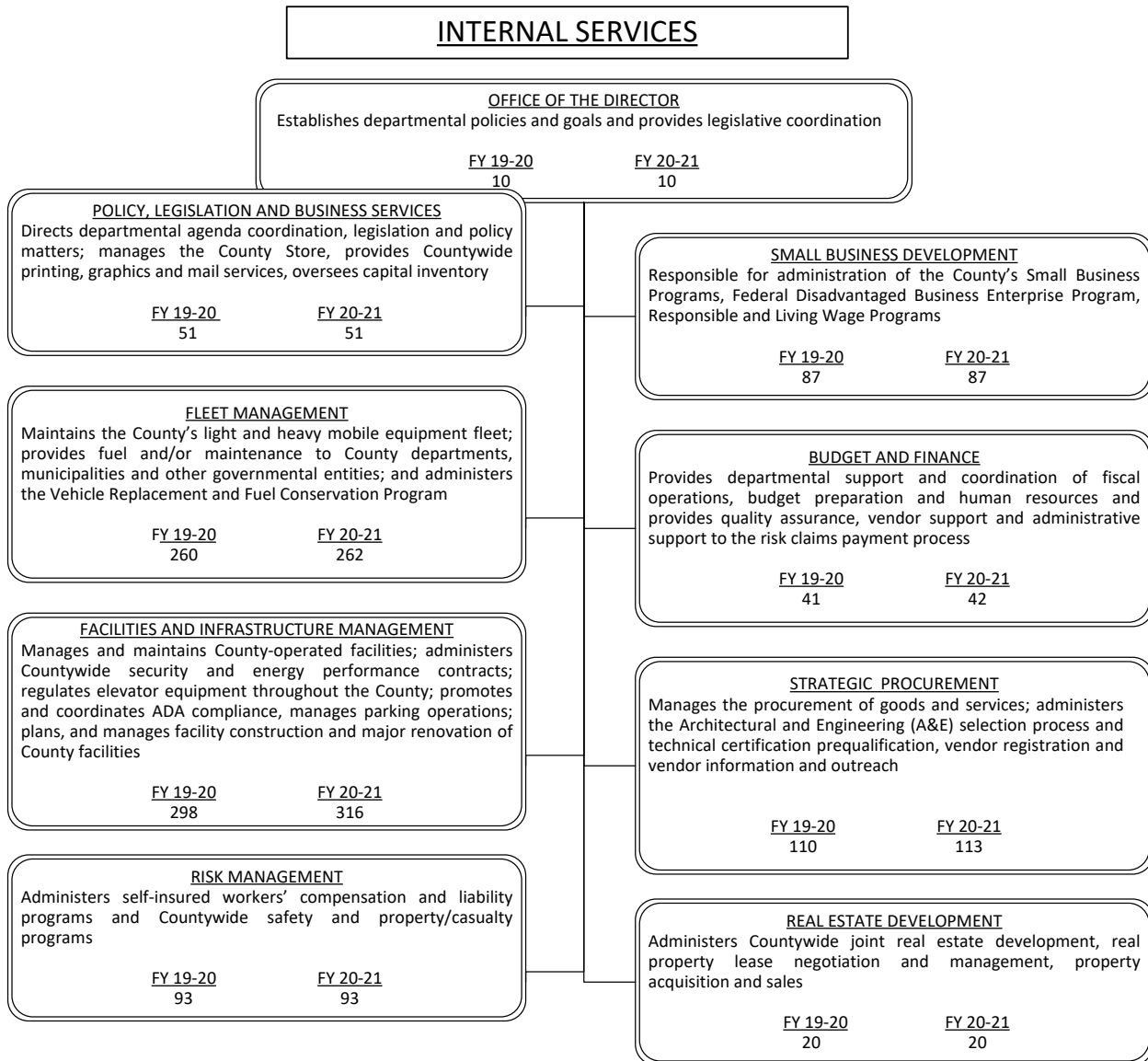
Attachments

mayor03620

FIRE RESCUE



The FY 2020-21 total number of full-time equivalent positions is 2,767.88




The FY 2020-21 total number of full-time equivalent positions is 1,000.

Memorandum



Date: September 17, 2020

To: Honorable Chairwoman Audrey M. Edmonson
and Members, Board of County Commissioners

From: Carlos A. Gimenez 
Mayor

Subject: Information for Second Budget Hearing – FY 2020-21 Proposed Budget

This memorandum accompanies the FY 2020-21 Budget Ordinances for your consideration at the Second Budget Hearing on September 17, 2020. This document provides information requested and recommendations for budget adjustments for your consideration. The total of all adjustments approved at the first budget hearing and those additional adjustments included in this memorandum results in an increase to the total operating budget of \$250,000. The adjustments included an increase in the total number of recommended positions by two, for a total of 28,629 positions in the County. This total is 220 positions more than authorized in FY 2019-20. As this memorandum was not provided to the Board at least four business days prior to the Second Budget Hearing as required by Ordinance No. 19-46, a waiver of Ordinance No. 19-46 is required.

During the First Budget Hearing on September 3, 2020, the Board of County Commissioners (the Board) approved the tentative millage rates included in the Proposed Budget: Countywide - 4.6669 mills, Unincorporated Municipal Services Area - 1.9283 mills, Fire Rescue Service District - 2.4207 mills and Library System - 0.284 mills. These rates cannot be increased. At these millage rates, the Proposed Budget is balanced and the adjustments included in this memorandum are supported.

Operating Budget Adjustments

Regulatory and Economic Resources Department

In accordance with Resolution No. R-887-20 adopted by the Board on August 31, 2020, and as recommended by the Biscayne Bay Task Force, a Chief Bay Officer and one support staff person will be added to the Regulatory and Economic Resources Department (RER) Office of Resilience section. These positions will be responsible for advising the Board on Biscayne Bay issues and act as a liaison between County Departments, County Boards, external agencies, stakeholder groups and federal, state and local governments. The Chief Bay Officer will report on water quality issues and develop and recommend policies related to the health of Biscayne Bay. Adding this position to the County organization will provide additional focus and coordination for all issues related to Biscayne Bay. It is also expected that these positions would leverage the resources already budgeted and in place within RER for technical and administrative assistance. Funding is provided from RER departmental operating reserves (\$250,000).

Promotional Funds Allocations, Cultural Grants and Community-based Organization Funding

As required by Administrative Order 7-32, Attachments A and B to this memorandum are the reports on Airport and Seaport promotional funds. The total combined promotional fund allocation in the Proposed Budget will be \$497,600. Attachment C reflects cultural programs monitored by Department of Cultural Affairs and Attachment D reflects continuation funding of the General Fund support to community-based organizations (CBOs) pursuant actions taken via motion on November 19, 2019.

Requested Information

Building Better Communities General Obligation Program (BBC GOB)

Last month, the Board approved Resolution No. R-830-20 which reallocated funding from BBC GOB projects that had been completed and from BBC GOB projects for which funding had been originally allocated for financing costs but were no longer needed for existing BBC GOB projects that required additional funds or for the creation of new projects, several of which were general in nature and from which this Board could allocate and approve funds for more specific sites and projects. A number of projects and sites have already been identified to which this funding may be allocated. An item approving the allocations or, if necessary, significant modifications will be prepared that will include funding recommendations for the CHI Community Health of South Florida, Inc. project, as well as roadway, infrastructure and parks projects countywide. It will be presented to the BBC GOB Citizens Advisory Committee and is anticipated to come before the Board during the first quarter of the new fiscal year.

Capital Projects

The FY 2020-21 Proposed Budget includes \$3.34 billion in capital projects. Generally, revenues used to support capital projects may not be used to fund operating activities. Most of these projects are funded through financing proceeds or grants, both of which have restricted uses (\$2.453 billion, or 74 percent). Of the remaining expenditures, approximately \$718 million is from proprietary revenues, gas tax, or other restricted revenues and \$50 million is for debt service payments for projects already constructed. Funding that may be used to support operating expenses is only used for capital investments when the project is critical and no other source of funding is available.

Many people suggested that defunding particular purchases – such as the replacement of the Police Helicopters and the replacement of cars and other light fleet throughout the County – would provide funding for other services desired. This is imprudent for at least two reasons. First, the replacements are sorely needed. Our helicopter fleet is between 9 and 12 years old. The use of helicopters by law enforcement is critical for providing air support to municipal, state and federal law enforcement agencies and first responders, investigative surveillances, assisting in foot and vehicular pursuits, reconnaissance for major events and demonstrations, etc. The average age of the cars we are replacing is 17 years and the mileage is over 107,000 miles. To ensure our employees are operating in safe, reliable and energy efficient vehicles with lower maintenance costs than our current vehicles is very important. The second argument against making this policy change is that the funding identified for the helicopter and vehicle replacements (for General Fund supported departments) is financing proceeds, which cannot be used to support operating expenses.

It was also suggested that the construction of a new jail to replace our current facilities should be cancelled and the funding utilized to support other services. However, as you know, the cost of construction will be funded through a debt issuance, the annual payments for which will be funded by the savings derived from the operations of a new, more efficient facility. Furthermore, our facilities are in disrepair and do not adhere to modern jail standards. We must replace our jail facility, not only for the safety of the inmates, but also for the safety of our employees who must work there every day.

Affordable Housing

The issue of providing funding for affordable housing has been at the forefront of budget discussions for a number of years. In reality, significant funding for affordable housing is budgeted each year. For FY 2020-21, more than \$265 million of funding is included in the budget. From those funds, \$117 million is allocated to 64 projects. More than \$50 million will be made available through competitive solicitations and a new program dedicating \$50 million to guarantee mortgages for home buyers is also funded. The remaining funding supports homeownership activities, including counseling, and program administration. By the end of FY 2019-20, the Affordable Housing Trust Fund will have a balance of more than \$17 million. As

discussed last year, policies that expedite the development and construction of affordable housing need to be in place so that the funding available to support these projects is spent and housing units are brought on-line.

Business Process Changes

It is truly amazing how quickly our organization changed course at the beginning of the COVID-19 pandemic. Buildings that were once filled with bustling offices became quiet, as all of our employees whose jobs would allow began to work from home. Services we did not anticipate could be provided virtually were shifted over in just days. Public meetings, briefings, selection committee meetings, court hearings, even budget development went on-line, encouraged by our desire to keep everyone safe and healthy and tamp down the epidemic. Not everything happened smoothly, and some things happened too quickly, but over the last six months we have learned a lot about how we can effectively deliver service remotely. We have begun to think about what we can and should continue to do virtually and what services should return to pre-pandemic processes.

The Proposed Budget does not include costs or savings associated with these changes. If we are to adopt the business process changes more permanently, there will be upfront costs that will need to be funded. While we made quick investments in information technology infrastructure and other expenses, funded largely by the CARES Act, significant expenditures would be needed if we are going to continue to work this way into the future. Similarly, if we are going to consolidate office space and reduce our footprint, investment would be required to renovate and reconfigure spaces. Once these investments are made, savings will certainly accrue to the County in the form of reduced costs for rents and leases, utilities, janitorial services, etc. More work should be done in order to determine the best ways to conduct the business of government in the future.

Status of the Naming Rights for the American Airlines Arena

The campaign to sell the naming rights for the American Airlines Arena continues to see forward momentum through discussions with several large companies in the technology, financial, insurance and consumer goods industries. Despite the pandemic, the process is continuing to customize a long-term naming rights partnership for the arena that will benefit the taxpayers. The campaign will continue to identify new prospects on an on-going basis until a naming rights contract is secured with the goal being to do so as soon as possible. No additional payments to support operations and maintenance costs of the Arena are required beyond what was included in the FY 2019-20 Budget and the FY 2020-21 Proposed Budget includes funding to support those payments, assuming that no revenue is received from a new naming-right partnership. Should such a partnership materialize before the end of FY 2020-21, that revenue will accrue to the Ballpark Shortfall Reserve.

Reallocating Funding from Law Enforcement to Social Services

The majority of speakers at the First Budget Hearing repeated statements regarding reducing the funding to the Miami-Dade Police Department (MDPD) and Miami-Dade Corrections and Rehabilitation Department (MDCR) and using that funding instead to address social services and other needs in the community. For many years, the community has clamored for more police officers based primarily on the fact that the staffing of MDPD does not meet the standard ratios promulgated by law enforcement experts. Adequate law enforcement is critical to keep the community safe and throughout my administration I have worked to increase the resources available to MDPD and fund investments in MDCR necessary to meet the requirements of our federal consent agreement.

MDPD provides both regional Sheriff services and local services as the municipal police department for UMSA. The regional Sheriff services are constitutionally and statutorily required services and represent about 30 percent of the MDPD budget (\$228 million from the Countywide General Fund). Local patrol and other municipal services represent 51 percent of the MDPD budget (\$398 million from the UMSA General

Fund). In order for funding to be allocated to social services, affordable housing or other regional needs, it must come from the Countywide General Fund. However, those services make up only 30 percent of the total MDPD budget. Furthermore, in order to reduce the budget for MDPD, not only would future hiring have to be frozen, current police officers would have to be laid off. Because our personnel rules call for the least senior police officers to be removed first, we would lose more officers if the average salary is applied. Finally, it would be necessary to demote supervisors in order to keep service in place as the least senior officers are separated. In the future, we would be faced with a gap of employees when retirements take place and a lack of employees available to rise through the ranks to leadership.

Also suggested was the reallocation of funding to sobering centers in order to reduce our jail population. We have reduced our jail population by more than 50 percent since 1998. We have done that by investing in diversion programs, programs in our parks, support services in Community Action and Human Services, alternative court programs and programs for children. The results of the investments we made in prior years, have enabled us to reduce the cost of our jails; it was not immediate savings. Fewer than one percent of all bookings on an annual basis are individuals who have been arrested for public intoxication. Furthermore, unless an individual has been charged with a violent crime or is a habitual offender, he or she is likely eligible for pre-trial release or a myriad of diversion programs currently provided. More than 8,000 individuals who are booked are successfully diverted to one of these programs or released pending trial. Funding a sobering center will not lead to significant savings in the MDCR budget and, if prioritized, should be funded by another source.

Resilience

I am very proud of the work of my Administration to support the future resilience of this community. We were the first county recognized as part of the Rockefeller 100 Cities, we are part of Resilient 305 and we took the opportunity during our most recent refresh of our Strategic Plan to align our goals and priorities with the recognized dimensions of resilience: Health and Wellbeing, Economy and Society, Infrastructure and Environment and Leadership and Strategy. Community resilience means more than just climate change mitigation; it means that we are prepared for short-term shocks and long-term stressors, whether they are expected (sea level rise) or not (pandemics). Our ability to react quickly and continue the provision of critical services, as well as provide for new needs during the COVID-19 pandemic, is a testament to our resilience as an organization and as a community. It is not a surprise that the majority of our activities have been denoted with the leaf emoji. We should not be providing any services that do not enhance community resilience.

Operating Expenses and Flexibility

As I have said many times, we had three goals in developing the Proposed Budget: keep tax rates flat, preserve services and avoid layoffs. In order to accomplish these, we shaved significant resources from our other operating expenses and froze a number of vacant positions. While there may have been a certain amount of flexibility in prior budgets due to inflated operating expenses or savings that occur when a budgeted position remains vacant due to an unexpected separation or the length of employee recruiting time, that slack does not exist in this budget. One area from which it has been suggested that savings may be derived is the travel budget.

The total budget for travel costs is just over \$5 million. Mandatory travel, which includes vehicle inspections, required educational and certification sessions and prisoner interdictions, totals \$2.2 million. Travel that is more discretionary, but still important for effective management and service delivery, such as continuing education and trips to state and federal departments, totals \$2.8 million, \$645,000 of which comes from the General Fund. While we anticipate that travel habits will change and more opportunities will come through virtual means, it is prudent to keep the travel budget as anticipated for the most important functions.

Honorable Chairwoman Audrey M. Edmonson
And Members, Board of County Commissioners
Page 5 of 5

We did not have the flexibility to build a Future Services Reserve into the Proposed Budget this year from which service needs identified at the budget hearings could be met. I urge the Board to maintain the reserves that are included in the Proposed Budget and not add to the future operating costs of the County. The coming months are very uncertain as we move through the economic crisis created by the global pandemic. If we do not have adequate reserves, should revenues falter, we will be forced to cut services to our community and to eliminate jobs.

Attachments

mayor03820

**MIAMI-DADE AVIATION DEPARTMENT PROMOTIONAL FUNDS
RECOMMENDED EXPENDITURES
Fiscal Year – 2020-2021**

The Budget Ordinance also includes recommendations for Aviation Department Promotional Fund Expenditures totaling \$297,600. As the date of the approved events/program approaches, the Aviation Department will obtain the documentation required by A.O.7-32 from each entity for review by the Aviation Department and the County Attorney’s Office prior to disbursement of funds, and in accordance to the following recommendations.

1. **Miami-Dade County Aviation Department (MDAD)**

Event: Inaugurals for new airlines & routes

Amount recommended: \$15,000

The Aviation Department will co-host inaugural ceremonies for and with new airlines commencing service and with incumbent airlines commencing new routes.

2. **Miami-Dade County Aviation Department (MDAD)**

Event: Community & Global Outreach Programs

Amount recommended: \$175,600

MDAD, in accordance with FAA guidelines, will utilize airport revenues in support of community and global outreach activities as long as such expenditures are directly and substantially related to the operations of Miami International Airport and MDAD’s General Aviation airports. Activities include, among others, The Florida Chamber’s International Business Day in Tallahassee, The Florida Chamber’s International Trade & Logistics Summit in Miami, The Annual World Strategic Forum, The Beacon’s Council’s Annual Business Achievements Event and Annual Report Event, the Miami-Dade Chamber of Commerce events, the Florida Customs Brokers & Forwarders Association (FCBF) General Monthly Meeting sponsorship one month annually, and its Board Installation Event, the FCBF Conference of the Americas, the Greater Miami Convention & Visitors Bureau Annual Report Event, The Greater Miami Chamber of Commerce’s Annual Meeting, The International Air Cargo Association’s (TIACA) Annual General Meeting or Executive Summit, the E-Merge Americas Annual Conference, the World Trade Center-Miami World Trade Month Events and International Trade Achievement Awards event, The India-US Chamber of Commerce Annual Event, and The S.E.U.S-Japan Association Annual Conference. These expenditures will be documented and reviewed on a case-by-case basis to ensure compliance with FAA guidelines.

3. **Miami-Dade County**

Event: Miami-Dade County Days in Tallahassee 2020

Amount recommended: \$3,500

Miami-Dade Days provides a unique opportunity for participants, including local officials and community leaders to discuss legislative priorities affecting Miami International Airport with state legislators in an informal setting.

4. **Florida Airports Council (FAC)**
Events: FAC State Legislative Summit, the FAC Federal Legislative Summit and the FAC Annual Conference
Amount recommended: \$9,000

MDAD will co-sponsor during the FAC State and Federal Summits, as well as the Annual Conference, at which the Department is represented by its Office of Governmental Affairs and the Departmental liaison to FAC.

5. **Miami-Dade County Aviation Department (Airside Operations)**
Event: FAA Meetings for FY – 2020 - 2021
Amount recommended: \$5,000

Airport safety assessment with FAA, airlines, and Chief Pilots; Runway Safety Action Team/FAA meetings with airlines and Chiefs Pilots; FAA drills/meetings reference required drills to meet MIA's 139 Certification as a Commercial Airport; AAAE Trainings regarding required FAA drills to meet MIA's 139 Certification as a Commercial Airport.

6. **Miami-Dade County Aviation Department**
Event: Survival Fire Drill
Amount recommended: \$5,000

The survival drill is conducted by The Fire Department of Miami-Dade Aviation Department to review safety practices.

7. **The International Air Cargo Association (TIACA)**
Event: 2020 Air Cargo Forum
Amount recommended: \$72,000

MDAD will be the official host of the 2020 Air Cargo Forum in Miami. The 2020 Air Cargo Forum is projected to become the largest air cargo & logistics conference and exhibition in the Western Hemisphere.

8. **The Foundation for Democracy in Africa**
Event: AfrICANDO – US – Africa Trade & Investment Symposium / Expo
Amount recommended: \$12,500

AfrICANDO is a unique opportunity to meet producers of high quality and authentic products from Africa and to network with importers, business leaders, investment promotion authorities, Ministers and Ambassadors from Africa.

In summary, these events will provide Miami-Dade County's Aviation Department an excellent opportunity to showcase and promote Miami International Airport and its General Aviation airports. All promotional funds recipients will be required to comply with the requirements of Administrative Order 7-32 governing the expenditure of Miami-Dade County Aviation Department promotional funds, and with the Federal Aviation Administration's guidelines.

#

**Seaport Promotional Fund
Recommended Expenditures
FY 2020-21**

As incorporated in Administrative Order 7-32 is the recommendations for the Seaport Promotional Fund expenditures totaling \$200,000 to support the following maritime industry events.

Expenditures of such funds will be spent directly by the Miami-Dade County Seaport Department.

1. Cargo & Cruise Marketing and Community Outreach

Event title: Promotional Program

Amount: \$200,000

This funding will go towards developing strategic campaigns over multiple communication platforms in support of the port's cargo and cruise business as well as community outreach efforts. The program will include intermodal, trade and logistics, as well as travel and tourism marketing efforts in conjunction with the port's cruise and cargo customers and community. Amounts may vary depending on exposure and participation.

GRANTS PROGRAM	GRANTEE	PROGRAM / PROJECT	FY 2020-21 GRANT RECOMMENDATIONS
GRANTS PROGRAM (ArtsAcq)			
ArtsAcq	Art Acquisition Grant Program	Miami-Dade based artists competitively selected by the South Florida Cultural Consortium	\$45,000
			Sub-Total: FY 2020-21 Art Acquisition Grants Program:
			\$45,000
ARTS EDUCATION GRANTS AND PROGRAM INITIATIVES (ArtsEd)			
ArtsEd	Arts for Learning/Miami, Inc.	FY 2020-2021 Program Activities	\$363,000
ArtsEd	Fantasy Theatre Factory, Inc.	Fiscal Agent for Arts Education Initiatives and "All Kids Included" Initiatives for Children with Disabilities	\$271,000
			Sub-Total: FY 2020-21 Arts Education and Program Initiatives Grants:
			\$634,000
CAPITAL DEVELOPMENT GRANTS PROGRAM (CAP)			
CAP	Actor's Playhouse Productions, Inc.	Lighting and Sound Equipment Upgrades and Clear-Com Wireless PA System Purchase	\$12,892
CAP	Coral Gables Cinemateque, Inc.	Modernization of the Elevator Equipment at the Coral Gables Cinema	\$13,309
CAP	Friends of the Bass Museum, Inc.	Enhancement of The Bass Museum's Lindemann Family Courtyard - ISC Acoustical Concepts Sound Paneling	\$5,000
CAP	Michael-Ann Russell Jewish Community Center, Inc.	Equipment Purchases for the Alan & Diane Lieberman Theater at the MAR-JCC	\$5,000
CAP	The Dave and Mary Alper Jewish Community Center, Inc.	Air Conditioning Units for the Main Theater and Rotunda Exhibition Space at the Dave and Mary Alper JCC	\$8,587
CAP	The Miami Children's Museum, Inc.	Replacement of ADA Door Openers at the Miami Children's Museum	\$14,669
CAP	Village of Pinecrest	ADA Restroom Renovations at the Terrace Level at Pinecrest Gardens	\$15,543
			Sub-Total: FY 2020-21 Capital Development Program Grants:
			\$75,000
COMMUNITY GRANTS PROGRAM (CG)			
CG	Community Grants Program	Quarterly Grants Program: Competitive application and review opportunities 4 times during each FY	\$660,000
			Sub-Total: FY 2020-21 Community Grants Program:
			\$660,000
CULTURAL ADVANCEMENT GRANTS PROGRAM (ADV)			
ADV	Arts Ballet Theatre of Florida, Inc.	FY 2020-2021 Season Activities	\$125,000
ADV	Bascomb Memorial Broadcasting Foundation, Inc.	FY 2020-2021 Season Activities	\$125,000
ADV	Centro Cultural Español de Cooperación Iberoamericana, Inc.	FY 2020-2021 Season Activities	\$125,000
ADV	City Theatre, Inc.	FY 2020-2021 Season Activities	\$125,000
ADV	Coral Gables Cinemateque, Inc.	FY 2020-2021 Season Activities	\$125,000
ADV	GableStage, Inc.	FY 2020-2021 Season Activities	\$125,000
ADV	Living Arts Trust, Inc. d/b/a O Cinema	FY 2020-2021 Season Activities	\$125,000
ADV	Locust Projects, Inc.	FY 2020-2021 Season Activities	\$125,000
ADV	Miami Dade College - Cultural Affairs Department (MDC Live Arts)	FY 2020-2021 Season Activities - Cultural Affairs Department (MDC Live Arts)	\$125,000
ADV	Miami Dade College - Miami Book Fair Year Round	FY 2020-2021 Season Activities - Miami Book Fair Year Round	\$125,000
ADV	Miami Dade College - Museum of Art and Design	FY 2020-2021 Season Activities - Museum of Art and Design	\$125,000
ADV	Miami Design Preservation League, Inc.	FY 2020-2021 Season Activities	\$125,000
ADV	Miami Light Project, Inc.	FY 2020-2021 Season Activities	\$125,000
ADV	Miami New Drama, Inc.	FY 2020-2021 Season Activities	\$125,000
ADV	Nu Deco Ensemble, Inc.	FY 2020-2021 Season Activities	\$125,000
ADV	Seraphic Fire, Inc.	FY 2020-2021 Season Activities	\$125,000
ADV	Teatro Avante, Inc.	FY 2020-2021 Season Activities	\$125,000
ADV	The Bakehouse Art Complex, Inc.	FY 2020-2021 Season Activities	\$125,000
ADV	The Coral Gables Museum, Corp.	FY 2020-2021 Season Activities	\$125,000
ADV	The Deering Estate Foundation, Inc.	FY 2020-2021 Season Activities	\$125,000
ADV	The Rhythm Foundation, Inc.	FY 2020-2021 Season Activities	\$125,000
ADV	Zoetic Stage, Inc.	FY 2020-2021 Season Activities	\$125,000
			Sub-Total: FY 2020-21 Cultural Advancement Program Grants:
			\$2,750,000
CULTURAL DEVELOPMENT GRANTS PROGRAM (CDG)			
CDG	Ballet Flamenco La Rosa, Inc.	FY 2020-2021 Season Activities	\$60,000
CDG	Chopin Foundation of the United States, Inc.	FY 2020-2021 Season Activities	\$60,000
CDG	Coral Gables Congregational Church (United Church of Christ), Inc.	FY 2020-2021 Season Activities	\$60,000
CDG	Cuban Classical Ballet of Miami, Inc.	FY 2020-2021 Season Activities	\$60,000
CDG	Florida International University Board of Trustees, for the benefit of the School of Music	FY 2020-2021 Season Activities	\$60,000
CDG	Fundarte, Inc.	FY 2020-2021 Season Activities	\$60,000
CDG	Marjory Stoneman Douglas Biscayne Nature Center, Inc.	FY 2020-2021 Season Activities	\$60,000
CDG	Miami Beach Garden Conservancy, Inc.	FY 2020-2021 Season Activities	\$60,000
CDG	Miami Dade College	FY 2020-2021 Season Activities - Koubek Center	\$60,000
CDG	Miami Dade College	FY 2020-2021 Season Activities - Lynn and Louis Wolfson II Florida Moving Image Archive	\$60,000
CDG	Miami Dade College Foundation, Inc.	FY 2020-2021 Season Activities - New World School of the Arts, Dance Division	\$60,000
CDG	Michael-Ann Russell Jewish Community Center, Inc.	FY 2020-2021 Season Activities	\$60,000
CDG	Olympia Center, Inc.	FY 2020-2021 Season Activities	\$60,000
CDG	Orchestra Miami, Inc.	FY 2020-2021 Season Activities	\$60,000
CDG	Patrons of Exceptional Artists, Inc.	FY 2020-2021 Season Activities	\$60,000
CDG	The Dance Now! Ensemble, Inc.	FY 2020-2021 Season Activities	\$60,000
CDG	The Dave and Mary Alper Jewish Community Center, Inc.	FY 2020-2021 Season Activities	\$60,000
CDG	The Murray Dranoff Foundation, Inc.	FY 2020-2021 Season Activities	\$60,000
			Sub-Total: FY 2020-21 Cultural Development Program Grants:
			\$1,080,000

GRANTS PROGRAM	GRANTEE	PROGRAM / PROJECT	FY 2020-21 GRANT RECOMMENDATIONS
CULTURE SHOCK MIAMI PROGRAM COSTS			
CS	Culture Shock Miami Audience Development Program: Discount Tickets to the Arts for Teens and Young Adults	Programmatic Support	\$614,000
			Sub-Total: FY 2020-21 Culture Shock Miami Program Costs:
			\$614,000
DANCE MIAMI CHOREOGRAPHERS (DMC)			
DMC	Billig, Maya	Choreographer Award	\$10,000
DMC	Buil, Belaxis	Choreographer Award	\$10,000
DMC	Forte, Carla	Choreographer Award	\$10,000
DMC	Godoy, Lazaro	Choreographer Award	\$10,000
DMC	Taran, Alexey	Choreographer Award	\$10,000
DMC	Villaccesses, Enrique	Choreographer Award	\$10,000
DMC	Winter, Pioneer	Choreographer Award	\$10,000
DMC	Dance Miami Choreographers Program	Programmatic costs	\$5,000
			Sub-Total: FY 2020-21 Dance Miami Choreographers Program:
			\$75,000
DEVELOPING ARTS IN NEIGHBORHOODS GRANTS PROGRAM (DAN)			
DAN	Alhambra Music, Inc.	FY 2020-2021 Season Activities	\$12,021
DAN	Artefactus Cultural Project, Inc.	FY 2020-2021 Season Activities	\$11,006
DAN	Bookleggers Library, Inc.	FY 2020-2021 Season Activities	\$12,609
DAN	Civic Chorale of Greater Miami, Inc.	FY 2020-2021 Season Activities	\$12,444
DAN	Dade Heritage Trust, Inc. f/a for Viernes Culturales/Cultural Fridays, Inc.	FY 2020-2021 Season Activities	\$11,348
DAN	Delou Africa, Inc.	FY 2020-2021 Season Activities	\$13,077
DAN	El Ingenio, Inc.	FY 2020-2021 Season Activities	\$11,769
DAN	Florida Guitar Foundation, Inc.	FY 2020-2021 Season Activities	\$12,509
DAN	Florida Opera Prima, Inc.	FY 2020-2021 Season Activities	\$9,427
DAN	Foundation for Emerging Technologies and Arts, Inc.	FY 2020-2021 Season Activities	\$8,630
DAN	Friends of the Japanese Garden, Inc.	FY 2020-2021 Season Activities	\$11,923
DAN	Hispanic-American Lyric Theatre, Inc.	FY 2020-2021 Season Activities	\$10,463
DAN	IlluminArts, Inc.	FY 2020-2021 Season Activities	\$12,499
DAN	Living Arts Trust, Inc. d/b/a O Cinema f/a for Bistoury Physical Theatre and Film Corp.	FY 2020-2021 Season Activities	\$11,654
DAN	Marti Productions, Inc.	FY 2020-2021 Season Activities	\$7,225
DAN	Miami Watercolor Society, Incorporated	FY 2020-2021 Season Activities	\$12,636
DAN	Moksha Arts Collective, Inc.	FY 2020-2021 Season Activities	\$11,107
DAN	Mz Goose, Inc.	FY 2020-2021 Season Activities	\$11,957
DAN	North Miami Community Concert Band, Inc.	FY 2020-2021 Season Activities	\$12,102
DAN	Siudy Flamenco Dance Theater, Inc.	FY 2020-2021 Season Activities	\$10,221
DAN	South Beach Chamber Ensemble, Inc.	FY 2020-2021 Season Activities	\$12,344
DAN	South Florida Bluegrass Association, Inc.	FY 2020-2021 Season Activities	\$12,758
DAN	South Florida Composers' Alliance, Inc.	FY 2020-2021 Season Activities	\$13,479
DAN	South Florida Friends of Classical Music, Inc.	FY 2020-2021 Season Activities	\$12,506
DAN	The Cove Rincon Corp.	FY 2020-2021 Season Activities	\$7,879
DAN	The Miami Classical Guitar Society, Inc.	FY 2020-2021 Season Activities	\$8,887
DAN	Voices of Miami, Inc.	FY 2020-2021 Season Activities	\$10,520
			Sub-Total: FY 2020-21 Developing Arts in Neighborhoods Program Grants:
			\$305,000
FESTIVALS AND SPECIAL EVENTS GRANTS PROGRAM (FEST)			
FEST	Bayfront Park Management Trust Corporation	Downtown Miami New Year's Eve Celebration	\$59,961
FEST	Borscht Corp.	Borscht Film Festival	\$76,697
FEST	Coconut Grove Arts & Historical Association, Inc.	Coconut Grove Arts Festival	\$100,000
FEST	Florida International University Board of Trustees, for the benefit of the School of Hospitality	South Beach Wine & Food Festival	\$100,000
FEST	German American Social Club of Greater Miami, Inc.	Oktoberfest Miami	\$55,395
FEST	Inffinito Art & Cultural Foundation, Inc.	Brazilian Film Festival of Miami	\$58,786
FEST	Junior Orange Bowl Committee, Inc.	Junior Orange Bowl Parade and Festival	\$80,000
FEST	Miami-Broward One Carnival Host Committee, Inc.	Miami Carnival	\$79,787
FEST	Miami Dade College	Miami Book Fair	\$114,687
FEST	Miami Dade College	Miami Film Festival	\$114,687
FEST	Miami Gay and Lesbian Film Festival, Inc.	OUTshine Film Festival	\$65,000
FEST	Miami Hispanic Ballet Corporation	International Ballet Festival of Miami	\$85,000
FEST	University of Wynwood, Inc.	O, Miami Poetry Festival	\$65,000
			Sub-Total: FY 2020-21 Festivals and Special Events Program Grants:
			\$1,055,000
HANNIBAL COX JR. CULTURAL GRANTS PROGRAM (HCJ)			
HCJ	Arca Images, Inc.	FY 2020-2021 Season Activities	\$27,641
HCJ	Artists in Residence in Everglades, Inc.	FY 2020-2021 Season Activities	\$29,530
HCJ	Bas Fisher Invitational, Inc.	FY 2020-2021 Season Activities	\$28,727
HCJ	Community Arts and Culture, Inc.	FY 2020-2021 Season Activities	\$25,138
HCJ	Creation Art Center Corporation	FY 2020-2021 Season Activities	\$26,146
HCJ	Diaspora Vibe Cultural Arts Incubator, Inc.	FY 2020-2021 Season Activities	\$30,000
HCJ	Dimensions Dance Theater of Miami, Inc.	FY 2020-2021 Season Activities	\$27,014
HCJ	Edge Zones, Inc.	FY 2020-2021 Season Activities	\$30,000
HCJ	Friends of Chamber Music of Miami, Inc.	FY 2020-2021 Season Activities	\$25,526
HCJ	Juggerknot Theater Corporation	FY 2020-2021 Season Activities	\$23,073
HCJ	Karen Peterson and Dancers, Inc.	FY 2020-2021 Season Activities	\$30,000
HCJ	Main Street Players, Inc. d/b/a Main Street Players	FY 2020-2021 Season Activities	\$26,551
HCJ	Miami Beach Film Society	FY 2020-2021 Season Activities	\$30,000
HCJ	Miami Dade College	FY 2020-2021 Season Activities - Department of Arts and Philosophy	\$27,388
HCJ	Miami Lyric Opera, Inc.	FY 2020-2021 Season Activities	\$22,919

GRANTS PROGRAM	GRANTEE	PROGRAM / PROJECT	FY 2020-21 GRANT RECOMMENDATIONS
H CJ	Miami Short Film Festival, Inc.	FY 2020-2021 Season Activities	\$29,324
H CJ	PAXy, Inc.	FY 2020-2021 Season Activities	\$30,000
H CJ	Peter London Global Dance Company, Inc.	FY 2020-2021 Season Activities	\$28,138
H CJ	Pioneer Winter Collective, Inc.	FY 2020-2021 Season Activities	\$30,000
H CJ	Saint Martha Concerts and Cultural Affairs, Inc.	FY 2020-2021 Season Activities	\$26,847
H CJ	Siempre Flamenco, Inc.	FY 2020-2021 Season Activities	\$26,665
H CJ	The Opera Atelier, Inc.	FY 2020-2021 Season Activities	\$27,014
H CJ	University of Miami - School of Music	FY 2020-2021 Season Activities	\$27,359
		Sub-Total: FY 2020-21 Hannibal Cox Jr. Cultural Program Grants:	\$635,000
INTERNATIONAL CULTURAL PARTNERSHIPS GRANTS PROGRAM (ICE)			
ICE	Arca Images, Inc.	Fallen Angels - Miami/Paris Exchange	\$30,000
ICE	Bas Fisher Invitational, Inc.	Art and Infra-Structure from the Tropics to the Arctic - Miami/Norway Exchange	\$30,000
ICE	Delou Africa, Inc.	Art Ova Seas - Miami/Trinidad & Tobago Exchange	\$20,000
ICE	Diaspora Vibe Cultural Arts Incubator, Inc.	Caribbean Global Currents: Talking Across Difference - Miami/Panama Exchange	\$15,000
ICE	Edge Zones, Inc.	Art of Uncertainty - Index Miami/Santo Domingo	\$30,000
ICE	FUNDarte, Inc.	Sharing Grandmothers - Miami/Cameroon	\$30,000
ICE	The Dance NOW! Ensemble, Inc.	Anusin: What is Hidden is Never Lost - Miami/Portugal Exchange	\$15,000
ICE	University of Wynwood, Inc.	Residency and Anthology of Modern Caribbean Poetry	\$30,000
		Sub-Total: FY 2020-21 International Cultural Exchange Program Grants:	\$200,000
MAJOR CULTURAL INSTITUTIONS GRANTS PROGRAM (MCI)			
MCI	Actor's Playhouse Productions, Inc.	FY 2020-2021 Season Activities	\$307,551
MCI	Adrienne Arsht Center Trust, Inc. d/b/a Adrienne Arsht Center for the Performing Arts of Miami-Dade County	FY 2020-2021 Season Activities	\$551,902
MCI	Florida International University Board of Trustees, for the benefit of Jewish Museum of Florida	FY 2020-2021 Season Activities	\$166,469
MCI	Florida International University Board of Trustees, for the benefit of the Patricia and Phillip Frost Art Museum	FY 2020-2021 Season Activities	\$222,834
MCI	Florida International University Board of Trustees, for the benefit of The Wolfsonian	FY 2020-2021 Season Activities	\$401,570
MCI	Florida Grand Opera, Inc.	FY 2020-2021 Season Activities	\$514,594
MCI	Friends of the Bass Museum, Inc.	FY 2020-2021 Season Activities	\$329,813
MCI	GableStage, Inc.	FY 2020-2021 Transition Activities	\$154,615
MCI	M Ensemble Company, Inc.	FY 2020-2021 Season Activities	\$132,250
MCI	Miami City Ballet, Inc.	FY 2020-2021 Season Activities	\$516,876
MCI	Miami Symphony Orchestra/Orquesta Sinfonica de Miami, Inc., The	FY 2020-2021 Season Activities	\$132,250
MCI	Museum of Contemporary Art, Inc.	FY 2020-2021 Season Activities	\$225,000
MCI	New World Symphony, Inc.	FY 2020-2021 Season Activities	\$566,428
MCI	South Florida Art Center, Inc. d/b/a Oolite Arts	FY 2020-2021 Season Activities	\$228,015
MCI	University of Miami - Lowe Art Museum	FY 2020-2021 Season Activities	\$288,833
		Sub-Total: FY 2020-21 Major Cultural Institutions Program Grants:	\$4,739,000
SERVICE ORGANIZATIONS GRANTS PROGRAM (SERV)			
SERV	Arts & Business Council of Miami, Inc.	Annual Programs	\$135,000
SERV	Arts & Business Council of Miami, Inc.	Fiscal Agent for "Arts Help Program," Organization Capacity Building Initiatives, MAMP Workshop Series Scholarships, Creative Capital Programs, Dance Community Services, etc.	\$123,000
SERV	Arts & Business Council of Miami, Inc.	Fiscal Agent for "Arts Resilient 305" Initiative	\$25,000
SERV	Dade Heritage Trust, Inc.	Annual Programs	\$25,000
SERV	Diaspora Arts Coalition, Incorporated	Annual Programs	\$30,000
SERV	Greater Miami Festivals and Events Association, Inc.	Annual Programs	\$45,000
SERV	Hispanic Theaters and Producers Association of Florida, Inc.	Annual Programs	\$100,000
SERV	IFCM Corp.	Filmgate Interactive Annual Programs	\$50,000
SERV	Miami Dance Hub, Inc.	Annual Programs	\$10,000
SERV	Miami Light Project, Inc.	MLP Technical Fellowship Program	\$30,000
SERV	Sosyete Koukouy of Miami, Inc.	Fiscal Agent for Haitian Artists Network (HAN)	\$25,000
SERV	Sunshine Jazz Organization, Inc., The	Annual Programs	\$55,000
SERV	Theatre League of South Florida, Inc., The	Annual Programs	\$70,000
		Sub-Total: FY 2020-21 Service Organizations Program Grants:	\$723,000
SUMMER ARTS & SCIENCE CAMPS FOR KIDS GRANTS PROGRAM (SAS-C)			
SAS-C	Summer Arts & Science Camps for Kids Grants Program	Project grants to Organizations for Summer Arts and Science Camp Programs: 2020-2021 cycle grantees TBD	\$825,000
		Sub-Total: FY 2020-21 Summer Arts & Science Camps for Kids Program Grants:	\$825,000
TARGETED INITIATIVES GRANTS (TARG)			
TARG	ArtSouth, A Not-For-Profit Corporation	Operating Transition Plan	\$25,000
TARG	Arts & Business Council of Miami, Inc.	Fiscal Agent for "ArtBurstMiami"	\$120,000
TARG	Black Archives, History and Research Foundation of South Florida, Inc., The	Black Archives and Lyric Theater - Operating Transition Plan	\$150,000
TARG	City of Hialeah	City of Hialeah Cultural Affairs Council Programs	\$30,000
TARG	Doral Contemporary Art Museum, Inc.	Annual Programs	\$35,000
TARG	Friends of the Miami-Dade Public Library, Inc.	The Vasari Project	\$15,000
TARG	Fundarte, Inc.	Fiscal Agent for Artist Access Grant Program	\$30,000
TARG	Greater Miami Festivals and Events Association, Inc.	Fiscal Agent for Cultural Marketing, Market Research and Strategic Partnerships	\$153,000
TARG	Haitian Cultural Arts Alliance, Inc.	Haitian Cultural Initiatives	\$25,000
TARG	Hispanic-American Lyric Theatre, Inc.	Fiscal Agent for Cuban Pilots Association - Bay of Pigs Memorial at TMB	\$13,000
TARG	Historic Hampton House Trust, Inc.	Annual Programs	\$60,000
TARG	Homestead Center for the Arts, Inc.	Annual Programs	\$30,000
TARG	Institute of Contemporary Art, Miami, Inc.	Annual Programs	\$25,000
TARG	Miami New Drama, Inc.	Colony Theater Operating Support	\$35,000

GRANTS PROGRAM	GRANTEE	PROGRAM / PROJECT	FY 2020-21 GRANT RECOMMENDATIONS
TARG	The Fountainhead Residency, Inc.	Annual Programs	\$15,000
TARG	The Rhythm Foundation, Inc.	Fiscal Agent for Activities and Audience Development at Caleb Auditorium, African Heritage Cultural Arts Center and/or Miami-Dade County Auditorium	\$5,000
TARG	Theatre League of South Florida, Inc., The	Fiscal Agent for the Playwright Development Program	\$75,000
Sub-Total: FY 2020-21 Targeted Initiatives Grants:			\$841,000
YOUTH ARTS ENRICHMENT GRANTS PROGRAM (YEP)			
YEP	After School Film Institute, Inc.	Dare To Dream Program	\$16,552
YEP	Amplifyme, Inc.	Youth Media Institute	\$9,263
YEP	Arts Ballet Theatre of Florida, Inc.	Arts Ballet goes to School at Ojus Elementary	\$25,915
YEP	ArtSouth, A Not-For-Profit Corporation	Arts Beyond the Classroom (ABC)	\$30,000
YEP	Brazilian Voices, Inc.	Brazilian Voices' "Healing Bossa Nova for Kids"	\$19,040
YEP	City Theatre, Inc.	2020-2021 Short Cuts Tour	\$10,000
YEP	Coral Gables Congregational Church (United Church of Christ), Inc.	CAP Miami Jazz Institute Improv Redux	\$30,000
YEP	El Ingenio, Inc.	"Centro Mater Arts Education Project"	\$16,830
YEP	Friendship Circle of Miami, Inc.	The Friendship Circle Band	\$18,880
YEP	GableStage, Inc.	GableStage 2021 Page to Stage School Tour	\$10,000
YEP	Jorge M. Perez Art Museum of Miami-Dade County, Inc.	Overtown Afterschool at PAMM	\$19,761
YEP	Karen Peterson and Dancers, Inc.	Inclusive Dance Comes to Your School	\$10,000
YEP	Marjory Stoneman Douglas Biscayne Nature Center, Inc.	A Day Where Art Meets Nature	\$10,000
YEP	Mexican American Council, Inc.	Homestead-Miami Mariachi Conservatory	\$25,413
YEP	Miami City Ballet, Inc.	Ballet Bus Year 6: Long-Term Arts Education Scholarships	\$30,000
YEP	Miami New Drama, Inc.	Miami New Drama Theater Workshop	\$24,883
YEP	Museum of Contemporary Art, Inc.	MOCA Teen Art Force 2020-2021	\$30,000
YEP	New World Symphony, Inc.	NWS Education Concerts	\$10,000
YEP	Saint Martha Concerts and Cultural Affairs, Inc.	MMC Includes All Kids	\$8,593
YEP	Seraphic Fire, Inc.	Seraphic Fire Youth Initiative: 2020-2021 Choral Education Residency	\$25,468
YEP	South Florida Art Center, Inc. d/b/a Oolite Arts	Video Art Club	\$24,967
YEP	The Dance NOW! Ensemble, Inc.	Dance NOW! Miami Long-Term Residency at Dr. Michael Krop Senior High School	\$25,552
YEP	The Dave and Mary Alper Jewish Community Center, Inc.	Holocaust Impact Theater	\$10,000
YEP	The Deering Estate Foundation, Inc.	Discover Deering STEM + Arts After-School Program	\$25,496
YEP	The Miami Children's Museum, Inc.	Virtual Live Theater and Arts Workshops for children with autism	\$18,420
YEP	The Murray Dranoff Foundation, Inc.	PIANO SLAM 13	\$10,000
YEP	The Opera Atelier, Inc.	Arts Adventures	\$24,967
YEP	University of Wynwood, Inc.	The Sunroom	\$30,000
Sub-Total: FY 2020-21 Youth Arts Enrichment Program Grants:			\$550,000
YOUTH ARTS MIAMI GRANTS PROGRAM (YAM)			
YAM	All Florida Youth Orchestra, Incorporated d/b/a Florida Youth Orchestra	FY 2020-2021 Program Activities	\$25,000
YAM	Alliance for Musical Arts Productions, Inc.	FY 2020-2021 Program Activities	\$19,378
YAM	American Children's Orchestras for Peace, Inc.	FY 2020-2021 Program Activities	\$50,000
YAM	Area Performance Gallery, Inc. d/b/a Area Stage Company	FY 2020-2021 Program Activities	\$125,000
YAM	Ballet Etudes of South Florida, Inc.	FY 2020-2021 Program Activities	\$23,649
YAM	Diva Arts & Entertainment, Inc.	FY 2020-2021 Program Activities	\$50,000
YAM	enFAMILIA, Inc.	FY 2020-2021 Program Activities	\$50,000
YAM	Fantasy Theatre Factory, Inc.	FY 2020-2021 Program Activities	\$125,000
YAM	Florida Film Institute, Inc.	FY 2020-2021 Program Activities	\$49,072
YAM	Friends of South Florida Music, Inc.	FY 2020-2021 Program Activities	\$23,483
YAM	Greater Miami Youth Symphony of Dade County, Florida, Inc.	FY 2020-2021 Program Activities	\$125,000
YAM	Guitars Over Guns Organization, Inc.	FY 2020-2021 Program Activities	\$125,000
YAM	Kinad, Inc.	FY 2020-2021 Program Activities	\$25,000
YAM	Miami Children's Chorus, Inc.	FY 2020-2021 Program Activities	\$125,000
YAM	Miami Dance Project, Inc.	FY 2020-2021 Program Activities	\$50,000
YAM	Miami Momentum Dance Company, Inc.	FY 2020-2021 Program Activities	\$25,000
YAM	Miami Music Festival, Inc.	FY 2020-2021 Program Activities	\$49,418
YAM	Miami Music Project, Inc.	FY 2020-2021 Program Activities	\$125,000
YAM	Miami Stage Company/Miami Children's Theater, Inc.	FY 2020-2021 Program Activities	\$125,000
YAM	Miami Theater Center, Inc.	FY 2020-2021 Program Activities	\$125,000
YAM	Miami Youth Ballet, Inc.	FY 2020-2021 Program Activities	\$50,000
YAM	Musical, Inc.	FY 2020-2021 Program Activities	\$50,000
YAM	National Foundation for Advancement in the Arts, Inc.	FY 2020-2021 Program Activities	\$125,000
YAM	PATH: Preserving, Archiving & Teaching Hiphop, Inc.	FY 2020-2021 Program Activities	\$50,000
YAM	South Florida Center for Percussive Arts, Inc.	FY 2020-2021 Program Activities	\$25,000
YAM	South Florida Youth Symphony, Inc.	FY 2020-2021 Program Activities	\$50,000
YAM	The Children's Voice Chorus, Inc.	FY 2020-2021 Program Activities	\$25,000
YAM	The Motivational Edge, Inc.	FY 2020-2021 Program Activities	\$125,000
YAM	The Roxy Theatre Group, Inc.	FY 2020-2021 Program Activities	\$125,000
YAM	The Thomas Armour Youth Ballet, Inc.	FY 2020-2021 Program Activities	\$125,000
YAM	Young Musicians Unite, Inc.	FY 2020-2021 Program Activities	\$50,000
Sub-Total: FY 2020-21 Youth Arts Miami Program Grants:			\$2,240,000
Total FY 2020-21 Department of Cultural Affairs / Cultural Affairs Council Grants Recommendations:			\$18,046,000
COMMUNITY-BASED ORGANIZATION DIRECT ALLOCATIONS			
non-comp	After School Film Institute, Inc.	Film Training Program at Arthur and Polly Mays Conservatory of the Arts	\$40,000
Sub-Total: FY 2020-21 Community-Based Organization Direct Allocations:			\$40,000

GRANTS PROGRAM	GRANTEE	PROGRAM / PROJECT	FY 2020-21 GRANT RECOMMENDATIONS
COMMUNITY-BASED CULTURAL FACILITIES DIRECT ALLOCATIONS			
non-comp	Fairchild Tropical Botanic Garden, Inc.	Support for Fairchild Tropical Botanic Garden	\$376,000
non-comp	Fantasy Theatre Factory, Inc.	Support for Management and Operations of the Sandrell Rivers Theater	\$430,000
non-comp	The Miami Children's Museum, Inc.	Support for Miami Children's Museum	\$785,000
non-comp	Zoo Miami Foundation, Inc.	Support for Zoo Miami	\$293,000
Sub-Total: FY 2020-21 Community-Based Cultural Facilities Direct Allocations:			\$1,884,000
Grand Total: FY 2020-21 Funding to Cultural Organizations through the Department of Cultural Affairs:			\$19,970,000

**FY 2020-21 FUNDING FOR
COMMUNITY-BASED ORGANIZATIONS**

Organization Name	Category	Amount
Adults Mankind Organization, Inc.	Workforce Development	\$ 126,960
Advocate Program, Inc.	Workforce Development	\$ 41,775
Allapattah Community Action, Inc.	Elder Needs	\$ 70,125
Alliance for Musical Arts Productions, Inc.	Children, Youth & Families	\$ 4,050
American National Red Cross (formerly American Red Cross Greater Miami & The Keys)	Basic Needs	\$ 131,920
Americans for Immigrant Justice, Inc.	Immigrants/ New Entrants	\$ 47,920
Amigos Together For Kids, Inc.	Children, Youth & Families	\$ 35,475
ASPIRA of Florida, Inc.	Anti-Violence	\$ 72,720
Ayuda, Inc.	Elder Needs	\$ 56,880
Banyan Community Health Center, Inc.	Health	\$ 50,960
Be Strong International, Inc. (formerly Abstinence Between Strong Teens International, Inc.)	Children, Youth & Families	\$ 16,500
Belafonte Tacolcy Center, Incorporated	Children, Youth & Families	\$ 28,350
Best Buddies International, Inc.	Children & Adults with Disabilities	\$ 114,800
Best Buddies International, Inc.	Workforce Development	\$ 40,000
Better Way of Miami, Inc.	Special Needs	\$ 400,000
Big Brothers Big Sisters of Greater Miami, Inc.	Children, Youth & Families	\$ 26,100
Borinquen Health Care Center, Inc.	Health	\$ 27,750
Boys & Girls Clubs of Miami-Dade, Inc.	Anti-Violence	\$ 60,000
Branches, Inc.	Basic Needs	\$ 51,040
Branches, Inc.	Workforce Development	\$ 20,000
Breakthrough Miami, Inc.	Children, Youth & Families	\$ 117,040
Camillus House, Inc.	Special Needs	\$ 52,800
Care Resource Community Health Centers, Inc. (formerly Community AIDS Resource, Inc.)	Health	\$ 82,640
Carrfour Supporting Housing, Inc.	Other	\$ 8,025
Casa Valentina, Inc.	Basic Needs	\$ 210,240
Catalyst Miami, Inc. (formerly Human Services Coalition of Miami-Dade County, Inc.)	Basic Needs	\$ 235,680
Catholic Charities of the Archdiocese of Miami, Inc.	Basic Needs	\$ 52,160
Catholic Charities of the Archdiocese of Miami, Inc.	Elder Needs	\$ 48,000
CCDH, Inc.	Children & Adults with Disabilities	\$ 114,960
Center for Family and Child Enrichment, Inc.	Anti-Violence	\$ 199,840
Center for Independent Living of South Florida, Inc.	Children & Adults with Disabilities	\$ 269,360
Center of Information & Orientation, Inc.	Children, Youth & Families	\$ 47,520
Centro Campesino-Farmworker Center, Inc.	Elder Needs	\$ 53,200
Centro Mater Child Care Services, Inc.	Children, Youth & Families	\$ 46,200
Coconut Grove Cares, Inc.	Children, Youth & Families	\$ 10,000
Colombian American Service Association, Inc. (CASA)	Immigrants/ New Entrants	\$ 49,425
Common Threads, Inc.	Children, Youth & Families	\$ 60,000
Communities In Schools of Miami, Inc.	Children, Youth & Families	\$ 21,900
Communities United, Inc.	Elder Needs	\$ 57,375
Community Coalition, Inc.	Elder Needs	\$ 59,040
Concerned African Women, Inc.	Children, Youth & Families	\$ 281,040
Concerned African Women, Inc.	Criminal Justice	\$ 162,560
Cuban American Bar Association Pro Bono Project, Inc.	Anti-Violence	\$ 60,000
Cuban American Bar Association Pro Bono Project, Inc.	Immigrants/ New Entrants	\$ 32,000
Cuban American Bar Association Pro Bono Project, Inc.	Special Needs	\$ 40,000
Curley's House of Style, Inc.	Food Program	\$ 200,000
De Hostos Senior Center Inc.	Elder Needs	\$ 139,875
Douglas Gardens Community Mental Health Center of Miami Beach, Inc.	Special Needs	\$ 10,800
Easter Seals South Florida, Inc.	Elder Needs	\$ 98,560
Easter Seals South Florida, Inc.	Special Needs	\$ 187,600
Epilepsy Florida, Inc. (formerly Epilepsy Foundation of Florida, Inc.)	Children, Youth & Families	\$ 34,400
Epilepsy Florida, Inc. (formerly Epilepsy Foundation of Florida, Inc.)	Health	\$ 65,680
Fairchild Tropical Botanic Garden, Inc.	Other	\$ 66,450
Family Action Movement Network, Inc. (formerly Fanm Ayisyen Nan Miyami, Inc.)	Basic Needs	\$ 20,090
Family Action Movement Network, Inc. (formerly Fanm Ayisyen Nan Miyami, Inc.)	Children, Youth & Families	\$ 84,950
Family Action Movement Network, Inc. (formerly Fanm Ayisyen Nan Miyami, Inc.)	Children & Adults with Disabilities	\$ 24,110
Family Resource Center of South Florida, Inc.	Children, Youth & Families	\$ 28,125
Farm Share, Inc.	Food Program	\$ 460,000
Feeding South Florida, Inc.	Basic Needs	\$ 51,040
Feeding South Florida, Inc.	Food Program	\$ 200,000

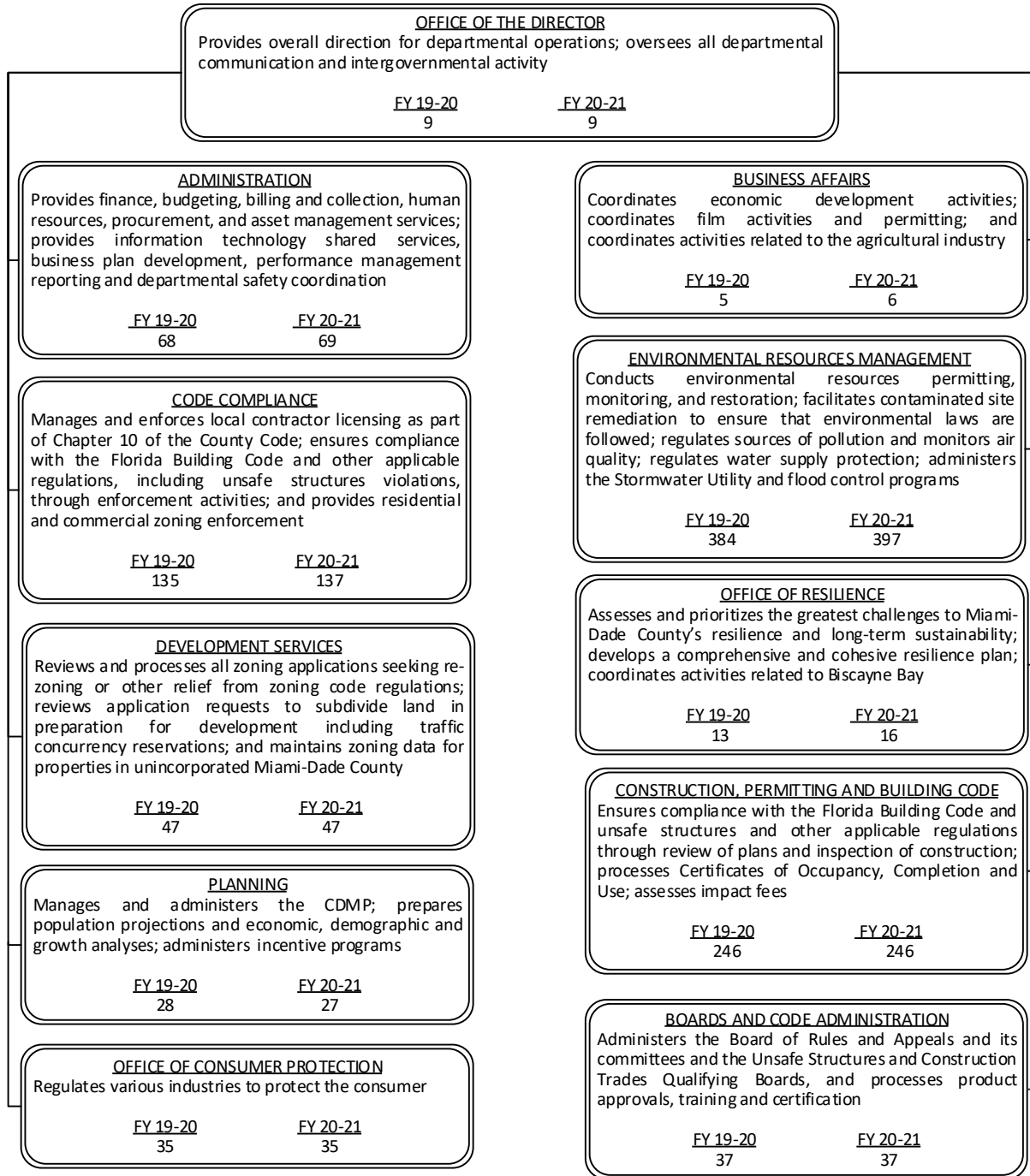
**FY 2020-21 FUNDING FOR
COMMUNITY-BASED ORGANIZATIONS**

Organization Name	Category	Amount
Fifty-Five Years & Up, Inc.	Elder Needs	\$ 106,725
Florida International University, Inter-American Conference of Mayors	Other	\$ 17,000
Florida Venture Foundation, Inc.	Children, Youth & Families	\$ 86,550
Foster Care Review, Inc.	Children, Youth & Families	\$ 36,000
Foundation of Community Assistance and Leadership, Inc.	Children, Youth & Families	\$ 34,575
Girl Scout Council of Tropical Florida, Inc.	Children, Youth & Families	\$ 24,075
Greater Miami Services Corps.	Workforce Development	\$ 170,800
Guardianship Program of Dade County, Inc.	Elder Needs	\$ 18,075
Haitian Neighborhood Center, Sant La, Inc.	Basic Needs	\$ 51,100
Haitian Neighborhood Center, Sant La, Inc.	Immigrants/ New Entrants	\$ 27,940
Hearing and Speech Center of Florida, Inc.	Children & Adults with Disabilities	\$ 27,350
Hearing and Speech Center of Florida, Inc.	Children, Youth & Families	\$ 24,100
Hispanic Coalition, Corp.	Children, Youth & Families	\$ 69,600
Holy Temple Human Services Corporation, Inc.	Elder Needs	\$ 47,175
Institute for Child and Family Health, Inc.	Criminal Justice	\$ 52,094
Jewish Community Services of South Florida, Inc.	Children & Adults with Disabilities	\$ 46,410
Jewish Community Services of South Florida, Inc.	Elder Needs	\$ 257,715
Jewish Community Services of South Florida, Inc.	Other	\$ 46,010
Josefa Perez de Castano Kidney Foundation, Inc.	Elder Needs	\$ 45,975
KIDCO Creative Learning, Inc. (formerly KIDCO Child Care Inc.)	Children, Youth & Families	\$ 24,075
Kristi House, Inc.	Special Needs	\$ 418,080
Latinos Salud, Inc.	Health	\$ 109,040
Latinos United in Action Center, Inc.	Children, Youth & Families	\$ 22,350
Lawyers for Children America, Inc.	Children, Youth & Families	\$ 51,200
Legal Services of Greater Miami, Inc.	Basic Needs	\$ 36,670
Legal Services of Greater Miami, Inc.	Immigrants/ New Entrants	\$ 35,000
Legal Services of Greater Miami, Inc.	Other	\$ 26,360
Legal Services of Greater Miami, Inc.	Special Needs	\$ 63,950
Leisure City/ Modello Optimist Club of Florida, Inc.	Children, Youth & Families	\$ 18,075
Liga Contra el Cancer, Inc.	Health	\$ 82,725
Little Havana Activities & Nutrition Centers of Dade County, Inc.	Elder Needs	\$ 371,175
Live Like Bella (Live Like Bella Childhood Cancer Foundation)	Special Needs	\$ 500,000
Llirraf'O, Inc.	Children, Youth & Families	\$ 174,000
MJD Wellness and Community Center, Inc	Food Program	\$ 200,000
Masada Home Care, Inc.	Elder Needs	\$ 39,520
Miami Children's Initiative, Inc.	Children, Youth & Families	\$ 56,750
Miami City Ballet, Inc.	Children, Youth & Families	\$ 129,520
Miami Lighthouse for the Blind and Visually Impaired, Inc.	Elder Needs	\$ 120,000
Miami Northside Optimist Club, Inc.	Children, Youth & Families	\$ 9,450
Michael-Ann Russell Jewish Community Center, Inc.	Elder Needs	\$ 82,880
Mujeres Unidas en Justicia Educacion Y Reforma, Inc.	Children, Youth & Families	\$ 101,025
Multi-Ethnic Youth Group Association , Inc.	Children, Youth & Families	\$ 48,675
Neighbors and Neighbors Association, Inc.	Other	\$ 33,075
New Hope CORPS, Inc.	Special Needs	\$ 449,040
North Miami Foundation for Senior Citizens' Services, Inc.	Elder Needs	\$ 187,680
Omega Activity Center Foundation, Inc.	Children, Youth & Families	\$ 18,900
Overtown Youth Center, Inc.	Children, Youth & Families	\$ 99,040
Palmetto Raiders Youth Development Club, Inc.	Children, Youth & Families	\$ 6,825
Psycho-Social Rehabilitation Center, Inc.	Workforce Development	\$ 90,800
Public Health Trust of Miami-Dade County	Children & Adults with Disabilities	\$ 24,080
Public Health Trust of Miami-Dade County, Florida	Criminal Justice	\$ 200,000
Rainbow Community Development Corporation	Children, Youth & Families	\$ 35,475
Read2Succeed, Inc.	Children, Youth & Families	\$ 26,550
Reading and Math, Inc.	Children, Youth & Families	\$ 312,800
Regis House, Inc.	Children, Youth & Families	\$ 112,810
Regis House, Inc.	Criminal Justice	\$ 38,160
Regis House, Inc.	Health	\$ 14,180
Richmond Heights Community Association, Inc.	Basic Needs	\$ 32,175
Richmond Perrine Optimist Club, Inc. of Miami, FL	Children, Youth & Families	\$ 185,025
Senior L.I.F.T. Center, Inc.	Elder Needs	\$ 45,920

**FY 2020-21 FUNDING FOR
COMMUNITY-BASED ORGANIZATIONS**

Organization Name	Category	Amount
South Florida Youth Symphony, Inc.	Children, Youth & Families	\$ 6,000
Southwest Social Services Programs, Inc.	Elder Needs	\$ 194,720
Spinal Cord Living-Assistance Development, Inc. (SCLAD)	Children & Adults with Disabilities	\$ 54,400
St. Alban's Day Nursery, Inc.	Children, Youth & Families	\$ 32,925
St. Thomas University, Inc.	Immigrants/ New Entrants	\$ 49,840
Teen Up-ward Bound, Incorporated	Children, Youth & Families	\$ 19,275
The Association for Development of the Exceptional, Inc. (A.D.E)	Children & Adults with Disabilities	\$ 105,040
The Coalition of Florida Farmwork Organizations, Inc.	Basic Needs	\$ 51,040
The Education Fund, Inc.	Children, Youth & Families	\$ 164,640
The Family Christian Association of America, Inc.	Children, Youth & Families	\$ 54,375
The Institute of Black Family Life, Inc.	Criminal Justice	\$ 8,400
The Key Clubhouse of South Florida	Special Needs	\$ 56,000
The Liberty City Optimist Club of Florida, Inc.	Children, Youth & Families	\$ 33,525
The Motivational Edge, Inc.	Children, Youth & Families	\$ 38,000
The Optimist Foundation of Greater Goulds Florida, Inc.	Children, Youth & Families	\$ 44,175
The Sundari Foundation, Inc.	Children, Youth & Families	\$ 307,040
The Sundari Foundation, Inc.	Other	\$ 450,000
The Sundari Foundation, Inc.	Special Needs	\$ 110,480
The Women's Breast & Heart Initiative, Florida Affiliate, Inc.	Health	\$ 55,040
Thelma Gibson Health Initiative, Inc.	Children, Youth & Families	\$ 38,160
Thelma Gibson Health Initiative, Inc.	Criminal Justice	\$ 16,470
Thelma Gibson Health Initiative, Inc.	Health	\$ 16,470
Transition, Inc.	Other	\$ 78,320
United Home Care Services, Inc.	Elder Needs	\$ 135,600
University of Miami	Children, Youth & Families	\$ 28,100
Urgent, Inc.	Children, Youth & Families	\$ 20,475
Victory for Youth, Inc. (Share Your Heart)	Food Program	\$ 200,000
Voices for Children Foundation, Inc.	Basic Needs	\$ 25,110
Voices for Children Foundation, Inc.	Children, Youth & Families	\$ 18,910
Voices for Children Foundation, Inc.	Special Needs	\$ 13,055
WeCount!, Inc.	Immigrants/ New Entrants	\$ 40,000
Wellspring Counseling, Inc.	Special Needs	\$ 63,360
West Kendall Baptist Hospital, Inc.	Health	\$ 85,280
World Literacy Crusade of FL., Inc.	Children, Youth & Families	\$ 110,400
World Literacy Crusade of FL., Inc.	Criminal Justice	\$ 90,160
Youth Co-Op, Inc.	Immigrants/ New Entrants	\$ 150,240
YWCA of Greater Miami-Dade, Inc.	Basic Needs	\$ 94,640
Police Grants		
Citizen's Crime Watch of Miami-Dade County, Inc.	Police Grants	\$ 246,450
Citizen's Crime Watch of Miami-Dade County, Inc.	Police Grants	\$ 103,550
Police Benevolent Association	Police Grants	\$ 32,000
The Alternative Programs, Inc.	Police Grants	\$ 651,000
Trauma Resolution Center, Inc. (a.k.a. Victim Services Center, Inc.)	Police Grants	\$ 382,500
Trauma Resolution Center, Inc. (a.k.a. Victim Services Center, Inc.)	Police Grants	\$ 14,875
Trauma Resolution Center, Inc. (a.k.a. Victim Services Center, Inc.)	Police Grants	\$ 8,925
Trauma Resolution Center, Inc. (a.k.a. Victim Services Center, Inc.)	Police Grants	\$ 5,950

Regulatory and Economic Resources



The FY 2020-21 total number of full-time equivalent positions is 1027.5

I.O. No.: 4-4
Ordered: 9/17/2020
Effective: 10/01/2020

**MIAMI-DADE COUNTY
IMPLEMENTING ORDER**

PORT OF MIAMI TERMINAL TARIFF NO. 010

AUTHORITY:

The Miami-Dade County Home Rule Amendment Charter, including, among others, Sections 1.01 and 2.02A.

SUPERSEDES:

This Implementing Order supersedes prior Implementing Orders and revisions to PortMiami Terminal Tariff No. 010 as it relates to those items specified in the attached Tariff pages. Any items not expressly superseded herein remain in effect.

POLICY:

Port of Miami Terminal Tariff No. 010 shall be established providing for the rates, rules and regulations for the Seaport facilities of Miami-Dade County, Florida.

PROCEDURE:

The Director of the Dante B. Fascell Port of Miami-Dade (PortMiami) is responsible for the operation and management of the Port Miami, including establishing rates and fees for usage of Port facilities and collection of same. Reviews and revisions of rates and fees will occur on an annual basis with recommendations for changes forwarded to the County Mayor.

TARIFF:

The Tariff items adopted by this Implementing Order have been presented and are considered a part hereof. In accordance with Section 2.3 of the Code of Miami-Dade County, these official Tariff items are also filed with the Clerk of the Board of County Commissioners. Items, which are charged by the Port of Miami, shall be the same as those listed in the official PortMiami Terminal Tariff No. 010 on file with the Clerk of the County Commission.

This Implementing Order is hereby submitted to the Board of County Commissioners of Miami-Dade County, Florida.

Approved by the County Attorney as
to form and legal sufficiency SBB

EFFECTIVE OCTOBER 1, 2020

FFMC – T No 010



TERMINAL TARIFF No. 010

RATES RULES AND REGULATIONS
FOR THE SEAPORT FACILITIES
OF MIAMI-DADE COUNTY FLORIDA

THIS TARIFF IS ISSUED BY THE MIAMI-DADE COUNTY MAYOR UNDER AUTHORITY OF ADMINISTRATIVE ORDER NO. 4-4 PURSUANT TO SECTION 4.02 OF THE HOME RULE CHARTER; MIAMI-DADE COUNTY HAVING JURISDICTION OVER AND CONTROL OF THE OPERATION OF THE DANTE B. FASCELL PORT OF MIAMI-DADE.

[FOR FURTHER INFORMATION ADDRESS](#)

PORT DIRECTOR
DANTE B. FASCELL PORT OF MIAMI-DADE
1015 NORTH AMERICA WAY
MIAMI, FLORIDA 33132
(305) 371-7678

Table of contents

Table of contents	i
Correction Sheet	A
Units of Weight & Measure	B
Metric Conversion Guide	C
Section One: Definitions	1
101. Berth Assignment.....	1
102. Berth Day	1
105. County	1
106. County Commission (C).....	1
107. County Mayor	1
108. Dangerous Cargo.....	1
109. Dockage.....	1
111. Facility Security Plan (FSP)	1
112. Fiscal Year.....	1
113. Free Time	2
114. Handling	2
115. Heavy Lift	2
116. Port Legal Holidays.....	2
117. Loading and Unloading	2
118. Operator.....	2
119. Non-Operating Port	2
120. Notice of Violation	3
122. Person	3
123. Point of Rest.....	3
124. Port Director	3
125. Dante B. Fascell Port of Miami-Dade (C).....	3
126. Multi-Day Cruise Parking Revenue (C)	3
128. Port Terminal	3
130. Seaport Department	3
131. Ship Agent	4

132. Small Boat	4
133. Small Passenger Vessel	4
134. Tariff	4
136. Terminal Storage	4
137. Usage	4
138. Vessel	4
139. Wharf Demurrage	4
140. Wharfage, Cargo	4
141. Wharfage, Passenger	5
Section Two: General Rules & Regulations	6
Applicability of Tariff	6
200. Application of Tariff and Supplements	6
202. Consent to Terms of Tariff	6
204. Appeals	6
Administrative Restrictions, Limitations and Requirements	7
210. General Restrictions and Limitations	7
211. PortMiami Personnel Fees (A)	7
212. Disclaimer for Loss or Damage	8
213. Placement Goods Not to Be Bailment	8
214. Abandoned Cargo	8
215. PortMiami Administrative Fee (I)	8
216. Furnishing Cargo Statements and Vessel Reports	9
217. Late Documentation on Service Fee	9
218. Payment of Bills	9
219. Temporary Emergency Changes to Tariff	11
220. Access to Records	11
221. Indemnification	11
222. Payment Guarantee	12
223. Emergency tariff waiver for hurricanes and natural disasters	12
224. Insurance (C)	13
226. Returned Check Service Fee	14
227. Inaugural Activities (C)	14

Section Three: Rules & Regulations for Vessels 15

Navigation 15

 230. Anchorage or Obstruction in Turning Basins and Channels..... 15

 232. Lights at Night 15

 234. Pollution of Air and Water 15

 236. Speed 16

Berthing..... 16

 240. Application for Berth..... 16

 241. Assignment of Berth and Rail Facilities (C) 16

 242. Change of Berth 16

 243. Unauthorized Berthing..... 17

 244. Vessel to be Continuously Worked 17

 245. Vessel Fire Notification 17

 246. Man Overboard..... 17

 247. Tug Requirements (I)..... 17

Section Four: Rules & Regulations for Wharves 19

Allocation of Space..... 19

 250. General..... 19

 252. Leasing 19

 254. Third Party Contracts 19

Wharves 19

 260. Cleanliness of Premises (A) 19

 261. Boat Cradle Removal..... 20

 262. Damage to Facilities 20

 264. Emergencies 20

 266. Explosives inflammables other hazardous materials..... 20

 268. Loitering on Port Property 20

 270. Signs (C)..... 21

 272. Smoking..... 21

 274. Solicitation 21

 276. Vehicles 21

 278. Security 21

280. Wharf Obstruction	22
Section Five: Dockage	23
Dockage.....	23
300. Basis of Charge	23
302. Duration of Dockage	23
303. Dockage for Cultural, Charitable Events	23
304. Dockage For Unauthorized Berthing.....	23
305. Dockage Rates for Tugs.....	23
306. Dockage Charges Except Government Vessels and Ocean Research Vessels	23
308. Dockage Charge For Military, Historical, Heritage Vessels	24
309. Dockage Charges For Ocean Research Vessels	24
310. Minimum Charge	24
311. Berthing For Clearance.....	24
312. Dockage Rates For Vessel Wet Docking (C, I)	24
313. Dockage Charges For Miami-Dade County Agencies	24
Section Six: Wharfage	26
Wharfage.....	26
404. Ship’s Stores.....	26
405. Calculation Of Cargo Tonnage.....	26
406. Cargo Wharfage Charges	26
407. Passenger Wharfage Charges For Small Passenger Vessels.....	27
408. Passenger Wharfage Charges Except Small Passenger Vessels	27
414. Transshipments.....	27
Section Seven: Wharf Demurrage & Terminal Storage.....	29
Wharf Demurrage	29
500. Free Time Allowance.....	29
502. Computation Of Free Time	29
504. Wharf Demurrage Charges	29
506. Non-Shipment By Water	29
508. Terminal Storage Charges	30
512. Minimum Storage Charges.....	30
Section Eight: Container Crane Facility	31

Container Gantry Crane Facility	31
550. Container Gantry Crane Rules And Regulations	31
560. Crane Rates	32
570. Container Gantry Crane Characteristics	32
580. Payment For Rental Of Cranes	33
584. Heavy Lift Charges.....	33
586. Crane Condition	33
588. Damages Sustained To Crane.....	34
596. Cleaning Facilities.....	34
Section Nine: Rentals & Leases.....	35
602. Rental of Space (I)	35
604. Open Ground Leases (A)	37
605. Inside Fencing	38
606. Other	38
607. Lease Documents Late Fee	39
608. Lease Permits And Licenses	39
609. Lease Environmental Protection And Indemnities	39
Section Nine-A: Foreign Trade Zone	40
610. PortMiami Foreign Trade Zone No. 281	40
Section Ten: Miscellaneous Charges.....	42
700. Fresh Water.....	42
701. Fresh Water Unit Connection Replacement	42
705. Electric Current For Refrigerated Units.....	42
707. Harbor Fee (C)	42
709. Vehicle Examination Facility Charge	43
710. Vehicle Parking At The Port (C)	43
714. Annual And Temporary Permit Fees	44
715. Port Identification Cards and Special Dock Parking Permit	50
Section Eleven: General Information.....	52
800. Miami Harbor	52
802. Main Channel	52
806. Fisherman’s Channel.....	52

807. Lummus Turning Basin	52
808. Main Turning Basin	52
809. Western Turning Basin	52
810. Fisher Island Turning Basin	52
816. Anchorage	53
818. Tides And Tidal Currents	53
850. Port Facilities And Specifications	53
Index	55

Correction Sheet

Reference marks and symbols used to indicate the effect of corrections to this Tariff are in compliance with FMC General Order 13, as amended as follows:

- (R) To denote a reduction
- (A) To denote an increase
- (C) To denote changes in wording or item number which result in neither an increase nor decrease in charges
- (D) To denote a deletion
- (E) To denote an exception to a general change
- (N) To denote reissued matter
- (I) To denote new or initial matter

Units of Weight & Measure

Customary international (metric) and U.S. units of weight and measure governing the determination of rates and charges assessed under this Tariff are as follows:

1	Acres	↔	43,560	Square Feet
1	Kilogram	↔	2.2046	Pounds
1,000	Kilograms	↔	2,204.62	Pounds (1 Metric Ton)
1	Pound	↔	0.4536	Kilograms
2,000	Pounds	↔	907.1847	Kilograms (1 Short Ton)
1	Metric Ton (1 Kilo Ton)	↔	1.1023	Short Tons
1	Short Ton	↔	2,000	Pounds
1	Short Ton	↔	0.9072	Metric Tons
1	Long Ton	↔	2,240	Pounds
1	Foot	↔	0.3048	Meter
1	Meter	↔	3.2808	Feet
1	Cubic Foot	↔	0.0283	Cubic Meters
1	Cubic Meter	↔	35.315	Cubic Feet
1	Bushel Grain (US) 60 Pounds	↔	27.216	Kilograms
1	Barrel (US) 42 Gallons	↔	158.9873	Liters
1	Cubic Meter	↔	423.792	Ft. Board Measure
1,000	Ft. Board Measure	↔	83.33	Cubic Feet
1,000	Ft. Board Measure	↔	2.36	Cubic Meters
6.4	Barrels (US, Bunker Fuel Only)	↔	1,000	Kilograms
1	Liter	↔	0.2642	Gallons
1	Gallon	↔	3.7854	Liters
1	Gallon (Fresh Water)	↔	8.34	Pounds

Metric Conversion Guide

<u>TO CHANGE</u>	<u>TO</u>	<u>MULTIPLY BY</u>
Cubic Feet	Cubic Meters	0.0283
Cubic Meters	Cubic Feet	35.3145
Cubic Meters	Cubic Yards	1.3079
Cubic Yards	Cubic Meters	0.7646
Feet	Meters	0.3048
Gallons (US)	Liters	3.7854
Inches	Millimeters	25.4000
Inches	Centimeters	2.5400
Kilograms	Pounds	2.2046
Liters	Gallons (US)	0.2642
Liters	Pints (Dry)	1.8162
Liters	Quarts (Dry)	0.9081
Liters	Quarts (Liquid)	1.0567
Meters	Feet	3.2808
Meters	Yards	1.0936
Metric Tons	Tons (Long)	0.8942
Metric Tons	Tons (Short)	1.1023
Millimeters	Inches	0.0394
Miles	Kilometers	1.6093
Pints (Dry)	Liters	0.5506
Pints (Liquid)	Liters	0.4732
Pounds	Kilograms	0.4536
Quarts (Dry)	Liters	0.1012
Quarts (Liquid)	Liters	0.9463
Square Feet	Square Meters	0.0929
Square Meters	Square Feet	10.7639
Square Yards	Square Meters	0.8361
Tons (Long)	Metric Tons	1.0160
Tons (Short)	Metric Tons	0.9072
Yards	Meters	0.9144

Unless otherwise specified, all tons in Tariff are short tons.

Section One: Definitions

101. BERTH ASSIGNMENT

The granting of permission to use a specified berth.

102. BERTH DAY

Each 24-hour period or fraction thereof during which a vessel occupies an assigned berth.

105. COUNTY

Miami-Dade County, organized and existing under and by the virtue of the laws of the State of Florida, and situated in the County of Miami-Dade in Florida.

106. COUNTY COMMISSION (C)

The legislative governing body of Miami-Dade County as provided for in the charter of Miami-Dade County. The term is synonymous with "Board of County Commissioners", the "Board" and "BCC".

107. COUNTY MAYOR

The administrative head of Miami-Dade County who is responsible for the efficient operation of all County Departments.

108. DANGEROUS CARGO

Dangerous Cargo (includes hazardous materials, explosives, radioactive materials, etc.) items included in Title 33 of the Code of Federal Regulations Section 160.204 and further defined in sections referenced therein.

109. DOCKAGE

The charges assessed against a vessel for berthing at a wharf, pier, bulkhead structure, or bank, or for mooring to a vessel so berthed.

111. FACILITY SECURITY PLAN (FSP)

A plan developed to ensure the application of security measures designed to protect the facility and its servicing vessels or those vessels interfacing with the facility, their cargoes, and persons on board at the respective MARSEC Levels pursuant to all applicable laws including but not limited to 33 Code of Federal Regulation 101.105, et seq.

112. FISCAL YEAR

Any twelve (12) months period from October 1st to September 30th of the following year.

Tariff No. 010
SECTION ONE: DEFINITIONS

113. FREE TIME

The specified period during which cargo may occupy space assigned to it on terminal property free of wharf demurrage or terminal storage charges immediately prior to the loading or subsequent to the discharge of such cargo on or off the vessel.

114. HANDLING

The service of physically moving cargo between point of rest and any place on the terminal facility, other than the end of ship's tackle.

115. HEAVY LIFT

The service of providing heavy lift cranes and equipment for lifting cargo.

116. PORT LEGAL HOLIDAYS (For billing purposes only)

New Year's Eve.....	January 1
Martin Luther King's Birthday.....	3 rd Monday in January
Presidents' Day.....	3 rd Monday in February
Memorial Day.....	Last Monday in May
Independence Day.....	July 4
Labor Day.....	1 st Monday in September
Columbus Day.....	2 nd Monday in October
Veterans' Day.....	November 11
Thanksgiving Day.....	4 th Thursday in November
Christmas Day.....	December 25

In the event a legal holiday falls on a Saturday, it is celebrated on the preceding Friday, and in the event a legal holiday falls on a Sunday, it is celebrated on the succeeding Monday.

117. LOADING AND UNLOADING

The service of loading or unloading cargo between any place on the terminal or water and railroad cars, trucks, vessels, ferries, lighters or barges or any other means of conveyance to or from the terminal facility or water.

118. OPERATOR

Any person carrying on the business of furnishing wharfage, dock, warehouse, or other marine terminal services or facilities in connection with a common carrier by water in the United States or its possessions.

119. NON-OPERATING PORT

Port of Miami-Dade does not provide longshoremen, checkers or handlers for cargo or baggage; nor does it handle count, or provide guards or security for cargo and ships. These services are provided by franchised stevedoring, cargo handling, and steamship agency firms. A list of firms authorized to perform these services is available upon request from the Seaport Permit Section.

120. NOTICE OF VIOLATION

A notice issued by the United States Coast Guard or other federal, state or local agency for an alleged violation. The notice contains the applicable law or regulation violated and the corresponding proposed penalty and conditions to resolve the case.

122. PERSON

“Person” shall be defined in Florida Statutes Section 1.01 (3), and shall include without limitations municipal, governmental and public bodies and their agents, when such bodies or agents are using the Port terminal facility.

123. POINT OF REST

The area on the terminal facility which is assigned for the receipt of inbound cargo from the ship and from which area inbound cargo may be delivered to the consignee, and that area which is assigned for the receipt of outbound cargo from shippers for vessel loading.

124. PORT DIRECTOR

This term is synonymous with the term “Seaport Director”.

125. DANTE B. FASCELL PORT OF MIAMI-DADE (C)

This term is synonymous with the term “Seaport Department,” “Port,” “Port of Miami,” “Port of Miami-Dade,” “PortMiami” or “PortMiami-Dade”.

126. MULTI-DAY CRUISE PARKING REVENUE (C)

For purposes of multi-day cruise lines that have contractual multi-day cruise parking revenue sharing incentive rights, for clarification purposes, such multi-day cruise parking revenue sharing shall not include any parking revenue derived from or associated with daily cruises, non-revenue cruises, ferry services, cruises less than 24 hours in duration, cruises to nowhere, or any other category of service excluded from multi-day cruise parking revenue by or under any terms of this Tariff or the subject multi-day cruise lines’ respective preferential berthing or other contracts with the County.

128. PORT TERMINAL

One or more structures comprising a terminal unit, and including, but not limited to wharves, warehouses, covered and/or open storage space, cold storage plants, grain elevators and/or bulk cargo loading and/or unloading structures, landings and receiving stations, used for the transmission, care and convenience of cargo and/or passengers in the interchange of same between land and water carriers or between two water carriers.

130. SEAPORT DEPARTMENT

The department of Miami-Dade County created to operate, manage and develop the Seaport and terminal facilities of Miami-Dade County.

131. SHIP AGENT

The vessel representative responsible for the collection and payment of all charges assessed on a vessel for which they file a Request for Ship's Berth Assignment and provide accurate manifest documentation. All Ship Agents must be bonded and permitted by the Seaport Department to transact business at the Port of Miami.

132. SMALL BOAT

A vessel having a container/trailer capacity of 750 TEUs or less.

133. SMALL PASSENGER VESSEL

A passenger vessel with an overall length of less than 300 feet shall be deemed a "Small Passenger Vessel."

134. TARIFF

A publication containing the rates, charges, rules regulations and practices of any Person carrying on the business of furnishing wharfage, dock, warehouse, or other marine terminal services or facilities in connection with a common carrier by water in the United States or its possessions.

136. TERMINAL STORAGE

The service of providing warehouse or other terminal facilities for the storing of inbound or outbound cargo, including wharf storage, shipside storage, closed or covered storage, open or ground storage, bonded storage and refrigerated storage, after storage arrangements have been made.

137. USAGE

The use of the terminal facility by any rail carrier, lighter operator, trucker, shipper or consignees, their agents, servants, and/or employees, when they perform their own car, lighter or truck loading or unloading, or the use of said facilities for any other gainful purpose for which a charge is not otherwise specified.

138. VESSEL

Except as otherwise provided in individual items, the term "vessel" means floating craft of every description, and shall include in its meanings the term "owners and agents" thereof.

139. WHARF DEMURRAGE

A charge assessed against cargo remaining in or on terminal facilities after the expiration of free time unless arrangements have been made for storage. Wharf demurrage is also applicable to cargo remaining in or on terminal facilities after expiration of an authorized storage period.

140. WHARFAGE, CARGO

A charge, assessed against the cargo or vessel on all cargo passing or conveyed over, onto, or under wharves or between vessels (to or from barge, lighter, or water), when berthed at a wharf or when

Tariff No. 010

SECTION ONE: DEFINITIONS

moored in slip adjacent to wharf. Wharfage is solely the charge for use of wharf and does not include charges for any other service.

141. WHARFAGE, PASSENGER

A charge assessed against a passenger on a vessel, other than a crew member, when embarking from or debarking to port property. Passenger wharfage is solely the charge for use of wharf and other passenger facilities and does not include charges for any other service.

Section Two: General Rules & Regulations

Applicability of Tariff

200. APPLICATION OF TARIFF AND SUPPLEMENTS

The charges, rates, rules and regulations published in this tariff shall apply equally to all users of, and all traffic on the waterways and/or facilities owned and/or operated by Miami-Dade County, Florida under the jurisdiction of the Seaport Department, on and after the effective date of this tariff or any supplements thereto provided, however, that to the extent a separate and effective written contract approved by the Miami-Dade Board of County Commissioners expressly or specifically supersedes one or more items, rates, or provisions of this Tariff, the expressly or specifically superseding contract term(s) or rate(s) shall exclusively control, but only to the limited extent particular items, rates and/or provisions of this Tariff are expressly or specifically superseded thereby, with all non-superseded items, rates, and provisions of the Tariff (as may be amended by County from time to time) remaining applicable notwithstanding the existence of a Board-approved and Port related written contract.

Should there be any matter requiring clarification or interpretation of any tariff item, the Seaport Director, by delegation from the County, shall be the sole judge as to the application and interpretation of this tariff.

The Seaport Director shall have the authority to deny, cancel, refuse, suspend or revoke a company's permit when that company has violated tariff rules and regulations or has violated established Port procedures, or has withheld or falsified information, or has been involved in any type of unlawful activity.

202. CONSENT TO TERMS OF TARIFF

The use of the waterways and piers, wharves, bulkhead, docks and other facilities under the jurisdiction of the Seaport Department shall constitute a consent to the terms and conditions of this tariff, and evidence an agreement on the parts of the vessels, their owners and agents, and other users of such waterways and facilities to pay all charges specified in this tariff and be governed by all rules and regulations published herein provided, however, that to the extent a separate and effective written contract approved by the Miami-Dade Board of County Commissioners expressly or specifically supersedes one or more items, rates, or provisions of this Tariff, the expressly or specifically superseding contract term(s) or rate(s) shall exclusively control, but only to the limited extent particular items, rates and/or provisions of this Tariff are expressly or specifically superseded thereby, with all non-superseded items, rates, and provisions of the Tariff (as may be amended by County from time to time) remaining applicable notwithstanding the existence of a Board-approved and Port related written contract.

204. APPEALS

A right of administrative review exists for actions or inactions of the Port Director and/or the Department pursuant to Section 28A-7, Code of Miami-Dade County.

Tariff No. 010

SECTION TWO: GENERAL RULES & REGULATIONS

Administrative Restrictions, Limitations and Requirements

210. GENERAL RESTRICTIONS AND LIMITATIONS

The Seaport Department is not obligated to provide storage or accommodation for property which has not been transported, nor is intended to be transported by water to or from the Port; nor is it obligated to provide extended storage or other services beyond reasonable capacity of the facilities; nor is it obligated to provide extended storage for any property in the course of normal operations, beyond a period of time determined by the Port Director.

The Seaport Department is not obligated to accept any cargo, either inbound or outbound, which is not compatible with the accepted objectives of the Port and the established assurances to the community. The refusal of any such cargo is discretionary with the Port Director.

The Seaport Department is not obligated to issue any permit, including stevedore permit or renewal. The Seaport shall consider other factors such as the granting or renewal of a permit does not lead to duplication of services that could lead to destructive competition or a reduction of the quality of services to our customers and persons using the Port of Miami-Dade and its facilities, and does not lead the Port of Miami-Dade to uncertainty, disruption and/or unstable environment in the rendering of such services.

211. PORTMIAMI PERSONNEL FEES (A)

Port Related Industry and Special Events and Port User Requests for Port Services. Seaport users, customers, and tenants requesting, reserving or otherwise using PortMiami facilities or services, or both, for Port related industry or special events or otherwise shall be responsible for all applicable Tariff fees and requirements, including, without limitation, the costs of all Port provided or necessitated services, to be determined based on the below-listed rates, with a minimum of four (4) hours per event or requested service. Over time rates may apply depending on the length and hour of the event. The fee may be waived or reduced, in whole or in part, at the discretion of the Port Director for County or Seaport sponsored events.

Rates, per hour, per employee, with a minimum of 4 hours per event

	Regular Hours	Overtime Hours
Cruise Operations Escorts.....	\$30.00.....	\$46.00
Maintenance Mechanic.....	\$50.00.....	\$75.00
Mechanic Supervisor.....	\$59.00.....	\$89.00
Painter.....	\$42.00.....	\$63.00
Electrician.....	\$60.00.....	\$90.00
Carpenter.....	\$58.00.....	\$87.00
Custodial Worker.....	\$32.00.....	\$49.00
Custodial Worker Part Time.....	\$19.00.....	\$28.00
Labor Supervisor 2.....	\$48.00.....	\$73.00
Semi-Skilled Laborer.....	\$36.00.....	\$55.00

Tariff No. 010

SECTION TWO: GENERAL RULES & REGULATIONS

Laborer.....	\$40.00.....	\$59.00
Auto Equipment Operator 2.....	\$47.00.....	\$70.00
Office Support Specialist.....	\$33.00.....	\$49.00
Seaport Facilities Supervisor.....	\$69.00.....	\$103.00
Security SES.....	\$59.00.....	\$89.00
Security SES 2.....	\$71.00.....	\$106.00

212. DISCLAIMER FOR LOSS OR DAMAGE

The Seaport Department shall not be responsible for any damages to freight being loaded, unloaded, handled, stored, or otherwise present on its facilities, or for loss of any freight or for any delay to same.

The Seaport Department shall not be responsible for any loss or damage to freight on or in its facilities by reason of fire, leakage, evaporation, natural shrinkage, wastage, decay, animals, rats, mice, other rodents, moisture, the elements, discharge of water from sprinkler fire protection systems, or by or from any other cause.

The Seaport Department shall not be responsible for delay, loss or damage arising from riots, strikes, or labor disturbances of any persons, or for any loss due to pilferage or thievery, or to any other cause.

The Seaport Department shall not be responsible for any personal injuries or death resulting from any cause whatsoever on its properties or facilities.

The Seaport Department shall not be relieved from liability for occurrences which are caused solely by its own negligence.

213. PLACEMENT GOODS NOT TO BE BAILMENT

The placing of property of any nature, including cargo on Seaport property pursuant to this tariff shall not be construed under any circumstances as a bailment of that property, and Miami-Dade County, its officers, employees, and agents, shall not be considered as bailee of any property whatsoever.

214. ABANDONED CARGO

Any cargo on which charges have not been collected within 90 days shall be considered abandoned cargo. The Seaport Department reserves the right to remove any or all such property to another part of the premises, or remove it and place in storage off the Port at the risk and expense of the owner. The Seaport Department may retain possession of the property until all charges have been paid. When the Port Director determines final abandonment of cargo in any instance, he shall dispose of same under established County procedures.

215. PORT MIAMI ADMINISTRATIVE FEE (I)

A twenty percent (20%) administrative fee may be charged for (i) every special service contract/agreement Seaport staff is asked to execute and manage on behalf of a port user or (ii) any cost

Tariff No. 010

SECTION TWO: GENERAL RULES & REGULATIONS

incurred by or on behalf of the Seaport when exercising its rights under Tariff Item 260 or other self-help rights set forth in this Tariff No. 010 or otherwise. Special services could include, but are not limited to, requested Customs and Border Patrol, security, maintenance, repair, custodial and/or stevedoring services.

216. FURNISHING CARGO STATEMENTS AND VESSEL REPORTS (C)

All vessels, their owners and agents, and all other users of the waterways and facilities, shall furnish the Port Director copies of inbound or outbound manifest or other documents in a form satisfactory to the Port Director, or a full and correct statement, signed and certified to, on blanks furnished by the Seaport Department, showing weights or measurements of the various items discharged or loaded and the basis on which freight charges are assessed, within ten days after the arrival and/or departure of vessels, excepting Saturdays, Sundays and holidays.

It is the stevedores' responsibility to provide the Port of Miami-Dade with complete loading and discharge guides to verify the vessel manifest(s). Companies holding an active stevedoring permit at PortMiami are required to submit their final vessel loading and discharge reports for all vessels worked at the Port no later than 2 calendar days after vessel departure in a format acceptable to the Port Director. Arrangements to submit said reports are to be coordinated with the Port's Cargo Operations division.

217. LATE DOCUMENTATION ON SERVICE FEE

A service fee of one-half of one percent (1/2 of 1%) of total charges resulting from the calculation of charges reflected on such documents, for each 24-hour period or fractional part thereof, including Saturdays, Sundays and holidays, will be assessed for incomplete, incorrect, non-certified or late submission of documentation required for entry to the Port or for the calculation or verification of Port charges. This service fee shall be assessed in addition to all other penalties imposed by this tariff. The minimum service fee is ten dollars (\$10.00).

218. PAYMENT OF BILLS

All charges assessed under this tariff are due as they accrue, and invoices issued by the Port are due and payable upon presentation.

All invoices being disputed by or on behalf of port users, customers, or either's respective agents or employees must be disputed within 30 days of the invoice date.

Any invoice remaining unpaid the last day of the month following the month billed is delinquent, and the Port users billed will be placed on a delinquent list.

A delinquent invoice is subject to a late fee of one and one half percent (1-1/2%) simple interest for each month that said invoice remains delinquent at end of the month.

Tariff No. 010

SECTION TWO: GENERAL RULES & REGULATIONS

If collection procedures are pursued, an additional collection fee of up to 30% of the amount of the delinquent invoice will be added to the invoice amount. This collection fee will reimburse the Port for any amount due or paid to the Miami-Dade Finance Department for their collection effort. Payment of an invoice at PortMiami after the invoice has been sent to the Miami-Dade Finance Department for collection does not waive the collection fee.

Collection procedures include, but are not limited to, sending the delinquent invoice to the Collection Division of the Miami-Dade Finance Department at 111 NW 1st Street, 26th Floor, Miami, Florida 33128.

Payment for returned checks dishonored by the bank (NSF) shall be made pursuant to Florida Statute (F.S. 832.07). In the event where a Port user has presented more than one (1) NSF check to the Port for payment, the Port Director, at his discretion, may require the Port User to pay the Port via a cashier's check, payable from a local bank, or an alternative method of payment approved by the Port Director or his designee.

The Port assigns the responsibility for the collection and payment of all charges assessed on a vessel to the Ship's Agent Company authorized by the Seaport Director to file the Request for Ship's Berth Assignment for the vessel. The Port must be paid according to the terms stipulated in this tariff item regardless of when the Ship's Agent, vessel, its owners or agents are reimbursed.

The Port reserves the right to refuse the use of Port facilities and services to any Port user on the delinquent list and to demand payment of charges in advance before further services will be performed or facilities used.

Sales Tax

Rates and charges contained in this tariff are exclusive of any sales tax. Applicable sales taxes shall be paid to the Port at the time and by the entity responsible for payment of the tariff charges for which the tax is imposed.

Applicable sales taxes are further explained in Florida Statute Title XIV, Chapter 212 "Tax on Sale, Use, and Other Transactions". Current sales tax rate is 6.8% on Commercial Real Property Rental, and 7% on everything else.

Cruise and cargo shipping lines may elect to pay all invoices directly to the Port. Shipping lines choosing direct billing may contact the Port's permit section to set up the account, which still requires a permit, insurance coverage and payment guarantee, as per Items 714 and 222 of the Tariff.

On-Line Payments

Invoices can be paid on-line using the Port's SeaPal online service via e-checks. The Port also offers online payments for account replenishment for ground transportation using e-checks. There are no processing charges for any e-check transactions.

Tariff No. 010

SECTION TWO: GENERAL RULES & REGULATIONS

Parking and Ground Transportation invoices can also be paid online using a credit card subject to a 2.5% fee payable at the time of payment. This applies only to Parking and Ground Transportation invoices, all other invoices and fees can only be paid online using SeaPal via e-checks. As mentioned above, there are no processing charges for any honored and successful e-check transactions.

All ground transportation companies are required to pay for trip fees using the online services, using either the account replenishment method or making a payment on a one time basis. For companies that infrequently visit the Port, less than 5 times per year, prior arrangement for a trip and payment must be made and communicated through the permit section at the Port before the company's vehicle(s) visit the Port.

Shipping companies, cruise and/or cargo, or their agents, are required to pay all invoices via wire transfer or using the Port's SeaPal online payment service.

All e-check transactions which are dishonored by the servicing bank due to nonsufficient funds (NFS), will also be treated pursuant to Florida Statute (F.S. 832.07) and as previously noted in this section.

219. TEMPORARY EMERGENCY CHANGES TO TARIFF

The Seaport Director shall have the authority to implement emergency temporary changes to this Tariff to remain competitive with other ports. These temporary changes must be consistent with the provisions of Item 200, be documented and submitted to the Office of the Miami-Dade County Mayor, with copies to the County Finance and Budget Directors, and require a prior written finding by the Seaport Director that such changes will not result in the Seaport producing less Revenues (as defined in the Seaport's Bond Ordinance (Ord. No. 88-66) as amended) unless, in the opinion of the Seaport Director, overall Port rates, fees, rentals and other charges, as so changed, revised, or reduced, will produce sufficient Revenues to comply with the coverage and other requirements set forth in Section 501(c) of Ordinance 88-66 as amended.

If such temporary changes are to remain in place for a period of over twelve months or more than one fiscal year, they shall be submitted to the Board of County Commissioners for approval as part of the Seaport's budget for the following fiscal year.

220. ACCESS TO RECORDS

All vessels, their owners and agents, and all other users of the waterways and facilities, shall be required to permit access to manifests of cargo, passengers, railroad documents, and all other documents for the purpose of audit for ascertaining the correctness of reports filed, or for securing the necessary data to permit correct estimate of charges.

221. INDEMNIFICATION

All users of Port facilities shall indemnify and hold harmless the County and its officers, employees, agents and instrumentalities from any and all liability, fines, losses or damages, including attorneys' fees and costs of defense, which the County or its officers, employees, agents or instrumentalities may incur as a

Tariff No. 010

SECTION TWO: GENERAL RULES & REGULATIONS

result of claims, demands, suits, notices of violation, causes of actions or proceedings of any kind or nature arising out of, relating to or resulting from the users' use of Port facilities. All users of Port facilities shall pay all claims, fines and losses in connection therewith and shall investigate and defend all claims, suits or actions of any kind or nature in the name of the County, where applicable, including appellate proceedings, and shall pay costs, fines, judgments and attorneys' fees which may issue thereon, provided the County shall have given reasonable written notice of such matter with full right to defend and shall cooperate in such defense.

222. PAYMENT GUARANTEE

Users of the Port facilities are required to furnish the County with a Payment Guarantee, insuring the County against loss of any funds and indemnifying the County in full for the payment of bills that accrue as a result of dockage, notices of violation, cargo and passenger wharfage, water sales, storage, rentals, leases, warehousing, wharf demurrage, track rentals, electric current and any other charges that may accrue for services rendered by the County. The Port Director is authorized to determine and fix the amount of the required Payment Guarantee. The Port Director is also authorized to designate the persons who shall be required to post the bond required by this section.

Standard Lease (boilerplate) Agreement Lessees shall furnish to the Port a payment guarantee prior to occupancy of the leased space equivalent to the duration of the cancellation notification: thirty (30) days for a month to month lease term and ninety (90) days for 1 to 5 year lease terms. Lessee may elect to post said guarantee as an Indemnity Bond (Bond), an Irrevocable Letter of Credit (ILC) or via company check, provided the Bond or ILC (as applicable) is in a form acceptable to the County.

223. EMERGENCY TARIFF WAIVER FOR HURRICANES AND NATURAL DISASTERS

The Seaport Director or his designee, at his sole discretion, shall have the right to reduce or waive applicable Port fees for donated humanitarian relief efforts in case of a declared emergency by the President of the United States, the Governor of the State of Florida, or another state, or for a natural disaster suffered by a country served by an ocean carrier and/or cruise line customer of PortMiami.

Such waivers and/or reductions may include dockage, wharfage and crane rates per participating ocean carrier or cruise line. In lieu of Tariff rates, the Director shall have the right to reduce or waive rates set forth in the various County-approved cargo terminal agreements and/or approved agreements with cruise lines.

Such waivers and/or reductions shall be limited to those ocean carriers and/or cruise lines who are also waiving their transportation fees for donated hurricane relief supplies relating to food, lodging, medicine, construction materials and equipment, and/or resources provided by governmental or charitable agencies. In order to qualify for such waiver or reduction, the participating ocean carrier or cruise line must verify and provide documentation to the Port, including a manifest or certified statement identifying those items that may qualify for such waiver or reduction.

Tariff No. 010

SECTION TWO: GENERAL RULES & REGULATIONS

224. INSURANCE (C)

The rates and charges published in this tariff do not include any insurance of any nature. All permitted users of the Port facilities are required to carry both Comprehensive General Liability Insurance and Auto Liability Insurance. Certificates of Liability Insurance must show Miami-Dade County as Certificate Holder and indicate that insurance coverage meets the following minimum requirements: (1) Commercial General Liability Insurance on a comprehensive basis in an amount not less than \$300,000 combined single limit per occurrence for bodily injury and property damage; and (2) Automobile Liability Insurance in an amount not less than \$300,000 combined single limit per occurrence for bodily injury and property damage. Miami-Dade County must be shown as an additional insured with respect to both policies. Additional coverage may be required pursuant to other sections of this Tariff. Cartage companies are required to carry a minimum of \$1,000,000 liability insurance.

Companies unable to provide valid proof of insurance (other than TNCs/TNEs) will be immediately required to cease operations and will have their permits automatically suspended until valid proof of insurance is received and validated by the Permits Section. Companies falsifying insurance documentation will be automatically subject to a \$1,000 fine and the immediate suspension of the permit for a duration determined by the Port Director or designee.

Insurance Requirements for Cartage Companies

All cartage companies doing business at PortMiami must comply with the insurance requirements set forth in Section 224 of this Tariff and must provide the Permits Section with a Certificate of Liability Insurance listing all insured drivers and vehicles. Any and all changes to the company's driver/fleet schedule must be reported immediately. It is the company's responsibility to maintain their company's driver and insurance records up to date. Failure to do so may result in the suspension of the company's permit for a period determined by the Port Director or designee.

Information submitted by the insurance company and/or the managing general agent concerning insured drivers/vehicles will be compared to the Port's identification system as to the number of issued Port ID cards. Any discrepancies must be remedied within two (2) business days after notice from the Port, or in the event a permit holder has a discrepancy more than twice in a fiscal year, a fine of \$1,000 will be assessed for the first violation. The second violation will result in the suspension of the permit.

All drivers renewing their Port identification cards must show proof of insurance and/or approval of insurance to the Port's Identification & Credentialing Section. A cartage company's failure to report a change in an employee's work status (termination) within 7 days after the change may result in suspension of the Port business permit. Reactivation and addition of any cartage company's drivers will be granted only after verifying that the cartage company is in compliance with the insurance requirements.

If a driver and truck fail to prove insurance coverage on any spot check while at the Port, the vehicle and driver may be required to leave the Port immediately.

Tariff No. 010

SECTION TWO: GENERAL RULES & REGULATIONS

All cartage company drivers wishing to work for two companies on one (1) Port identification card must show endorsement and proof of insurance coverage covering the driver's work for each such cartage company from both companies of record.

Insurance Requirements for Stevedores

All stevedores are required to furnish certificates of insurance to the Port and to the crane maintenance management company (Port of Miami Crane Management, Inc.) who reserves the right to deny use of the crane(s) to any firm supplying false, incomplete or misleading insurance information.

Stevedores Legal Liability Insurance and Comprehensive General Liability Insurance coverage shall be provided as liability against damages resulting from loading and unloading vessels by the stevedore. This insurance shall be a minimum of \$5,000,000.00 for each occurrence. Insurance coverage must include USL&H (United States Longshoremen and Harbor Association) coverage as required by the Longshore Act.

Miami-Dade County, Florida (Port of Miami-Dade) and the crane maintenance management company shall be named as additional name insureds.

These requirements are in addition to previous insurance requirements per other sections of this tariff. The above insurance policies shall not be canceled or allowed to expire until thirty days after the PortMiami has received written notice thereof from the insurance carrier.

226. RETURNED CHECK SERVICE FEE

A service fee will be assessed for the collection of a dishonored check, draft, or other order for the payment of money to the Port of Miami-Dade, including for collection of unsuccessful or dishonored e-checks transactions, in accordance with the rate structure established by Miami-Dade County, in Administrative Order 4-86. This service fee shall be in addition to all other penalties imposed by this tariff.

227. INAUGURAL ACTIVITIES (C)

In order to promote PortMiami, attract new business and remain competitive with other ports, upon written request, the Seaport Director may authorize a reduction or waiver of dockage (not to exceed three days), passenger wharfage, and harbor fees for inaugural activities for vessels to be homeported in Miami.

Upon receipt of an advance written request, prior to the vessel's first call, to waive or reduce fees for inaugural activities, the Seaport Director may authorize such waiver or reduction under the following conditions:

- A. Vessel is new to the Port of Miami-Dade;
- B. Vessel will be homeported at the Port of Miami-Dade for the first time; and
- C. Inaugural activities are limited to no more than three sailings and are promotional in nature with non-revenue customers only.

Section Three: Rules & Regulations for Vessels

Navigation

230. ANCHORAGE OR OBSTRUCTION IN TURNING BASINS AND CHANNELS

It shall be unlawful for any person, firm or corporation whether as principal, servant, agent, employee, or otherwise, to anchor any vessel, boat, barge or other watercraft of any kind in any of the turning basins or channels in the Port of Miami-Dade, or to otherwise obstruct navigation, except in cases of actual emergency.

232. LIGHTS AT NIGHT

All vessels, barges or other watercraft, while anchored, moored, or maneuvering in the waterways of the Port of Miami-Dade, must at all times of the night show proper lights.

234. POLLUTION OF AIR AND WATER

It shall be unlawful for any person, firm or corporation to deposit, place or discharge into the waterways of the Port of Miami-Dade, any ballast, dunnage, sanitary sewage, butcher's offal, garbage, dead animals, gaseous liquid or solid matter, oil, gasoline, residuum of gas, calcium, carbide, trade waste, tar or refuse, or any other matter which is capable of producing floating matter or scum on the surface of the water, sediment or obstruction on the bottom of the waterways, or odors or gases of putrefaction.

All vessels and all persons using Port facilities shall take every precaution to avoid pollution of the air. County air pollution control procedures will be strictly enforced.

In addition to these regulations, all appropriate federal, state and local laws, rules or regulations pertaining to air and water pollution shall be rigidly observed.

In the event of a pollutant spill onto the property or into the waterways at the Port of Miami, the party(s) responsible for the spill shall take immediate actions to clean up the spill, regardless of where the spill occurs and regardless of whether the spill occurs on land leased or otherwise controlled by such party(ies). Cleanup is to be accomplished in the shortest time possible, using industry approved methods, so as to limit in every way possible, damage to the environment.

In any instance where it is determined by the Port of Miami that cleanup efforts are not being undertaken in a timely and/or adequate manner by the responsible party(s), the Port of Miami may order resources, as necessary, to commence and complete the pollutant spill cleanup. In such cases, the full cost of the cleanup plus an administrative fee of 15% will be charged to the responsible party(s). In instances where a vessel is a responsible party, full payment of the cleanup costs, including administrative fee, must be paid by the franchised agent or vessel representative before the vessel will be permitted to sail from the Port of Miami. In instances where a vessel is prohibited from sailing due to failure to pay cleanup costs as prescribed by this Item, dockage charges will continue to be applied until such time as vessel sails from

Tariff No. 010

SECTION THREE: RULES & REGULATIONS FOR VESSELS

the Port of Miami. In the event any oil or hazardous substance is discharged or released into or upon any navigable waterway in a harmful or reportable quantity, the responsible party shall immediately notify the National Response Notification Center (1-800-424-8802) per USCG Requirements.

236. SPEED

It shall be unlawful for vessels or other water craft to proceed at a speed which will endanger other vessels or structures or to cause wake damage. All applicable federal, and local rules and regulations apply.

Berthing

240. APPLICATION FOR BERTH (C)

The agent for a vessel desiring a berth at the Port of Miami-Dade shall, as far in advance of the date of docking as possible, make application to the Port of Miami-Dade berthing office in writing or electronically in the manner prescribed for a berth specifying the name of vessel, size, the date and estimated time of arrival, date and time of sailing, and the nature and quantity of cargo, if any, to be loaded or unloaded.

A rail operator or the agent for same desiring temporary use of any on-Port rail track or facility, or both, shall, as far in advance of the desired date as possible, make application to the Port of Miami-Dade in writing or electronically in the manner prescribed for a track and/or other requested rail facility specifying the date and times of such use and the specific track(s) and facilities sought, the length of train, and any other information that may be requested by the berthing office or other Port staff.

241. ASSIGNMENT OF BERTH AND RAIL FACILITIES (C)

All berthing and rail track and facility assignments shall be made by the Seaport Department and must be rigidly observed.

Any vessel which does not adhere to an established arrival schedule and conflicts with berth assignments previously made may, at the discretion of the Port, be assigned an alternate berth or await the vacancy of a preferred berth.

Port of Miami-Dade reserves the right to assign berths, tracks, and rail facilities for the optimal utilization of the Seaport's facilities and may impose time limits and other conditions in connection with the assignment of Port berths, gantry cranes, railroad tracks, and/or other Port facilities.

242. CHANGE OF BERTH

Every vessel, boat, barge or other craft must, at all times, have on board a person in charge with authority to take such action in any actual emergency as may be necessary to facilitate common navigation or commerce, or for the protection of other vessels or property. The Port Director has discretionary authority to order and enforce the removal or change the berth or location of any vessel, boat, barge, or other water craft at its own expense, to such place as he may direct, for the purpose of facilitating

Tariff No. 010

SECTION THREE: RULES & REGULATIONS FOR VESSELS

navigation or commerce, or for the protection of other vessels or property, and it shall be unlawful for the master, owner or agent of such vessel to fail, neglect, or refuse to obey any such order.

If there is no responsible person available, or if the person in charge refuses to shift the vessel as directed, the Seaport Department shall have the vessel shifted at the risk and expense of the vessel.

243. UNAUTHORIZED BERTHING

Any vessel berthed in an unauthorized manner or shifted without approval of the Seaport Department shall be subject to an assessment in the amount equal to twice the published dockage fee. Such vessel may be moved to a properly designated berth without notice by the Seaport Department at the owner's risk and expense.

244. VESSEL TO BE CONTINUOUSLY WORKED

Any vessel accepted for berthing at the Port of Miami-Dade may be required to be worked continuously to completion, even with overtime, if necessary, when the assigned berth or the Port of Miami-Dade is declared congested by the Port Director.

Any vessel refusing to honor this requirement shall be considered as unauthorized berthing and the provisions of Item 243 shall apply.

245. VESSEL FIRE NOTIFICATION

In case of fire on board a vessel docked in Port, such vessels should sound a continuous ringing of ship's electrical bell or continuous sounding of ship's horn, to indicate a fire on board, or on the wharf at which the vessel is berthed. Such signal should be repeated at intervals to attract attention and be used as an additional method for reporting a fire.

246. MAN OVERBOARD

When a person falls overboard, the ship internal alarm bell should sound three (3) long rings and ship whistle should blow three (3) long blasts to notify the crew on board and the other ships in nearby vicinity.

247. TUG REQUIREMENTS (I)

All tug companies holding a business permit with the Port of Miami must have at least one tractor tug in their fleet available at the Port. Should the permitted company determine that a named tug is to be temporarily taken out of service for repairs, dry docking, temporary re-assignment, or permanently relocated from the Port, a substitute tug of equal or greater capabilities must be available at the Port prior to the removal of the tug being replaced at the permitted company's expense. In all cases, the permitted company must, prior to taking such action, notify the Port Director or designee in writing of the planned change(s).

Only after receiving concurrence from the Port Director or designee, can the change(s) be made. Said concurrence will not be unreasonably denied. Failure to provide a substitute tug and hindering cargo and/or cruise operations may result in a \$5,000.00 disruption fee per impacted cargo/cruise call.

Tariff No. 010

SECTION THREE: RULES & REGULATIONS FOR VESSELS

Minimum Tug Assist Vessel Requirements – Per Individual Company

- At least one (1) operational 6,500 horsepower; 80 ton
- Have adequate vessel fenders to sufficiently and safely perform all berthing assistance and maneuvers with each class of ship and barge
- Be equipped with multiple frequency bridge-to-bridge transceivers for communicating among ships and barges, tug, PortMiami Berthing Office, and harbor pilots
- Must comply with all applicable United States Coast Guard inspection, safety, and other requirements and minimum standards applicable to tugs or other towing vessels.

Section Four: Rules & Regulations for Wharves

Allocation of Space

250. GENERAL

The Port Director shall control the allocation of the space, covered or open on the Seaport properties. All persons using port property in any manner shall strictly comply with such allocations. The Port Director is authorized to move freight or other articles, at owner's or agent's expense, in order to enforce this item.

In all cases, the objective of space allocation is to insure maximum flexibility and utilization of available space, both covered and open, and the Port Director shall be the sole judge in the matter.

252. LEASING

Where leasing is involved as for office, warehouse or open ground space, normal County procedures and requirements shall be followed in addition to those set out in this tariff.

254. THIRD PARTY CONTRACTS

Users of the port properties shall not assign or transfer any right or privileges granted to it under the terms and conditions of any contractual agreement to which it is a party with the County, nor shall the users of the port enter into a contract with a third party involving the use or allocation of Seaport properties without the prior written approval of the Port Director.

Wharves

260. CLEANLINESS OF PREMISES (A)

All stevedores, terminal operators, vessels and their owners, agents, and all other users of the facilities shall be held responsible for the general cleanliness of their property which has been allocated, assigned or leased to them. This shall include those parts of the aprons, gutters, rail docks and truck docks used in connection with any specific loading, unloading or handling operations and yards.

If such users do not properly clean the facilities or property they have been using or assigned, the Port Director may order the property cleaned and placed in good order and charge the users responsible at the following charges:

Sweeper and staff.....\$200.00 per hour
Overtime (hour x 1.5).....\$300.00 per hour
Holidays (11 per County).....\$400.00 per hour

Or

The Port Director, or his designee, may elect to utilize a third party (janitorial company, etc.) to effect the needed cleaning/housekeeping operation at the going rate at the time normally charged by the company selected plus a 20% administrative fee as calculated on the total of any invoice/s submitted by the company for the services rendered.

Tariff No. 010

SECTION FOUR: RULES & REGULATIONS FOR WHARVES

Tenants unable to perform these services may request these services on an as needed or regularly scheduled basis through the Seaport's Facilities Maintenance Division. These rates will require review annually.

261. BOAT CRADLE REMOVAL

It is the responsibility of the stevedoring company to remove, or have removed, any empty yacht/boat cradles from the dock aprons and other common use areas within the Port of Miami no later than 24 hours following the yacht/boat being removed from the cradle. Failure to comply will result in a charge of \$800.00 per day, per cradle, until removed. This fee will be assessed to the responsible stevedoring company.

262. DAMAGE TO FACILITIES

Vessels, their owners or agents, and all other users of the Port facilities or equipment shall be held financially responsible for any damage sustained while the facilities or equipment are in their control or which are occasioned by them. The Seaport Department may detain any vessel or other watercraft responsible for damage to the facilities until sufficient security has been given for the amount of damage. It shall be the responsibility of the users of the facilities or equipment to report any damages to the Seaport Department immediately.

264. EMERGENCIES

Anyone on the Port property at any time becoming aware of an emergency situation of any nature should call "911" (Miami Dade Police/Fire Rescue) first and then contact Seaport Security by calling 305-329-4049 (PortMiami Security), while taking such immediate direct action as may be appropriate.

266. EXPLOSIVES INFLAMMABLES OTHER HAZARDOUS MATERIALS

Conveyors of Certain Dangerous Cargo (CDC), as defined in the Code of Federal Regulations (CFR) must comply with all CFR requirements and obtain approval from the United States Coast Guard before such dangerous cargo is handled over or received on the wharves or other facilities of the Seaport. Failure to obtain approval shall be construed as an incomplete, inaccurate and/or late submission of documentation, and subject to provisions of Item 217 in this Tariff.

Any cargo, including transshipments, which requires, for transport purposes, special labeling as hazardous, explosive, dangerous, flammable, radioactive, poisonous or gas is not allowed to remain on the Port overnight without prior, written notification to the Port Director or designee. Wharf Demurrage Charges shall apply after 24 hours.

268. LOITERING ON PORT PROPERTY

It shall be unlawful for any Person to loiter upon the properties of the Seaport Department. It shall be unlawful for unauthorized Persons to enter any cargo movement or handling areas, designated cruise operational areas, or any secured/restricted areas under the PortMiami Facility Security Plan.

Tariff No. 010

SECTION FOUR: RULES & REGULATIONS FOR WHARVES

Persons using the Port facilities do so at their own risk, and the Seaport Department will assume no responsibility for injuries or damages sustained.

270. SIGNS (C)

Painting signs on structures belonging to the Seaport Department is prohibited without prior approval. Signs to be erected on the Port shall be furnished by the Port users and erected or placed by the user after the Port Director shall have approved the design, material and size of said signs. All signs shall be uniform and must comply with all applicable laws, ordinances, and other sign requirements.

272. SMOKING

It is strictly prohibited and unlawful for any Person to smoke inside any building located on the Port, in accordance with the Florida Clean Indoor Air Act of 1987, as amended by the State Legislature in 1992, and the Miami-Dade County Administrative Order No. 8-6, as amended April 7, 1994. Further, smoking restrictions on outdoor smoking may be as posted.

274. SOLICITATION

It shall be unlawful for any Person to solicit or carry on any business on the Seaport property without first obtaining a permit from the Seaport Department of Miami-Dade County as required by this tariff, by Ordinance No. 64-22, and subject to having the required occupational licenses.

276. VEHICLES

It shall be unlawful to park automobiles in any restricted area or to park any automobile, truck, trailer or any other vehicle in loading zones for any longer period than is necessary to load or discharge cargo or passengers. Parking is permitted in PortMiami FSP secured/restricted areas for Federal, State, and local first responders and Miami-Dade County Seaport authorized vehicles, as well as vehicles with a valid Special Dock Permit or Work Zone Authorization.

278. SECURITY

It shall be the responsibility of all Seaport users and tenants to provide their own security personnel when they have cargo or other property on the Seaport that has a high susceptibility to theft. Security personnel so employed and utilized within a secured area/restricted area and/or area of cargo operations shall have in their possession a Seaport identification card issued in compliance with Chapter 28A of the Code of Miami-Dade County Seaport Security and Operations; and a Transportation Worker Identification Credential (TWIC) Card issued in compliance with Transportation Security Administration (TSA) Federal requirements.

All security personnel so employed, whether armed or unarmed, shall be able to converse in the English language, and be licensed by the State of Florida.

Tariff No. 010

SECTION FOUR: RULES & REGULATIONS FOR WHARVES

Seaport users and tenants intending to utilize security personnel, other than those security companies permitted to do business on the Seaport on a permanent basis, shall provide written notice at least 24 hours prior to their utilization. Such notice shall be addressed to the Seaport Security Division Chief, with a copy provided to the Cargo Operations Duty Officer.

280. WHARF OBSTRUCTION

Stevedores' tools, appliances, equipment, vehicles, or any other material or object which is not part of the cargo will not be permitted to remain on the wharves and wharf premises, or in the transit sheds, except at the discretion of the Port Director.

Cargo or gear will not be stored on the aprons, in driveways, roadways, on railroad tracks or any other locations that would hamper normal Port operations without specific approval of the Seaport Department.

If not removed when so ordered, it shall be subject to removal by the Seaport Department at the agent's expense, at cost plus 100%.

Section Five: Dockage

Dockage

300. BASIS OF CHARGE

Dockage shall be based on the highest gross registered tonnage or the overall length of the vessel as shown in Lloyd's Register of Shipping, ship registry papers or yard papers. However, the County reserves the right to admeasure any vessel when deemed necessary and use such admeasurement as the basis for dockage.

302. DURATION OF DOCKAGE

Dockage shall commence when a vessel is made fast to a wharf, pier, bulkhead structure, or bank or to another vessel so berthed, and shall constitute one day's dockage for the ensuing 24-hour period or any part thereof. Any part of a subsequent 24-hour period shall be construed as an additional day until such vessel has vacated the berth. Dockage is based on straight running time. Shifting from one assigned berth to another or sea trials shall not interrupt the straight running time. In the event of multiple daily sailings for the same vessel, only one dockage fee per 24-hour period will be assessed.

303. DOCKAGE FOR CULTURAL, CHARITABLE EVENTS

Upon submission of a written request and at the Port Director's discretion, non-home-ported vessels docked at the port for cultural, educational, and/or charitable events may be exempt from dockage charges.

304. DOCKAGE FOR UNAUTHORIZED BERTHING

Any vessel berthed in an unauthorized manner or shifted without approval of the Seaport Department shall be subject to dockage in an amount equal to twice the published fee. (See also Item 246)

305. DOCKAGE RATES FOR TUGS

The Port will provide non-fixed dockage for berthing permitted tugs engaged in tugboat towing and related services. All berths shall be assigned by the Seaport Operations Berthing Office. The Port reserves the right to move or rotate the berth locations to accommodate commercial shipping and/or cruise traffic.

306. DOCKAGE CHARGES EXCEPT GOVERNMENT VESSELS AND OCEAN RESEARCH VESSELS (A)

Cruise passenger vessels shall be assessed dockage on the basis of each gross registered ton per 24-hour period or fraction thereof at the rate of\$.405*

Intercoastal Tug and Barge Lines providing container service between Miami and other continental U.S. ports will not be assessed dockage charges while they are loading or discharging containers. Special rates for these services are listed under Cargo Wharfage Charges.

Tariff No. 010
SECTION FIVE: DOCKAGE

All other vessels shall be assessed dockage based on gross registered ton per 24-hour period or fraction thereof at the rate of.....\$.405

In the absence of reliable tonnage data, vessel shall be assessed for each lineal foot per 24-hour period or fraction thereof at the rate of.....\$3.91

* Excluding inaugural activities for homeport ships at the discretion of the Port Director, as per Item 227.

308. DOCKAGE CHARGE FOR MILITARY, HISTORICAL, HERITAGE VESSELS (A)

U.S. Naval vessels, U.S. Coast Guard, foreign Naval vessels, and historical and/or heritage vessels visiting the Port of Miami-Dade, shall be assessed dockage on the basis of each displacement ton per 24-hour period or fraction thereof at the rate of\$.27

309. DOCKAGE CHARGES FOR OCEAN RESEARCH VESSELS (A)

Ocean research vessels shall be assessed dockage on the basis of each gross registered ton per 24-hour period or fraction thereof at the rate of\$.293

310. MINIMUM CHARGE

The minimum charge for dockage, per day or fraction thereof, shall be Two Hundred Fifty Dollars (\$250.00).

311. BERTHING FOR CLEARANCE

Vessels docking only for U.S. Customs, Immigration and Naturalization Service or Agriculture Department clearance will be granted two-(2) hours free time. After the initial two-(2) hour free period, regular applicable dockage rates shall apply per 24-hour period or fraction thereof.

312. DOCKAGE RATES FOR VESSEL WET DOCKING (C, I)

Upon approval of the Port Director, with written application to the Port Director or designee, when proper berthing space is available, vessels calling for the purpose of wet docking, for repair or lay up, bunkering, sludge/garbage disposal, water intake and provisioning, the following dockage rates will apply:

From day one.....50% of Tariff, per day

For cruise vessels subject to the U.S. Centers for Disease Control and Prevention COVID-19 related No Sail Order dated April 9, 2020, as same may be extended,20% of Tariff, per day

Notwithstanding the foregoing paragraph, on any days during which passengers embark or disembark, or cargo is loaded or unloaded, dockage will be charged at 100% of Tariff.

313. DOCKAGE CHARGES FOR MIAMI-DADE COUNTY AGENCIES

All Miami-Dade County agencies/departments shall be assessed a monthly dockage fee of.....\$500.00 per month

Tariff No. 010
SECTION FIVE: DOCKAGE

Each additional vessel from the same agency shall be assessed a monthly dockage fee of\$250.00

Section Six: Wharfage

Wharfage

404. SHIP'S STORES

No charge for wharfage will be made on ship's stores.

405. CALCULATION OF CARGO TONNAGE

Only full tons will be used when calculating cargo tonnage subject to wharfage rates. Manifest weight totals expressed in pounds will be converted to the nearest full ton as follows: Fractions over a full ton, but less than 0.5 (2) will be dropped; when 0.5 or more, the next highest ton figure will be used.

406. CARGO WHARFAGE CHARGES (A)

ALL ARTICLES – not otherwise provided for, per ton.....	\$3.38
AUTOMOBILES AND MOTORCYCLES, per unit.....	\$11.26
BUSES & TRUCKS, per unit.....	\$16.88
OTHER HEAVY EQUIPMENT, per ton.....	\$3.38
OPEN FRAME TYPE CAR CARRIERS, single or multiple, each.....	\$3.38
TRAILERS of any type (exclusive of loaded cargo), tare weight, per ton.....	\$2.26
CONTAINERS of any type, empty or full (exclusive of bins with personal goods), per TEU.....	\$41.12
YACHTS/BOATS, whether off-loaded or on-loaded onto pier or water, per foot,	
up to 25 ft.....	\$3.38
over 25 ft.....	\$12.38
Minimum Invoice.....	\$32.00
TRANSSHIPMENT RATES	
Per container (inclusive of wharfage and tare rates, and, as to cargo subject to dockage-inclusive TEU rates, if so provided in applicable cargo terminal agreements with the County, inclusive of dockage as well).....	\$20.00
PERSONAL GOODS, per bin, wheeled or not wheeled, weighing less than one (1) ton Loaded in the ship's hull (in lieu of a container charge).....	\$10.00

407. PASSENGER WHARFAGE CHARGES FOR SMALL PASSENGER VESSELS (A)

All passengers, same vessel, Embarking onto a Small Passenger Vessel, which berths at PortMiami a minimum of 175 calls in a given Fiscal Year (including security charge), per passenger.....\$5.28

All passengers, same vessel, Debarking from a Small Passenger Vessel, which berths at PortMiami a minimum of 175 calls in a given Fiscal Year (including security charge), per passenger.....\$5.28

The Small Passenger Vessel wharfage rates set forth in this Tariff Item 407 shall only apply to passengers Embarking to and/or Debarking from Small Passenger Vessels, which berth at PortMiami a minimum of 175 calls in a given Fiscal Year.

408. PASSENGER WHARFAGE CHARGES EXCEPT SMALL PASSENGER VESSELS (A)

Vessels offering multi-day cruises: *

All Passengers, same vessel, Embarking (including security charge) each\$13.12

Vessels offering multi-day cruises: *

All Passengers, same vessel, Debarking (including security charge) each\$13.12

Port-of-call vessels:

Per manifested passenger.....\$13.12

* Excluding inaugural activities for homeport ships at the discretion of the Seaport Director, as per Item 227.

414. TRANSSHIPMENTS

Waterborne inbound cargo received at a terminal from a vessel for subsequent reloading which is not removed from the Port of Miami-Dade, and is reshipped aboard another vessel in waterborne commerce from the Port of Miami-Dade, will be assessed a wharfage rate on the inbound movement only based on the rates set forth in Item 406 Tariff #010.

In order for cargo to be entitled to this transshipment provision, it is required that the owner and/or agent designate upon entry at the Port of Miami-Dade that such cargo is to be transshipped and that a copy of the "Transshipment Cargo Log" be presented with the outbound cargo manifest.

This special transshipment provision shall not apply to trailers or containers, except as noted below. Trailers and containers, empty or loaded, will be assessed wharfage on both inbound and outbound movements and will be allowed two free time periods.

Loaded waterborne containers and trailers that are discharged from a vessel and subsequently reloaded upon a vessel without the cargo being rehandled in any way and is exported within 30 days will be assessed wharfage on the inbound leg only. It is required that the owner and/or agent designate upon

Tariff No. 010

SECTION SIX: WHARFAGE

discharge at the Port of Miami-Dade that such loaded container or trailer is to be transhipped and that a copy of the "Transshipment Cargo Log," which clearly identifies the inbound vessel and voyage number, be presented with the manifest of the outbound vessel.

The provisions of this Item shall not apply to wharfage rates that are discounted or established by negotiated contract unless so designated.

Section Seven: Wharf Demurrage & Terminal Storage

Wharf Demurrage

500. FREE TIME ALLOWANCE

Inbound and outbound cargo shipped or transshipped through the Port shall be allowed 10 days free time (including weekends and legal holidays).

Upon submission of a written request and approval by the Port Director, bulk commodities and break bulk cargo shall be allowed up to an additional free time.

502. COMPUTATION OF FREE TIME

Outbound Cargo

The free time allowed for assembling outbound cargo shall commence at 12:01 a.m. of the day following placement of the cargo on the Port. The days during the loading of a vessel shall not be counted as wharf demurrage days.

It shall be the responsibility of the Port users to clearly state on the Vessel Report forms, provided by the Seaport Department, in the space provided thereon, the first day of loading. Failure to provide this information will result in the Seaport Department computing demurrage using the date of the ship's arrival.

Inbound Cargo

The free time allowed for removing inbound cargo shall commence at 12:01 a.m. of the day following the day the vessel completes discharging.

504. WHARF DEMURRAGE CHARGES (A)

All cargo remaining on the Port after the free time period and not accepted for storage shall thereafter be assessed a wharf demurrage charge on the same weight basis as wharfage as follows:

1. For each of the first 7 days or fraction thereof, per ton or fraction thereof.....\$1.33
2. For the 8th and all succeeding days, or fraction thereof, per ton or fraction thereof.....\$2.08

The minimum invoice for wharf demurrage shall be.....\$100.00

506. NON-SHIPMENT BY WATER

Cargo delivered on the Port for export and not loaded on a vessel berthed at the Port of Miami-Dade and subsequently moved inland from the Port is subject to wharf demurrage charges with no free time allowance commencing with the date of arrival on the Port.

Tariff No. 010

SECTION SEVEN: WHARF DEMURRAGE & TERMINAL STORAGE

508. TERMINAL STORAGE CHARGES (A)

Upon application to the Port Director prior to arrival of the vessel at Port, and at his discretion, certain types of freight or cargo may be accepted for storage, for specified periods, with charges to be assessed as follows:

A - Charge for first month, or fraction thereof.

B - Charge for second month, or fraction thereof.

C - Charge for third month and each succeeding month, or fraction thereof.

	A	B	C
TERMINAL STORAGE:			
Closed or covered, per ton			
All items N.O.S.	\$13.04	\$26.20	\$39.29
Lumber, per ton	\$26.09	\$26.20	\$88.38
Automobiles per days	\$21.92	\$66.38	\$157.29
Paper, newsprint in rolls	\$9.82	\$11.77	\$13.71

Terminal Storage:

Open or (uncovered) ground, per ton

All items N.O.S.	\$9.82	\$19.67	\$39.29
Lumber, per ton	\$9.82	\$19.67	\$66.38
Automobiles per day	\$13.04	\$43.99	\$104.28
Trucks, buses, vehicles p/day	\$26.20	\$88.38	\$209.42
Trailers, containers, chassis,			
Loaded/empty 20 FT	\$13.04	\$43.99	\$104.28
Over 20 FT	\$26.20	\$88.37	\$209.42
Boats/yachts (cradled or trailered)			
Including empty cradles or trailers	\$101.07	\$341.09	\$808.67
Steel and aluminum materials, per ton	\$8.43	\$28.44	\$67.41

NOTE: Upon submission of a written request and approval by the Port Director, bulk commodities and break bulk cargo shall be allowed up to 30 days free time.

512. MINIMUM STORAGE CHARGES

The minimum invoice for either terminal storage charges or open storage charges shall be.....\$ 85.00

Section Eight: Container Crane Facility

Container Gantry Crane Facility

550. CONTAINER GANTRY CRANE RULES AND REGULATIONS

Any authorized stevedore (crane user) wishing to use container gantry crane(s), including all attached and ancillary parts and equipment [hereinafter referred to as "crane(s)"] shall make application for crane(s) rental use 12 hours prior to start-up time. Such applications shall specify the date and time of proposed use, the estimated length of use and number of cranes needed. The crane user shall return the crane(s) without delay, upon completion of his operations.

The crane user shall provide all necessary operators and perform all stevedoring required in connection with container crane(s) use.

When the crane(s) is/are ordered but not used, and orders are not modified or canceled within 6 hours, standby time for maintenance personnel will be assessed at the current labor rates, subject to a minimum charge of two hours straight time or four hours overtime.

Any incurred cost is the responsibility of the user; such as balance of guarantees, meal hours, or any other costs not covered under rental fee or start-up and secure.

It shall be the ship's responsibility to stow all of its cranes in an offshore position prior to the time that the container gantry cranes are put into service.

In the event that it is necessary to use the ship's cranes for any reason while the container gantry cranes are still in use at any time prior to the container gantry cranes' complete removal from the vessel, the container gantry cranes shall have the absolute right of way and all movements of the ship's cranes will be subservient to the container gantry cranes' movements and operations. Accordingly, it will be the responsibility and obligation of the ship and its stevedores to keep a proper lookout and to ensure that the movements or operation of the ship's cranes do not interfere with the operations or movements of the container gantry crane.

The ship will not begin to move its cranes into sea position until after the container gantry crane has fully completed its operations and movements and is fully clear from the ship and its cranes.

It shall be the stevedore's responsibility to assure that the ship is aware of and complies with its responsibilities to stow and operate its cranes in conformance with these regulations.

Tariff No. 010

SECTION EIGHT: CONTAINER CRANE FACILITY

560. CRANE RATES (A)

Container Gantry Crane rental rates per hour are as follows:

Gantry Crane(s) (without operator)	Regular Hours.....	\$932.55
	Overtime Hours.....	\$1,040.78
Small Boat	Regular Hours.....	\$766.02
	Overtime hours.....	\$872.28
Standby time per hour (all cranes)	Regular hours.....	\$274.36
	Overtime hours	\$396.50
Labor Only for start-up and shutdown, per hour or fraction thereof	Straight Labor.....	\$214.63
	Overtime Labor.....	\$292.09
	Meal Straight Labor.....	\$369.54
	Meal Overtime Labor.....	\$524.43

Minimum rental period per crane is 4 hours per steamship line. Billing will be based on 1-hour increments with any fraction of an hour to be carried to the next full hour. Rental charges include maintenance.

The crane user will be charged for assigned maintenance personnel for standby time for vessel delays or weather interference at above rates per hour. No charge will be assessed for downtime due to mechanical and/or electrical malfunction of the crane(s).

Except for weather interference, labor standby time for delays will be charged from the time for which the equipment is ordered until the equipment begins operations.

One (1) hour start-up and one (1) hour shutdown time will be charged for labor only.

Costs incurred for the repositioning of crane(s), during a meal hour, when requested by the user, shall be billed according to the established labor rates.

570. CONTAINER GANTRY CRANE CHARACTERISTICS

The PortMiami operates thirteen (13) ship-to-shore container handling gantry cranes on six (6) 1,000 feet wharves. Currently; Cranes 8, 9, and 10 work on Wharves 1 and 2; Cranes 16, 15, and 14 work on Wharves 3, 4, and 5; Cranes 13, 11, 12 and 7 work on Wharves 3, 4 and 5; and Cranes 4, 5, and 6 work on Wharf 6.

Cranes 4, 5, 6, 7, 8, 9 and 10 (Post-Panamax):

Capacity:

Under Spreader, Single Lift.....	50 LT
Under Spreader, Twin Lift.....	50 LT
Under Cargo Beam.....	70 LT

Tariff No. 010

SECTION EIGHT: CONTAINER CRANE FACILITY

Outreach from waterside rail..... 151 FT
Total Hoisting Height..... 150 FT

Cranes 11 and 12 (Super Post-Panamax):
Capacity:

Under Spreader, Single Lift..... 50 LT
Under Spreader, Twin Lift..... 65 LT
Under Cargo Beam..... 75 LT
Outreach from waterside rail..... 213 FT
Total Hoisting Height..... 181 FT

Cranes 13, 14, 15 and 16 (Super Post-Panamax):
Capacity:

Under Spreader, Single Lift..... 50 LT
Under Spreader, Twin Lift (Rated Load)..... 65 LT
Under Cargo (Hook) Beam
(Full travel outreach to backreach)..... 100 LT
Outreach from waterside rail..... 223.1 FT
Total Hoisting Height..... 193.5 FT

Special technical characteristics are available upon request.

580. PAYMENT FOR RENTAL OF CRANES

The stevedore making arrangements for the rental of the crane(s) will be held responsible for paying all charges incurred by its use, as defined in other sections of this Tariff, to the Seaport Department. These charges will include all charges related to damages caused by the stevedore while using the crane(s).

584. HEAVY LIFT CHARGES

In all single lifts which exceed 90,000 pounds (with hook), a heavy lift charge of \$2.50 per short ton will be assessed on the weight exceeding 90,000 pounds, which will be in addition to crane(s) rental charges. Weights listed on manifests will govern heavy lift charges, if actual weights are not provided.

586. CRANE CONDITION

The crane(s) will be in operating condition when turned over to the crane user and will be returned in the same condition as when received, wear and tear alone excepted. All repairs will be effected through the maintenance operator or through their designated contractor and billed accordingly for repair costs incurred.

Tariff No. 010

SECTION EIGHT: CONTAINER CRANE FACILITY

Downtime caused by crane user negligence will be charged at the rate as per paragraph entitled RATES included in this Section, acts of God excepted.

588. DAMAGES SUSTAINED TO CRANE

Any damages which render the crane(s) inoperable due to crane user negligence, and which may preclude the Seaport from any operating revenues, will be the responsibility of the stevedore to reimburse the Seaport for such revenues during the period of repair.

596. CLEANING FACILITIES

All users of the crane(s) shall be held responsible for cleaning the facilities after using them, including the adjacent aprons and gutters. If the facilities are not properly cleaned, charges shall be assessed as noted in other sections of this Tariff, as noted in Item 260.

Section Nine: Rentals & Leases

602. RENTAL OF SPACE (I)

Office Space in 1001, 1007 & 1015 Maritime Administration Building - Floors 1, 2, & 3

\$25.00* per square foot, per year which includes air conditioning, lights, electricity, and with or without janitorial services. Either five year lease, annual lease or month-to-month rental.

Office Space in 1007 Maritime Administration Building - Floors 4 and 5

\$27.00* per square foot, per year which includes air conditioning, lights, electricity, and with or without janitorial services. Either five year lease, annual lease or month-to-month rental.

Office Space in 1020 Port Boulevard

\$25.00* per square foot, per year which includes air conditioning, lights, electricity, and with or without janitorial services. Either five year lease, annual lease or month-to-month rental.

Retail Space, General

\$32.00 per square foot, per year which includes air conditioning, lights, electricity, excluding janitorial services. Either five years, annual lease or month-to-month rental.

Retail Space, Passenger Terminals

\$28.00 per square foot, per year, which includes air conditioning, lights, electricity, excluding janitorial services. Either five year lease, annual lease or month-to-month rental.

Office Space Passenger Terminals B through J, & Floor Open Space in all Terminals B-J

\$25.00* per square foot, per year which includes air conditioning, lights, electricity, and with or without janitorial services. Either five year lease, annual lease or month-to-month rental.

Modular Office Space

\$18.00* per square foot, per year which includes air conditioning, lights, electricity, and with or without janitorial services. Either five year lease, annual lease or month-to-month rental.

*Note: Deduct \$1.00 per square foot for janitorial, if not included.

The Lessee, at its sole cost and expense, shall be liable and responsible for installing and maintaining phone line, internet services, and video surveillance.

When, because of operational requirements, the Port infringes on the continued and uninterrupted use of a tenant's leased property, the Port may consider and apply rent abatement credits commensurate with the tenant's petition as validated and recommended by the Port's property management division and approved by the Port Director.

Tariff No. 010

SECTION NINE: RENTALS & LEASES

Warehouse Space

\$6.00 – 12.00* per square foot per year which does not include air conditioning, lights, electricity, or janitorial services. Either five year lease, annual lease or month-to-month rental.

Exact rate shall be determined by the Port Director based on criteria including, but not limited to, access to street, location, condition of area, and other revenue contributions to the Port by lessee from any other Port operations.

*Any related rate adjustment as determined by the Port Director will be in addition to rental charges.

Portable Telecommunications Antennas

\$2,750.00 per month, or any part thereof, will be assessed for each Portable Telecommunications Antenna temporarily* emplaced. This amount will be in addition to the associated open ground space charge at the maximum non-containerized ground space lease rate, and any other charges imposed by this tariff. For the purpose of this item, open ground space will be any space, improved or otherwise, to include parking space, as deemed appropriate by the Port Director. All Information Technology Department (ITD) requirements must be met before any installation is approved.

*The emplacement of a portable antenna under this tariff provision is with the understanding that the associated lease agreement would be on a month-to-month basis and in effect during the time required to install a permanent-type antenna as approved by the Port Director.

Wall-mounted Telecommunications Antennas

The per annum fixed rate for space for wall-mounted telecommunications antennas and support equipment, on a year-to-year basis, shall be not less than \$40,000.00 and based on the following schedule:

Category	Antennas	Support Equipment	Rate per Year
1	One (1) or any array of not more than three (3) wall-mounted antennas encompassing not more than seven (7) linear feet between each antenna	Equipment required for initial setup to support antenna(s), not exceeding the following: electric panel, electric meter, transformer, stand-alone air conditioning unit, disconnect switch, antenna receiver unit, and cabling	\$40,000.00
2	One (1) to not more than an array of three (3) additional wall-mounted antennas encompassing a span of not more than seven (7) linear feet between each antenna	Except for required cabling, this schedule does not provide for any additional support equipment	\$7,500.00

Tariff No. 010

SECTION NINE: RENTALS & LEASES

3	This schedule does not provide for any antennas	Additional support equipment but less than that required for an initial setup	\$7,500.00
---	---	---	------------

Wall-mounted Radio/Data Antenna for Port Users

The annum fixed rate for space for one wall-mounted radio/data antenna and supporting equipment, on a year-to-year basis, shall be \$3,000. This rate applies for Port users that require an antenna in order to conduct business at the Port.

- Support equipment (each component thereof) will be of reasonable and customary dimensions subject to the approval of the Port Director.
- Cabling includes coaxial cable, electric wiring, and associated conduit and bracketing required to connect antenna(s) to support equipment, support equipment to each other, and from support equipment to power source.
- Vendor will pay for electric utility use separate from antenna lease rate.
- Vendor will be responsible for all installation, to include the installation of an electric meter, maintenance, repair, and replacement.
- Under Schedule 3, should the Port Director deem the additional equipment to be equal to an initial set-up as provided for in Schedule 1, a Schedule 1 rate will be assessed.
- Installation and use of any antenna(s) and/or support equipment shall not interfere with the operation of another vendor's or the Port's antennas and/or support equipment or any other operational system, and it will comply with all applicable laws, including all zoning codes and requirements of the Miami-Dade County Code; Ordinance No. 01-157; South Florida Building Code; Miami-Dade County Information Technology Department; Federal Communications Commission; National Council on Radiation Protection and Measurement; Institute of Electrical and Electric Engineers; and American National Standards Institute.

TEMPORARY AND/OR MOBILE STRUCTURES in any area will be leased on a non-exclusive basis at rates as determined by the Port Director in conformity with, among other things, appraisal rates. Utilities and/or janitorial charges to be assessed as determined by the Port Director.

604. OPEN GROUND LEASES (A, D)

Open ground storage area rented monthly or annually for Port related use on a non-exclusive basis will be leased at the rates listed below.

Open Ground Non-Waterfront (non-containerized).....\$ 5.25 per sq. ft./per year

Tariff No. 010

SECTION NINE: RENTALS & LEASES

Open Ground Waterfront (non-containerized).....	\$ 7.25 per sq. ft./per year
Portable Telecommunication Antennas.....	\$ 7.25 per sq. ft./per year
Open Ground Retail Space.....	\$15.00 per sq. ft./per year
Open Ground Trailers with pre-existing hook-up.....	\$9.50 per sq. ft./per year

Open Ground (non-containerized) land used for stevedoring maintenance and repair of heavy equipment (including, but not limited to, top loaders, mules, forklifts, containers, etc). Storage of full containers is not permitted.....\$1.84 per sq ft/ per year

Such leases, whether annual or month-to-month, do not provide for electricity, water, sewer, phone or internet service, landscaping, maintenance, housekeeping, fencing, security, paving, asphalt repairs, or other repairs. All such services, utilities, maintenance, and repairs shall be the sole responsibility of the tenant at the tenant's expense.

(Rate discount not applicable to this category)

For not-for-profit/government entities or other entities that provide support functions or services deemed beneficial to Port operations, as determined by the Port Director, the Port Director may reduce lease rates by no more than 25% of the applicable open ground rate.

Such leases whether five year, annual or month-to-month do not provide for electricity, water, sewer, landscaping, maintenance, housekeeping, fencing, paving or asphalt repairs.

To fulfill Port operational needs and requirements, the Port reserves the right to occasionally berth vessels at bays 54 through 65 for such periods as may be deemed necessary by the Port Director. Lessee, at its sole cost and expense, shall be liable and responsible for all expenses incurred to clear the required space and relocate equipment back to the leased property. Rent abatement credits may be considered at the Port Director's discretion when tenant's equipment is moved off Port due to the unavailability of any temporary alternate location on the Port.

605. INSIDE FENCING

All fencing inside transit sheds warehouses and passenger terminals must be authorized by the Port Director. All original fencing or subsequent modifications will be installed at the expense of the applicable Port user. After installation, the fencing becomes the property of the Seaport Department of Miami-Dade County (Port of Miami-Dade).

606. OTHER

Port tenants not directly involved in the transportation of passengers or cargo from Port of Miami-Dade facilities may be assessed an additional rental charge based on a percentage of their annual gross revenue, as determined by the Port Director, in addition to the charges in Item 602 or 604 above. Such charge shall

Tariff No. 010

SECTION NINE: RENTALS & LEASES

not exceed 40% of the affected tenant's annual gross revenue. Annual gross revenue shall include all revenue derived from the sale of merchandise or services at the leased premises, exclusive of any Florida State Sales Tax collected from customers.

607. LEASE DOCUMENTS LATE FEE

Lease documents not returned within the time-frame requested by the Port in writing will be subject to a late fee of \$500.00 or one month's rent, whichever is greater (i.e. lease agreement, affidavit, payment guarantee, insurance certificates, etc.). If documents are not returned within 30 days of non-compliance, lease agreement will be terminated.

608. LEASE PERMITS AND LICENSES

In addition to the Certificate of Use and Occupancy required prior to commencement of operations, the Lessee, at its sole cost and expense, shall be liable and responsible for obtaining, paying and maintaining a current Fire/Life Safety Operating Permit in compliance with Miami-Dade County Code, Article III, Section 14-53.

609. LEASE ENVIRONMENTAL PROTECTION AND INDEMNITIES

The Lessee shall be solely responsible for all costs and expenses which arise out of environmental contamination for which County may be held liable caused by the Lessee, the Lessee's agents, employees, contractors, or invitees during any prior or current tenancy or occupancy of the Premises or any portion thereof.

Section Nine-A: Foreign Trade Zone

610. PORTMIAMI FOREIGN TRADE ZONE NO. 281

Foreign Trade Zone Site Operators shall pay all applicable fees as outlined in the Grantee Fee Schedule. Fees are subject to periodic review and adjustment. The below fees do not include any additional fees charged by the Foreign Trade-Zones Board or Customs and Border Protection (CBP).

PortMiami Foreign Trade Zone Grantee Fee Schedule

Application Fees:

Application Fee Usage Driven/Subzone	\$2,500.00
Application Fee New Magnet Site.....	\$10,000.00
Application Fee for Production Authority.....	\$2,500.00

Annual Fees, per site:

Active Site	\$6,500.00
Non-Active Site.....	\$2,500.00

Annual Fees are due in advance and are generally invoiced to all designated site operators in January of each calendar year; with payment due within 30 days of receipt. Annual Fees start upon the designation of a new site by the FTZ Board (via approval of site location and issuance of a site number) and are prorated for the remainder of the calendar year. Site operators must pay the annual Non-Active Site fee if they have not yet been activated by Customs and Border Protection (CBP). Upon site activation by CBP, site operators must pay the Active Site Fee. If site operators have previously paid the Seaport the Non-Active Site annual fee in a given calendar year, upon the site being activated by CBP in the same calendar year, the operator shall pay the Seaport the difference between the annual Active Site fee (pro rated from the date of site activation) and the previously paid Non-Active Site fee (also pro rated from the date of site activation) within thirty days of site activation. Termination of a site must be requested no later than December 1st of the previous calendar year to waive the Annual Fee at the beginning of the calendar year.

Additional Fees:

Alteration ¹	\$2,500.00
Penalty Fee for Late Annual Reporting ²	\$100.00 per day until in compliance
Other Fees and Charges ³	\$65.00 per hour or part thereof

¹ Alteration includes changes in an operator's site including, but not limited to, boundary modification, relocation, or activation of a separate site, for any already designated magnet site, usage-driven site or subzone site.

² The FTZ Annual Report must be submitted no later than March 1st after the end of each calendar year.

³ Other fees and charges include any other fees, charges, or expenses incurred by Grantee for the purpose of obtaining Foreign Trade Zone Board approval and/or U.S. Customs & Border Protection approval on behalf of client, and not specifically listed herein, at the discretion of the Grantee, will be assessed to client at cost.

Tariff No. 010

SECTION NINE-A: FOREIGN TRADE ZONE

Non-profit/not-for-profit organizations

The application fee and/or the first year annual fee for usage driven sites may be waived, reduced or deferred at the discretion of the Port Director or his designee if (i) the operator is a non-profit/not-for-profit under U.S. Code § 501, (ii) located within the geographic area of a Community Redevelopment Agency (CRA) and (iii) the application demonstrates operator's commitment to generate employment opportunities within the CRA district.

Section Ten: Miscellaneous Charges

700. FRESH WATER (A)

Charges for fresh water delivered to vessels at piers or wharves shall be assessed as follows:

Per ton, 250 gallons.....	\$3.13
The minimum invoice for fresh water charged per vessel shall be.....	\$90.00
Hook-up fee, per vessel.....	\$55.70

701. FRESH WATER UNIT CONNECTION REPLACEMENT

When unit is not returned, a charge of \$500.00 per Unit Connection will be assessed to the corresponding agent.

705. ELECTRIC CURRENT FOR REFRIGERATED UNITS

When electricity is furnished to refrigerated containers and/or trailers by the Port, an additional utility charge per unit shall be assessed, at the rate per day of.....\$52.50

Such charge shall be assessed for each 24-hour period or fractional part thereof.

Except in the case of the Port's own negligence, the Port shall not be responsible for loss or damage caused by power failure, electrical surges, electrical or mechanical equipment failure or any other type of breakdown/failure.

Refrigerated containers shall be the only equipment connected to the reefer plugs. If any other equipment is connected, the Port user and leaseholder will each be subject to a fine as described below:

1st Offense.....	\$500.00
2nd Offense.....	\$1,000.00
3rd Offense.....	Permit will be revoked

707. HARBOR FEE (C)

The following Harbor fee shall be charged to each vessel on a per call basis, excluding inaugural activities for homeport ships at the discretion of the Port Director, as and subject to Item 227 requirements and conditions:

0-20,000 Gross Registered Tons.....	\$275.00
20,001 GRT and over.....	\$525.00
Passenger vessels making 300 and more sailings per year.....	\$75.00

In the event of multiple daily sailings for the same vessel, only one harbor fee per 24-hour period will be assessed.

Tariff No. 010
SECTION TEN: MISCELLANEOUS CHARGES

Upon approval of the Port Director, with written application to the Port Director or designee, harbor fees may be waived when proper berthing space is available, for cruise vessels subject to the U.S. Centers for Disease Control and Prevention COVID-19 related No Sail Order dated April 9, 2020, as same may be extended, calling for the purpose of wet docking, for repair or lay up, bunkering, sludge/garbage disposal, water intake and provisioning (where no passengers or cargo are loaded or unloaded), subject to Ordinance 88-66 conditions and requirements.

709. VEHICLE EXAMINATION FACILITY CHARGE

All exporters of used self-propelled vehicles which use the Seaport's vehicle examination facility for the purpose of the presentation and validation of required documentation by U.S. Customs & Border Protection in accordance with Customs Regulations (19 CFR 192), will be assessed a usage fee of seven dollars and fifty cents (\$7.50) per vehicle, in accordance with the Code of Miami-Dade County, Florida, Sec. 28A, as put forth by the Board of County Commissioners of Miami-Dade County, Florida.

Two dollars and fifty cents (\$2.50) of every seven dollars and fifty cents (\$7.50) collected shall be allocated to the Miami-Dade County Multi-Agency Auto Theft Task Force for purposes of enhancing security at, and interdicting the flow of stolen motor vehicles through the Port of Miami.

710. VEHICLE PARKING AT THE PORT (C)

Facilities are available for the parking of vehicles for passengers boarding ships and for Port visitors and workers.

Rates at County-owned parking facilities are as follows⁽¹⁾:

Short term , per vehicle, per space, per day (no overnight), or fraction of.....	\$8.00
Long term (overnight or greater), per vehicle, per space, per day or fraction of.....	\$22.00
Long term (high density, overnight or greater), per vehicle, per space, per day or fraction of.....	\$22.00
Special events , per vehicle, per space, no less than.....	\$15.00
Lost ticket (equivalent to 11-day cruise), per vehicle, per space.....	\$242.00

All established parking rates will be posted at each facility and applied to the day a vehicle enters the parking lot and to each succeeding day it remains on the lot. Parking facilities that are privately owned, such as the Cruise Terminal A parking garage, may apply different rates.

Unattended ground parking areas, when properly posted as such, can be available to the general public at no charge for certain maritime industry related events as designated by the Port Director.

For disabled Persons

Miami-Dade County Ordinance No. 13-104 requires all guests with a disabled parking permit or license tag to pay standard parking rates except as provided by Florida State Law. However, two hours of complimentary parking will be provided to vehicles displaying a disabled parking permit or license tag,

Tariff No. 010

SECTION TEN: MISCELLANEOUS CHARGES

provided the vehicle is transporting the person who has a disability and to whom the disabled parking permit or license was issued.

In accordance with Florida Statutes 316.1964, only vehicles with specialized equipment such as ramps, lifts, or foot or hand controls, for use by a person who has a disability, or any vehicle displaying a State of Florida license plate for disabled veterans issued under s. 320.084, s. 320.0842, or s.320.0845 or displaying the Florida Toll Exemption permit, are exempt from parking charges, but only if the vehicle is transporting the person who has a disability and to whom the disabled parking permit or license was issued.

714. ANNUAL AND TEMPORARY PERMIT FEES (C, I)

Permit Requirements

No one may engage in a business transaction or provide services at PortMiami without first obtaining a business permit, supplying evidence of insurance coverage, and complying with all other applicable provisions of the tariff and/or other pertinent regulations issued by the Port Director and the Miami-Dade County Code. Exempt from the business permit requirement are: 1) those entities whose sole function on the Port is to fulfill the requirements of U.S. government regulatory agencies; 2) County-approved and retained vendors, their sub-contractors and suppliers, while performing the tasks called for under their contract with Miami-Dade; and 3) Governmental entities. Applications for a permit to conduct business as a Stevedore must be in accordance with Miami-Dade Code Chapter 28A-6 and/or as determined by the Port Director.

Obtaining a permit to do business at PortMiami does not entitle the holder of the permit to, including but not limited to, land, offices, other facilities, access to restricted areas, guaranteed business opportunities, etc. The permit only allows the holder to conduct business at PortMiami subject to the rules, conditions, limitations and requirements of this Tariff.

Permit fees shall be applied on an annual basis, commencing on the date of issuance. Stevedore permit fees shall be applied on an annual basis, commencing on January of every year.

Permit renewals not received by the expiration date are subject to a late/reinstatement fee as stipulated in Section 714 of this Tariff.

Permit holders and all persons and entities required to obtain Port Permits shall agree to comply with all applicable laws, including the Code of Miami-Dade County, PortMiami Terminal Tariff No. 010, all applicable county, state and federal requirements and all regulations and directives, without limitation, issued by the Port Director or Seaport Department staff.

Issuance of a business permit does not imply permission to violate any existing regulatory laws of the State, County, Federal government or Municipalities, nor does it exempt the holder from obtaining any other licenses and/or permits required by local, state or federal law. All applicants for motor carrier,

Tariff No. 010

SECTION TEN: MISCELLANEOUS CHARGES

freight forwarder, and broker authorities are responsible for having an active operating authority and complying with the insurance requirements and regulations set forth by the Federal Motor Carrier Safety Administration.

Permit Fees

Initial Processing Fee (non-refundable) (all categories, except shipping lines and cruise lines, not otherwise listed).....	\$350.00
Initiation Fee or Reinstatement Fee for Tug Services.....	\$6,000.00
Late / Reinstatement Fee (First 10 days after expiration)	\$100.00
Late / Reinstatement Fee (10+ days delinquent)	\$350.00
Company Name or Category Change.....	\$350.00

The following annual permit fees are applicable to the following business categories:

Fuel or bunker vessels, 1 to 6 barges.....	\$260,000.00
Each additional barge.....	\$30,000.00
Cartage and Trucking Services.....	\$420.00
Crane Rentals, Heavy Lift & Hauling Services.....	\$420.00
Distribution of Merchandise.....	\$420.00
Equipment Leasing, Maintenance & Repairs.....	\$420.00
Ground Fueling Services.....	\$420.00
Car Rentals, Courtesy Shuttle Services.....	\$420.00
Maritime Consulting & General Services	\$420.00
Mobile Food/Drink per Truck.....	\$2,500.00
Pre-arranged Ground Transportation ¹	\$350.00
Ship Chandlers/Suppliers.....	\$1,200.00
Ship's Agents.....	\$2,100.00
Ship Maintenance & Repair Services.....	\$420.00
Sightseeing/Tour Services.....	\$420.00
Shipping Lines and cruise lines.....	\$0.00
Port Tenants.....	\$420.00
Stevedoring Firms.....	\$5,800.00
Tug Services, per tug.....	\$16,500.00
Portable Telecommunications Antenna.....	\$33,000.00
All other business categories.....	\$420.00
Tow Truck/Vehicle Delivery Service (No Initial Processing Fee).....	\$150.00
Environmental & Waste Management Services.....	\$420.00
Security Systems, Services & Technology.....	\$420.00

¹: Pre-arranged ground transportation companies residing outside of Miami-Dade and Broward Counties will be allowed two round trips (drop off/pick up) to be assessed at \$150.00 per trip. Beyond the allowed two trips, these companies will be required to get a permit. All temporary ground transportation permits must be sought and obtained by the Permits Section prior to the company's visit.

Tariff No. 010
SECTION TEN: MISCELLANEOUS CHARGES

Fees and time period for all other activities not listed above shall be determined by the Port Director.

Permit renewals are subject to compliance with all permit requirements and satisfaction of any outstanding balances due to the Port.

The Port has discretion in denying the issuance of a new permit and/or the renewal of a permit based on any circumstance and/or known fact that is not consistent with Port's requirements and operating guidelines, such as, but not limited to; payment history, insurance discrepancies/inconsistencies, compliance with Port rules and regulations, outstanding claims, criminal records, convictions, location availability, and any operational constraints, etc.

Permit Violations

Companies engaging in business and/or providing services without first obtaining a business permit will, in addition to other fines, penalties, fees, costs, and damages arising under the county code, this tariff, other applicable laws, or otherwise; be subject to the following fees, costs, and/or actions:

- First Violation: Warning
- Second Violation: \$1,000 fine

Companies with three (3) or more violations may be subject to denial of permit for up to one (1) year from infraction(s).

Company Name or Category Change

Name or category changes will be treated as new applications and shall require the initial processing and annual permit fee. In the event of a name change, a new permit application must be submitted immediately to the Permits Section for processing and approval.

Permit holders must advise the Port's Permit Section of any proposed material changes to their on-Port operations. Proposed changes shall require the prior approval of the Port Director or his designee.

Ground Transportation and Transportation Network Companies/Entities (TNC/TNE)

Taxicabs, per pick-up.....	\$2.00
Transportation Network Companies/Entities, per pick-up.....	\$2.00

In addition to the annual permit fee established above, Ground Transportation Companies shall be subject to the following per trip fees for each vehicle:

Pre-paid accounts with permit and transponder: *

Type Vehicle Rate	Passenger Capacity	Per Entry
Luxury Limousine Sedans, Stretch & Super-Stretch Limousines, Vans, and		

Tariff No. 010

SECTION TEN: MISCELLANEOUS CHARGES

Passenger Motor Carriers	14 passengers or less	\$4.50
Mini-Buses & Super-Stretch Limousines	15 – 32 passengers	\$9.00
Bus	33 or more passengers	\$18.00
**Hop-On Hop-Off Bus	33 or more passengers	\$18.00

*On prepaid accounts with permits, when the account cannot be replenished, the rate charged will be applied as per the non-prepaid account with permit.

Non pre-paid accounts with permit and transponder:

Type Vehicle Rate	Passenger Capacity	Per Entry
Luxury Limousine Sedans, Stretch & Super-Stretch Limousines, Vans, and Passenger Motor Carriers	14 passengers or less	\$6.00
Mini-Buses & Super-Stretch Limousines	15 – 32 passengers	\$11.00
Bus	33 or more passengers	\$20.00
**Hop-On Hop-Off Bus	33 or more passengers	\$20.00

The above stated fees will be assessed whenever the ground transportation vehicle transverses the bridge/tunnel onto the Port, whether dropping off or picking up passengers.

Ground Transportation Accounts

All ground transportation accounts delinquent by more than 60 days will be required to sign up to automatic replenishment. Accounts delinquent by more than 90 days will be automatically suspended. Companies will only be allowed to resume operations if past-due balance is paid in full or re-payment agreement is authorized. Ground Transportation permits suspended more than 3 times due to account delinquency will be automatically revoked. A new permit and deposit of \$500.00 will be required to resume operations. Ground Transportation permits may not be renewed until delinquent balances are paid in full. Late penalties will still apply for permits not renewed on a timely manner. Furthermore, ground transportation vehicles associated with a delinquent account may not be added and/or transferred to a new and/or different account unless outstanding trips have been paid.

Ground Transportation – General Operations

Port staff are authorized to regularly inspect ground transportation fleets (other than TNCs/TNEs) to ensure permit compliance.

All permitted prearranged ground transportation companies, as a condition of their permit, other than TNCs/TNEs, must be servicing cruise or cargo operations or tenant and staff needs. All other companies, other than TNCs/TNEs, are restricted from pick-up/drop-off staging for non-port related activities.

Prearranged ground transportation companies, other than TNC/TNEs, are required to register and install transponders in all vehicles working at PortMiami. Any and all changes made to such companies' respective fleets shall be reported immediately to the Permits Section. Failure of any such company to report fleet changes or properly install transponders in any vehicle operating at the Port shall result in the

Tariff No. 010

SECTION TEN: MISCELLANEOUS CHARGES

suspension and/or cancellation of the permit. Tampering with or in any way damaging the transponder will result in the automatic cancellation of such company’s permit for a period determined by the Port Director or designee. The initial processing and annual permit fee shall be required for reinstatement.

The Port reserves the right, at any time, to inspect and/or validate the issued transponder, as applicable, to assure proper usage and compliance with all rules, regulations, and Port operating directives governing pre-arranged ground transportation companies doing business at the Port as outlined in this Tariff.

Transponder Cost:

1st transponder	\$12.50
Renewal transponder fee.....	\$2.50
2nd transponder or any additional transponder, each.....	\$25.00
Replacement (Lost/Damaged).....	\$25.00
Non-Returned Transponder.....	\$25.00

Ground transportation companies, other than TNCs/TNEs, are required to register all drivers with the Cruise Operations Section. Any and all changes must be reported immediately. Failure to do so may result in the suspension of the Port permit. All employees for ground transportation companies entering upon the Port, including drivers, other than TNCs/TNEs and their drivers, are required to obtain a port identification card.

Companies and all their employees are prohibited from using obscene, aggressive, or threatening language or being aggressive or threatening to passengers or enforcement personnel. The terms “obscene”, “aggressive”, and “threatening” shall be interpreted to mean language and/or behavior that a reasonable person would consider obscene, aggressive, or threatening under the circumstances, would cause another person a reasonable and genuine fear of imminent harm, violence, or offensive contact, or would constitute an assault or other unlawful conduct and may include, without limitation:

- Yelling, screaming, and/or gesturing in an obscene, aggressive or threatening manner, and/or in a manner that would constitute an assault or other unlawful conduct;
- Using obscene, vulgar, profane, hostile, and/or aggressive language or threat against and/or physical contact with another person, which causes the recipient to be put in reasonable fear of imminent harm, violence, or an offensive contact or assault;
- Throwing objects at a passenger, other Port user, law enforcement officer, or Port employee.

Ground Transportation Greeter Area and Signs

Pre-arranged ground transportation greeters must have a valid PortMiami identification card while working at the cruise terminals. Greeters are to stand at a pre-approved waiting area, designated by PortMiami, no more than two greeters per company, per terminal. Greeters must use proper and professional signs in greeting their clients. Signs must clearly display only the name of the permitted company, not destinations, prices, and/or variations from the company name approved to operate at the Port. PortMiami Cruise Operations has the authority to confiscate any signs that do not meet the required

Tariff No. 010

SECTION TEN: MISCELLANEOUS CHARGES

standards. Greeters are only allowed to greet their company clients and will not sell or attempt to sell on-demand transportation services. Violators are subject to all rules and regulations including the confiscation of Port Identification, administrative fees, and progressive disciplinary actions set forth in this Tariff.

Pre-arranged Ground Transportation & TNC/TNE Vehicle Lot

Pre-arranged ground transportation vehicles identified as, but not limited to, vans, sedans, limousines, and minibuses, are to remain in the Pre-arranged Ground Transportation Lot designated by PortMiami Operations or, as applicable, in the designated Pre-arranged Ground Transportation TNE Lot. Such non-TNE vehicles are to remain inside the Pre-arranged Ground Transportation Lot until called upon by the pre-arranged ground transportation greeters for immediate pick up of their passengers with reservations. Pre-arranged Ground transportation vehicles are not to circle PortMiami as they wait for passengers to exit the terminal. The Pre-arranged Ground Transportation Lot can be relocated (or even removed) by the Port depending on property/ground needs and availability.

Notwithstanding the foregoing, TNC/TNE vehicles may only use pre-arranged ground transportation lots designated by the Port for TNC/TNE use. Except as may be prohibited by law, neither TNC/TNEs nor their associated vehicles or drivers may use greeters in connection with any offered on-Port pickup service. Violators are subject to all rules and regulations set forth in this Tariff.

Ground Transportation - Administrative Fees

Ground transportation companies that do not comply with the operational requirements of the Port, including but not limited to, failure to maintain valid insurance, failure to report any changes in the company's vehicle fleet, failure to stage greeters in designated areas, or failing to pay applicable Port fees or charges as and when due, are subject to the following fees and/or actions:

Violation Type	Fines
Operating without Valid/Active Permit.....	\$1,000.00
Delinquent Balance.....	\$100.00
Failure to Report Fleet Changes.....	\$100.00
Improper Staging.....	\$100.00
Greeter Violations.....	\$100.00
Obscene, Aggressive or Threatening Conduct.....	\$100.00
Other Violations of Rules & Regulations.....	\$100.00

Companies with three (3) violations or more for the same infraction will be automatically subject to fine of \$1,000. Individuals with more than three (3) violations for any infraction are subject to the removal, suspension and/or cancelation of their Port identification cards.

Companies advised of any discrepancies or violations will have two (2) business days to bring their PortMiami accounts into full compliance. Failure to do so will result in a \$1,000 fine and adversely affect the company's ability to continue operating at the Port. The Port Director or designee has full discretion

Tariff No. 010

SECTION TEN: MISCELLANEOUS CHARGES

to suspend or revoke a company’s permit if found in violation of Port regulations and/or Port Tariff No. 010.

Anyone who engages in obscene, aggressive or threatening conduct on Port will be subject to a \$100.00 fine. Three (3) violations or more will be automatically subject to the confiscation of their Port Identification pending a hearing with the revocation committee to address further disciplinary proceedings, which may include, in the discretion of the committee, the revocation of the repeat violator’s Business permit.

Notwithstanding the foregoing, certain Tariff restrictions may be deemed inapplicable, in whole or in part, to the limited extent such restrictions (as applied to certain persons or matters) are expressly preempted by prevailing federal or state law.

TNC/TNE – General Operations

All TNC/TNE vehicles entering PortMiami should be in compliance with applicable state requirements.

Car Rental Courtesy Shuttle Companies

Rental car companies conducting business activities at PortMiami but not operating under a non-exclusive license agreement with the Port shall be assessed a percentage of the gross revenues arising from such activities at an annual rate of 8%. Business activities for rental car companies include, but are not limited to, the pick-up of passengers via courtesy vehicles for transportation to rental car facilities off the Port. Payment and supporting documentation for these fees must be submitted to the Port’s Permit Section on a monthly basis.

Rental car companies, upon prior notice from PortMiami, shall allow inspections and audits by the County, through its employees and/or representatives, of all records and books of account, including such records as may be required by the County to be maintained by the rental car companies including, without limitation, any records needed to calculate or verify “gross revenue.” It is further understood and agreed that the car rental company shall make all the records, books of account, and other documentation available at a local location designated by the Port.

715. PORT IDENTIFICATION CARDS AND SPECIAL DOCK PARKING PERMIT (I)

Port I.D.

In addition to permit requirements for companies, all individuals must comply with all applicable local, state, and federal requirements to obtain a Port. I.D. for which the charge is as follows:

Port I.D. -	New/Renewal (Unescorted Access – 1 year) Green Card	\$0.00
	New/Renewal (Escorted Access – 1 year) Yellow Card.....	\$0.00
	New/Renewal (Escorted Access – 1 year) Red Card.....	\$0.00
	One Day Pass.....	\$0.00
	Replacement (Lost or Stolen).....	\$25.00

Tariff No. 010
SECTION TEN: MISCELLANEOUS CHARGES

Replacement (Change of Company).....\$0.00

All Port I.D.s must be displayed and provided upon request to Miami-Dade County Personnel, including Miami-Dade Police Department Personnel, Cruise Operations and Safety and Security Personnel.

All Port I.D.s are property of Miami-Dade County and must be returned upon request. All employees and companies conducting business at PortMiami must have and display their Port Miami I.D. Failure to do so may result in disciplinary actions up to and including trespassing arrest by Miami-Dade Police Department, Seaport Operations Bureau, per Florida State Statute 810.08 and 810.09.

Special Dock Parking Permit

All requests for a Special Dock Parking Permit must be in writing to the Seaport Director or his designee. Upon receipt, a recommendation will be made to the Seaport Director, who is the final approving authority. Each request must specify the specific reason the request is being made, as well as any other extenuating factors. Special Dock Parking Permits, valid for one year, will only be issued to those individuals who have a justified requirement to park their vehicle dockside in a secured area/restricted area on the Seaport. All individuals issued a Special Dock Parking Permit shall also have a valid Seaport identification card and Transportation Worker Identification Credential (TWIC) Card issued in compliance with Transportation Security Administration (TSA) Federal requirements in their possession pursuant to County Ordinance 28A, Seaport Security, and Operations.

Special Dock Parking Permit.....\$200.00, per year, for cargo and/or cruise parking permit
Replacement.....\$25.00

Section Eleven: General Information

800. MIAMI HARBOR

The Miami Harbor embraces the artificial basins, slips and channels that have been dredged along the bay front of Miami and in the bay and through the waters of Biscayne Bay to the ocean, and is located generally at Latitude 25-46' No. Longitude 80-10'W.

802. MAIN CHANNEL

The entrance to the main channel is directly east of the City of Miami, approximately 4.5 miles. The sea buoy marking the channel entrance through the reef is about 2 miles offshore. The entrance is an artificial cut 800 feet wide flair, known as Government Cut, dredged across the southern end of Miami Beach. It is protected by jetties and is well marked. A channel has been developed to a control depth of 52 feet deep, and 500 feet wide on the sea end to the jetties. The main channel along the northside of Lummus and Dodge Islands is 500 feet wide with a 36 foot control depth which continues westward across Biscayne Bay to the main turning basin.

806. FISHERMAN'S CHANNEL

From Government Cut, the Fisherman's Channel has been dredged with a control depth of 50 feet for the easternmost 6,120 feet and 540 feet wide and a control depth of 34 feet for 5,283 feet and 500 feet wide to the west. Fisherman's Channel provides a direct connection to the wharves on the south side of Dodge and Lummus Islands and the mouth of the Miami River.

807. LUMMUS TURNING BASIN

Located at the wide point of the Fisherman's Channel, east of the channel slip, the Lummus Turning Basin is a 1,500-foot wide turning basin at a control depth of 50 feet.

808. MAIN TURNING BASIN

The Main Turning Basin, located in the western end of the Main Channel, is 1,700 feet north and south and 1,650 feet east and west, with a control depth of 36 feet.

809. WESTERN TURNING BASIN

Located at the western end of Fisherman's channel, the Western Turning Basin has a width of 900 ft. with a control depth of 30 ft.

810. FISHER ISLAND TURNING BASIN

The Fisher Island Turning Basin is a truncated turning basin between the main channel and the north side of Fisher Island and is dredged 50 feet to provide a turning basin at the junction of the Main and Fisherman's Channels.

Tariff No. 010

SECTION ELEVEN: GENERAL INFORMATION

816. ANCHORAGE

The prescribed anchorage area for vessels anchoring outside the harbor is located eastward of a line about 1.5 nautical miles off shore and northward of a line about 0.2 nautical miles north of the sea buoy at the entrance to the ship channel. The entire anchorage area lies north of the entrance channel to Miami. The northern and southern extremities of this area are marked by nun buoys. Vessels desiring to anchor off the entrance to the Harbor of Miami are required to do so within this area, to avoid possible damage to cables laid on the ocean bottom in the vicinity. Refer to anchorage area 110.188 on National Oceanic and Atmospheric Administration Survey Chart # 11466 & # 11468.

818. TIDES AND TIDAL CURRENTS

The normal mean tidal range at the entrance to Miami Harbor is 2.5 feet, and in the bay it is about 2.0 feet. The extreme tidal range is about 4.0 feet at the entrance. Easterly winds sometimes raise the water level 1.5 feet at the entrance and from 1.0 to 0.5 feet in the bay.

The tidal currents at the entrance to Biscayne Bay may reach a velocity of 1-1/2 to 3 knots through the main channel.

850. PORT FACILITIES AND SPECIFICATIONS

Marginal Berthing

PortMiami offers 19,263 linear feet of berthing on Dodge and Lummus Islands.

The cruise zones total 8,860 linear feet: 7,125 feet (36 feet deep) along the north and northeast sections; 735 feet (32 feet deep) at the north west section; and 1,000 feet (30 feet deep) at the western extremity of the South Ship Channel.

The cargo berthing areas total 10,403 linear feet: 6,120 (50 feet deep) along the southeast section of Lummus Island and the South Ship Channel at the gantry facility; and 4,283 feet (32 feet deep) of roll-on/roll-off berth space along the south section of the Port.

Width of Apron

70 to 100 feet, north side
50 to 100 feet, east side
50 to 100 feet, south side
50 to 100 feet, west side

Apron Above MLW

7.5 feet on all sides

Roll-on/Roll-off Ramps

Eight fixed ramps designated

Tariff No. 010

SECTION ELEVEN: GENERAL INFORMATION

Bay 154, 670 linear feet above MLW
Bay 155, 550 linear feet above MLW
Bays 161 – 171, 1,259 linear feet above MLW
Bays 165 – 181, 1,450 linear feet above MLW
Fixed ramp at passenger terminal H, 750 linear feet above MLW

Railroad Facilities

Intermodal Container Transfer Facility (ICTF) has three (3) 3,000 ft. of working rail track for a total of 9,000 ft. on 13 acres of land.

Train Scheduling Requirements- All train trips to and from PortMiami must be scheduled with and approved by the PortMiami Berthing Office at least 24 hours in advance. The ICTF operates 7 days per week.

Passenger Terminal Complex

PortMiami currently has 6 passenger terminals in use on the North side of the port. Terminal J on the south side of the port; and Terminal H on the west side of the port as follows: Cruise Terminals B & C (190,491 sq. ft.), D & E (257,693 sq. ft.), F & G (287,488 sq. ft.), H (70,706 sq. ft.) and terminal J (56,706 sq. ft.). The square footage amounts include areas for U.S. Customs and Border Protection, as well as offices.

Transit Cargo Sheds

Transit Shed B.....200,000 Square Feet
Transit Shed E.....36,000 Square Feet
Transit Shed G.....152,000 Square Feet

At present, there is a total of 388,000 square feet of transit cargo shed space.

Services

There is a total of 18,500 linear feet of marginal berthing. Telephone and water connections are alternately provided every 120 feet.

Index

Abandoned Cargo	8	Dockage Rates For Vessel Wet Docking	26
Access to Records	11	Duration of Dockage	25
Anchorage	57	Electric Current For Refrigerated Units	44
Anchorage or Obstruction in Turning Basins and Channels.....	17	Emergencies.....	22
Annual And Temporary Permit Fees	46	Emergency tariff waiver for hurricanes and natural disasters	12
Appeals.....	6	Explosives inflammables other hazardous materials	22
Application for Berth.....	18	Facility Security Plan (FSP)	1
Application of Tariff and Supplements	6	Fiscal Year	2
Assignment of Berth	18	Fisher Island Turning Basin	56
Basis of Charge	25	Fisherman’s Channel	56
Berth Assignment.....	1	Free Time	2
Berth Day	1	Free Time Allowance	31
Berthing For Clearance	26	Fresh Water	44
Boat Cradle Removal.....	22	Fresh Water Unit Connection Replacement....	44
Calculation Of Cargo Tonnage	28	Furnishing Cargo Statements and Vessel Reports	9
Cargo Wharfage Charges	28	General	21
Change of Berth	18	General Restrictions and Limitations.....	7
Cleaning Facilities.....	36	Handling.....	2
Cleanliness of Premises.....	21	Heavy Lift	2
Computation Of Free Time	31	Heavy Lift Charges	35
Consent to Terms of Tariff	6	Inaugural Activities	16
Container Gantry Crane Characteristics	34	Indemnification.....	11
Container Gantry Crane Rules And Regulations	33	Inside Fencing	40
County.....	1	Insurance	13
County Commission	1	Late Documentation on Service Fee	9
County Mayor	1	Lease Documents Late Fee	41
Crane Condition	35	Lease Environmental Protection And Indemnities	41
Crane Rates	34	Lease Permits And Licenses	41
Damage to Facilities	22	Leasing	21
Damages Sustained To Crane	36	Lights at Night.....	17
Dangerous Cargo.....	1	Loading and Unloading	2
Dante B. Fascell Port of Miami-Dade	3	Loitering on Port Property	22
Disclaimer for Loss or Damage.....	8	Main Channel.....	56
Dockage.....	1	Main Turning Basin	56
Dockage Charge For Military, Historical, Heritage Vessels.....	26	Man Overboard	19
Dockage Charges For Miami-Dade County Agencies	26	Miami Harbor.....	56
Dockage Charges For Ocean Research Vessels	26	Minimum Charge	26
Dockage for Cultural, Charitable Events	25	Minimum Storage Charges	32
Dockage For Unauthorized Berthing.....	25	Multi-Day Cruise Parking Revenue	3
Dockage Rates for Tugs.....	25	Non-Operating Port	3

Tariff No. 010

INDEX

Non-Shipment By Water	31	Small Boat	4
Notice of Violation	3	Small Passenger Vessel	4
Open Ground Leases	39	Smoking	23
Operator	2	Solicitation	23
Other	40	Special Dock Parking Permit	54
Passenger Wharfage Charges For Small Passenger Vessels Berthing At Terminal J....	29	Speed	18
Payment For Rental Of Cranes	35	Tariff.....	4
Payment Guarantee	12	Temporary Emergency Changes to Tariff	11
Payment of Bills	9	Terminal Storage	4
Person	3	Terminal Storage Charges.....	32
Placement Goods Not to Be Bailment	8	Third Party Contracts.....	21
Point of Rest.....	3	Tides And Tidal Currents.....	57
Pollution of Air and Water	17	Transshipments	29
Port Director	3	Unauthorized Berthing	19
Port Facilities And Specifications	57	Usage	5
Port Legal Holidays.....	2	Vehicle Examination Facility Charge.....	45
Port Terminal	4	Vehicle Parking At The Port	45
PortMiami Administrative Fee	8	Vehicles.....	23
Portmiami Foreign Trade Zone No. 281.....	42	Vessel.....	5
PortMiami Personnel Fees.....	7	Vessel Fire Notification	19
Rental of Space	37	Vessel to be Continuously Worked.....	19
Returned Check Service Fee.....	16	Western Turning Basin	56
Seaport Department	4	Wharf Demurrage.....	5
Security	23	Wharf Demurrage Charges	31
Ship Agent	4	Wharf Obstruction.....	24
Ship's Stores.....	28	Wharfage, Cargo.....	5
Signs	23	Wharfage, Passenger	5

I.O. No.: 4-68
ORDERED: 9/17/2020
EFFECTIVE: 10/1/2020

MIAMI-DADE COUNTY
IMPLEMENTING ORDER

SCHEDULE OF ALL SERVICE LEVELS AND FEES FOR MIAMI-DADE COUNTY
SOLID WASTE SERVICES

AUTHORITY:

The Miami-Dade County Home Rule Charter, including among others, Sections 1.01 and 2.02A, and Chapter 15 of the Code of Miami-Dade County.

SUPERSEDES:

This Implementing Order (IO) supersedes IO 4-68, ordered September 18, 2019, and effective October 1, 2020.

POLICY:

This Implementing Order provides a schedule of all solid waste service levels and fees.

PROCEDURE:

The administration of this Implementing Order is designated to the Director of the Miami-Dade County Department responsible for Solid Waste Management, who shall be responsible for the collection of fees and the delivery of the required services, pursuant to Chapter 15 relating to powers and duties of Solid Waste Management. Every year, or earlier, if need be, the Director shall review all fees in terms of cost and recommend necessary changes to the County Mayor through this implementing order procedure.

DEFINITIONS:


Contract Disposal – use of the County Waste Management System by any person, governmental entity, corporation or partnership that has entered into an Agreement with the County of ten (10) years or greater in duration for such County Solid Waste Management System use.

Non-Contract Disposal – use of the County Waste Management System by any person, governmental entity, corporation or partnership that has not entered into an Agreement with the County of ten (10) years or greater in duration for such County Solid Waste Management System use.

FEE SCHEDULE:

The fee schedule adopted by this Implementing Order is attached hereto and made a part hereof. This official fee schedule is also filed with and subject to the approval of the Board of County Commissioners and on file with the Clerk thereof. Fees that are charged by the County shall be the same as those listed in the official fee schedule on file with the Clerk of the County Commission.

This Implementing Order is hereby submitted to the Board of County Commissioners of Miami-Dade County, Florida.

Approved by the County Attorney as
to form and legal sufficiency 

Narrative

Introduction

The operations and activities conducted by the Miami-Dade County Department of Solid Waste Management (“DSWM” or the “Department”) are directed primarily by the provisions of Chapter 15 of the Code of Miami-Dade County (the “Code”).

Residential Waste Collection Service

In accordance with the provisions of Sections 15-2 (Solid Waste collections services, container usage, condition, and location) and 15-13 (County collection of solid waste) of the Code, DSWM is authorized to provide waste collections services “to all areas of the County where solid waste collection service is provided” and furthermore that “All residential waste collection within said areas shall, *at the discretion of the Director*, be serviced *only* by the Department”. Additionally, the “Director shall have the power to establish the type of solid waste collection service to be rendered to all areas where County solid waste collection service is provided, and to promulgate rules and regulations not inconsistent herewith”. Section 15-24 of the Code directs the Department to charge and collect fees for the provision of these waste collection services to residential units.

Accordingly, DSWM provides (and collects fees for) waste collection and recycling services to single-family, duplex, triplex and quad living units in unincorporated Miami-Dade County and the cities of Aventura, Cutler Bay, Doral, Miami Gardens, Miami Lakes, Opa-locka, Palmetto Bay, Pinecrest and Sunny Isles Beach. In addition, curbside recycling services (only) are also provided to those cities that have inter-local agreements with Miami-Dade County, including El Portal, Florida City, Medley, Miami Beach, Miami Springs, North Bay Village, South Miami, Virginia Gardens and West Miami.

Other Waste Collection Services

In addition to the services provided to residential units (as outlined in the previous paragraph), and per the provisions of Section 15-14 (Special collections, fees, extra charges) of the Code, the Department is authorized to perform any special collections or waste services not directly addressed in the Chapter “pursuant to such conditions as may be specified by the Director” and is further authorized to charge and collect fees as approved by the Board of County Commissioners (the “Board”). For example, Section 15-2. (Solid waste collection services, container usage, condition and location) of the Code, requires commercial (businesses) and multi-family properties to maintain waste collection service, but offers them the choice of either “the proper governmental agency able to provide such services or that of a licensed solid waste hauler authorized to perform such services.” Accordingly, the Department offers these services to these establishments. Also, per Section 15-14 of the Code, other waste services specifically include the service of removal of any illegally dumped materials and the Department is directed to “charge and collect fees for such services” as provided for by the implementing order.

Section 15-12 (Emergency powers of the Director) of the Code, also provides DSWM with “the authority to suspend, modify or expand services provided by the Department ... in such emergency circumstances as national disasters, civil disorders or other circumstances” and to collect fees accordingly. Through this authorization, and in accordance with the needs of the community, the Department plays a major role in storm debris clean-up following a significant event.

Permitting

In accordance with Section 15-17 of the Code, DSWM is directed to manage the permitting of General Haulers, Landscaping Businesses, Waste Tire Generators and Waste Tire Transporters. The Department is directed to administer the application process, and charge and collect fees accordingly inclusive of application fees (Section 15-17-1), vehicle registration fees (Section 15-17.4), annual permit renewal fees (Section 15-17.6).

Code Enforcement Activities:

As part of its responsibilities, DSWM may prosecute violations of Chapter 15 (Solid Waste Management) of the Code. Violations of this chapter may be prosecuted pursuant to Chapter 8CC (Code Enforcement) of the Code. In addition to the provisions in Section 15-5 of the Code, DSWM may institute civil action in a court of competent jurisdiction to recover damages, civil penalties, and enforce compliance with terms of Chapter 15, as per Section 15-32 (Enforcement and penalties for violations of Chapter 15) of the Code. This includes enforcement provisions of Sections 15-2, 15-2.1, 15-2.2, 15-2.3, 15-5, 15-5.2, 15-6, 15-7, 15-8, 15-17, and 15-25 of the Code. For additional information regarding Code Enforcement, please refer to Miami-Dade County IO No. 2-5 on Code Enforcement.

Waste Disposal Services

Miami-Dade County owns and operates three Landfills and three Regional Transfer Stations for waste disposal and owns the Resources Recovery Facility where waste is converted into energy that is used to power the plant and exported to the power grid. Per the provisions of Section 15-25 of the Code, the Department is directed to charge and collect fees for use of these facilities as approved by the Board.

Additionally, per Section 15-25.2 (Disposal Facility Fee payable to the County) of the Code, private haulers operating in the Disposal Facility Fee area of the County are directed to make a monthly remittance to DSWM in an amount equivalent to fifteen percent (15%), less the 2.5% administrative credit plus any applicable late fees, of the prior month's receipts for collection and disposal services provided in Miami-Dade County, excluding any related to recyclable materials, Construction and Demolition (C&D) debris or compactor leasing.

Also, per Section 15-25 of the Code, the only exemption to the requirement for full fee collection for disposal services is a fifty percent (50%) discount offered to charitable organizations which accept household discards for reuse, reconditioning or repurposing.

Definition of Waste Collection Services

**a) Curbside Garbage Collection
(Residential and Multi-family)****Service Level**

- Twice weekly garbage collection (bagged or canned).

**b) Automated Curbside Garbage
Collection (Residential and
Multi-family)**

- Twice weekly garbage collection (all materials must be in one or more automated service carts. Materials not in automated service cart will not be collected).

c) Curbside Trash Collection

Two (2) scheduled pickups per calendar year (January 1st through December 31st) of up to twenty-five (25) cubic yards per pickup or one (1) scheduled pickup per calendar year (January 1st through December 31st) of up to fifty (50) cubic yards per pickup.

**d) Neighborhood Trash and
Recycling Center (TRC)
Service**

Access for drop off of residential trash and recyclables (seven (7) days per week) during established operating hours.

e) Curbside Recycling

Once every other week curbside collection of recyclables. Pursuant to Resolution No. R-1137-08, the County has entered into interlocal agreements with municipalities to collect and process their recyclable materials and will charge these municipalities the appropriate rates as delineated in the interlocal agreements.

f) Residential Dumpster Service

Containerized garbage and trash collections service.

**g) Onsite Garbage Collection
(Commercial)**

Twice per week (limited to one cart, per waste unit charged). Accounts with consistent overages will be increased to the appropriate service level.

**h) Container Service/Roll-off
(Commercial)**

Uncompacted rollaway containerized garbage and trash collection service with varying number of pickups and container sizes

i) Emergency and Storm Debris

Removal, transport, processing and disposal of debris prior to (FEMA Category B Emergency Protective Measures) and resulting from (FEMA Category A Debris Removal) storms and natural disasters, whether or not the event triggers a federal emergency declaration

Miami-Dade County Department of Solid Waste Management**

“Providing our customers with exceptional waste collection, recycling and disposal services that protect, preserve and improve our environment and the quality of life in our community.”

Waste Collection Services

	RESIDENTIAL SERVICES	SERVICE DESCRIPTION	COLLECTION MODE	ANNUAL PICK-UPS	FEE COLLECTION	FEE
	Single Family, Duplex, Triplex & Quad				Annual via Tax	
	Garbage, Trash, TRC & Recycling (One Garbage Cart)	Curbside Garbage	(1) 35 - 96 gal. cart	101-104	Annual via Tax	\$484.00
		Curbside Recycling	(1) 35 - 96 gal. cart	26	Annual via Tax	
		Curbside Trash	2 pickups of up to 25 cubic yards each or 1 pickup of up to 50 cubic yards	1 or 2		
		TRC Access	Drop Off	Unlimited access		
	Garbage & Recycling (Multi-family collection per living unit)	Curbside Garbage	(1) 35 - 96 gal. cart	101 - 104	Annual via Tax	\$194.00
		Curbside Recycling	(1) 35 - 96 gal. cart	26		
	TRC Access (only)	TRC Access	Drop Off	Unlimited access	Annual via Tax	\$123.00
	Recycling Service (only)	Curbside Recycling	(1) 35 - 96 gal. cart	26	Annual via Tax	\$ 43.00
	Multi-Family (Residential Service)				Annual via Tax	
	Residential Dumpster & TRC	Garbage	Shared Dumpster	101 - 104	Annual via Tax	\$373.00
		TRC Access	Drop Off	Unlimited Access		
	Special Services (Residential)					
	Reserve Account (Emergency) (1)	Establish a restricted reserve fund account for storms, emergencies and/or natural disaster up to \$20 million (estimated present value of Category 1 Hurricane in FY 2020-21), amount to be adjusted by CPI annually. This reserve will be utilized to offset funding gaps after all available or all eligible reimbursements have been pursued or received by Department			Annual via Tax	To Be Determined
	Additional Waste Cart	Each additional waste cart for automated Curbside Garbage collection	(1) 35 - 96 gal. cart	101-104	Direct Bill	\$130.00
	Replace Waste Cart without a police report		N/A	N/A	Direct Bill	\$ 55.00

** Pages 4-11 of Implementing Order 4-68, ordered effective 10/1/2019, are being replaced with a table format with all revisions to the services and fees shown in track changes to show additions (in underline) and deletions (in strike-through).

ATTACHMENT B

						Adopted Range	
						Min	Max
	Extra Garbage Pick-Up (per Waste Cart per trip)	Beyond established twice weekly pick-up service	(1) 35 - 96 gal. cart	Per trip	Direct Bill	\$35.00	\$150.00
	EXCESS Curbside Trash per cubic yard	Beyond the established service level	N/A	N/A	Direct Bill	\$25.00	
	Additional Recycling Cart	Curbside Recycling	(1) 35 - 96 gal. cart	26		Free	
	One additional Recycling Cart	Curbside Recycling	65 gal. cart	26	Direct Bill	\$50.00 \$55.00	
						Adopted Range	
						Min	Max
	Dumpster Garbage (Residential)	Onsite Collection	1 to 8 Cubic Yards	1 to 5	Monthly Invoice	\$65.70	\$5,237.00
COMMERCIAL SERVICES (Annual)	SERVICE DESCRIPTION	COLLECTION MODE	ANNUAL PICK-UPS	FEE COLLECTION	Adopted Range		
					Min	Max	
	Commercial Cart			Annual via Tax			
	Automated Cart (Garbage)	Onsite Collection	96 gal. cart	101-104	Annual via Tax	\$496.00	
	Additional Waste Cart	Each additional waste cart for automated Curbside Garbage collection	(1) 35 - 96 gal. cart	101-104	Direct Bill	\$130.00	
COMMERCIAL SERVICES (Monthly)	SERVICE DESCRIPTION	COLLECTION MODE	WEEKLY PICK-UPS	FEE COLLECTION	Adopted Range		
					Min	Max	
	Commercial Dumpster / Roll-off			Monthly Invoice			
	Dumpster Garbage	Onsite Collection	1 to 8 Cubic yards	1 to 5	Monthly Invoice	\$ 65.70	\$5,237.00
	Containerized/Roll-off Trash or Garbage per pickup	Onsite Collection. Cost of disposal will be charged separately	10 to 40 Cubic yards	On call or Scheduled	Monthly Invoice	\$154.20	\$ 671.81
	Containerized/Roll-off Construction & Demolition per pickup	Onsite Collection. Cost of disposal will be charged separately	10 to 40 Cubic yards	On call or Scheduled	Monthly Invoice	\$100.00	\$ 500.00
<p>The Director of designee may generate a memorandum annually which sets forth the schedule of fees for uncompacted and compacted rollaway dumpsters, roll-off containers and whole tires per cubic yard service for Miami-Dade County Departments</p>							

OTHER COLLECTION SERVICES	SERVICE DESCRIPTION	COLLECTION MODE	PICK-UPS	FEE COLLECTION	FEE
Special/Violation Waste Collection					
Special Curbside Trash Collection per cubic yard	Containerized Curbside Trash	Curbside	Upon request	Direct bill	\$25.00
Violation Waste Removal per Cubic Yard	The minimum charge per occurrence is \$250.00, based on a five (5) cubic yard minimum charge	Curbside Trash	As Needed	Direct bill	\$50.00
Waste Certification Fee (In accordance with Sec 15-28 (c) of the Miami Dade County Code	Each written certificate, certifying the amount of waste fees due upon any parcel of real property subject to payment of waste fees or certifying that no waste fees are due	n/a	n/a	Direct bill	\$60.00
OTHER COLLECTION SERVICES	SERVICE DESCRIPTION	COLLECTION MODE	PICK-UPS	FEE COLLECTION	FEE
Schedule for Permitted Landscapers					
Clean Yard Trash disposal by permitted landscaper at TRC (up to 6 cubic yards)	The minimum charge per TRC visit up the 6 cubic yards	Drop off		Direct bill	\$25.60

Other Miscellaneous Services	Service Description	Fee Collection	Fee
Application Review			
Review of SW Facility Operating Permit	Resource recovery and management facility permit Application	DSWM	\$290.00
EXPEDITE Review of SW Facility Operating Permit	Resource recovery and management facility permit Application	DSWM	\$340.00
Review of Planning Application	Review to determine impact to waste collection and/or disposal service	DSWM	\$230.00
EXPEDITE Review of Planning Application	Review to determine impact to waste collection and/or disposal service	DSWM	\$280.00
Review of Annexation/Incorporation Application	Review to determine impact to waste collection and/or disposal service	DSWM	\$290.00
EXPEDITE Review of Annexation/Incorporation Application	Review to determine impact to waste collection and/or disposal service	DSWM	\$340.00

Waste Permit Fees

	Permit Fees	Service Description	Fee Collection	Fee
	Waste Permit Fees			
	General Hauler Permit	Annual Application/Renewal	DSWM	\$630.00
	General Hauler Vehicle Registration	Annual Vehicle Registration	DSWM	\$ 74.00
	Landscaper Permit	Annual Business Fee Application/Renewal	DSWM	\$236.00
	Landscaper Vehicle Registration	Annual Vehicle Registration	DSWM	\$ 84.00
	Tire Generator Permit	Annual Business Permit Application/Renewal	DSWM	\$ 26.00
	Tire Generator Location	Annual per location fee	DSWM	\$ 79.00
	Waste Tire Transporter Permit	Annual Business Fee Application/Renewal	DSWM	\$ 26.00
	Waste Tire Transporter Vehicle Registration	Annual Vehicle Registration	DSWM	\$ 26.00

Civil Court Processing Recovery Fees

	Court Fees (Authorized by Chapter 8CC, Code of Miami-Dade County)	Description	Fee Collection	Fee
	Court Fees			
	Administrative Processing Fee		MDC Clerk of Courts	\$510.00
	Lien Release Fee		MDC Clerk of Courts	\$ 80.00
	Payoff Letter		MDC Clerk of Courts	\$ 55.00
	Posting of Notices		MDC Clerk of Courts	\$ 25.00
	Lien Cancellation Notices		MDC Clerk of Courts	\$ 25.00
	Photographs, Reports or Other Exhibits		MDC Clerk of Courts	Actual Cost
	County Attorney's Fees		MDC Clerk of Courts	Actual Cost
	Other Court Filing Fees (each document)		MDC Clerk of Courts	Actual Cost

	Returned Check charges per check (Authorized by F/S/ 932/07 (2017))	Description	Fee Collection	Fee
	If face value of check does not exceed \$50.00			\$25.00
	If face value of check exceeds \$50.00 but does not exceed \$300.00			\$30.00
	If face value of check exceeds \$300.00			\$40.00 or an amount up to 5% of the check, whichever is greater

Waste Disposal Services

	Disposal System Fees	Service Description	Fee Collection	Fee	
	Waste Disposal			Per Ton	
	Contract Disposal Fee (per ton)	Waste delivery to Disposal Facilities (Contract rate)	Direct Bill	\$ 63.57	
	Non-Contract Disposal Fee (per ton)	Waste delivery to Disposal Facilities (Non-contract rate)	Direct Bill	\$ 93.11	
	Transfer fee (per ton)	Waste delivery to Transfer Station (added to Disposal Fee)	Direct Bill	\$ 13.90	
	Waste Tires (per ton)	Acceptance of Waste Tires	Direct Bill	\$114.18	
	Asbestos (per ton)	Acceptance of Asbestos	Direct Bill	\$100.00	
				Adopted Range	
				Min	Max
	Material Suitable for landfill cover (per ton)	Prior approval is mandatory; otherwise standard rates apply(2)	Direct Bill	\$1.00	\$32.00
	Other				
	Special Handling Fee (per load)	Other solid waste requiring special handling (added to Disposal Fee)	Direct Bill	\$70.63	
	Safety Vest	Safety Vest sold at scale houses. Safety vests are required at all disposal sites (landfills and transfer stations)	Direct Bill	\$ 3.00	
	Disposal Facility Fee (Sec. 15-25.2)	15% of prior month WCSA waste fees charged	Due monthly		
	Clean Yard Trash Disposal per cubic yard, by Permitted Landscaper at a Disposal Facility;	Clean Yard Trash conversion factor of 0.121 tons per cubic yard		\$ 7.70	

In the event that the scale(s) at the disposal facilities are unavailable, the disposal fee will be based on the total cubic yard payload capacity of the vehicle converted to tons using the Schedules of Weights and Measures that are available at the Clerk of the Board.

(1) Reserve Account (Emergency) fee will not be assessed for FY 2020-21.

(2) Soil-like material with limited use applications as determined by the Director of Solid Waste Management based on appearance, structural characteristics, and/or physical contents. Receipt of this material is subject to the needs of the Department at the landfill only. Prior arrangement is required. Non-conforming material will be charged at the full tipping fee or may be rejected.

I.O. No.: 4-97
Ordered: 9/17/2020
Effective: 10/1/2020

MIAMI-DADE COUNTY
IMPLEMENTING ORDER

FEE SCHEDULE FOR THE MIAMI-DADE PUBLIC LIBRARY SYSTEM

AUTHORITY:

The Miami-Dade County Home Rule Charter, including among others, Sections 1.01 and 2.02A.

SUPERSEDES:

This Implementing Order (IO) supersedes IO 4-97, ordered September 20, 2018, and effective October 1, 2018.

POLICY:

This Implementing Order establishes the fee schedule for the Miami-Dade Public Library System, including replacement cost fees for lost or damaged Library materials, library card fees for patrons that live outside the Library Taxing District, rental fees for the use of Library meeting rooms or auditoriums, establishes pricing for fundraising items, and fees for various services.

FEE SCHEDULE:

Fees and charges shall be assessed and collected by the Miami-Dade Public Library System in accordance with the fee schedule attached hereto and made a part of hereof.

This Implementing Order is hereby submitted to the Board of County Commissioners of Miami-Dade County, Florida.

Approved by the County Attorney as
to form and legal sufficiency MJS

MIAMI-DADE PUBLIC LIBRARY SYSTEM FEE SCHEDULE		
	FEE/FINE	MAXIMUM FEE/FINE¹
LATE RETURNS (PER DAY LATE FEE PER ITEM)		
Video Games	\$1.00	\$8.00
FEE CARDS		
Fee Cards (Non-Library Taxing District Residents – full library privileges) – Per Year	\$65.00	N/A
PATRON SERVICES & FUNDRAISING		
Borrow-by-Mail or Home Delivery Services ³	Up to \$4.00	N/A
Passport Processing Service (per Passport application)	\$35.00 ²	N/A
Passport Processing – Expedited/Overnight Delivery (varies with carrier utilized)	Based on estimated cost from carrier utilized	N/A
Canvas Bags	\$2.00	N/A
Promotional Fundraising T-Shirts	\$8.00	N/A
Patron Account Collection	\$10.00	N/A
Year-Round Book Sales – Paperback, Audiobooks, CDs, DVDs, Tapes, and LPs (Donated Items)	\$1.00	N/A
Year-Round Book Sales – Hardback Books (Donated Items)	\$2.00	N/A
Computer/Mobile Printing, Faxing and Photocopies– Black and White (per page)	\$0.10	N/A
Computer/Mobile Printing and Photocopies– Color (per page)	\$0.25	N/A
MEETING ROOM FEES (up to 4 hours)⁴		
Meeting Rooms (Large)/Auditorium	\$75.00 per hour	N/A
Meeting Rooms (Medium)	\$50.00 per hour	N/A
Meeting Rooms (Small)	\$25.00 per hour	N/A
Types of Materials/Equipment – Per Item Replacement Cost	Replacement Cost⁵	Default Replacement Cost⁵
Paperbacks/Periodicals/Librettos/Plays	Actual Cost	\$7.00
Storytime Express Mailing Bags	Actual Cost	\$8.00

MIAMI-DADE PUBLIC LIBRARY SYSTEM FEE SCHEDULE		
Types of Materials/Equipment – Per Item Replacement Cost	Replacement Cost⁴	Default Replacement Cost⁴
Individual Audiobooks CDs & Cassettes	Actual Cost	\$10.00
Phonograph Records/Albums	Actual Cost	\$15.00
CDs/Children's Books/Children's Videos/Children's-American Sign Language Materials	Actual Cost	\$20.00
Videos/Multimedia Kits/Young Adult Books/Children's Language Instruction/Adult American Sign Language Materials	Actual Cost	\$25.00
Adult Books/Scores/Youth Resource Materials/Lifelong Learning Materials	Actual Cost	\$30.00
Language Instruction Kits/Children's Reference Books	Actual Cost	\$40.00
Children's Audiobooks/Adult Oversize Books/Microfiche and Microcards/Young Adults Reference Books	Actual Cost	\$50.00
Art Books/Adult Reference Books/Playaway Audiobook Devices	Actual Cost	\$75.00
Adult Audiobooks/Federal Documents/ Microfilm/ Interlibrary Loan Materials	Actual Cost	\$100.00
Storytime Express Kits	Actual Cost	\$100.00
16 mm Film	Actual Cost	\$300.00
Fully configured computer devices (i.e., MacBook, Playaway Launchpad, or Tablet)	Actual Cost	Up to \$2,500.00
Computer devices (i.e., MacBook, Playaway, or Tablet) Accessories and Parts Per Item	Actual Cost	Up to \$104.00

¹Library materials, except those listed in the Fee Schedule above, will not be assessed per-day late fees but will be charged the actual or default replacement cost if not returned within 10 days from the due date. While the goal of MDPLS is to ensure access to library materials, abuse of lending policies or failure to return items may result in blocking of lending privileges.

²Current fee as established by the U.S. Department of State (subject to change).

³The Department Director or designee(s) may mail library materials at no charge to library cardholders that are unable to visit library locations in person due to age, special needs, disability, lack of transportation or other hardship, and as part of pilot testing programs for new and innovative service delivery methods.

⁴The Meeting Room Fees shown are intended primarily for for-profit organizations or groups that do not meet the criteria described in this section. Nonprofits, individuals, educational, and governmental organizations that provide free services to the public in the form of training, learning and educational opportunities, cultural or artistic performances or exhibits, or other community services may utilize library meeting rooms, auditoriums, or other designated spaces in a library facility free of charge, subject to scheduling availability and approval by the Library Director or designee(s) of a completed Library Use Reservation Form. Such approval shall be conditioned upon the organization agreeing to allow attendance by the general public at no cost, and that the use shall not be for political or sectarian religious purposes, nor for solicitation purposes. MDPLS shall provide a cost estimate, which must be paid prior to the scheduled event, for staffing, security and facility costs for approved usage beyond normal operating hours. Use of Library facilities by the Elections Department for election-related purposes takes scheduling preference over all other usage requests.

⁵Default replacement cost is utilized only when the actual replacement cost of an item is absent from the item record in the database. In all other cases, the actual replacement cost will be charged. Every Library item checked out is considered lost after 10 days from its due date.

The Department Director or designee(s) shall have the authority to waive, refund, adjust late fees and fines, and extend due dates during a declared emergency, as well as in the following circumstances:

- (1) Materials are returned and are still in a condition deemed suitable for future circulation; and
- (2) As part of a promotional event, such as a library card drive or fee amnesty promotion, as examples; and
- (3) To purge dormant patron accounts with and/or without outstanding fines, but no circulation activity within the past three (3) years in accordance with Implementing Order 3-9, Accounts Receivable Adjustments; and
- (4) On a case-by-case basis deemed to be in the best interest of the Department's goal of ensuring free access to library materials, increasing library usage, and/or assisting those with financial hardships in a manner that would not adversely or materially impact the Department's annual budget.

I.O. No.: 4-107
Ordered: 9/17/2020
Effective: 10/01/2020

MIAMI-DADE COUNTY
IMPLEMENTING ORDER

FEE SCHEDULE FOR REGULATORY AND ECONOMIC RESOURCES DEPARTMENT
CONSUMER PROTECTION SERVICES

AUTHORITY:

The Miami-Dade County Home Rule Charter, including among others Sections 1.01 and 2.02A; Chapter 8A, Articles III, VIIA, XVI, XVII, XVIII, XX, XXII; Chapter 8AA, Article II; Chapter 22; Chapter 30, Article III; and Chapter 11A, Article IX of the Code of Miami-Dade County.

SUPERSEDES:

This Implementing Order supersedes Implementing Order 4-107, ordered September 20, 2018 and effective October 1, 2018.

POLICY:

This Implementing Order establishes a schedule of fees to be assessed and collected by the Regulatory and Economic Resources Department to cover the cost of processing permits, licenses, registrations, limited authorizations, certificates, decals and applications; performing inspections; and providing other services.

FEE SCHEDULE:

The fee schedule adopted by this Implementing Order is attached hereto and made a part hereof.

This Implementing Order is hereby submitted to the Board of County Commissioners of Miami-Dade County, Florida.

County Mayor

Approved by the County Attorney as
to form and legal sufficiency:



Regulatory and Economic Resources Department Fee Schedule:
Consumer Protection Services

Fees effective October 1, 2020

The following regulatory and application fees are non-refundable, unless otherwise stated, and are separate from any occupational license fee that may be applicable.

I. LOCKSMITH – Chapter 8A – Article XVII

The following fees shall be in effect through September 30, 2021. Each October 1 thereafter, the fees shall be increased by the percentage increase in the Consumer Price Index during the preceding year, rounded up to the nearest \$1 increment.

A. Locksmith Business Registration

- | | |
|--|-----------|
| 1) Initial and Annual Renewal Registration Fee (per business location) | \$ 399.00 |
| 2) Late Fee for renewal of registration after expiration date (in addition to Renewal Fee) | |
| 50% of Initial and Annual Renewal Fee | |
| 3) Replacement of Registration Certificate | \$ 18.00 |

B. Locksmith Certificate and Permit

The following fees shall be in effect through September 30, 2021. Each October 1 thereafter, the fees shall be increased by the percentage increase in the Consumer Price Index during the preceding year, rounded up to the nearest \$1 increment.

Permits and certificates shall take effect on the date they are approved by the Director.

- | | |
|--|----------|
| 1) Apprentice Permit | |
| a) Initial and Annual Renewal Fee | \$ 31.00 |
| b) Late Fee for Renewal of permit after expiration date (in addition to Renewal Fee) | |
| 50% of Initial and Annual Renewal Fee | |
| c) Replacement of Apprentice Permit | \$ 8.00 |
| 2) Certified Locksmith Certification | |
| a) Initial and Annual Renewal Fee | \$ 41.00 |

- b) Late Fee for Renewal of Certification after expiration date (in addition to Renewal Fee)

50% of Initial and Annual Renewal Fee

- c) Replacement of Certified Locksmith Certification \$ 8.00

II. MOTOR VEHICLE REPAIR – Chapter 8A – Article VIIA

Registrations, certificates, and permits shall take effect on the date they are approved by the Director.

A. Motor Vehicle Repair Shop Registration

The following fees shall be in effect through September 30, 2021. Each October 1 thereafter, the fees shall be increased by the percentage increase in the Consumer Price Index during the preceding year, rounded up to the nearest \$1 increment.

- 1) Initial and Annual Renewal Fee (per business location) \$ 329.00
- 2) Late Fee for Renewal of Registration after Expiration (in addition to Renewal Fee)
- 50% of Initial and Annual Renewal Fee
- 3) Replacement of Registration \$ 18.00

B. Mechanic/Technician Certificate or Apprentice Permit

The following fees shall be in effect through September 30, 2021. Each October 1 thereafter, the fees shall be increased by the percentage increase in the Consumer Price Index during the preceding year, rounded up to the nearest \$1 increment.

- 1) Apprentice Permit or Certificate for Specialty or Master Mechanic, Motor Vehicle Body Repair Technician, or Motor Vehicle Paint Technician
- a) Initial and Annual Renewal Fee \$ 41.00
- b) Late Fee for Renewal of Certificate after Expiration (in addition to Renewal Fee)
- 50% of Initial and Annual Renewal Fee
- c) Replacement of Certificate \$ 8.00

III. MOVING – Chapter 8A - Article XVI

The following fees shall be in effect through September 30, 2021. Each October 1 thereafter, the fees shall be increased by the percentage increase in the Consumer Price Index during the preceding year, rounded up to the nearest \$1 increment.

A. Initial and Annual Renewal Registration Fee	\$	509.00
B. Late Fee for Renewal of Registration after Expiration (in addition to Renewal Fee)		
50% of Initial and Annual Renewal Fee		
C. Replacement of Registration Certificate	\$	18.00
D. Moving Decal Fee	\$	66.00

IV. TOWING – Chapter 30 – Article - III

The following fees are non-refundable; however, license and decal fees paid for additional trucks which have not been inspected by the Department shall be refunded if the licensee withdraws the truck prior to inspection.

The following fees shall be in effect through September 30, 2021. Each October 1 thereafter, the fees shall increase by the percentage increase in the Consumer Price Index during the preceding year, rounded up to the nearest \$1 increment.

a. Towing Company License Fees		
1) Initial and Annual Renewal Fee		
a) Company with one tow truck (includes one truck decal)	\$	420.00
b) Each additional truck	\$	160.00
2) Late Fee for Renewal of License of company after expiration (in addition to Renewal Fee)		
50% of Initial and Annual Renewal Fee		
3) Replacement of License	\$	18.00
b. Tow Truck Decal Fees		
1) Initial and Renewal Fee for each additional Tow Truck	\$	96.00
2) Replacement of Decal	\$	81.00

V. WATER REMETERING – Chapter 8A – Article XVIIIa. Initial and Annual Renewal Registration Fee
(Per Unit)

1) Owner of Remetered Property	\$	5.00
--------------------------------	----	------

The following fees shall be in effect through September 30, 2021. Each October 1 thereafter, the fees shall be increased by the percentage increase in the Consumer Price Index during the preceding year, rounded up to the nearest \$1 increment.

2) Remeterer	\$	345.00
--------------	----	--------

b. Late Fee for Renewal of Registration
after expiration date (in addition to Renewal Fee)

50% of Initial and Annual Renewal Registration Fee

c. Replacement of Registration Certificate	\$	18.00
--	----	-------

VI. SHOPPING CART – Chapter 8A – Section 8A-76(b)

This fee schedule establishes filing fees associated with petitions seeking an exemption from posting required notices on shopping carts.

The following fees shall be in effect through September 30, 2021. Each October 1 thereafter, the fees shall increase by the percentage increase in the Consumer Price Index during the preceding year, rounded up to the nearest \$1 increment.

A. Petition involving one store location	\$	71.00
--	----	-------

B. Petition for each additional store location	\$	36.00
--	----	-------

VII. MOTOR VEHICLE TITLE LOANS – Chapter 8A- Article III

The following fees shall be in effect through September 30, 2021. Each October 1 thereafter, the fees shall increase by the percentage increase in the Consumer Price Index during the preceding year, rounded up to the nearest \$1 increment.

A. Motor Vehicle Title Loan Business License Fees

1) Initial Application and License Fee	\$	1,874.00
--	----	----------

2) Biannual Renewal Fee	\$	1,430.00
-------------------------	----	----------

3) Reactivation Fee (in addition to the Biannual Renewal Fee within 90 days of expiration)	\$	314.00
--	----	--------

4) Replacement of License	\$	18.00
---------------------------	----	-------

VIII. IMMOBILIZATION OF MOTOR VEHICLES – Chapter 30 – Article III

The following fees shall be in effect through September 30, 2021. Each October 1 thereafter, the fees shall increase by the percentage increase in the Consumer Price Index during the preceding year, rounded up to the nearest \$1 increment.

A. Immobilization Company License Fees		
1) Initial and Annual Renewal Fee	\$	748.00
2) Late Fee for Renewal of License of company after expiration 50% of Initial (in addition to Renewal Fee) and Annual Renewal Fee		
3) Replacement of License	\$	18.00
B. Immobilization Individual license Fees		
1) Initial and Annual Renewal Fee	\$	124.00
2) Late Fee for Renewal of License of Individual after expiration 50% of Initial (in addition to Renewal Fee) and Annual Renewal Fee		
3) Replacement of License	\$	8.00

IX. ADMINISTRATIVE RECOVERY FEES – Chapter 8A - Article I, III, VIIA, XVI, XVII, XVIII, XIX, XX, XXII; Chapter 8AA-Article II, Chapter 21 – Article IV; Chapter 22; Chapter 30, Article III.

The following fees are for administrative, licensing, collection and enforcement related activities necessary beyond the issuance of civil citations under Chapter 8CC.

A. Collection Processing Fees		
1) Case Processing Fee	\$	Actual Cost
2) Lien Processing Fee	\$	Actual Cost
3) Lien Recording Fee	\$	Actual Cost
4) Lien Cancellation Fee	\$	Actual Cost
5) Research Fee	\$	Actual Cost
6) Inspection (each) when in excess of two	\$	75.00
B. Interest charges at the rate of 12% per year, as amended by the Board of County Commissioners from time to time, may be assessed in addition to any other penalties.		
C. Background Check	\$	Actual Cost
D. Notary Fee	\$	7.00

E. Administrative Hearing	\$	85.00
F. Special Event reimbursement	\$	Actual Cost
G. Agricultural Tours reimbursement	\$	Actual Cost
H. Special Set Wage Theft Hearing		
1) Half Day	\$	400.00
2) Full Day	\$	800.00

X. REGISTRATION OF DOMESTIC PARTNERSHIP – Chapter 11A – Article IX

The following fees shall be in effect through September 30, 2021. Each October 1 thereafter, the fees shall increase by the percentage increase in the Consumer Price Index during the preceding year, rounded up to the nearest \$1 increment.

A. Domestic Partnership Declaration Fees		
1) Initial Registration	\$	66.00
2) Amendment	\$	35.00
3) Termination	\$	35.00
4) Document Replacement	\$	8.00
5) Additional Certificate	\$	8.00

XI. REGISTRATION OF PAIN MANAGEMENT CLINICS – Chapter 8A, Article XX

The following fees shall be in effect through September 30, 2021. Each October 1 thereafter, the fees shall increase by the percentage increase in the Consumer Price Index during the preceding year, rounded up to the nearest \$1 increment.

A. Initial and Annual Renewal Registration Fee	\$	377.00
B. Late Fee for Renewal of Registration after Expiration (in addition to Renewal Fee) 50% of Initial and Annual Renewal Fee		
C. Replacement of Registration Certificate	\$	18.00

XII. REGISTRATION OF PERSONAL INJURY PROTECTION MEDICAL PROVIDERS – Chapter 8A, Article XXII

The following fees shall be in effect through September 30, 2021. Each October 1 thereafter, the fees shall increase by the percentage increase in the Consumer Price Index during the preceding year, rounded up to the nearest \$1 increment.

A. Initial and Annual Renewal Registration Fee	\$	499.00
B. Late Fee for Renewal of Registration after Expiration (in addition to Renewal Fee)		
50% of Initial and Annual Renewal Fee		
C. Replacement of Registration Certificate	\$	18.00

XIII. LATE FEE WAIVERS

A. Declared emergencies. Upon a declaration of a state of emergency by the Governor of the State of Florida, the Mayor of Miami-Dade County, or the Miami-Dade County Board of County Commissioners, applicable to any portion of Miami-Dade County, or due to extenuating circumstances related to an individual renewal applicant, the Director of the Regulatory and Economic Resources Department or the Director's designee shall have the authority to waive any of the late fees listed in this fee schedule if the renewal period for the underlying license, registration, permit, certificate or the like occurs during the period of declared emergency.

B. All other periods. During any period of time for which there has been no declaration of a state of emergency, the Director or the Director's designee may, as a one-time courtesy, waive any late fee listed herein for renewal applicants that are otherwise in good standing with the Department and who have filed a late application for renewal of any license, registration, permit, certificate or the like covered by this fee schedule. The one-time courtesy waiver shall not prohibit a subsequent waiver of any other late fee allowed pursuant to the emergency declaration provision in paragraph A. above.

I.O. No.: 4-110
Ordered: 9/17/20
Effective: 10/01/20

MIAMI-DADE COUNTY
IMPLEMENTING ORDER

SCHEDULE OF RATES, FEES AND CHARGES FOR MIAMI-DADE WATER AND SEWER
DEPARTMENT

AUTHORITY:

The Miami-Dade County Home Rule Charter, including among others, Sections 1.01 and 2.02A, and Chapters 2 and 32 of the Code of Miami-Dade County.

SUPERSEDES:

This Implementing Order (IO) supersedes IO 4-110 ordered September 19, 2019 and effective October 1, 2019. This IO is ordered on September 17, 2020 and is effective on October 1, 2020.

POLICY:

This Implementing Order provides a schedule of rates, fees and charges for water and sewer service.

PROCEDURE:

The Director of the Miami-Dade Water and Sewer Department shall be responsible for the billing and collection of rates, fees and charges and the delivery of the required services pursuant to Chapter 2 and 32 of the Code of Miami-Dade County and this Implementing Order. Every year, or earlier, if need be, the Director shall review all rates, fees and charges in terms of cost and recommend necessary changes to the County Mayor through this Implementing Order procedure.

RATES, FEES AND CHARGES SCHEDULE:

The schedule adopted by this Implementing Order is attached hereto and made a part hereof.

This Implementing Order is hereby submitted to the Board of County Commissioners of Miami-Dade County, Florida.

Approved by the County Attorney as
to form and legal sufficiency HNJ

**MIAMI-DADE WATER AND SEWER DEPARTMENT
SCHEDULE OF RATES**

RESIDENTIAL CUSTOMER

WATER	<u>Effective</u>
<u>Monthly</u>	<u>October 1, 2020</u>
Meter Charge:	Monthly Charge
Meter Size:	
5/8" plus 2,244 gallons (3ccf)	\$4.07
1" plus 2,244 gallons (3ccf)	\$13.25
1.5" plus 2,244 gallons (3ccf)	\$25.63
2" plus 2,244 gallons (3ccf)	\$40.47
3" plus 2,244 gallons (3ccf)	\$80.08
Flow Rate All Usage:	Monthly Charge
Usage per 100 cubic feet (ccf):	
4 to 17 ccf	\$3.3004
18 ccf and over	\$7.9833
Usage per 1,000 gallons:	
2,245 to 12,716 gallons	\$4.4123
12,717 gallons and over	\$10.6729
<u>Quarterly</u>	
Meter Charge:	Quarterly Charge
Meter Size:	
5/8" plus 6,732 gallons (9ccf)	\$12.21
1" plus 6,732 gallons (9ccf)	\$39.75
1.5" plus 6,732 gallons (9ccf)	\$76.89
2" plus 6,732 gallons (9ccf)	\$121.41
3" plus 6,732 gallons (9ccf)	\$240.24
Flow Rate All Usage:	Quarterly Charge
Usage per 100 cubic feet (ccf):	
10 to 51 ccf	\$3.3004
52 ccf and over	\$7.9833
Usage per 1,000 gallons:	
6,733 to 38,148 gallons	\$4.4123
38,149 gallons and over	\$10.6729

NOTE: 100 cubic feet (ccf) equals 748 gallons

Residential: a retail customer/account consisting of a single family residence or duplex being served by a common meter

**MIAMI-DADE WATER AND SEWER DEPARTMENT
SCHEDULE OF RATES**

MULTI-FAMILY DWELLINGS (MFD)

WATER	<u>Effective</u>
<u>Monthly</u>	<u>October 1, 2020</u>
Meter Charge: applied per unit	Monthly Charge
Meter Sizes 5/8" to 16" plus 2,244 gallons (3ccf):	\$4.07
Flow Rate All Usage Per Unit:	Monthly Charge
Usage per 100 cubic feet (ccf):	
4 ccf and over	\$4.2364
Usage per 1,000 gallons:	
2,245 gallons and over	\$5.6637
<u>Quarterly</u>	
Meter Charge: applied per unit	Quarterly Charge
Meter Sizes 5/8" to 16" plus 6,732 gallons (9ccf):	\$12.21
Flow Rate All Usage Per Unit:	Quarterly Charge
Usage per 100 cubic feet (ccf):	
10 ccf and over	\$4.2364
Usage per 1,000 gallons:	
6,733 gallons and over	\$5.6637

NOTE: 100 cubic feet (ccf) equals 748 gallons

Multi-family: a retail customer/account consisting of more than two residential customers served by a common meter(s)

**MIAMI-DADE WATER AND SEWER DEPARTMENT
SCHEDULE OF RATES**

MIXED-USE BUILDINGS

WATER**Monthly****Effective****October 1, 2020**

Meter Charge: applied per billing unit	Monthly Charge
5/8" to 1.5" plus 2,244 gallons (3ccf)	\$9.53
2" plus 2,244 gallons (3ccf)	\$11.66
3" plus 2,244 gallons (3ccf)	\$18.63
4" to 6" plus 2,244 gallons (3ccf)	\$20.23
8" plus 2,244 gallons (3ccf)	\$21.83
10" plus 2,244 gallons (3ccf)	\$22.63
 Flow Rate All Usage Per Billing Unit:	 Monthly Charge
Usage per 100 cubic feet (ccf):	
4 ccf and over	\$4.2364
Usage per 1,000 gallons:	
2,245 gallons and over	\$5.6637

Quarterly

Meter Charge: applied per billing unit	Quarterly Charge
5/8" to 1.5" plus 6,732 gallons (9ccf)	\$28.59
2" plus 6,732 gallons (9ccf)	\$34.98
3" plus 6,732 gallons (9ccf)	\$55.89
4" to 6" plus 6,732 gallons (9ccf)	\$60.69
8" plus 6,732 gallons (9ccf)	\$65.49
10" plus 6,732 gallons (9ccf)	\$67.89
 Flow Rate All Usage Per Billing Unit:	 Quarterly Charge
Usage per 100 cubic feet (ccf):	
10 ccf and over	\$4.2364
Usage per 1,000 gallons:	
6,733 gallons and over	\$5.6637

NOTE: 100 cubic feet (ccf) equals 748 gallons

MIXED USE: a retail customer/account consisting of more than two residential dwellings and non-residential activities served by a common meter in which permit application was submitted prior to October 1, 2016 (Ordinance No. 16-107)

BILLING UNIT: each residential unit within a mixed-use building shall be treated as one billing unit. All non-residential units within a mixed-use building shall collectively be treated as one billing unit.

**MIAMI-DADE WATER AND SEWER DEPARTMENT
SCHEDULE OF RATES**

NON-RESIDENTIAL CUSTOMERS

WATER	<u>Effective</u>
<u>Monthly</u>	<u>October 1, 2020</u>
Meter Charge:	Monthly Charge
Meter Size 5/8"	\$3.20
Flow Rate All Usage:	Monthly Charge
Usage per 100 cubic feet (ccf):	
0 to 3 ccf	\$0.4114
4 to 7 ccf	\$3.5537
8 to 17 ccf	\$4.7703
18 ccf and over	\$8.3969
Usage per 1,000 gallons:	
0 to 2,244 gallons	\$0.5500
2,245 to 5,236 gallons	\$4.7510
5,237 to 12,716 gallons	\$6.3774
12,717 gallons and over	\$11.2258
Meter Charge:	Monthly Charge
Meter Size 1"	 \$13.62
Flow Rate All Usage:	Monthly Charge
Usage per 100 cubic feet (ccf):	
0 to 8 ccf	\$0.4114
9 to 18 ccf	\$3.5537
19 to 43 ccf	\$4.7703
44 ccf and over	\$8.3969
Usage per 1,000 gallons:	
0 to 5,984 gallons	\$0.5500
5,985 to 13,464 gallons	\$4.7510
13,465 to 32,164 gallons	\$6.3774
32,165 gallons and over	\$11.2258

NOTE: 100 cubic feet (ccf) equals 748 gallons

Non-Residential: a retail customer/account consisting of business, commercial, industrial use, or any combination thereof

**MIAMI-DADE WATER AND SEWER DEPARTMENT
SCHEDULE OF RATES**

NON-RESIDENTIAL CUSTOMERS

WATER	<u>Effective</u>
<u>Monthly</u>	<u>October 1, 2020</u>
Meter Charge:	Monthly Charge
Meter Size	
1.5"	\$27.24
Flow Rate All Usage:	Monthly Charge
Usage per 100 cubic feet (ccf):	
0 to 15 ccf	\$0.4114
16 to 35 ccf	\$3.5537
36 to 85 ccf	\$4.7703
86 ccf and over	\$8.3969
Usage per 1,000 gallons:	
0 to 11,220 gallons	\$0.5500
11,221 to 26,180 gallons	\$4.7510
26,181 to 63,580 gallons	\$6.3774
63,581 gallons and over	\$11.2258
Meter Charge:	Monthly Charge
Meter Size	
2"	\$43.56
Flow Rate All Usage:	Monthly Charge
Usage per 100 cubic feet (ccf):	
0 to 24 ccf	\$0.4114
25 to 56 ccf	\$3.5537
57 to 136 ccf	\$4.7703
137 ccf and over	\$8.3969
Usage per 1,000 gallons:	
0 to 17,952 gallons	\$0.5500
17,953 to 41,888 gallons	\$4.7510
41,889 to 101,728 gallons	\$6.3774
101,729 gallons and over	\$11.2258

NOTE: 100 cubic feet (ccf) equals 748 gallons

Non-Residential: a retail customer/account consisting of business, commercial, industrial use, or any combination thereof

**MIAMI-DADE WATER AND SEWER DEPARTMENT
SCHEDULE OF RATES**

NON-RESIDENTIAL CUSTOMERS

WATER	<u>Effective</u>
<u>Monthly</u>	<u>October 1, 2020</u>
Meter Charge:	Monthly Charge
Meter Size	
3"	\$87.13
Flow Rate All Usage:	Monthly Charge
Usage per 100 cubic feet (ccf):	
0 to 48 ccf	\$0.4114
49 to 112 ccf	\$3.5537
113 to 272 ccf	\$4.7703
273 ccf and over	\$8.3969
Usage per 1,000 gallons:	
0 to 35,904 gallons	\$0.5500
35,905 to 83,776 gallons	\$4.7510
83,777 to 203,456 gallons	\$6.3774
203,457 gallons and over	\$11.2258
Meter Charge:	Monthly Charge
Meter Size	
4"	\$136.14
Flow Rate All Usage:	Monthly Charge
Usage per 100 cubic feet (ccf):	
0 to 75 ccf	\$0.4114
76 to 175 ccf	\$3.5537
176 to 425 ccf	\$4.7703
426 ccf and over	\$8.3969
Usage per 1,000 gallons:	
0 to 56,100 gallons	\$0.5500
56,101 to 130,900 gallons	\$4.7510
130,901 to 317,900 gallons	\$6.3774
317,901 gallons and over	\$11.2258

NOTE: 100 cubic feet (ccf) equals 748 gallons

Non-Residential: a retail customer/account consisting of business, commercial, industrial use, or any combination thereof

**MIAMI-DADE WATER AND SEWER DEPARTMENT
SCHEDULE OF RATES**

NON-RESIDENTIAL CUSTOMERS

WATER	<u>Effective</u>
<u>Monthly</u>	<u>October 1, 2020</u>
Meter Charge:	Monthly Charge
Meter Size	
6"	\$272.25
Flow Rate All Usage:	Monthly Charge
Usage per 100 cubic feet (ccf):	
0 to 150 ccf	\$0.4114
151 to 350 ccf	\$3.5537
351 to 850 ccf	\$4.7703
851 ccf and over	\$8.3969
Usage per 1,000 gallons:	
0 to 112,200 gallons	\$0.5500
112,201 to 261,800 gallons	\$4.7510
261,801 to 635,800 gallons	\$6.3774
635,801 gallons and over	\$11.2258
Meter Charge:	Monthly Charge
Meter Size	
8"	\$435.62
Flow Rate All Usage:	Monthly Charge
Usage per 100 cubic feet (ccf):	
0 to 240 ccf	\$0.4114
241 to 560 ccf	\$3.5537
561 ccf to 1,360 ccf	\$4.7703
1,361 ccf and over	\$8.3969
Usage per 1,000 gallons:	
0 to 179,520 gallons	\$0.5500
179,521 to 418,880 gallons	\$4.7510
418,881 to 1,017,280 gallons	\$6.3774
1,017,281 gallons and over	\$11.2258

NOTE: 100 cubic feet (ccf) equals 748 gallons

Non-Residential: a retail customer/account consisting of business, commercial, industrial use, or any combination thereof

**MIAMI-DADE WATER AND SEWER DEPARTMENT
SCHEDULE OF RATES**

NON-RESIDENTIAL CUSTOMERS

WATER	<u>Effective</u>
<u>Monthly</u>	<u>October 1, 2020</u>
Meter Charge:	Monthly Charge
Meter Size	
10"	\$626.21
Flow Rate All Usage:	Monthly Charge
Usage per 100 cubic feet (ccf):	
0 to 345 ccf	\$0.4114
346 to 805 ccf	\$3.5537
806 to 1,955 ccf	\$4.7703
1,956 ccf and over	\$8.3969
Usage per 1,000 gallons:	
0 to 258,060 gallons	\$0.5500
258,061 to 602,140 gallons	\$4.7510
602,141 to 1,462,340 gallons	\$6.3774
1,462,341 gallons and over	\$11.2258
Meter Charge:	Monthly Charge
Meter Size	
12"	\$1,170.73
Flow Rate All Usage:	Monthly Charge
Usage per 100 cubic feet (ccf):	
0 to 645 ccf	\$0.4114
646 to 1,505 ccf	\$3.5537
1506 to 3,655 ccf	\$4.7703
3,656 ccf and over	\$8.3969
Usage per 1,000 gallons:	
0 to 482,460 gallons	\$0.5500
482,461 to 1,125,740 gallons	\$4.7510
1,125,741 to 2,733,940 gallons	\$6.3774
2,733,941 gallons and over	\$11.2258

NOTE: 100 cubic feet (ccf) equals 748 gallons

Non-Residential: a retail customer/account consisting of business, commercial, industrial use, or any combination thereof

**MIAMI-DADE WATER AND SEWER DEPARTMENT
SCHEDULE OF RATES**

NON-RESIDENTIAL CUSTOMERS

WATER	<u>Effective</u>
<u>Monthly</u>	<u>October 1, 2020</u>
Meter Charge:	Monthly Charge
Meter Size	
14"	\$2,178.08
Flow Rate All Usage:	Monthly Charge
Usage per 100 cubic feet (ccf):	
0 to 1,200 ccf	\$0.4114
1,201 to 2,800 ccf	\$3.5537
2,801 to 6,800 ccf	\$4.7703
6,801 ccf and over	\$8.3969
Usage per 1,000 gallons:	
0 to 897,600 gallons	\$0.5500
897,601 to 2,094,400 gallons	\$4.7510
2,094,401 to 5,086,400 gallons	\$6.3774
5,086,401 gallons and over	\$11.2258
Meter Charge:	Monthly Charge
Meter Size	
16"	\$2,994.87
Flow Rate All Usage:	Monthly Charge
Usage per 100 cubic feet (ccf):	
0 to 1,650 ccf	\$0.4114
1,651 to 3,850 ccf	\$3.5537
3,851 to 9,350 ccf	\$4.7703
9,351 ccf and over	\$8.3969
Usage per 1,000 gallons:	
0 to 1,234,200 gallons	\$0.5500
1,234,201 to 2,879,800 gallons	\$4.7510
2,879,801 to 6,993,800 gallons	\$6.3774
6,993,801 gallons and over	\$11.2258

NOTE: 100 cubic feet (ccf) equals 748 gallons

Non-Residential: a retail customer/account consisting of business, commercial, industrial use, or any combination thereof

**MIAMI-DADE WATER AND SEWER DEPARTMENT
SCHEDULE OF RATES**

NON-RESIDENTIAL CUSTOMERS

WATER	<u>Effective</u>
<u>Quarterly</u>	<u>October 1, 2020</u>
Meter Charge:	Quarterly Charge
Meter Size	
5/8"	\$9.60
Flow Rate All Usage:	Quarterly Charge
Usage per 100 cubic feet (ccf):	
0 to 9 ccf	\$0.4114
10 to 21 ccf	\$3.5537
22 to 51 ccf	\$4.7703
52 ccf and over	\$8.3969
Usage per 1,000 gallons:	
0 to 6,732 gallons	\$0.5500
6,733 to 15,708 gallons	\$4.7510
15,709 to 38,148 gallons	\$6.3774
38,149 gallons and over	\$11.2258
Meter Charge:	Quarterly Charge
Meter Size	
1"	\$40.86
Flow Rate All Usage:	Quarterly Charge
Usage per 100 cubic feet (ccf):	
0 to 24 ccf	\$0.4114
25 to 54 ccf	\$3.5537
55 to 129 ccf	\$4.7703
130 ccf and over	\$8.3969
Usage per 1,000 gallons:	
0 to 17,952 gallons	\$0.5500
17,953 gallons to 40,392 gallons	\$4.7510
40,393 to 96,492 gallons	\$6.3774
96,493 gallons and over	\$11.2258

NOTE: 100 cubic feet (ccf) equals 748 gallons

Non-Residential: a retail customer/account consisting of business, commercial, industrial use, or any combination thereof

**MIAMI-DADE WATER AND SEWER DEPARTMENT
SCHEDULE OF RATES**

NON-RESIDENTIAL CUSTOMERS

WATER	<u>Effective</u>
<u>Quarterly</u>	<u>October 1, 2020</u>
Meter Charge:	
Meter Size	Quarterly Charge
1.5"	\$81.72
Flow Rate All Usage:	Quarterly Charge
Usage per 100 cubic feet (ccf):	
0 to 45 ccf	\$0.4114
46 to 105 ccf	\$3.5537
106 to 255 ccf	\$4.7703
256 ccf and over	\$8.3969
Usage per 1,000 gallons:	
0 to 33,660 gallons	\$0.5500
33,661 to 78,540 gallons	\$4.7510
78,541 to 190,740 gallons	\$6.3774
190,741 gallons and over	\$11.2258
Meter Charge:	Quarterly Charge
Meter Size	
2"	\$130.68
Flow Rate All Usage:	Quarterly Charge
Usage per 100 cubic feet (ccf):	
0 to 72 ccf	\$0.4114
73 to 168 ccf	\$3.5537
169 to 408 ccf	\$4.7703
409 ccf and over	\$8.3969
Usage per 1,000 gallons:	
0 to 53,856 gallons	\$0.5500
53,857 to 125,664 gallons	\$4.7510
125,665 to 305,184 gallons	\$6.3774
305,185 gallons and over	\$11.2258

NOTE: 100 cubic feet (ccf) equals 748 gallons

Non-Residential: a retail customer/account consisting of business, commercial, industrial use, or any combination thereof

**MIAMI-DADE WATER AND SEWER DEPARTMENT
SCHEDULE OF RATES**

NON-RESIDENTIAL CUSTOMERS

WATER	<u>Effective</u>
<u>Quarterly</u>	<u>October 1, 2020</u>
Meter Charge:	Quarterly Charge
Meter Size	
3"	\$261.39
Flow Rate All Usage:	Quarterly Charge
Usage per 100 cubic feet (ccf):	
0 to 144 ccf	\$0.4114
145 to 336 ccf	\$3.5537
337 to 816 ccf	\$4.7703
817 ccf and over	\$8.3969
Usage per 1,000 gallons:	
0 to 107,712 gallons	\$0.5500
107,713 to 251,328 gallons	\$4.7510
251,329 to 610,368 gallons	\$6.3774
610,369 gallons and over	\$11.2258
Meter Charge:	Quarterly Charge
Meter Size	
4"	\$408.42
Flow Rate All Usage:	Quarterly Charge
Usage per 100 cubic feet (ccf):	
0 to 225 ccf	\$0.4114
226 to 525 ccf	\$3.5537
526 to 1,275 ccf	\$4.7703
1,276 ccf and over	\$8.3969
Usage per 1,000 gallons:	
0 to 168,300 gallons	\$0.5500
168,301 to 392,700 gallons	\$4.7510
392,701 to 953,700 gallons	\$6.3774
953,701 gallons and over	\$11.2258

NOTE: 100 cubic feet (ccf) equals 748 gallons

Non-Residential: a retail customer/account consisting of business, commercial, industrial use, or any combination thereof

**MIAMI-DADE WATER AND SEWER DEPARTMENT
SCHEDULE OF RATES**

NON-RESIDENTIAL CUSTOMERS

WATER	<u>Effective</u>
<u>Quarterly</u>	<u>October 1, 2020</u>
Meter Charge:	Quarterly Charge
Meter Size	
6"	\$816.75
Flow Rate All Usage:	Quarterly Charge
Usage per 100 cubic feet (ccf):	
0 to 450 ccf	\$0.4114
451 to 1,050 ccf	\$3.5537
1,051 to 2,550 ccf	\$4.7703
2,551 ccf and over	\$8.3969
Usage per 1,000 gallons:	
0 to 336,600 gallons	\$0.5500
336,601 to 785,400 gallons	\$4.7510
785,401 to 1,907,400 gallons	\$6.3774
1,907,401 gallons and over	\$11.2258
Meter Charge:	Quarterly Charge
Meter Size	
8"	\$1,306.86
Flow Rate All Usage:	Quarterly Charge
Usage per 100 cubic feet (ccf):	
0 to 720 ccf	\$0.4114
721 to 1,680 ccf	\$3.5537
1,681 to 4,080 ccf	\$4.7703
4,081 ccf and over	\$8.3969
Usage per 1,000 gallons:	
0 to 538,560 gallons	\$0.5500
538,561 to 1,256,640 gallons	\$4.7510
1,256,641 to 3,051,840 gallons	\$6.3774
3,051,841 gallons and over	\$11.2258

NOTE: 100 cubic feet (ccf) equals 748 gallons

Non-Residential: a retail customer/account consisting of business, commercial, industrial use, or any combination thereof

**MIAMI-DADE WATER AND SEWER DEPARTMENT
SCHEDULE OF RATES**

NON-RESIDENTIAL CUSTOMERS

WATER	<u>Effective</u>
<u>Quarterly</u>	<u>October 1, 2020</u>
Meter Charge:	Quarterly Charge
Meter Size	
10"	\$1,878.63
Flow Rate All Usage:	Quarterly Charge
Usage per 100 cubic feet (ccf):	
0 to 1,035 ccf	\$0.4114
1,036 to 2,415 ccf	\$3.5537
2,416 to 5,865 ccf	\$4.7703
5,866 ccf and over	\$8.3969
Usage per 1,000 gallons:	
0 to 774,180 gallons	\$0.5500
774,181 to 1,806,420 gallons	\$4.7510
2,322,541 to 4,387,020 gallons	\$6.3774
4,387,021 gallons and over	\$11.2258
Meter Charge:	Quarterly Charge
Meter Size	
12"	\$3,512.19
Flow Rate All Usage:	Quarterly Charge
Usage per 100 cubic feet (ccf):	
0 to 1,935 ccf	\$0.4114
1,936 to 4,515 ccf	\$3.5537
4,516 to 10,965 ccf	\$4.7703
10,966 ccf and over	\$8.3969
Usage per 1,000 gallons:	
0 to 1,447,380 gallons	\$0.5500
1,447,381 to 3,377,220 gallons	\$4.7510
3,377,221 to 8,201,820 gallons	\$6.3774
8,201,821 gallons and over	\$11.2258

NOTE: 100 cubic feet (ccf) equals 748 gallons

Non-Residential: a retail customer/account consisting of business, commercial, industrial use, or any combination thereof

**MIAMI-DADE WATER AND SEWER DEPARTMENT
SCHEDULE OF RATES**

NON-RESIDENTIAL CUSTOMERS

WATER	<u>Effective</u>
<u>Quarterly</u>	<u>October 1, 2020</u>
Meter Charge:	Quarterly Charge
Meter Size	
14"	\$6,534.24
Flow Rate All Usage:	Quarterly Charge
Usage per 100 cubic feet (ccf):	
0 to 3,600 ccf	\$0.4114
3,601 to 8,400 ccf	\$3.5537
8,401 to 20,400 ccf	\$4.7703
20,401 ccf and over	\$8.3969
Usage per 1,000 gallons:	
0 to 2,692,800 gallons	\$0.5500
2,692,801 to 6,283,200 gallons	\$4.7510
6,283,201 to 15,259,200 gallons	\$6.3774
15,259,201 gallons and over	\$11.2258
Meter Charge:	Quarterly Charge
Meter Size	
16"	\$8,984.61
Flow Rate All Usage:	Quarterly Charge
Usage per 100 cubic feet (ccf):	
0 to 4,950 ccf	\$0.4114
4,951 to 11,550 ccf	\$3.5537
11,551 to 28,050 ccf	\$4.7703
28,051 ccf and over	\$8.3969
Usage per 1,000 gallons:	
0 to 3,702,600 gallons	\$0.5500
3,702,601 to 8,639,400 gallons	\$4.7510
8,639,401 to 20,981,400 gallons	\$6.3774
20,981,401 gallons and over	\$11.2258

NOTE: 100 cubic feet (ccf) equals 748 gallons

Non-Residential: a retail customer/account consisting of business, commercial, industrial use, or any combination thereof

**MIAMI-DADE WATER AND SEWER DEPARTMENT
SCHEDULE OF RATES**

RESIDENTIAL CUSTOMERS

WASTEWATER DISPOSAL**Monthly****Effective****October 1, 2020**

Base Facility Charge (based on water meter size):

Monthly Charge

Meter Size

5/8" plus 2,244 gallons (3ccf)	\$6.93
1" plus 2,244 gallons (3ccf)	\$18.95
1.5" plus 2,244 gallons (3ccf)	\$36.02
2" plus 2,244 gallons (3ccf)	\$56.51
3" plus 2,244 gallons (3ccf)	\$111.11

Flow Rate All Usage:

Monthly Charge

Usage per 100 cubic feet (ccf):

4 ccf and over \$6.5752

Usage per 1,000 gallons:

2,245 gallons and over \$8.7904**Quarterly**

Base Facility Charge (based on water meter size):

Quarterly Charge

5/8" plus 6,732 gallons (9ccf)	\$20.79
1" plus 6,732 gallons (9ccf)	\$56.85
1.5" plus 6,732 gallons (9ccf)	\$108.06
2" plus 6,732 gallons (9ccf)	\$169.53
3" plus 6,732 gallons (9ccf)	\$333.33

Flow Rate All Usage:

Quarterly Charge

Usage per 100 cubic feet (ccf):

10 ccf and over \$6.5752

Usage per 1,000 gallons:

6,733 gallons and over \$8.7904

NOTE: 100 cubic feet (ccf) equals 748 gallons

Residential: a retail customer/account consisting of a single family residence or duplex being served by a common meter

**MIAMI-DADE WATER AND SEWER DEPARTMENT
SCHEDULE OF RATES**

MULTI-FAMILY DWELLINGS (MFD)

WASTEWATER DISPOSAL**Monthly****Effective****October 1, 2020**

	Monthly Charge
Base Facility Charge: based on water meter size; applied per unit 5/8" to 16" plus 2,244 gallons (3ccf):	\$6.93
Flow Rate All Usage Per Unit:	Monthly Charge
Usage per 100 cubic feet (ccf): 4 ccf and over	\$6.5752
Usage per 1,000 gallons: 2,245 gallons and over	\$8.7904
<u>Quarterly</u>	Quarterly Charge
Base Facility Charge: based on water meter size; applied per unit 5/8" to 16" plus 6,732 gallons (9ccf):	\$20.79
Flow Rate All Usage Per Unit:	Quarterly Charge
Usage per 100 cubic feet (ccf): 10 ccf and over	\$6.5752
Usage per 1,000 gallons: 6,733 gallons and over	\$8.7904

NOTE: 100 cubic feet (ccf) equals 748 gallons

Multi-family: a retail customer/account consisting of more than two residential customers served by a common meter(s)

**MIAMI-DADE WATER AND SEWER DEPARTMENT
SCHEDULE OF RATES**

MIXED-USE BUILDINGS

WASTEWATER DISPOSAL**Monthly**

**Effective
October 1, 2020**

Base Facility Charge: based on water meter size; applied per billing unit	Monthly Charge
5/8" to 1.5" plus 2,244 gallons (3ccf)	\$10.88
2" plus 2,244 gallons (3ccf)	\$13.07
3" plus 2,244 gallons (3ccf)	\$20.01
4" to 6" plus 2,244 gallons (3ccf)	\$21.63
8" plus 2,244 gallons (3ccf)	\$23.26
10" plus 2,244 gallons (3ccf)	\$24.07
Flow Rate All Usage Per Billing Unit:	Monthly Charge
Usage per 100 cubic feet (ccf):	
4 ccf and over	\$6.5752
Usage per 1,000 gallons:	
2,245 gallons and over	\$8.7904

Quarterly

Base Facility Charge: based on water meter size; applied per billing unit	Quarterly Charge
5/8" to 1.5" plus 6,732 gallons (9ccf)	\$32.64
2" plus 6,732 gallons (9ccf)	\$39.21
3" plus 6,732 gallons (9ccf)	\$60.03
4" to 6" plus 6,732 gallons (9ccf)	\$64.89
8" plus 6,732 gallons (9ccf)	\$69.78
10" plus 6,732 gallons (9ccf)	\$72.21
Flow Rate All Usage Per Billing Unit:	Quarterly Charge
Usage per 100 cubic feet (ccf):	
10 ccf and over	\$6.5752
Usage per 1,000 gallons:	
6,733 gallons and over	\$8.7904

NOTE: 100 cubic feet (ccf) equals 748 gallons

MIXED USE: a retail customer/account consisting of more than two residential dwellings and non-residential activities served by a common meter in which permit application was submitted prior to October 1, 2016 (Ordinance No. 16-107)

BILLING UNIT: each residential unit within a mixed-use building shall be treated as one billing unit. All non-residential units within a mixed-use building shall collectively be treated as one billing unit.

**MIAMI-DADE WATER AND SEWER DEPARTMENT
SCHEDULE OF RATES**

NON-RESIDENTIAL CUSTOMER

WASTEWATER DISPOSAL**Monthly****Effective****October 1, 2020**

Base Facility Charge based on water meter size

Monthly Charge

5/8"	\$5.05
1"	\$18.78
1.5"	\$37.55
2"	\$60.09
3"	\$120.15
4"	\$187.75
6"	\$375.52
8"	\$600.82
10"	\$863.68
12"	\$1,614.71
14"	\$3,004.12
16"	\$4,130.67

Flow Rate All Usage:

Monthly Charge

Usage per 100 cubic feet (ccf):

0 to 3 ccf	\$1.4212
4 ccf and over	\$6.7292

Usage per 1,000 gallons:

0 to 2,244 gallons	\$1.9000
2,245 gallons and over	\$8.9963

NOTE: 100 cubic feet (ccf) equals 748 gallons

Non-Residential: a retail customer/account consisting of business, commercial, industrial use, or any combination thereof, including dewatering

**MIAMI-DADE WATER AND SEWER DEPARTMENT
SCHEDULE OF RATES**

NON-RESIDENTIAL CUSTOMER

WASTEWATER DISPOSALQuarterlyEffectiveOctober 1, 2020

Base Facility Charge: based on water meter size

Quarterly Charge

5/8"	\$15.15
1"	\$56.34
1.5"	\$112.65
2"	\$180.27
3"	\$360.45
4"	\$563.25
6"	\$1,126.56
8"	\$1,802.46
10"	\$2,591.04
12"	\$4,844.13
14"	\$9,012.36
16"	\$12,392.01

Flow Rate All Usage:

Quarterly Charge

Usage per 100 cubic feet (ccf):

0 to 9 ccf	\$1.4212
10 ccf and over	\$6.7292

Usage per 1,000 gallons:

0 to 6,732 gallons	\$1.9000
6,733 gallons and over	\$8.9963

NOTE: 100 cubic feet (ccf) equals 748 gallons

Non-Residential: a retail customer/account consisting of business, commercial, industrial use, or any combination thereof, including dewatering

MIAMI-DADE WATER AND SEWER DEPARTMENT
SCHEDULE OF RATES

WHOLESALE CUSTOMERS

Effective
October 1, 2020**WATER**

Wholesale Customers:

Flow Rate Per 1,000 gallons \$1.7947

WASTEWATER

Rates for Wet Season (May 1 to October 31 Annually)

Flow Rate Per 1,000 gallons \$3.7092

Rates for Dry Season (November 1 to April 30 Annually)

Flow Rate Per 1,000 gallons \$2.8850

**MIAMI-DADE WATER AND SEWER DEPARTMENT
SCHEDULE OF RATES**

RESIDENTIAL, MULTI-FAMILY DWELLINGS, MIXED-USE BUILDINGS, AND NON-RESIDENTIAL CUSTOMERS

WATER

**Effective
October 1, 2020**

Miami-Dade County (MDC) Water Conservation Surcharge:

(During South Florida Water Management District (SFWMD) water restrictions, flow usage rate of the fourth tier will be priced as follows):

RESIDENTIAL

Usage Flows Starting on 4th Rate Block per 100 cubic feet (ccf):

Permanent or Phase I of Water Restrictions Imposed by (SFWMD)	\$7.9833
Phase II of Water Restrictions Imposed by (SFWMD)	\$9.5800
Phase III of Water Restrictions Imposed by (SFWMD)	\$11.1767
Phase IV of Water Restrictions Imposed by (SFWMD)	\$12.7733

Usage Flows Starting on 4th Rate Block per 1,000 gallons (gal):

Permanent or Phase I of Water Restrictions Imposed by (SFWMD)	\$10.6729
Phase II of Water Restrictions Imposed by (SFWMD)	\$12.8075
Phase III of Water Restrictions Imposed by (SFWMD)	\$14.9421
Phase IV of Water Restrictions Imposed by (SFWMD)	\$17.0766

MULTI-FAMILY DWELLINGS AND MIXED-USE BUILDINGS

Usage Flows Starting on 4th Rate Block per 100 cubic feet (ccf):

Permanent or Phase I of Water Restrictions Imposed by (SFWMD)	\$4.2364
Phase II of Water Restrictions Imposed by (SFWMD)	\$5.0837
Phase III of Water Restrictions Imposed by (SFWMD)	\$5.9310
Phase IV of Water Restrictions Imposed by (SFWMD)	\$6.7783

Usage Flows Starting on 4th Rate Block per 1,000 gallons (gal):

Permanent or Phase I of Water Restrictions Imposed by (SFWMD)	\$5.6637
Phase II of Water Restrictions Imposed by (SFWMD)	\$6.7964
Phase III of Water Restrictions Imposed by (SFWMD)	\$7.9292
Phase IV of Water Restrictions Imposed by (SFWMD)	\$9.0619

NON-RESIDENTIAL

Usage Flows Starting on 4th Rate Block per 100 cubic feet (ccf):

Permanent or Phase I of Water Restrictions Imposed by (SFWMD)	\$8.3969
Phase II of Water Restrictions Imposed by (SFWMD)	\$10.0763
Phase III of Water Restrictions Imposed by (SFWMD)	\$11.7556
Phase IV of Water Restrictions Imposed by (SFWMD)	\$13.4351

Usage Flows Starting on 4th Rate Block per 1,000 gallons (gal):

Permanent or Phase I of Water Restrictions Imposed by (SFWMD)	\$11.2258
Phase II of Water Restrictions Imposed by (SFWMD)	\$13.4710
Phase III of Water Restrictions Imposed by (SFWMD)	\$15.7161
Phase IV of Water Restrictions Imposed by (SFWMD)	\$17.9613

Miami Springs System Improvement Surcharge	22.58%
--	--------

WASTEWATER

Miami Springs System Improvement Surcharge	45.27%
--	--------

**MIAMI-DADE WATER AND SEWER DEPARTMENT
SCHEDULE OF WATER FEES AND CHARGES**

WATER

**Effective
October 1, 2020**

1. Oversizing Credits

Pipe Size	Credit Per Linear Foot	Credit Per Each Butterfly Valve
8" to 12"	(\$9.00)	(\$470.00)
8" to 16"	(\$19.00)	(\$3,197.00)
8" to 20"	(\$31.00)	(\$7,415.00)
8" to 24"	(\$44.00)	(\$8,256.00)
8" to 30"	(\$81.00)	(\$19,722.00)
8" to 36"	(\$93.00)	(\$24,742.00)
12" to 16"	(\$11.00)	(\$2,728.00)
12" to 20"	(\$23.00)	(\$6,946.00)
12" to 24"	(\$36.00)	(\$7,787.00)
12" to 30"	(\$61.00)	(\$19,253.00)
12" to 36"	(\$84.00)	(\$24,273.00)

2. Developer Payment/Credit for New Water Service Installation for Existing Property Use

Pipe Size	
1" (single service)	(\$1,800.00)
1" (dual service)	(\$1,800.00)
2" (single service)	(\$2,500.00)

3. Water Allocation Certification

Initial Certification	\$90.00
Re-Certification	\$30.00

4. Construction Connection Charge

Pipe Size	Rate Per Front Foot
8"	\$30.00
12" (12-inch base size only)	\$35.00
16" (16-inch base size only)	\$42.00

5. Service Installation Fees

Service Size	
1" (5/8" meter-twin off or second meter in existing dual box)	\$850.00
1" (single - 5/8" or 1" meter)	\$1,200.00
1" (dual - two 5/8" meters)	\$1,700.00
2" (single - 2" meter)	\$2,500.00
Greater than 2"	Actual Cost

NOTE: The above fees will apply for all typical service installations. However, the Department reserves the right to charge its actual costs for a typical service installation.

**MIAMI-DADE WATER AND SEWER DEPARTMENT
SCHEDULE OF WATER FEES AND CHARGES**

WATER

Effective
October 1, 2020

6. Temporary Portable Meter Guarantee Deposit**Meter Size**

1"	\$1,500.00
2" and Above	\$2,500.00

NOTE: Resolution No. 3281 specifically excludes the above deposits from earning simple interest calculated on guarantee deposits for retail customers.

7. Fire Protection Water Service Rates**Monthly****Quarterly****Size of Fire Line Connection**

2"	\$2.25	\$6.75
3"	\$4.00	\$12.00
4"	\$7.00	\$21.00
6"	\$11.50	\$34.50
8"	\$15.00	\$45.00
10"	\$23.00	\$69.00
12"	\$30.00	\$90.00

8. Fire Hydrant Service Charge

Per month	\$0.80
Per quarter	\$2.40

9. Connection Charge Rate

Per average daily gallon	\$1.39
--------------------------	--------

10. Basic Customer Service Fees

A. Deposit		
Residential-based on customer's credit analysis and payment history		\$0.00 to \$100.00
Commercial - monthly	Amount based on 2.5 times the anticipated monthly billing with a minimum charge of \$50.00	
Commercial - quarterly	Amount based on 1.5 times the anticipated quarterly billing with a minimum charge of \$50.00	
B. Charge for opening or transferring an account on billing system		\$10.00
C. Additional charge if a field visit is required to connect the water meter or obtain a water meter reading.		\$35.00

**MIAMI-DADE WATER AND SEWER DEPARTMENT
SCHEDULE OF WATER FEES AND CHARGES**

WATER

Effective
October 1, 2020

11. Other Service Fees

A. Office investigation of a delinquent account resulting from:	
Active meter violation	\$30.00
Returned payment (check, draft, or other order for the payment of money) (F.S. 2005 - 125.0105, 832.08(5)):	
If face value of payment does not exceed \$50.00	\$25.00
If face value of payment exceeds \$50.00 but does not exceed \$300.00	\$30.00
If face value of payment exceeds \$300.00	\$40.00
	(or 5% of the face amount of payment, whichever is greater)
B. Field visit to collect a payment or deposit or to discontinue water service by cutting or locking service or removing meter and plugging service	\$20.00
C. Field visit to reconnect a cut-off or locked service or to reinstall a meter	\$35.00
D. Field visit after initial attempt to read meter, disconnect service, or to inspect backflow prevention device required due to denied access	\$50.00
E. Penalty for failure to provide a meter reading or a meter for inspection as required for floating/ temporary portable meters (construction meters)	\$150.00
F. Customer-requested high bill investigation, which does not meet established criteria	\$20.00
G. Charges the Department incurs on behalf of the customer, which shall be passed on to the customer	\$5.00 (minimum charge)
H. Field visit to inspect/verify repairs related to underground leak credits	\$30.00
I. Field visit to check a meter reading or pool credit reading (for each visit)	\$12.50
J. Administrative Hearing Charged even if customer fails to appear at hearing and fails to cancel more than seven (7) days before hearing date	\$75.00

12. Customer Requested Submeter Installation

To cover cost of field inspections, approvals and clerical expenses for establishing future billings	\$50.00
--	---------

**MIAMI-DADE WATER AND SEWER DEPARTMENT
SCHEDULE OF WATER FEES AND CHARGES**

WATER

Effective
October 1, 2020

13. Pipe Tapping Charges

Tap Size	
4"	\$520.00
6"	\$530.00
8"	\$600.00
12"	\$785.00
16"	\$1,555.00
20"	\$1,885.00
Overtime Charge	\$105.00

NOTE: There will be a \$205.00 charge if Department personnel arrive on a job site and are unable to perform the tapping operation because the contractor has not fulfilled its obligations specified in the Rules and Regulations. No materials shall be furnished by the Department for installation under the prices listed above.

14. Tailpiece Charge

Tailpiece Size	
3/4"	\$40.00
1"	\$75.00
2"	\$180.00

15. Certified Meter Test Charge

In-House Testing	
5/8" and 1" Meters	\$50.00
1 1/2" and 2" Meters	\$85.00
On-Site Testing	
3" through 10" Meters	\$200.00
Third Party Vendor Testing	
5/8" and 1" Meters	\$90.00
1 1/2" and 2" Meters	\$160.00

16. Municipal Excise Tax on Water Bills

As required by local ordinances, the Department will impose an excise tax on retail sales of water. Exempt from this tax are governmental agencies, houses of public worship and certain consulates.

17. Permit Fee(s)

As charged to the Department by various governmental agencies.

**MIAMI-DADE WATER AND SEWER DEPARTMENT
SCHEDULE OF WATER FEES AND CHARGES**

WATER

**Effective
October 1, 2020**

18. Premise Location Certificate

To obtain notification of any actual or potential lien amount attached to a premise location fee per premise address:

Water & Sewer

- | | | |
|----|--------------------------------------|---------|
| A. | Regular premise location certificate | \$10.00 |
| B. | 24-hour premise location certificate | \$20.00 |

19. Plans Review and Inspection Fees

Plans Review Fees entitles the applicant to an initial plans review and one final review.

- | | | |
|----|--|--|
| A. | Firelines/Services | \$55.00 |
| B. | Water Main Extensions | |
| | Up to 500 ft. | \$300.00 |
| | 501 ft. to 2,000 ft. | \$350.00 |
| | Greater than 2,000 ft. | \$350.00 |
| | | <small>plus \$0.18 per ft >2,000 ft</small> |
| C. | Each rework of Plans Review items above A and B. | \$106.59 |

Renewal of expired approval and revisions (One year or more after original approval)	Same as original fee
---	----------------------

Single period, two-year extension of approval for qualifying projects pursuant to Ordinance # 11-60	\$79.00
--	---------

Processing fees for the review and approval of plans for code compliance regarding water extension projects, including firelines.

**MIAMI-DADE WATER AND SEWER DEPARTMENT
SCHEDULE OF WATER FEES AND CHARGES**

WATER

**Effective
October 1, 2020**

20. Laboratory Fees for Drinking Water Tests

Per Sample (*Excludes Sample Collection*)

Bacteriology (Membrane Filter)	\$15.00
Bacteriology (Membrane Filter) - <i>After Hours</i>	
<i>Charge to Wholesale Customers</i>	\$40.00
Color	\$10.00
Fluoride	\$20.00
Lead/Copper	\$50.00
Trihalomethanes	\$50.00
Water Quality Parameters	\$60.00
Volatile Organic Contaminants	\$75.00
Nitrate	\$10.00
Nitrite	\$10.00
Alkalinity	\$8.00
Chloride	\$8.00
Calcium	\$6.00
Hardness	\$8.00
Conductivity	\$4.00
Total Dissolved Solids (TDS)	\$6.00
Turbidity	\$8.00
Chlorine Residual	\$10.00
Ammonia - Nitrogen	\$10.00
Dissolved Oxygen	\$6.00
Total Phosphorous	\$10.00
Ortho Phosphate	\$10.00
pH	\$4.00
Sulfate	\$16.00
Total Organic Carbon	\$16.00
Marble	\$25.00
Sodium	\$18.00

Sample Collection Fee

Per water sample	\$25.00
------------------	---------

Fee charged for Department's laboratory sample collection services

21. Payment for Collection of Lead/Copper Water Test at Customer Tap

Payment for collection of sample	(\$50.00)
----------------------------------	-----------

Payment by Department to customers in established pool of homes who participate in sample collection for compliance with EPA Lead and Copper Rule (LCR).

22. Release of Easement Fees

A. Release of platted easement rights	\$250.00
B. Conditional consent letter for permission to use easement until required by Department	\$50.00
C. All other release requests	\$500.00

**MIAMI-DADE WATER AND SEWER DEPARTMENT
SCHEDULE OF WATER FEES AND CHARGES**

WATER

Effective
October 1, 2020

23. Completion of Water and Sewer Verification Form Fees* (See Table 2)

(See Section 24-43.1(5) of the Miami-Dade County Code)

Water Only

A.	Residential (R-A)	\$30.00
B.	Multi-family residential (R-B)	\$75.00
C.	Non-residential (NR)	\$75.00

Water & Sewer

A.	Residential (R-A)	\$60.00
B.	Multi-family residential (R-B)	\$150.00
C.	Non-residential (NR)	\$150.00

* No additional process fee will apply to obtain "verification forms" after execution of agreement

*	Single period, two-year extension of approval for qualifying projects pursuant to Ordinance # 11-60	\$79.00
---	---	---------

24. Water and Sewer Ordinance Letter**Water Only**

A.	Residential	\$30.00
B.	Commercial	\$75.00

Water & Sewer

A.	Residential	\$60.00
B.	Commercial	\$150.00

25. Review and Release of Recorded Document Fees (Other Than Easements)

(covenants, unities of title, service agreements, warranty deeds)

A.	Water only	\$100.00
B.	Water & Sewer	\$150.00

26. Completion of Service Feasibility Questionnaire Fee

\$25.00

27. Preparation of Service Agreement Fees ***Water Only**

	Residential, multi-family and commercial use	\$100.00
--	--	----------

Water & Sewer

	Residential, multi-family and commercial use	\$200.00
--	--	----------

* No additional process fee will apply to obtain "verification forms" after execution of agreement

*	Single period, two-year extension of approval for qualifying projects pursuant to Ordinance # 11-60	\$79.00
---	---	---------

**MIAMI-DADE WATER AND SEWER DEPARTMENT
SCHEDULE OF WATER FEES AND CHARGES**

WATER

**Effective
October 1, 2020**

28. Preparation of Letter of Availability Fees

A.	Water only	\$50.00
B.	Water & Sewer	\$100.00

29. Other Recordable Legal Document Fees

A.	Preparation of covenant	
	1. Water only	\$25.00
	2. Water & Sewer	\$50.00
B.	Preparation of unity of title	
	1. Water only	\$25.00
	2. Water & Sewer	\$50.00

30. Environmental Quality Control Board (EQCB)**Letter Preparation Fees**

A.	Water only	\$35.00
B.	Water & Sewer	\$70.00

31. Review of Shop Drawings Fee

	Per shop drawing	\$60.00
--	------------------	---------

Fee charged for the review of shop drawings for Department compliance regarding water valve fittings and taps.

32. Blueline Prints Requested From As-Builts Fee

	Fee per blueline print	\$5.00
--	------------------------	--------

33. Design and Construction Standard Specifications and Details Publication Fee

	Per publication	\$50.00
--	-----------------	---------

34. Verification of Underground Water and Sewer Infrastructure Horizontal Location Fee

	Per 100 Linear Feet	\$50.00
	Additional Linear Foot	\$0.50
	(verification of horizontal location of underground infrastructure as shown on As-Builts)	

**MIAMI-DADE WATER AND SEWER DEPARTMENT
SCHEDULE OF WATER FEES AND CHARGES**

WATER

Effective
October 1, 2020

35. Safety and Rescue Training Course Fees**Water & Sewer**

A. Confined space entry (24 hours)	\$450.00
B. Hazardous material technician and incident command class (40 hours)	\$550.00
C. Hazwoper training (40 hours)	\$550.00
D. Air monitoring (16 hours)	\$150.00
E. Excavation safety (Trenching & shoring, 16 hours)	\$250.00
F. Fall protection/scaffolding (16 hours)	\$250.00
G. Electrical safety (16 hours)	\$500.00
H. Respiratory protection (40 hours)	\$450.00

NOTE: The revenues from the above course fees are allocated to the water and wastewater funds.

36. Floating Meters/Temporary Portable Meters/ Damaged/Cleaning Fees

Meter Size	
1"	\$72.00
2"	\$125.00
3" and above	\$140.00

37. Floating Meters/Temporary Portable Meters

Charge to read a floating meter in the field.	\$50.00
---	---------

38. Preparation of GIS Adhoc Maps and/or Data Fees

Per hour (minimum one hour)	\$65.00
Additional copies of the same map-per copy	\$25.00

39. Detecto Meters

Per 100 cubic feet	\$6.7175
Per 1,000 gallons	\$8.9806

**MIAMI-DADE WATER AND SEWER DEPARTMENT
SCHEDULE OF WATER FEES AND CHARGES**

WATER

Effective
October 1, 2020

40. Security Fees

A. Fee for Issuance of Initial Identification Card

Per person \$60.00

Fee charged for background check and processing costs for identification card and transponder issued to persons having access to Department facilities.

(Consultants, Contractors, Non-Water and Sewer Department Staff)

B. Fee for Renewal of Expired Identification Card

(one year from date of issuance)

(Consultants, Contractors, Non-Water and Sewer Department Staff)

Per person \$55.00

C. Fee for Replacement of Identification Card

(card lost, stolen, etc.)

Per person \$15.00

41. Subscription Fee to Access Customer Care and Billing System (CCB)

Fee per user \$6,300.00

Annual fee charged to title and lien companies to provide access to the Department's Customer Care and Billing System (CCB) via the Internet for Premise Lien Certificates (PLC).

42. Cut For Non-Payment (CONP)

Third Attempt Water Meter Removal Charge \$250.00

Fee charged to customers who fail to provide access to water meter on two previous attempts to collect or lock service for non-payment.

43. Developer Repayment Fee

To cover administrative costs for collection and repayment of construction connection charges collected from connecting and/or abutting properties in behalf of developers who constructed the facilities.

2.5% of gross repayment

44. Unauthorized Usage of Water on Fire Lines

Daily penalty charge against fire line accounts for allowing unauthorized usage or waste of water.

\$100.00 per day

**MIAMI-DADE WATER AND SEWER DEPARTMENT
SCHEDULE OF WATER FEES AND CHARGES**

WATER

Effective
October 1, 2020

45. General & Administrative (G&A) Overhead (OH) Rate

Rate charged to offset general and administrative costs related to work performed by the Department due to request, damage (billable job orders) or contractual agreement.

10.6% of total cost

46. Pipeline Installation Contributions

Pipe Size

Rate Per Linear Foot

8"
12"

\$42.00
\$46.00

Contributory payments by developers of certain development projects as indicated by Section 2.04(2c) of the Rules and Regulations.

47. After-Hours Construction Inspections Activity Fees

Per hour rate charged for work outside the specified work hours - weekends, nights and holidays for contractors with special requirements or deadlines for construction.

\$90.00 per hour

48. Water Meter Installation Fees

These fees are for the installation of the water meter(s) only. All new water services must be installed in accordance with the appropriate Water & Sewer Department Standard Detail, prior to the installation of the water meters.

The Department reserves the right to install the appropriate sized meter, if a service is deemed to be oversized for a specific premise, as long as an adequate amount of flow is provided.

Fee for installing initial water meter for new customer

Service Size (Section 45) :

3/4" or 5/8"	\$145.00
1"	\$195.00
2"	\$1,350.00
4" (with 2 - 2" meters)	\$2,665.00
4" Turbo	\$4,075.00
6" Turbo	\$6,145.00
6" x 4" Turbo	\$7,475.00
8" Turbo	\$9,380.00
8" x 4" Turbo	\$10,740.00
10" Turbo	\$11,770.00
10" x 4" Turbo	\$13,130.00

Note: All other sizes and/or configurations will be charged at actual cost.

**MIAMI-DADE WATER AND SEWER DEPARTMENT
SCHEDULE OF WATER FEES AND CHARGES**

WATER

Effective
October 1, 2020

49. Return Field Visit to Set Meter After Failed Meter Installation

Fee for return field visit to set meter after initial installation was not up to Department standards.

Service Size

5/8" to 1"	\$35.00
2" to 10"	\$55.00

50. Rental of Light Towers

\$505.00 per tower per day

51. Surcharge for After- Hours Initial Meter Installation**Service Size:**

3/4" to 1" Service	\$385.00
2" to 4" Service	\$675.00
6" to 10" Service	\$1,015.00

52. Curb Stop Replacement for Initial Meter Installation

\$165.00

53. Backflow Preventer Test and Non-Compliant Certification Fee

\$250.00

Charged to customers that fail to comply with the annually required backflow preventer testing; customer will receive two notices before a contractor is hired to perform testing and fee is charged.

54. Backflow Preventer Assembly Test Report Submission

\$5.00

Processing test report submitted by private tester

55. Construction Contract Documents

A. Contract Documents on a CD or DVD (cost per CD/DVD)	\$20.00
B. Contract Documents without Full-Sized Plan Sheets	\$25.00
C. Contract Documents with Engineer's Estimate up to \$500,000	\$25.00
D. Contract Documents for Projects bidding via Miscellaneous Construction Contracts (MCC) with Engineer's Estimate greater than \$500,000 but less than \$5 million.	\$40.00
E. Contract Documents for Projects not bidding via Miscellaneous Construction Contracts (MCC) with Engineer's Estimate, as follows:	
1. Greater than \$500,000, but up to \$5 million	\$50.00
2. Greater than \$5 million, but up to \$10 million	\$75.00
3. Greater than \$10 million, but up to \$20 million	\$100.00
4. Greater than \$20 million, but up to \$50 million	\$150.00
5. Greater than \$50 million, but up to \$100 million	\$250.00
6. Greater than or equal to \$100 million	\$350.00

MIAMI-DADE WATER AND SEWER DEPARTMENT
SCHEDULE OF WASTEWATER FEES AND CHARGES

WASTEWATER

Effective
October 1, 2020

1. Oversizing Credits

A. Force Mains	Credit Per Linear Foot	Credit Per Plug Valve
8" to 12"	(\$10.00)	(\$790.00)
8" to 16"	(\$22.00)	(\$2,264.00)
8" to 20"	(\$42.00)	(\$4,006.00)
8" to 24"	(\$50.00)	(\$20,575.00)
8" to 30"	(\$81.00)	(\$40,210.00)
8" to 36"	(\$106.00)	(\$65,776.00)
12" to 16"	(\$13.00)	(\$1,512.00)
12" to 20"	(\$33.00)	(\$3,230.00)
12" to 24"	(\$41.00)	(\$20,664.00)
12" to 30"	(\$71.00)	(\$40,229.00)
12" to 36"	(\$96.00)	(\$65,865.00)

**Credit Per Inch Diameter
Per Linear Foot**

B. Gravity Sewer Mains	
8" to 10"	(\$3.00)
8" to 12"	(\$7.00)

2. Developer Payment/Credit for New Sanitary Sewer Lateral Installation for Existing Property Use (\$5,000.00)

3. Construction Connection Charge

Pipelines	Pipe Size	Rate Per Front Foot
Gravity Sewers	8"	\$29.00
	10"	\$31.00
	12"	\$33.00
Force Mains	8"	\$32.00
	12"	\$38.00
	16"	\$49.00

4. Connection Charge Rate

Per average daily gallon	\$5.60
Per average daily gallon for customers utilizing a graywater disposal	\$2.80

5. Basic Customer Service Fees

A. Residential - based on customer's credit analysis and payment history	\$0.00 to \$100.00
Commercial - monthly	Amount based on 2.5 times the anticipated monthly billing with a minimum charge of \$50.00
Commercial - quarterly	Amount based on 1.5 times the anticipated quarterly billing with a minimum charge of \$50.00
B. Administrative Hearing	\$75.00
Charged even if customer fails to appear at hearing and fails to cancel more than seven (7) days before hearing date	

**MIAMI-DADE WATER AND SEWER DEPARTMENT
SCHEDULE OF WASTEWATER FEES AND CHARGES**

WASTEWATER

Effective
October 1, 2020

6. Domestic Waste Disposal Fee

Charged to commercial tankers for unloading domestic waste at wastewater treatment plants; After hours: 10:01pm - 5:59am

0 - 1,000 gallons truck	\$65.50
0 - 1,000 gallons truck - After hours	\$131.00
1,001 - 1,500 gallons truck	\$98.25
1,001 - 1,500 gallons truck - After hours	\$196.50
1,501 - 2,000 gallons truck	\$131.00
1,501 - 2,000 gallons truck - After hours	\$262.00
Over 2,000 gallons truck- (per hundred gallons)	\$6.55
Over 2,000 gallons truck - (per hundred gallons) - After hours	\$13.10

7. Fats, Oils, Grease (FOG), and Other Waste Disposal Fee

Charged to commercial tankers for unloading fats, oils, grease (FOG), and other waste at wastewater treatment plants; After hours: 10:01pm - 5:59am

0 - 1,000 gallons truck	\$94.00
0 - 1,000 gallons truck - After hours	\$188.00
1,001 - 1,500 gallons truck	\$141.00
1,001 - 1,500 gallons truck - After hours	\$282.00
1,501 - 2,000 gallons truck	\$188.00
1,501 - 2,000 gallons truck - After hours	\$376.00
Over 2,000 gallons truck - (per hundred gallons)	\$9.40
Over 2,000 gallons truck - (per hundred gallons) - After hours	\$18.80

8. Waste Hauler Tank Disposal Deposit

Per waste hauler tank disposal account \$2,000.00

9. Hauled Waste Receiving Station Spill Clean-up

Per accidental spill when delivering waste loads to receiving stations \$414.00

10. Waste Hauler Truck Cleanout Charge

Per cleanout \$50.00

11. Waste Hauler Truck Calibration Decal

Charged per verification of waste truck capacity. Trucks are provided with a decal that identifies gallonage. \$100.00

12. Departmental Review of Waste Load Disposal Other than FOG or Domestic

Ensure compliance with Miami Dade County Liquid Waste Transportation and Disposal Guidance Manual. \$111.00

13. Laboratory Sampling of Other Waste Load Disposal

\$563.00

14. High Strength Sewage Surcharge

Per pound for portion of suspended solids in excess of a concentration of 200 milligrams per liter \$0.14

Per pound for portion of biochemical oxygen demand in excess of a concentration of 200 milligrams per liter \$0.19

**MIAMI-DADE WATER AND SEWER DEPARTMENT
SCHEDULE OF WASTEWATER FEES AND CHARGES**

WASTEWATER

Effective
October 1, 2020

15. Pump Station Maintenance Fee	Fees charged for maintenance of pump stations under Interdepartmental Agreement	
16. Discharge Regulations Violations	Fine for failure to comply with discharge regulations	\$500.00
17. Removal of Clean-Out Plug		\$150.00
18. Permit Fee(s)	As charged to the Department by various governmental agencies	
19. Premise Location Certificate	To obtain notification of any actual or potential lien amount attached to a premise location Fee per service address:	
	Water & Sewer	
	A. Regular premise location certificate	\$10.00
	B. 24-hour premise location certificate	\$20.00
20. Plans Review and Inspection Fees	Processing fees for the review and approval of plans for code compliance regarding sewer extension projects, including sewer laterals, connections and pump stations. Plans Review Fees entitles the applicant to an initial plans review and one final review.	
	A. Laterals/Connections	\$55.00
	B. Sewer Main Extensions	
	Up to 500 ft.	\$300.00
	501 ft. to 2,000 ft.	\$350.00
	Greater than 2,000 ft.	\$350.00
		plus \$0.18 per ft >2,000 ft
	C. Pump Station	\$800.00
	D. Each rework of Plans Review Items above A. B. and C.	\$106.59
	Renewal of expired approval and revisions (One year or more after approval)	Same as original fee
	Single period, two-year extension of approval for qualifying projects pursuant to Ordinance # 11-60	\$79.00
21. Weed Control Fee	Per quarter	\$25.00
22. Facilities with Excessive Infiltration Surcharge		10%
23. Discharge of Sludge Charge		\$40.00/ton

**MIAMI-DADE WATER AND SEWER DEPARTMENT
SCHEDULE OF WASTEWATER FEES AND CHARGES**

WASTEWATER

Effective
October 1, 2020

24. Telemetering Equipment Installation Fee

Fee charged for installation of telemetering equipment at developer installed pump stations
Per pump station \$7,550.00

25. Marinas

40% of retail rate

26. Release of Easement Fees

- | | |
|---|----------|
| A. Release of platted easement rights | \$250.00 |
| B. Conditional consent letter for permission to use easement until required by Department | \$50.00 |
| C. All other release requests | \$500.00 |

27. Completion of Application Form Fees

- | | |
|---|----------|
| A. Utilities collection transmission capacity form | \$50.00 |
| B. Industrial pre-treatment facility application form
Sewer only | \$150.00 |

28. Completion of Water and Sewer Verification Form Fees* (See Table 2)

(See Section 24-43.1(5) of the Miami-Dade County Code)

Sewer Only

- | | |
|-----------------------------------|---------|
| A. Residential (R-A) | \$30.00 |
| B. Multi-family residential (R-B) | \$75.00 |
| C. Non-residential (NR) | \$75.00 |

Water & Sewer

- | | |
|-----------------------------------|----------|
| A. Residential (R-A) | \$60.00 |
| B. Multi-family residential (R-B) | \$150.00 |
| C. Non-residential (NR) | \$150.00 |

* No additional process fee will apply to obtain "verification forms" after execution of agreement

* Single period, two-year extension of approval for qualifying projects pursuant to Ordinance # 11-60 \$79.00

29. Ordinance Letter

Wastewater Only

- | | |
|----------------|---------|
| A. Residential | \$30.00 |
| B. Commercial | \$75.00 |

Water & Sewer

- | | |
|----------------|----------|
| A. Residential | \$60.00 |
| B. Commercial | \$150.00 |

30. Review and Release of Recorded Document Fees (Other Than Easements)

(Covenants, unities of title, service agreements, warranty deeds)

- | | |
|------------------|----------|
| A. Sewer only | \$100.00 |
| B. Water & Sewer | \$150.00 |

**MIAMI-DADE WATER AND SEWER DEPARTMENT
SCHEDULE OF WASTEWATER FEES AND CHARGES**

WASTEWATER

Effective
October 1, 2020

31. Preparation of Service Agreement Fees *

Sewer Only
Residential, multi-family and commercial use \$100.00

Water & Sewer
Residential, multi-family and commercial use \$200.00

* No additional process fee will apply to obtain "verification forms" after execution of agreement

* Single period, two-year extension of approval for
qualifying projects pursuant to Ordinance # 11-60 \$79.00

32. Preparation of Letter of Availability Fees

A. Sewer only \$50.00
B. Water & Sewer \$100.00

33. Other Recordable Legal Document Fees

A. Preparation of covenant
1. Sewer only \$25.00
2. Water & Sewer \$50.00

B. Preparation of unity of title
1. Sewer only \$25.00
2. Water & Sewer \$50.00

34. Completion of Groundwater Discharge Form Fee \$50.00

35. Environmental Quality Control Board

(EQCB) Letter Preparation Fees

A. Sewer only \$35.00
B. Water & Sewer \$70.00

36. Customer Call-Out Fees

Fee for investigation and/or emergency response to sewer collection complaints (call-outs), fee charged only if Department is not responsible to correct complaint

Fee per call-out:

A. Regular working hours \$125.00
B. Non-regular working hours \$175.00

37. Customer Initiated Closed Circuit Television Lateral Inspection Fee

Per inspection \$250.00

38. Review of Shop Drawings Fee

Per shop drawing \$100.00

Fee charged for the review of shop drawings for Department compliance regarding sewer manholes, fittings, taps and pump stations

**MIAMI-DADE WATER AND SEWER DEPARTMENT
SCHEDULE OF WASTEWATER FEES AND CHARGES**

WASTEWATER

Effective
October 1, 2020

39. Blueline Prints Requested From As-Builts Fee

Fee per blueline print	\$5.00
------------------------	--------

40. Design and Construction Standard Specifications and Details Publication Fee

Per publication	\$50.00
-----------------	---------

41. Verification of Underground Water and Sewer Infrastructure Horizontal Location Fee

Per 100 Linear Feet	\$50.00
Additional Linear Foot (verification of horizontal location of underground infrastructure as shown on As-Builts)	\$0.50

42. Safety and Rescue Training Course Fees

Water & Sewer

A. Confined space entry (24 hours)	\$450.00
B. Hazardous material technician and incident command class (40 hours)	\$550.00
C. Hazwoper training (40 hours)	\$550.00
D. Air monitoring (16 hours)	\$150.00
E. Excavation safety (Trenching & shoring, 16 hours)	\$250.00
F. Fall protection/scaffolding (16 hours)	\$250.00
G. Electrical safety (16 hours)	\$500.00
H. Respiratory protection (40 hours)	\$450.00

NOTE: The revenues from the above course fees are allocated to the water and wastewater funds.

**MIAMI-DADE WATER AND SEWER DEPARTMENT
SCHEDULE OF WASTEWATER FEES AND CHARGES**

WASTEWATER

Effective
October 1, 2020

43. Laboratory Fees for Wastewater Tests***Per Sample (Excludes Sample Collection)***

Bacteriology (Membrane Filter)	\$15.00
Bacteriology (Membrane Filter) - <i>After Hours Charge to Wholesale Customers</i>	\$40.00
Nitrate	\$10.00
Nitrite	\$10.00
Alkalinity	\$8.00
Chloride	\$8.00
Conductivity	\$4.00
Total Dissolved Solids (TDS)	\$6.00
Chlorine Residual	\$10.00
Ammonia - Nitrogen	\$10.00
Dissolved Oxygen	\$6.00
Total Phosphorous	\$10.00
Ortho Phosphate	\$10.00
Biochemical Oxygen Demand	\$12.00
pH	\$4.00
Sulfate	\$16.00
Total Kjeldahl Nitrogen	\$14.00
Total Organic Carbon	\$16.00
Total Suspended Solids	\$6.00
Sodium	\$18.00

44. Preparation of GIS Adhoc Maps and/or Data Fees

Per hour	\$65.00
(minimum one hour)	
Additional copies of the same map	
Per copy	\$25.00

45. Billing Service Fee for Processing Stormwater Utility Fee for Municipalities

Fee Determined by Agreement

46. Billing Service Fee for Processing Sewer Billings for Coral Gables

Fee Determined by Agreement

47. Graywater Disposal System

Customers who utilize an approved graywater disposal system and install a sub-meter to measure water entering the property which utilizes the graywater disposal system will not be charged wastewater disposal for usage measured on the sub-meter.

48. Temporary Portable Meter Guarantee Deposit

2" Meter and Above	\$2,500.00
--------------------	------------

NOTE: Resolution No. 3281 specifically excludes the above deposits from earning simple interest calculated on guarantee deposits for retail customers.

49. Floating Meters/Temporary Portable Meters

Charge to read a floating meter in the field	\$50.00
--	---------

50. Floating Meters/Temporary Portable Meters/ Damaged/Cleaning Fees

3" Meter and Above	\$140.00
--------------------	----------

**MIAMI-DADE WATER AND SEWER DEPARTMENT
SCHEDULE OF WASTEWATER FEES AND CHARGES**

WASTEWATER	<u>Effective</u> <u>October 1, 2020</u>
51. Penalty for failure to provide a meter reading or a meter for inspection as required for floating/temporary portable meters (construction meters)	\$150.00
52. Security Fees	
A. Fee for Issuance of Initial Identification Card	
Per person	\$60.00
Fee charged for background check and processing costs for identification card issued to persons having access to Department facilities. (Consultants, Contractors, Non-Water and Sewer Department staff)	
B. Fee for Renewal of Expired Identification Card (one year from date of issuance) (Consultants, Contractors, Non-Water and Sewer Department staff)	
Per person	\$55.00
C. Fee for Replacement of Identification Card (card lost, stolen, etc.)	
Per person	\$15.00
53. Subscription Fee to Access Customer Care and Billing System (CCB)	
Fee per user	\$6,300.00
Annual fee charged to title and lien companies to provide access to the Department's Customer Care and Billing System (CCB) via the Internet for Premise Lien Certificates (PLC).	
54. Cut For Non-Payment (CONP)	
Third Attempt Water Meter Removal Charge	\$250.00
Fee charged to customers who intentionally blocked access to water meter on two previous attempts to collect or lock service for non-payment.	
55. After-Hours Construction Inspections Activity Fees	
Per hour rate charged for work outside the specified work hours - weekends, nights and holidays for contractors with special requirements or deadlines for construction.	\$90.00 per hour
56. Developer Repayment Fee	
To cover administrative costs for collection and repayment of construction connection charges collected from connecting and/or abutting properties in behalf of developers who constructed the facilities.	2.5% of gross repayment
57. General & Administrative (G&A) Overhead (OH) Rate	
Rate charged to offset general and administrative costs related to work performed by the Department due to request, damage (billable job orders) or contractual agreement.	10.6% of total cost

**MIAMI-DADE WATER AND SEWER DEPARTMENT
SCHEDULE OF WASTEWATER FEES AND CHARGES**

WASTEWATER

Effective
October 1, 2020

58. Rental of Light Towers \$505.00 per tower per day

59. Sewer Force Main Pipe Tapping Charges

Tap Size:	
4"	\$650.00
6"	\$660.00
8"	\$730.00
12"	\$980.00
16"	\$1,750.00
20"	\$2,080.00
Overtime Charge	\$105.00

NOTE: There will be a \$205.00 charge if Department personnel arrive on a job site and are unable to perform the tapping operation because the contractor has not fulfilled its obligations specified in the Rules and Regulations. No materials shall be furnished by the Department for installation under the prices listed above.

60. Construction Contract Documents

A. Contract Documents on a CD or DVD (cost per CD/DVD)	\$20.00
B. Contract Documents without Full-Sized Plan Sheets	\$25.00
C. Contract Documents with Engineer's Estimate up to \$500,000	\$25.00
D. Contract Documents for Projects bidding via Miscellaneous Construction Contracts (MCC) with Engineer's Estimate greater than \$500,000 but less	\$40.00
E. Contract Documents for Projects not bidding via Miscellaneous Construction Contracts (MCC) with Engineer's Estimate, as follows:	
1. Greater than \$500,000, but up to \$5 million	\$50.00
2. Greater than \$5 million, but up to \$10 million	\$75.00
3. Greater than \$10 million, but up to \$20 million	\$100.00
4. Greater than \$20 million, but up to \$50 million	\$150.00
5. Greater than \$50 million, but up to \$100 million	\$250.00
6. Greater than or equal to \$100 million	\$350.00

MIAMI-DADE WATER AND SEWER DEPARTMENT				
Table 2				
No.	Types of Building Usages			Verification Form Fee Listing
Residential Land Uses:				
1	Single Family Residences			R-A
2	Townhouse Residences			R-B
3	Apartments			R-B
4	Mobile Home Residences/Parks			R-A
5	Duplexes or Twin Home Residences			R-A
Commercial Land Uses:				
6	<u>Airport:</u> (a) Common Area/Concourse (b) Retail (c) Food Service			NR
7	Banquet Halls with kitchen			NR
8	Bars or Cocktail Lounges			NR
9	Barber Shops			NR
10	Beauty Shops			NR
11	Bowling Alleys			NR
12	<u>Car Washes:</u> (a) Manual Washing (b) Automated Washing with recycle system			NR
13	Coin Laundries			NR
14	Country Clubs with kitchen			NR
15	Dentist Offices			NR
16	Fitness Centers or Gyms			NR
17	Food Preparation Outlets (Bakeries, Meat Markets, Commissaries, etc.)			NR
18	Funeral Homes			NR
19	Gas Station / Convenience Store/ Mini-Mart (a) without Car Wash (b) with Single Automated Car Wash			NR
20	Hospitals			NR
21	Hotels and Motels			NR
22	House of Worship			NR
23	<u>Industrial:</u> (a) Warehouse/ Spec. Bldg. (b) Self-Service Storage Units (c) Industrial - Wet (d) Industrial - Dry			NR
*The basis of calculation for average daily rated gallonage is found in Section 24-43.1(5) of the Code of Miami-Dade County as currently in effect and as may be amended in the future. For usages not shown, the Department shall estimate daily gallonage.				

MIAMI-DADE WATER AND SEWER DEPARTMENT				
Table 2				
No.	Types of Building Usages			Verification Form Fee Listing
24	Kennels			NR
25	Marinas			NR
26	Motor Vehicle Service Stations			NR
27	Nursing or Convalescent Homes			NR
28	Office Buildings			NR
29	<u>Other Residential Facility/ Institution:</u> (a) Congregate Living Facility (CLF) (b) Jail (c) Other			NR
30	Pet Grooming			NR
31	Physician Offices			NR
32	<u>Public Park:</u> (a) With toilets only (b) With toilets and showers			NR
33	Public Swimming Facilities			NR
34	<u>Restaurants:</u> (a) full service (b) fast food service (c) take-out service			NR
35	Retail			NR
36	Schools a) day care/nursery b) regular schools			NR DADE COUNTY SCHOOL BOARD IS EXEMPT
37	Shopping Center/ Mall: (Shell/ Common Area)			NR
38	Stadiums, Ballparks, Racetracks, Frontons, Auditoriums, Etc.			NR
39	Theaters a) Indoor b) Outdoor c) Drive-in			NR
40	Trailer or Tourist Park			NR
41	Veterinarian Offices			NR
*The basis of calculation for average daily rated gallonage is found in Section 24-43.1(5) of the Code of Miami-Dade County as currently in effect and as may be amended in the future. For usages not shown, the Department shall estimate daily gallonage.				

Note: gpd = gallons per day gpcd = gallons per capita per day
 R-A = Residential R-B = Multi-family Residential
 NR = Non-residential

Summary of Rates, Fees and Charges
Miami-Dade Aviation Department
Miami International Airport

*This Attachment is the Implementing Order of the Aviation Department and consists of (i) Aviation Fees as defined in the 2018 Airline Use Agreement, and (ii) all other charges for the use of MIA and General Aviation Airport facilities. ** All rates, fees and charges for Miami-Dade County's Airport system previously established or approved by the Board continue to apply except to the extent amended or modified in this Attachment*

Rate Description	Rate Application	FY 2020-2021
AIRFIELD		
Landing Fees ¹	Per 1,000 lbs. of Gross Landed Weight	\$1.62
Loading Bridge	Per Arrival and Per Departure	\$35.00
Preconditioned Air: Narrow-Body	Per Arrival	\$18.34
Preconditioned Air: Wide-Body	Per Arrival	\$40.58
Preconditioned Air: Jumbo-Body	Per Arrival	\$54.15
TERMINAL		
Domestic Arrival Fee - Per Seat:		
Concourse Use	Per Domestic Arriving Seat	\$4.91
Baggage Claim	Per Domestic Arriving Seat	<u>\$0.09</u>
Total		\$5.00
Preferential Gate Fee (annual per gate)		
		\$666,161.83
Domestic Departure Fee - Per Seat:		
Concourse Use	Per Domestic Departing Seat	\$4.91
Screening	Per Domestic Departing Seat	\$1.44
Baggage Make-up Maintenance (1)	Per Domestic Departing Seat	\$1.25
Baggage Make-up Capital (4)	Per Domestic Departing Seat	<u>\$0.50</u>
Total		\$8.10
International Arrival Fee - Per Seat:		
Concourse Use	Per International Arriving Seat	\$0.00
International Facilities	Per International Arriving Seat	<u>\$12.43</u>
Total		\$12.43
International Departure Fee - Per Seat:		
Concourse Use	Per International Departing Seat	\$4.91
Screening	Per International Departing Seat	\$1.44
Baggage Make-up Maintenance (1)	Per International Departing Seat	\$1.25
Baggage Make-up Capital (4)	Per International Departing Seat	<u>\$0.50</u>
Total		\$8.10

** (a) Rates, fees and charges set forth in this IO are subject to change during the Fiscal Year in accordance with applicable, regulatory or contractual provisions. Approval of the 2020-2021 Budget by the Board of County Commissioners based on the rates, fees, and charges stated herein constitutes the establishment and authorization of such rates, fees, and charges under Section 25-1.2(a) of the Code of Miami-Dade County.

(b) The Miami-Dade Aviation Department (MDAD) may waive any fee provided for herein for applicants or users that are federal, state, or local governmental or military users, foreign government or military users, or, to the extent a waiver or reduction of the fee is fair, reasonable, and not unjustly discriminatory, other applicants or users under circumstances determined by MDAD to justify a waiver or reduction of the fee.

¹Total dollar amounts due for landing and other aviation fees applicable to each type of aircraft are listed on the document entitled "Aviation Charges at Miami International Airport" contained in Section 2 of "Rates, Fees & Charges, FY 2020-2021" available at MIA's website at www.miami-airport.com. The amounts listed therein shall be used to calculate amounts due for aircraft and aviation activity as reflected in MDAD's invoices.

Rate Description	Rate Application	FY 2020-2021
TERMINAL RENTAL RATES PER SQ. FT.		
Class I	Per Square Foot	\$88.75
Class II	Per Square Foot	\$133.13
Class III	Per Square Foot	\$88.75
Class IV	Per Square Foot	\$44.38
Class V	Per Square Foot	\$22.19
Class VI	Per Square Foot	\$88.75
COMMON USE TERMINAL EQUIPMENT (CUTE):		
CUTE GATE RATES		
Infrastructure Fee (2)	Per Departing Seat	\$0.00
Gate Usage Fee (CUTE Equipment Rental)	Per Departing Seat	\$0.28
TICKET COUNTER FEES		
Cute Equipment Rental	Per Departing Seat	\$0.68
Class I Rental Expense for Ticket Counter	Per Departing Seat	\$0.41
Class IV Rental Expense for Baggage Makeup	Per Departing Seat	\$1.00
CUTE Dynamic Signage (Backwall Displays) (3)	Per Departing Seat	<u>\$0.02</u>
Total Ticket Counter Fee	Per Departing Seat	\$2.11

The following footnotes are applicable to the items set forth above:

- (1) American Airlines is excluded from this charge because American Airlines maintains its own baggage system.
- (2) Fee is paid by all MIA passenger air carriers as an increase in the concourse use fee.
- (3) The FY 2020-21 monthly maximum for backwall display is \$50.00 per ticket counter position for CUTE-exempt carriers.
- (4) The Capital Recovery portion of Baggage Make-up is charged to all airlines.

Rate Description	Rate Application	FY 2020-2021
TICKET COUNTER FEE (HOURLY)		
Cute Equipment Rental	Per Ticket Counter Hour	\$6.85
Class I Rental Expense for Ticket Counter	Per Ticket Counter Hour	\$4.13
Class IV Rental Expense for Baggage Makeup	Per Ticket Counter Hour	\$11.23
CUTE Dynamic Signage (Back Wall Displays)	Per Ticket Counter Hour	<u>\$0.23</u>
Total Hourly Ticket Counter Fee	Per Ticket Counter Hour	\$22.44
Maximum daily rate	Per Ticket Counter = 12 hrs. x Ticket Counter Usage Fee	\$269.28
CUTE DYNAMIC SIGNAGE (BACK WALL DISPLAYS)		
Maximum monthly rate	Fee Per Exempt Ticket Counter Position	\$50.00
Annual rate for back-wall displays within leased areas	Fee Per Display	\$1,200.00
CUTE Back-office / Operations / Educational Equipment	Monthly Per Unit	\$122.80
STANDARD MANUAL CUTE TICKET COUNTER RATES		
Wide-body aircraft (over 200 seats)	Per Flight	\$628.41
Narrow aircraft (101 seats through 200 seats)	Per Flight	\$359.09
Regional Commuter aircraft (20 seats through 100 seats)	Per Flight	\$179.54
Small Turbo aircraft (under 20 seats)	Per Flight	\$89.77
UNAUTHORIZED MANUAL CUTE TICKET COUNTER RATES (Hrly Rate + 100% Premium)		
Wide-body aircraft (over 200 seats)	Per Flight	\$1,256.81
Narrow aircraft (101 seats through 200 seats)	Per Flight	\$718.18
Regional Commuter aircraft (20 seats through 100 seats)	Per Flight	\$359.09
Small Turbo aircraft (under 20 seats)	Per Flight	\$179.54
MISCELLANEOUS CUTE CHARGES		
TWOV lounges	Hourly Charges	\$6.85
ITI lounges	Hourly Charges	\$6.85
ITI baggage	Hourly Charges	\$6.85
Ramp Baggage Make-up	Hourly Charges	\$6.85
CRUISE CHECK IN-FACILITY AT MIAMI SEAPORT - MAINTENANCE		
On-site maintenance single circuit	Added to CUTE Hourly Usage Fees	\$10.00
On-site maintenance single circuit Back-up circuit	Added to CUTE Hourly Usage Fees	\$10.34
On-call maintenance (response within two hours) single circuit	Added to CUTE Hourly Usage Fees	\$3.16
On-call maintenance (response within two hours) back-up circuit	Added to CUTE Hourly Usage Fees	\$3.51

Rate Description	Rate Application	FY 2020-2021
COMMON USE SELF SERVICE (CUSS) CHARGES		
Transaction Fee	Per Transaction	\$0.58
Monthly Fee (Desktop Unit)	Per Unit, Per Month	\$48.78
Monthly Fee (Standalone Unit) per unit, per month	Per Unit, Per Month	\$93.16
CLOSED-CIRCUIT TELEVISION (CCTV)		
CAMERAS		
PTZ (Pan-Tilt-Zoom)	Each, Per Month	\$24.00
Fixed	Each, Per Month	\$16.00
VIEWING WORKSTATION		
Cellstack/NICE	Each, Per Month	\$614.00
Cellstack	Each, Per Month	\$553.00
NICE	Each, Per Month	\$461.00
RECORDING-PER PORT		
NICE Pro (30-day recording)	Each, Per Month	\$14.00
NICE Harmony (20-day recording)	Each, Per Month	\$9.00
PASSENGER AIRCRAFT PARKING FEES		
Passenger Aircraft Regular Parking: Hard Stand	Per day for 1 – 5 days, after 2 hr. grace period	Per Formula
Passenger Aircraft Regular Parking: Remote Position	Per day for 1 – 5 days, after 2 hr. grace period	Per Formula
Passenger Aircraft Regular Parking: Terminal Gate	Per day for 1 – 5 days, after 4 hr. grace period	Per Formula
Overtime Parking	Per 30-minute period – if applicable	\$100.00
Premium Charges	Percent added to existing charges – if applicable	50%
Major Maintenance (Plus Storage Parking Fees)	Per 24 hr. period	\$300.00
<i>Formula for Daily Base Parking Rate = Aircraft Length x Wingspan x (Land Rate + Pavement Rate) divided by 365.</i>		
MAINTENANCE, REPAIR, and OVERHAUL TENANTS (MRO's)		
	For the privilege of providing MRO services for aircraft at MIA, an MRO is responsible for payment to MDAD of all landing and aviation fees applicable to an aircraft undergoing the MRO's services from the time it arrives at MIA until the time it departs, except to the extent that the MRO user is a Signatory Airline to the 2018 Airline Use Agreement and will therefore pay such fees directly from its own account.	Landing fees, parking charges and other aviation fees vary by aircraft

Rate Description	Rate Application	FY 2020-2021
CARGO AIRCRAFT PARKING POSITION FEES		
< 60,000 lbs. landed weight:		
First 4 hours		\$60.00
Each additional hour		\$15.00
24 hour maximum		\$360.00
Between 60,001 and 270,000 lbs. landed weight		
First 4 hours		\$120.00
Each additional hour		\$30.00
24 hour maximum		\$720.00
>270,000 lbs. in landed weight		
First 4 hours		\$200.00
Each additional hour		\$60.00
24 hour maximum		\$1,400.00
DERELICT OR NON-OPERATING AIRCRAFT (Additional daily parking charges after 60 Days)		\$500.00
VIP RAMP BUS ESCORT FEE (CHARTER AIRLINES, MIA)		
Escort/attendant fee	Per hour with 2 hour minimum	\$150.00
GROUND SUPPORT CHARGES		
VDGS (Visual Docking Guidance System) Loading Bridge Fee	Per Aircraft Arrival - In addition to standard Loading Bridge Fee	\$12.00
Stair Truck	Per hour – waived for U.S. Military aircraft	\$100.00
Escort Fee for Aircraft at all GA Airports (including Vehicle)	Per Escort	\$100.00
Escort Fee for Delivery Vehicles or Non-Passenger Vehicles at all GA Airports	Per Escort	\$10.00
Escort Fee for Vehicle Escort for VIP Pickup at General Aviation Aircraft	Per Escort	\$20.00
FUEL STOP FEE		
At Terminal Gate	Equal to concourse fee plus one loading bridge fee	Varies by Aircraft
At General Aviation Center	Equal to one-day parking charge up to two hours	Varies by Aircraft
GENERAL AVIATION CENTER (GAC) FACILITY FEES		
Domestic Fee – GAC Concourse Use Fee	Per Seat	\$4.91
International Fee – GAC Concourse Use Fee	Per Seat	\$0.00
International Facility Fee	Per Seat	\$12.43

Rate Description	Rate Application	FY 2020-2021
PUBLIC PARKING		
Standard Vehicle Parking	Variable based on demand (time of day, day of week, availability, etc.)	\$8.00-\$38.00
Valet Parking	For first 1-3 hours or part thereof	\$18.00
Valet Parking - Maximum	Maximum per day	\$30.00
Parking Space Reservation Charge	In addition to vehicle parking rate	\$10.00
EMPLOYEE PARKING		
Employee Parking Decals	Per decal, per month	\$30.00
Motorcycle Parking Fee	Per decal, per year	\$180.00
Long-term Parking Magnetic Cards	Per employee, per month	\$100.00
Contractor Parking Cards	Per card, per year	\$200.00
Towed Vehicles	Per occurrence	\$50.00
GROUND TRANSPORTATION		
Security Deposit per company with less than 10 vehicles		\$500.00
Security Deposit per company with 10 or more vehicles		\$1,000.00
A1—Bus	Per Trip	\$7.00
A2—Van	Per Trip	\$3.00
A3—Limo	Per Trip	\$2.00
B1—Hotel/Motel (Small)	Per Trip	\$1.00
B2—Hotel/Motel (Large)	Per Trip	\$2.00
B3—Commercial (Small)	Per Trip	\$2.50
B4—Commercial (Large)	Per Trip	\$3.00
C1—Crew Service (Small)	Per Trip	\$1.00
C2—Crew Service (Large)	Per Trip	\$2.00
Class D—Delivery Service	Based on service performed and vehicle size	\$1-\$12.00
B5—Off-Airport Car Rental Companies with less than \$500,000 gross revenues	Each MIA Contract	\$3.00
B6—Off-Airport Car Rental Companies gross revenues between \$500,000 and \$4.9 million	Gross MIA Passenger Revenue	4.5%
B7—Off-Airport Car Rental Companies gross revenues in excess of \$5 million but less than \$20 million	Gross MIA Passenger Revenue	7.5%
B7—Off-Airport Car Rental Companies gross revenues in excess of \$20 million	Gross MIA Passenger Revenue	9.0%
B8—Off Airport Parking Lot Operators Upper Level	Per Trip	\$1.00
(Small vans) Lower Level	Per Trip	\$2.50
B9—Off Airport Parking Lot Operators Upper Level	Per Trip	\$2.00
(Large vans) Lower Level	Per Trip	\$3.00
Class E Vehicles Annual Permit Fee	Per vehicle, per calendar year	\$200.00
Mobile Food Truck Vendor Fee	Per vehicle, per calendar year	\$360.00
Taxicab Operation Fee	Per Trip	\$2.00
Ground Transportation Permit Renewal Fee	Per Permit, annually	\$100.00
Ground Transportation Permit Late Renewal Fee	Per Permit	\$100.00

AUTHORITY TO REVISE OR ADJUST BUILDING AND LAND RENTAL RATES DURING FISCAL YEAR 2020-2021 FOLLOWING APPROVAL OF THE 2020-2021 IMPLEMENTING ORDER BY THE BOARD OF COUNTY COMMISSIONERS – The Board hereby establishes the rental rates listed below as being fair, reasonable, and not unjustly discriminatory for the Fiscal year 2020-2021. If the rental rates listed below are adjusted by the appraisers for the 2020-2021 Fiscal Year either before the effective date of this Implementing Order or at any time during the Fiscal Year 2020-2021, the Aviation Department is authorized to amend the rates listed below and impose, during the 2020-2021 Fiscal Year, the fair market rental rates reflected by any such adjustments made by the appraisers.

Rate Description	Rate Application	FY 2020-2021
MIA LAND RENTAL RATES		
1 Airport	Per Sq. Ft.	\$2.15
1a Vacant land with aircraft access	Per Sq. Ft.	N/A
2 Commercial sites at SEC of NW 36 th St & NW 72 nd Ave	Per Sq. Ft.	\$2.75
3 N.W. 21 st St. and N.W. 39 th Avenue	Per Sq. Ft.	\$3.35
4 Fuel Farm, NW 72 nd Avenue & eastern Perimeter Road	Per Sq. Ft.	\$2.35
5 N.W. 16 th Street (non-buildable sites)	Per Sq. Ft.	\$0.50
6 Jai-Alai fronton land area & NW 36 th Street Frontage	Per Sq. Ft.	\$2.45
7 Commercial Sites on NW 12 th St & North of NW 36 th St	Per Sq. Ft.	\$2.20

Note: There is an additional charge of \$.10 per square foot where special services are provided, such as high intensity lighting, power cost, etc.

Rate Description	Rate Application	FY 2020-2021
PAVING RATES are charged in addition to land rental rates		
Standard (Vehicular) Landside	Per Sq. Ft.	\$0.45
Standard (Vehicular) Airside	Per Sq. Ft.	\$0.70
Heavy Duty (Aircraft) Existing	Per Sq. Ft.	\$0.90

BUILDING RENTAL RATES - MIA¹

(The current building number is listed first; a number in parentheses appearing after the current building number is the former building number.)

MDAD reserves the right to adjust the following rates to reflect any conditions identified by the appraisers in their reports.

Rate Description	Rate Application	FY 2020-2021
Bldg. # 49 - Offices (A/C)	Annual Sq. Ft.	\$6.00
Bldg. # 49 - Shop (A/C)	Annual Sq. Ft.	\$6.00
Bldg. # 700 - Cargo – Belly Building (Non-A/C)	Annual Sq. Ft.	\$10.50 (1)
Bldg. # 700 - Offices (A/C) 1st Floor	Annual Sq. Ft.	\$15.00 (1)
Bldg. # 700 – Mezzanine Office (A/C)	Annual Sq. Ft.	\$12.50
Bldg. # 700 - 3 rd Floor Storage (storage only)	Annual Sq. Ft.	\$10.00 (8)
Bldg. # 701 - Cargo - Belly Building (Non A/C)	Annual Sq. Ft.	\$10.50 (1)
Bldg. # 701 - Offices (A/C) 1st Floor	Annual Sq. Ft.	\$15.00 (1)
Bldg. # 701 – Mezzanine Office (A/C)	Annual Sq. Ft.	\$12.50
Bldg. # 701 - 3rd Floor Storage (storage only)	Annual Sq. Ft.	\$10.00 (8)
Bldg. # 702 - Cargo – Belly Building (Non A/C)	Annual Sq. Ft.	\$10.50 (1)
Bldg. # 702 - Offices (A/C) 1st Floor	Annual Sq. Ft.	\$15.00 (1)
Bldg. # 702 – Mezzanine Office (A/C)	Annual Sq. Ft.	\$12.50
Bldg. # 702 - 3rd Floor Storage (storage only)	Annual Sq. Ft.	\$10.00 (8)

Rate Description	Rate Application	FY 2020-2021
Bldg. # 704 (2121) - Warehouse (Non A/C)	Annual Sq. Ft.	\$5.75 (1)
Bldg. # 704 (2121) Offices (A/C)	Annual Sq. Ft.	\$6.25
Bldg. # 704 Shop (A/C)	Annual Sq. Ft.	\$6.25
Bldg. #704 Storage (A/C)	Annual Sq. Ft.	\$6.25
Bldg. # 706 Cargo – Freighter Building (Non A/C)	Annual Sq. Ft.	\$17.00 (1)
Bldg. # 706 – Offices (A/C) 1 st Floor	Annual Sq. Ft.	\$17.00 (1)
Bldg. # 706 – Mezzanine Office (A/C)	Annual Sq. Ft.	\$15.25
Bldg. # 706 - 3rd Floor Storage (storage only)	Annual Sq. Ft.	\$10.00 (8)
Bldg. # 706 – Airside Ramp	Annual Sq. Ft.	Included in Cargo Rent
Bldg. #706 – Landside Ramp	Annual Sq. Ft.	Included in Cargo Rent
Bldg. # 707 - Cargo – Freighter Building (Non A/C)	Annual Sq. Ft.	\$17.00 (1)
Bldg. # 707 – Offices (A/C) 1 st Floor	Annual Sq. Ft.	\$17.00 (1)
Bldg. # 707 – Mezzanine Office (A/C)	Annual Sq. Ft.	\$15.25
Bldg. # 707 - 3rd Floor Storage (storage only)	Annual Sq. Ft.	\$10.00 (8)
Bldg. # 707 – Airside Ramp	Annual Sq. Ft.	Included in Cargo Rent
Bldg. # 707 – Landside Ramp	Annual Sq. Ft.	Included in Cargo Rent
Bldg. # 708 - Cargo – Freighter Building (Non A/C)	Annual Sq. Ft.	\$17.00 (1)
Bldg. # 708 – Offices (A/C) 1 st Floor	Annual Sq. Ft.	\$17.00 (1)
Bldg. # 708 – Mezzanine Office (A/C)	Annual Sq. Ft.	\$15.25
Bldg. # 708 - 3rd Floor Storage (storage only)	Annual Sq. Ft.	\$10.00 (8)
Bldg. # 708 – Airside Ramp	Annual Sq. Ft.	Included in Cargo Rent
Bldg. # 708 – Landside Ramp	Annual Sq. Ft.	Included in Cargo Rent

¹ Note that the following numbered notes relate to the numbers appearing in parentheses next to various line item rental charges in this section. For example, the “(1)” following the rental charge for “Bldg. #700 – Cargo – Belly Building (Non-A/C)” and some of the other line items relates to note number (1) of the following list, etc. These notes are more fully described in the attached appraisal report: (1) In addition to the building rate charge there is a land rate charge for “Land Under Building” which is added to the building rate; (2) Rent includes electricity, water, and sewer. There is no land charge for office space; (3) If A/C space is rented, tenant pays applicable electric and is responsible for A/C repair and replacement; (4) Hangar 861 and 862 tenants are making improvements and are only paying land rent. Appraised rate includes a charge of \$.10 per square foot as a trash removal fee; (5) Tenant pays minimum guarantee; (6) In addition to rent, tenant pays an opportunity fee of 7.5% of the revenues collected. Tenant is responsible for all maintenance and repairs; (7) Includes land rent and janitorial. Utilities are paid by rental car agencies in MIC; (8) No air conditioning is provided. Only electric for minimal lighting is provided.

Rate Description	Rate Application	FY 2020-2021
Bldg. # 709 LanChile (Airis)	Tenant Constructed Building	
Bldg. # 710 LanChile (Airis)	Tenant Constructed Building	
Bldg. # 711 Arrow Cargo (Aeroterm)	Tenant Constructed Building	
Bldg. # 712 Arrow Cargo (AMB Codina)	Tenant Constructed Building	
Bldg. # 714 - Cargo – Freighter Building (Non A/C)	Annual Sq. Ft.	\$13.00 (1)
Bldg. # 714 - Offices – First Floor (A/C)	Annual Sq. Ft.	\$13.50 (1)
Bldg. # 714 – Mezzanine Office	Annual Sq. Ft.	\$13.00
Bldg. # 716A - Cargo – Freight Building (Non A/C)	Annual Sq. Ft.	\$13.50 (1)
Bldg. # 716A - Offices (A/C) 1st Floor	Annual Sq. Ft.	\$15.00 (1)
Bldg. # 716A - Offices (A/C) 2nd Floor	Annual Sq. Ft.	\$13.60

Rate Description	Rate Application	FY 2020-2021
Bldg. # 716A – Airside Ramp	Annual Sq. Ft.	Included in Cargo Rent
Bldg. # 716A – Landside Ramp	Annual Sq. Ft.	Included in Cargo Rent
Bldg. # 716B-J - Cargo – Freight Building (Non A/C)	Annual Sq. Ft.	\$12.50 (1)
Bldg. # 716B-J - Offices (A/C) 1st Floor	Annual Sq. Ft.	\$15.00
Bldg. # 716B-J - Offices (A/C) 2 nd Floor	Annual Sq. Ft.	\$12.60
Bldg. # 716B-J – Airside Ramp	Annual Sq. Ft.	Included in Cargo Rent
Bldg. # 716B-J – Landside Ramp	Annual Sq. Ft.	Included in Cargo Rent
Bldg. # 719 (2122) - Governmental Service Bldg. - CCC	Annual Sq. Ft.	\$19.75
Bldg. # 741 (2204) - Decompression Chamber	Per Year	\$52,000.00
Bldg. # 805 - Cargo – Freight Building (Non A/C)	Annual Sq. Ft.	\$12.25 (1)
Bldg. # 805 - Offices (A/C)	Annual Sq. Ft.	\$12.25
Bldg. # 807 – UPS (Cargo)	Tenant Constructed Building	
Bldg. # 812 – PPQ Building	MDAD/Tenant Constructed Building	
Bldg. # 815 – USDA Veterinary Services	MDAD/Tenant Constructed Building	
Bldg. # 820 (1011) - Warehouse (Non A/C)	Annual Sq. Ft.	\$9.50 (1)
Bldg. # 820 (1011) - Offices (A/C)	Annual Sq. Ft.	\$11.00
Bldg. # 831 – Office/Warehouse (FedEx)	Tenant Constructed Building	
Bldg. # 836 (1054) - GSE Office/Shop (AC)	Annual Sq. Ft.	Demolished
Bldg. # 839 - Hangar (Signature Flight Center)	Annual Sq. Ft.	\$12.00
Bldg. # 839 - Offices (A/C)	Annual Sq. Ft.	\$16.00
Bldg. # 840 - Signature Flight Support (Terminal)	Annual Sq. Ft.	\$20.00
Bldg. # 844 (101) - Hangar - Storage (Non A/C)	Annual Sq. Ft.	\$9.25 (1)
Bldg. # 844 (101) - Offices (A/C)	Annual Sq. Ft.	\$11.75
Bldg. # 844 (101) - Storage (A/C)	Annual Sq. Ft.	\$6.75
Bldg. # 845 (100) - Offices (A/C)	Annual Sq. Ft.	\$16.50 (2)
Bldg. # 845 (100) - Warehouse (Non-A/C)	Annual Sq. Ft.	\$10.75
Bldg. # 845 (100) - Warehouse (A/C)	Annual Sq. Ft.	\$12.00
Bldg. # 845 (100) - Warehouse Office (A/C)	Annual Sq. Ft.	\$12.15
Bldg. # 845 (100) - Simulator (A/C)	Annual Sq. Ft.	\$13.00
Bldg. # 845 (100) - Atrium Space—1st Floor (A/C)	Annual Sq. Ft.	\$19.00 (2)
Bldg. # 845 (100) - Atrium Space—Above 1st Floor (A/C)	Annual Sq. Ft.	\$19.00 (2)
Bldg. # 850 – AAR ACS (Maintenance Hangar)	Tenant Constructed Building	
Bldg. # 855 (53) - Storage (A/C)	Annual Sq. Ft.	\$6.00
Bldg. # 856 (52) - Storage (A/C)	Annual Sq. Ft.	\$6.00
Bldg. # 857 (55) - Wash Rack & Drum Storage	Annual Sq. Ft.	\$6.00
Bldg. # 861-862 (60) - Aircraft Hangars (#6 and #7)	Annual Sq. Ft.	\$10.10 (4)
Bldg. # 861-862 (60) - Shops (A/C)	Annual Sq. Ft.	\$6.00 (4)
Bldg. # 861-862 (60) - Storage (A/C)	Annual Sq. Ft.	\$6.00 (4)
Bldg. # 861-862 (60) - Offices (A/C)	Annual Sq. Ft.	\$6.50 (4)
Bldg. # 863 (60-A) - Engine Overhaul and Service	Annual Sq. Ft.	\$5.50
Bldg. # 863 (60-A) - Storage 2nd Floor	Annual Sq. Ft.	\$4.00 (3)
Bldg. # 863 (60-A) - Offices (A/C) 1st Floor	Annual Sq. Ft.	\$10.00

Rate Description	Rate Application	FY 2020-2021
Bldg. # 863 (60-A) - Offices (A/C)	Annual Sq. Ft.	\$8.00
Bldg. # 871 (48) - Hangar (Non A/C)	Annual Sq. Ft.	\$9.00 (1)
Bldg. # 871 (48) - Office (A/C)	Annual Sq. Ft.	\$5.50
Bldg. # 871 (48) - Shop and Storage (A/C)	Annual Sq. Ft.	\$4.25 (3)
Bldg. # 875 (43) - Office (A/C) Pan Am	Annual Sq. Ft.	\$10.50
Bldg. # 875 (43) - Office (A/C) Individual Tenants	Annual Sq. Ft.	\$15.00
Bldg. # 875 (43) - Simulator Bays (A/C)	Annual Sq. Ft.	\$9.00
Bldg. # 888 (35-35A) – Maintenance and Training (A/C)	Annual Sq. Ft.	Demolished
Bldg. # 890 – Hanger (Non-A/C)	Tenant Constructed Building	
Bldg. # 890 – Office Space (A/C)	Tenant Constructed Building	
Bldg. # 890 – Storage (A/C)	Tenant Constructed Building	
Bldg. # 890 – Shops (A/C)	Tenant Constructed Building	
Bldg. # 891 – First Floor: Maintenance – Shops (A/C)	Tenant Constructed Building	
Bldg. # 891 – Second Floor: Shops (A/C)	Tenant Constructed Building	
Bldg. # 891 – Third Floor: Shops (A/C)	Tenant Constructed Building	
Bldg. # 891 – Fourth Floor: Storage (Non-A/C)	Tenant Constructed Building	
Bldg. # 896 (22) - Hangar—Maintenance (Non A/C)	Annual Sq. Ft.	\$10.10 (1)
Bldg. # 896 (22) – Office Space (A/C) 1 st Floor	Annual Sq. Ft.	\$10.00
Bldg. # 896 (22) - Office Space (A/C)	Annual Sq. Ft.	\$7.75
Bldg. # 896 (22) - Shops—Maintenance (A/C)	Annual Sq. Ft.	\$5.75
Bldg. # 896 (22) - Third Floor: Storage	Annual Sq. Ft.	\$3.00
Bldg. # 896 (22) - Composite Shop	Annual Sq. Ft.	\$10.00
Bldg. # 896 (22) - Paint Booth	Annual Sq. Ft.	\$10.00
Bldg. # 909 – Flight Training Facility (Airbus)	Tenant Constructed Building	
Bldg. # 916 – Cargo Warehouse (Development)	Tenant Constructed Building	
Bldg. # 919 (5A) - Office - Entire Building (A/C)	Annual Sq. Ft.	\$10.50
Bldg. # 919 (5A) - Office - Per Floor or less (A/C)	Annual Sq. Ft.	\$13.00
Bldg. # 919 (5A) - Office - Second Floor (Full Service)	Annual Sq. Ft.	\$18.00
Bldg. # 919 (5A) - Storage	Annual Sq. Ft.	\$6.00 (3)
Bldg. # 919 (5A) - Loading Dock	Annual Sq. Ft.	\$1.75
Bldg. # 2082 - Warehouse (El Dorado)	Annual Sq. Ft.	\$2.50
Bldg. # 2082 - Offices (A/C)	Annual Sq. Ft.	\$2.50
Bldg. # 3010 - Cabstand Cafe (A/C)	Annual Sq. Ft.	\$30.00 (5)
Bldg. # 3030 - Offices	Annual Sq. Ft.	\$10.00
Bldg. # 3030A – Office (A/C) - Wing of Bldg. 3030	Annual Sq. Ft.	\$9.00
Bldg. # 3032 - Cafeteria (Non A/C)	Annual Sq. Ft.	\$4.75
Bldg. # 3032 - Cafeteria (A/C)	Annual Sq. Ft.	\$6.50
Bldg. # 3033 - Police Station (A/C)	Annual Sq. Ft.	\$10.00
Bldg. # 3037 - Maintenance-Garage (Non A/C)	Annual Sq. Ft.	\$7.00
Bldg. # 3037 - Offices (A/C)	Annual Sq. Ft.	\$6.50
Bldg. # 3038 - Building Services—Maintenance/Office (A/C)	Annual Sq. Ft.	\$6.50
Bldg. # 3040 - Maintenance Shops (Non A/C) and Offices (A/C)	Annual Sq. Ft.	\$6.60
Bldg. # 3034 - Triturator	Per Year	Decommissioned

Rate Description	Rate Application	FY 2020-2021
Bldg. # 3046 - Offices (A/C)	Annual Sq. Ft.	\$10.00
Bldg. # 3046 - Shop	Annual Sq. Ft.	\$6.25 (3)
Bldg. # 3047 - Offices (A/C)	Annual Sq. Ft.	\$10.00
Bldg. # 3048 - Offices (A/C)	Annual Sq. Ft.	\$10.00
Bldg. # 3049 - Maintenance Garage (Non A/C)	Annual Sq. Ft.	\$7.00
Bldg. # 3050 - Administration Building (Multiple Tenancy)	Annual Sq. Ft.	\$14.25
Bldg. # 3074 - In-Flight Caterers:	.	
Bldg. # 3074 – Kitchen	Annual Sq. Ft.	\$8.50 (3)
Bldg. # 3074 – Kitchen (A/C)	Annual Sq. Ft.	\$8.50 (3)
Bldg. # 3077 - Triturator	Per Year	\$22,000.00 (6)
Bldg. # 3078 - Fuel Building (A/C)	Annual Sq. Ft.	\$10.00
Bldg. # 3078 - Offices (A/C)	Annual Sq. Ft.	\$10.25
Bldg. # 3089 - Parking Garage	Per Space, Per Month	\$60.00
Bldg. # 3091 - Maintenance/Offices (A/C)	Annual Sq. Ft.	\$8.00
Bldg. # 3094 - Parking Garage	Per Space, Per Month	\$60.00
Bldg. # 3095-A Hangar Building:		
Bldg. # 3095-A - Hangar Area (Non A/C) – 1 st Floor	Annual Sq. Ft.	\$12.00
Bldg. # 3095-A - Office – 1 st and 2 nd Floors	Annual Sq. Ft.	\$9.00
Bldg. # 3095-A Shops & Storage 1st and 2 nd Floors	Annual Sq. Ft.	\$8.00
Bldg. # 3095-B Offices (as renovated):		
Bldg. # 3095-B - Offices—Entire Building (A/C)	Annual Sq. Ft.	\$11.00
Bldg. # 3095-B - Offices—Per Floor (A/C)	Annual Sq. Ft.	\$17.00
Bldg. # 3095-B - Offices—Penthouse (A/C)	Annual Sq. Ft.	\$20.00
Bldg. # 3100 - Maintenance Garage (Non A/C)	Annual Sq. Ft.	Demolished
Bldg. # 3101 - Maintenance Garage—Storage (Non A/C)	Annual Sq. Ft.	\$6.00
Bldg. # 3110 - Offices—Security	Annual Sq. Ft.	\$21.00
Bldg. # 3150 - Offices (A/C)	Annual Sq. Ft.	\$11.50
Bldg. # 3151 - Maintenance—Shop (Non A/C)	Annual Sq. Ft.	\$6.00
Bldg. # 3151 - Offices (A/C)	Annual Sq. Ft.	\$11.00
Bldg. # 3152 - Service Station (Non A/C)	Annual Sq. Ft.	\$5.75
Bldg. # 3153 - Car Wash Building	Annual Sq. Ft.	\$5.75
Bldg. # 3241 - RCC Office (A/C)	Annual Sq. Ft.	\$26.00 (7)
Bldg. # 3241 - RCC Storage (A/C)	Annual Sq. Ft.	\$15.00 (7)
Bldg. # 4001 - Traffic Control Center	Annual Sq. Ft.	\$13.00
Bldg. # 4002 - Public Works Office	Annual Sq. Ft.	\$12.00
Bldg. # 4003 - Corrections Office (A/C)	Annual Sq. Ft.	\$7.50
Bldg. # 4003A - Offices (A/C)	Annual Sq. Ft.	\$7.00
Bldg. # 4003A - Storage (Non A/C)	Annual Sq. Ft.	\$6.00
Bldg. # 4004 - Sign Shop (Non A/C)	Annual Sq. Ft.	\$6.00
MIC - Platform - Unfinished space	Annual Sq. Ft.	\$30.00

OTHER RENTAL RATES

These rates are more fully described in the attached appraisal report. Note that, with respect to antenna installations, any antenna and its associated equipment for data collection, reception, or transmission related to (i) the monitoring of aircraft movements in the air or on the ground or (ii) any other aviation activity as determined by MDAD, shall pay a fee of \$2,500.00 annually per antenna, plus rental charges for the land or any facility on which or in which any antenna or associated equipment is installed, based on MDAD's sole determination of the dimensions of the land or facility allocable to such antenna or equipment. For all other antenna and associated equipment for non-aviation or specialty use, fees and rental charges in an amount not to exceed \$250,000.00 annually shall be separately imposed by MDAD as a condition of a lease, license, or permit applicable to the installation of the antenna or equipment.

Rate Description	Rate Application	FY 2020-2021
Loading Dock (additional area per sq. ft.)	Per Sq. Ft.	\$1.75
Trailer Parking & Modular Units (Single Wide)	Per Space, Per Month	\$250.00
Trailer Parking & Modular Units (Double Wide)	Per Space, Per Month	\$500.00
Trailer Parking & Modular Units (Triple Wide)	Per Space, Per Month	\$600.00
Trailer Parking & Modular Units (Single Wide) - Temporary	Per Space, Per Month	\$250.00
Trailer Parking & Modular Units (Double Wide) - Temporary	Per Space, Per Month	\$500.00
Trailer Parking & Modular Units (Triple Wide) - Temporary	Per Space, Per Month	\$650.00
Limousines (occupying standard parking space)	Per Space, Per Month	\$55.00
Larger limousines (occupying more than standard parking space)	Per Space, Per Month	\$100.00
Tour buses and buses in excess of 8 feet wide and 18 feet long	Per Space, Per Month	\$200.00
Antennae Installations:	Annually, Per Antenna	\$2,500.00
FUEL FLOWAGE FEES - MIA FUEL FARM		
Truck Delivery (Opportunity Fee on service to commercial aircraft does not apply)	Per Gallon	0.014977
Hydrant Delivery (Opportunity Fee for into-wing service to commercial aircraft does not apply)	Per Gallon	0.018410
GENERAL AVIATION AIRPORT FEES		
Operational Closure Fee per Airport (or part thereof)	Per Day (or portion thereof)	\$4,800.00
Operational Closure Fee Government Entities	Per Hour (or portion thereof)	\$200.00
Aerial Advertising Fee (3 charges max per aircraft per day)	Per Pick Up and Drop Off	\$14.00
AIRCRAFT PARKING AT GENERAL AVIATION AIRPORTS		
M-1 type aircraft (15,000 lbs. or less)	1 – 5 day rate applies for duration	M-1 rate
All other aircraft	Rates increase on days 6, 16 and 31	Same as MIA

Rate Description	Rate Application	FY 2020-2021
OTHER GENERAL AVIATION AIRPORT FEES		
Conference Room Rental Fee (Miami Executive and Opa-Locka Airports)		
Non-profit entities	Per Use (4 hour limit)	\$10.00
Other than non-profit entities	Per Use (4 hour limit)	\$50.00
Off-Road Vehicle Parking Fee at Training and Transition Airport	Per Vehicle, Per Fiscal Year or fraction thereof	\$50.00
Fuel flowage fee at the General Aviation Airports	Per Gallon	\$0.08
Usage of Training and Transition Airport	Per Approach	\$28.00
AOA (Aircraft Operating Area) Decal for General Aviation Airport Commercial Vehicles and Equipment	Per Decal	\$10.00
AOA Decal for General Aviation Airport Privately Owned Vehicles and Equipment	Per Decal	\$5.00
AOA Decal Replacement Fee for General Aviation Airport Vehicles and Equipment	Per Decal	\$10.00
AOA Decal Late Application Fee	Per Decal	\$10.00
LAND RENTAL - Opa Locka Executive Airport (OPF)		
Aeronautical Land	(Rent/Sq. Ft./Year)	\$0.29
Runway 9L Clearance (appraise individually case-by-case as necessary)	(Rent/Sq. Ft./Year)	
Non-Aviation Land: (to be based on individual appraisals on a case-by-case basis as necessary)	(Rent/Sq. Ft./Year)	
PAVEMENT RENTAL		
Pavement	(Rent/Sq. Ft./Year)	\$0.05
NON-AVIATION LAND (Lease No. and Tenant)		
Lease No. O-216 - Miami-Dade Dept. of Corrections	(Rent/Sq. Ft./Year)	\$1.20
Lease No. O-1519 - Miami-Dade Water & Sewer Dept.	(Rent/Sq. Ft./Year)	\$0.95
Lease No. O-8088 - Schaecter – clear zone (see note 2)	(Rent/Sq. Ft./Year)	\$0.57
Lease No. O-7889 - Miami Lakes Office Condo - clearzone	(Rent/Sq. Ft./Year)	\$0.65
BUILDING RENTAL (see note 1)		
Building 40E (3)	(Rent/Sq. Ft./Year)	\$8.55
Building 40C (2)	(Rent/Sq. Ft./Year)	\$8.15
Building 40W (1)	(Rent/Sq. Ft./Year)	\$8.30
Building 41E (3)	(Rent/Sq. Ft./Year)	\$8.15
Building 41C (2)	(Rent/Sq. Ft./Year)	\$8.15
Building 41W (1)	(Rent/Sq. Ft./Year)	\$8.15
Building 45	(Rent/Sq. Ft./Year)	\$7.20
Building 46	(Rent/Sq. Ft./Year)	\$13.50
Building 47	(Rent/Sq. Ft./Year)	\$7.30
Building 107 Office	(Rent/Sq. Ft./Year)	\$19.00
Building 107 Dorm	(Rent/Sq. Ft./Year)	\$20.00

Note 1: Annual rent/SF excluding land or pavement

Note 2: Rent subject to annual 3% increase

Rate Description	Rate Application	FY 2020-2021
LAND RENTAL - Miami Executive Airport (TMB)		
Aeronautical Land	(Rent/Sq. Ft./Year)	\$0.24
Non-Aviation Land: (to be based on individual appraisals on a case-by-case basis as necessary)	(Rent/Sq. Ft./Year)	
PAVEMENT RENTAL		
Pavement	(Rent/Sq. Ft./Year)	\$0.05
FARM LAND		
Farm Land – minimum bid	(Rent/Acre/Year)	\$500.00
BUILDING RENTAL (Aviation Tenants)		
Building 102	(Rent/Sq. Ft./Year)	\$3.35
Building 109	(Rent/Sq. Ft./Year)	\$3.60
Building 109A	(Rent/Sq. Ft./Year)	\$3.35
Building 109B	(Rent/Sq. Ft./Year)	\$3.35
Building 114	(Rent/Sq. Ft./Year)	\$3.30
Building 121	(Rent/Sq. Ft./Year)	\$5.80
Building 123	(Rent/Sq. Ft./Year)	\$5.75
Building 221	(Rent/Sq. Ft./Year)	\$3.65
Building 222	(Rent/Sq. Ft./Year)	\$2.55
Building 247	(Rent/Sq. Ft./Year)	\$6.30
Building 504	(Rent/Sq. Ft./Year)	\$4.95
Building 225	(Rent/Sq. Ft./Year)	\$3.40
Building 226	(Rent/Sq. Ft./Year)	\$1.30
Building 227	(Rent/Sq. Ft./Year)	\$3.75
Building 228	(Rent/Sq. Ft./Year)	\$6.70
Building 229	(Rent/Sq. Ft./Year)	\$6.40
Building 501	(Rent/Sq. Ft./Year)	\$8.30
Building 507	(Rent/Sq. Ft./Year)	\$16.50
LAND RENTAL - Homestead General (X51)		
Aeronautical Land	(Rent/Sq. Ft./Year)	\$0.08
PAVEMENT RENTAL		
Pavement	(Rent/Sq. Ft./Year)	\$0.05
FARM LAND		
Farm Land – minimum bid	(Rent/Acre/Year)	\$450.00
BUILDING RENTAL - AVIATION TENANTS		
Building 2	(Rent/Sq. Ft./Year)	\$3.85
Building 3	(Rent/Sq. Ft./Year)	\$2.80
Building 5	(Rent/Sq. Ft./Year)	\$3.65
Building 10	(Rent/Sq. Ft./Year)	\$3.85
Building 14	(Rent/Sq. Ft./Year)	\$2.80

Rate Description	Rate Application	FY 2020-2021
TELECOMMUNICATIONS		
WIRELESS SERVICE PROVIDERS		
Cellular Telephone Cell Site	Per Cell Site	\$250,000.00
CABLE TELEVISION (CATV) RECOVERY FEE		
Private Offices and Break-Rooms	Per Month, Per Location	\$60.00
Bars, Restaurants and Clubs	Per Month, Per Location	\$215.00
COAXIAL CABLE RECOVERY FEE		
Recovery Fee	Per Month	\$35.00
Installation	Per Location	\$150.00
Additional work (plus material at cost)	Per Hour plus 25%	\$75.00
Equipment rental	Per Month, Per Television	\$20.00
Unauthorized Service	Per Location, Per Month + Monthly Fee	\$1,000.00
Wireless Data Port with Internet Access Fee	Per Device, Per Month	\$47.50
Wireless Network Access Fee for Multiple Users and Proprietary Tenants	Per Month	\$600.00
OFFSITE FIDS RATE (Flight Information Display)		
Network Port Cost	Monthly, Per PC Connection	\$60.00
EQUIPMENT RENTAL COSTS		
42" LCD Display	Monthly	\$50.60
Monitor mounting and security locks	Monthly	\$4.22
PC for Web FIDS	Monthly	\$13.49
Video Extender to drive monitor from PC	Monthly	\$3.37
Dual Video Output Card	Monthly	\$7.00
TELECOMMUNICATIONS FEES (Voice and Data Network)		
Switch Access	Monthly Unit Rental / Installation	\$15.00 / \$66.65
Network Access - Public (Single Access)	Monthly Unit Rental / Installation	\$22.50 / \$66.65
Network Access - Public (Network Access)	Monthly Unit Rental / Installation	\$61.25 / \$66.65
M3902 Basic Rel. 3 Digital Phone- 1 Line	Monthly Unit Rental / Installation	\$7.45 / \$133.30
M3903 Enhanced Rel. 3 Digital Phone -3 Line	Monthly Unit Rental / Installation	\$17.65 / 133.30
M3904 Enhanced Rel. 3 Digital Phone -5 Line	Monthly Unit Rental / Installation	\$22.43 / \$133.30
M3904 Add-On Module	Monthly Unit Rental / Installation	\$7.48 / \$66.65
M39305 Call Center Telephone Rel 3	Monthly Unit Rental / Installation	\$24.21 / 133.30
Analog Set	Monthly Unit Rental / Installation	\$4.21 / \$133.30
Companion Wireless Telephone	Monthly Unit Rental / Installation	\$19.43 / 133.30
Conference Phone	Monthly Unit Rental / Installation	\$34.66 / 133.30
Loud Bell	Monthly Unit Rental / Installation	\$7.90 / Per Quote
Handsfree Headset	Monthly Unit Rental / Installation	\$13.36 / \$133.30
Voice Mail Box	Monthly Unit Rental / Installation	\$6.25 / \$33.33
Authorization Code	Monthly Unit Rental / Installation	\$1.25 / \$33.33
Voice Cable (Fax, Modem, or Clock Programming	Monthly Unit Rental / Installation	\$3.28 / \$66.65
Level 5 Date Cable	Monthly Unit Rental / Installation	\$3.28 / Per Quote
Ethernet Port	Monthly Unit Rental / Installation	\$75.00 / 133.30
Internet Access 6MB-1 Public Static IP Address	Monthly Unit Rental / Installation	\$106.25 / \$133.30

Rate Description	Rate Application	FY 2020-2021
Internet Access -12MB -Public Static IP Address	Monthly Unit Rental / Installation	\$212.50 / \$266.60
Additional Static IP Address	Monthly Unit Rental / Installation	\$12.50 / \$66.65
Wireless Data Ports with Internet Access	Monthly Unit Rental / Installation	\$47.50 / N/A
Engineering and Configuring of Wi-Fi Ports	Monthly Unit Rental / Installation	N/A / \$533.20
Wireless Network Access for Multiple Users	Monthly Unit Rental / Installation	\$600.00 / \$1,066.40
One Strand foot of Fiber (MM or SM)	Monthly Unit Rental / Installation	\$0.019 / Per Quote
SC Connector in Fiber Patch Panel	Monthly Unit Rental / Installation	\$4.20 / \$33.33
Fiber Termination	Monthly Unit Rental / Installation	N/A / \$133.30
Copper Cable per pair foot	Monthly Unit Rental / Installation	\$0.006 / Per Quote
Black filled Copper Cables per pair foot	Monthly Unit Rental / Installation	\$0.006 / Per Quote
25 pair Copper Cable per pair foot	Monthly Unit Rental / Installation	\$0.038 / Per Quote
OPPORTUNITY FEE (see below for exclusions)*		
Third-Party Vendors providing services to tenants at Miami International Airport (subject to upward or downward adjustments to the extent authorized in Resolution No. R-442-02, and not applicable to vendors who provide goods to concessionaires for resale to the public)	Percentage of Gross Revenues	7%
Third-Party Vendors making sales to the public at Miami International Airport (subject to upward or downward adjustments to the extent authorized in Resolution No. R-442-02)	Percentage of Gross Revenues	16% - 25%
Aircraft Maintenance Repair Overhaul (MRO) at Miami International Airport	Percentage of Gross Revenues	3%
Vending machine operators for machines at Miami International Airport	Percentage of Gross Revenues	30%
* The opportunity fees listed in this section do not apply to third-party vendors providing goods and services at the County's General Aviation Airports. However, all other fees listed in the other sections of this Summary of Rates, Fees and Charges, including but not limited to fuel flowage fees, do apply at the County's General Aviation Airports.		
The opportunity fees listed in this section also do not apply to goods or services being provided to a local, state, or federal governmental agency conducting operations at any of the County's Airports.		

Rate Description	Rate Application	FY 2020-2021
MISCELLANEOUS AIR CARRIER FEES		
Disruptive Passenger Fee		Actual costs incurred by the Department
GSE (Ground Service Equipment) Impoundment Fee first 15 days	Per Day	\$10.00
GSE (Ground Service Equipment) Impoundment Fee 16-30 days	Per Day	\$20.00
GSE (Ground Service Equipment) Impoundment Fee 31+ days	Per Day	\$40.00
Aircraft Handling Chock Fee at the General Aviation Center or Remote Locations	Per Aircraft	\$100.00
EMPLOYEE (MDAD TENANT) ID BADGE FEES		
Employee Identification Badge Fee	Issuance or Renewal	\$20.00
Lost or Unaccounted Employee ID Badge Fee	1 st Replacement	\$75.00
Lost or Unaccounted Employee ID Badge Fee	2 nd Replacement	\$100.00
Failure to NOTIFY and RETURN Terminated Employee ID Badge Fee	Per Badge	\$100.00
TSA 5% Rule Violation Fee	Per Badge	\$125.00
Fingerprinting Fee	Per Person	\$38.00
Airside Vehicle, Training and Decal/Permit Replacement		
Aircraft Operating Area (AOA) Decal	Per Vehicle	\$20.00
AOA Decals (Late Renewal, Lost or Unaccounted) 1st replacement	Per Vehicle	\$75.00
AOA Decals (Lost or Unaccounted) 2nd replacement	Per Vehicle	\$100.00
AOA Driver Training	Per Person	\$15.00
AOA Movement Area Training	Per Person	\$15.00
Loading Bridge Training	Per Person	\$15.00
AOA Permit Replacement Fee (Driver, Movement, Loading Bridge)	Per Permit	\$15.00
AOA Decals Late Application Fee	Per Decal	\$10.00
INTO-PLANE FUELING		
Non-commercial Aircraft Fueling	Per Gallon	\$0.08
Commercial Service Fueling into Commercial Aircraft	Opportunity Fee and Gallonage Fee Not Applicable to Service	N/A
AIRLINE VIP CLUBS		
Opportunity Fee	Percentage of VIP Club Fee Received Per Non-Member Visitor	35% (capped at \$8.40 per visitor)
Concession Fee - Liquor	Gross Liquor Sales	18%
Concession Fee - Other	Gross Amenities	10%

Rate Description	Rate Application	FY 2020-2021
LETTER OF DETERMINATION (LOD), TECHNICAL REVIEWS AND WRITTEN COMMENTS		
Airspace Evaluations	Per Evaluation	\$1,000.00
Preliminary LOD Fee (Airspace & Land Use (Height) Restrictions)	Per Project	\$1,700.00
Final LOD Fee (Airspace & Land Use (Height) Restrictions)	Per Project	\$1,700.00
Variance Application Fee (Airport Zoning Regulations)	Per Application	\$1,700.00
Letter of Determination Fee (Land Use Zoning Analysis)	Per Analysis	\$700.00
MDAD Technical Reviews and Written Comments		
Cell towers and other structures under 200 feet above mean sea level		\$360.00
Request for written comments		\$360.00
Request for written comments (revised plans)		\$90.00
Development Impact Committee or Equivalent Large-Scale Zoning Hearing Application		\$360.00
Permissible Crane (or Equipment) Height Determination		\$360.00
Permissible Crane (or Equipment) Height Determination Extension Fee		\$90.00
Permissible Crane (or Equipment) Height Determination Additional Coordinates (per set)		\$45.00
Request for New Letter of Determination Due to Expiration		\$360.00
PASSENGER FACILITY CHARGE (PFC)	Per Enplaned Passenger	\$4.50
OTHER FEES		
Auditorium Use Fee (Miami International Airport)	Per Use, Per Day	\$750.00
Room #1	Per Use, Per Day	\$250.00
Room #2	Per Use, Per Day	\$250.00
Room #3	Per Use, Per Day	\$250.00
Consular Lounge Annual Membership Fee	Per Use	\$500.00
Consular Lounge Rental Fee for Non-Member Organizations (1 – 4 hours)	Per Use	\$500.00
Consular Lounge Rental Fee for Non-Member Organizations (8 hours)	Per Use	\$900.00
Interfaith Chapel Fee	Per Scheduled or Secular Service	\$100.00
Digital Media Sales Fee – Fixed	Variable rate depending on unit and other factors	\$50.00 to \$30,000.00
Digital Media Sales Fee – Per 1,000 Impressions	Per 1,000 impressions	\$5.00 to \$50.00
Electric Cart Registration Fee	Per Cart, Per Year	\$25.00
Electric Cart Lost Registration Fee	Per Cart	\$75.00
Electric Cart Late Registration Fee	Per Cart	\$10.00

Rate Description	Rate Application	FY 2020-2021
VENDOR PERMIT APPLICATION FEES		
Permit Application Fee for providers of goods and services to airlines and airport tenants at Miami International Airport	Per Application (Non-Refundable)	\$1,000.00
Permit Application Fee for providers of goods and services to airlines and airport tenants at the County's General Aviation Airports	Per Application (Non-Refundable)	\$500.00
PENALTY FEES FOR TENANTS AND USERS		
Penalty Fee for Tenants, Subtenants and Other Users Employing Unpermitted Service Vendors:		
First occurrence (if cured within 60 days of MDAD notice to the tenant or user)	Per Unpermitted Vendor	\$500.00
Incremental assessments for failure to cure after the 60-day notice to tenant or user	Each 30-day period after cure date	\$500.00
Fee for violating terms of Permit or for any other violations not specifically listed herein	Per Permit, First 30-day period	\$50.00
Fee for continuously violating terms of Permit or for any other violations not specifically listed herein	Per Permit, Each subsequent 30-day period after first 30-day period	\$100.00
Fee for Tenant's Failure to Disclose its Vendors, Subtenants, Assignees, Contractors or Sub-contractors (subject to a \$500.00 annual cap at the County's General Aviation Airports and a \$1,500.00 annual cap at Miami International Airport)	Per each day the failure occurs and continues	\$100.00
Fee for Permittee's failure to Disclose its Customers	Per each day the failure occurs and continues	\$50.00
Late Revenue Reporting Fee (Daily)	Per Day	\$50.00
Late Revenue Reporting Fee (Monthly Maximum)	Maximum per day violation for each monthly period the late reporting occurs	\$750.00
Interest Charged on any Under-reported or Non-reported Revenue	Per month for each month in which the under-reported or non-reported revenue occurs, regardless of the number of days in the month it occurs	1.5%
Wheelchair Lift Fee	Per Use	\$15.00
Security Violation Fee - 1st Offense		\$100.00
Security Violation Fee - 2nd Offense		\$250.00
Security Violation Fee - 3rd Offense		\$500.00
Aircraft Demolition Fee, per month for months 1 through 3	Per Aircraft, Per Month for Months 1 through 3	\$2,000.00
Aircraft Demolition Fee, per month for month 4 and greater	Per Aircraft, Per Month for Month 4 and greater	\$4,000.00
Baggage or Property Impound Fee		
For 1 through 15 days	Per Day, Per Piece	\$5.00
For 16 through 30 days	Per Day, Per Piece	\$10.00
For 31+ days	Per Day, Per Piece	\$20.00
Background Check Fee	Per Background Check	\$168.00 + 15%
Average Electrical Consumption per kilowatt hour (kWh) Charge	Per Kilowatt Hour Consumed	\$0.11
Airside Enforcement Processing Fee	Per Civil Violation	\$100.00

Rate Description	Rate Application	FY 2020-2021
ANIMAL INSPECTION FACILITY USER FEES		
Small Ruminants (Sheep, goats, pigs, swine)	Flat Fee Per Air Waybill	\$25.00
Small Animals (Dogs, cats, & other pet types)	Flat Fee Per Air Waybill	\$15.00
Livestock (Equine, cattle, calves, ovine, caprine, porcine, Ostrich, etc.)	Per Head	\$45.00
Alpaca	Per Head	\$25.00
Poultry (Birds, baby chicks, turkey, etc.)	Flat Fee Per Air Waybill	\$25.00
Other	Flat Fee Per Air Waybill	\$25.00
Remittance Fee Retained by Freight Handler on behalf of MDAD	Percentage of Inspection Fee	5.0%
VIOLATION FEES FOR AIRPORT CONCESSIONAIRES AND TENANTS		
Violation of permitted use of a location	Per Day, Per Location	\$100.00
Failure to maintain required hours of operation	Per Day, Per Location	\$50.00
Failure to submit required documentation and reports	Per Day, Per Report	\$50.00
Failure to submit required documentation and reports	Per Month Maximum	\$750.00
Failure to comply with request for mandatory response	Per Day	\$100.00
Unauthorized advertising	Per Day, Per Location	\$50.00
Failure to maintain premises in a clean state	Per Day, Per Location	\$50.00
Failure to maintain pricing at a level required by agreement, or to conduct surveys as required	Per Day, Per Location	\$50.00
Installation of unapproved items in locations	Per Day, Per Location	\$50.00
Violation of other terms and conditions under a lease, license, permit, or other document: at MDAD's option, (i) a \$75.00 per day rate, (ii) the penalty, rate, or fee provided in the contractual document for the violation, (iii) recovery of the damages to MDAD resulting from the violation, or (iv) termination of the lease or document.	Per Day, Per Location	\$75.00

Non-Terminal Rates, Miami International Airport, Effective as of October 1, 2020 to September 30, 2021

Waronker & Rosen, Inc.

Real Estate Appraisers and Consultants

2260 NW 66th Avenue, Suite 215

Miami, FL 33122

Telephone (305) 665-8890

Fax (305) 665-5188

Lee H. Waronker, MAI, SRA

lee@waronkerandrosen.com

www.waronkerandrosen.com

Josh L. Rosen, MAI

josh@waronkerandrosen.com

July 30, 2020

Mr. Lester Sola, Director and CEO
 Miami-Dade Aviation Department
 P.O. Box 592075
 Miami, Florida 33159

Re: Miami-Dade Aviation Department
 P.O. Box 592075
 Miami, Florida 33159

Dear Mr. Sola:

Pursuant to Resolution No. R-34-03, we are submitting a summary of our conclusions for:

- 1) Land Rental Rates
- 2) Paving Rates
- 3) Building Rental Rates
- 4) Parking Rates

Waronker & Rosen, Inc is the contracted appraisal firm for the Miami-Dade County Aviation Department responsible for providing annual rental rates at Miami International Airport, for non-terminal properties. In preparation of annual reports, the following steps are normally taken, however due to the Coronavirus some of these steps could not be completed in full.

- Inspect non-terminal buildings at Miami International Airport
- Gather and analyze land sales in areas surrounding Miami International Airport and derive appropriate rates of return (capitalization rates) on land from various sources
- Inspected non-terminal properties at major hub airports in the United States and interviewed property managers regarding land rental rates and non-terminal building rates
- Interviewed appraisers that estimate land and building rates for other international airports
- Meet with, or interview, MDAD property managers to understand the current supply and demand at MIA, as well as positive and negative factors in leasing land and buildings

Non-Terminal Rates, Miami International Airport, Effective as of October 1, 2020 to September 30, 2021

Mr. Lester Sola, Director
 Miami-Dade Aviation Department
 July 30, 2020

- Gather and analyze office building rental rates in the areas surrounding Miami International Airport. Findings indicate there is a relationship between office building rental rates at Miami International Airport and rental rates within nearby off-airport office buildings. There is no indication of a premium paid for office rents on airport property.
- Gather and analyze warehouse rental rates in the Airport West market area, just west of Miami International Airport as well as surrounding industrial markets. Security, minimum truck transportation and/or the ability to bring an aircraft to a cargo building are benefits of being on-airport. Therefore, on-airport warehouse buildings command a rent premium as compared to those not on airport property.
- Gather and analyze rates for cargo and hangar buildings at international airports considered to be comparable to MIA.

Market rental rates are based on data, analyses and conclusions within a report that is available for review in our office. Market rent is defined as the rental income that a property would most probably command in the open market indicated by the current rents paid for comparable space as of the date of the appraisal.

The rental rates are projected for the period of October 1, 2020 to September 30, 2021. Concern is for any change in values that might occur by October 1, 2020. As of current date, real estate staff at international airports were interviewed and all stated there has been no decrease in non-terminal rates. Other real estate appraisers interviewed confirmed similar statements by other international airports. The rates herein assume no change in market conditions as of October 1, 2020.

Land Rental Rates

Land rental rates have been estimated for seven (7) zones as detailed on Page 5 (Land Rental Rates). Land sales and land rents from properties surrounding Miami International Airport and land rental rates at comparable airports were researched. The following items were considered in concluding to the estimated market land rates:

- Subject land will be limited to airport and aviation purposes
- No assignment of leasehold without approval of Miami-Dade County
- No subordination permitted on said leasehold
- The General Use Master Plan
- In 1994-1995 the MDAD Properties Department at MIA instructed the appraisers that land rental rates for those properties having airside frontage and those adjacent to airside properties should all be valued at the same land rental rate. Instructions were there would be no difference in the land rent for properties with airside access versus those not having airside access. Instructions also were there would be no difference in the land rent based on the size of the property. The estimated market land rent herein is based on these criteria. A change in these instructions would cause a change in the land rents estimated herein.

Non-Terminal Rates, Miami International Airport, Effective as of October 1, 2020 to September 30, 2021

Mr. Lester Sola, Director
 Miami-Dade Aviation Department
 July 30, 2020

After investigation and analysis of the data and consideration to applicable limitations which apply to the area leased within the confines of Miami International Airport, it is our opinion that the market rent of the land, as of October 1, 2020, is as reported on the sheet captioned "*Land Rental Rates*" on Page 5 herein.

The real estate market, specifically the Airport West industrial market, has continued to see rent and price levels for land increasing over the past years. Comparison of rates from competitive airports and consideration to the activity in the local real estate market were cause for an increase in the Zone 1 land rents for the October 1, 2020 to September 30, 2021 period. The increase is from \$2.05 to \$2.15 per square foot representing a 5%+/- increase.

Building Rental Rates

In estimating the building rates for warehouse and office space rentals in the areas surrounding MIA were reviewed. In estimating cargo and hangar rates, rental rates at comparable airports were reviewed. Comparable rental information is contained within the appraisal report which is retained in the appraiser's office.

In addition to the comparable building rental information, also considered was the following:

- Use, occupancy, and utility of subject improvements
- Condition and building life expectancy of improvements
- Supply and demand for such facilities at the airport
- Replacement cost estimate less depreciation
- No assignment of leasehold without approval of the County
- No subordination permitted on said leasehold

Historically when tenants at MIA consider the building rental rates they are paying as too high; they mostly attribute their position to deferred maintenance items that have been brought to the attention of MIA. It is typical for a landlord to perform maintenance such as touch up painting, repair of stress cracks, removal of plant growth in stress cracks or expansion joints, replace/repair signage not specific to one tenant, repair leaks and various other items that are not the responsibility of the tenant.

Repairs which have not been done can affect the longevity of the improvements which ultimately affects the ability to collect rent and the rent level that can be charged. The rental rates estimated herein assume that the building spaces are in rentable condition and are compliant with life safety standards which are typical requirements of the landlord (MIA). Assumed is that the buildings have completed their 40-year recertification required and ten (10) year recertifications (if applicable) and meet the code requirements for Miami-Dade County.

If a building space at Miami International Airport is not in rentable condition, a tenant can be provided with an amortization period/schedule based on the redevelopment cost expenditures. This has the tenant paying for the renovations as opposed to MDAD.

Non-Terminal Rates, Miami International Airport, Effective as of October 1, 2020 to September 30, 2021

Mr. Lester Sola, Director
 Miami-Dade Aviation Department
 July 30, 2020

Recently deferred maintenance items have been performed which includes painting, signage, replacing lighting with energy efficient LED lighting systems. Continuation of attending to deferred maintenance items has the potential of building rates being maintained or even increased. Other improvements consist of restroom renovations, and integration of signage.

Upon termination of a lease, while the tenant remains in possession of the space to repair the premises back to leasable condition, the tenant will be responsible for land rent and utilities until the space has been repaired and is returned to the possession of MIA.

Parking is an item of concern for the tenants. Common area parking is not quantified as a separate component of rent unless within a garage.

Recommended is establishing an account known as a reserve for replacement allowance. Private property owners, mostly corporate owners, set aside funds annually for deferred maintenance and minor repair items. The amount set aside for replacements is often based on a percentage of the rent collected, or an amount per square foot of the building area. Recommended is MIA collect at minimal \$0.15 per square foot of the total building square footage into a reserve for replacement account. This account would be available to the Real Estate Management Division for minor repairs and deferred maintenance. The ability to cure deferred maintenance items and prepare vacant space quicker, will enhance the remaining life of the improvements, help to offset higher repair expenses in the future and assist in leasing vacant space quicker.

In the previous few years vacancy levels in the cargo belly buildings increased and rental rates were decreased due to the lack of demand. Since 2017 the occupancy levels in these buildings have increased due to greater demand and less supply. Further, MDAD plans to redevelop Building 702 from a cargo belly building to a cargo freighter building, which decreases the supply of cargo belly buildings. This decision to convert a belly building into a freighter building is based on demand levels at MIA for cargo freighter buildings. Buildings 706, 707, 708 and 716 which are cargo freighter buildings continue to have the greatest demand level at MIA.

Respectfully submitted,



Lee H. Waronker, MAI, SRA
 State Certified General Real Estate Appraiser
 Certificate No. RZ162



Josh L. Rosen, MAI
 State Certified General Real Estate Appraiser
 Certificate No. RZ395

Non-Terminal Rates, Miami International Airport, Effective as of October 1, 2020 to September 30, 2021**Land Rental Rates**

The following rental rates are to be effective October 1, 2019 and applied to all present and future leaseholds, when applicable. A map of land zone areas is attached.

Land Zone	2017-2018 Rates/Sq.Ft.	2018-2019 Rates/Sq.Ft.	2019-2020 Rates/Sq.Ft.	Proposed 2020-2021 Rates/Sq.Ft.
1 Airport	\$1.90	\$1.95	\$2.05	\$2.15
1a Vacant land with aircraft access	N/A	N/A	N/A	N/A
2 Commercial sites at SEC of NW 36 th St & NW 72 nd Ave	\$2.25	\$2.50	\$2.75	\$2.75
3 N.W. 21 st St. and N.W. 39 th Avenue	\$2.85	\$3.00	\$3.15	\$3.35
4 Fuel Farm, NW 72 nd Avenue & eastern Perimeter Road	\$2.15	\$2.25	\$2.35	\$2.35
5 NW 16 th Street (non-buildable sites)	N/A	\$0.50	\$.50	\$.50
6 Jai-Alai fronton land area & NW 36 th Street Frontage	\$2.25	\$2.25	\$2.35	\$2.45
7 Commercial Sites on NW 12 th St & North of NW 36 th St	\$1.80	\$2.00	\$2.10	\$2.20

NOTE: There is an additional charge of \$.10 per square foot where special services are provided, such as high intensity lighting, power cost, etc.

Paving Rates

Paving rates are charged in addition to land rental rates.

Type of Paving	2018-2019 Rates/Sq.Ft.	2019-2020 Rates/Sq.Ft.	Proposed 2020-2021 Rates/Sq.Ft.
Standard (Vehicular) Landside	\$0.45	\$0.45	\$0.45
Standard (Vehicular) Airside	N/A	\$0.70	\$0.70
Heavy Duty (Aircraft) Existing	\$0.90	\$0.90	\$0.90

Non-Terminal Rates, Miami International Airport, Effective as of October 1, 2020 to September 30, 2021**Building Rental Rates**

Following are estimated annual building rates for the period of October 1, 2020 to September 30, 2021.

Building #	Building Description	2018-2019 Rates	2019-2020 Rates	2020-2021 Proposed Rates
49	Offices (A/C)	\$6.00	\$6.00	\$6.00
	Shop (A/C)	\$6.00	\$6.00	\$6.00
700	Cargo - Belly Building (Non-A/C)	\$10.15 (11)	\$10.25 (11)	\$10.50 (1)
	Offices (A/C) 1st Floor	\$15.00 (11)	\$15.00 (11)	\$15.00 (1)
	Mezzanine Office (A/C)	\$11.75 (11)	\$11.75 (11)	\$12.50
	3 rd Floor Storage (storage only) ¹	\$10.00	\$10.00	\$10.00
701	Cargo - Belly Building (Non-A/C)	\$10.15 (11)	\$10.25 (11)	\$10.50 (1)
	Offices (A/C) 1st Floor	\$15.00 (11)	\$15.00 (11)	\$15.00 (1)
	Mezzanine Office (A/C)	\$11.75 (11)	\$11.75 (11)	\$12.50
	3 rd Floor Storage (storage only) ²	\$10.00	\$10.00	\$10.00
702	Cargo - Belly Building (Non-A/C)	\$10.15 (11)	\$10.25 (11)	\$10.50 (1)
	Offices (A/C) 1st Floor	\$15.00 (11)	\$15.00 (11)	\$15.00 (1)
	Mezzanine Office (A/C)	\$11.75 (11)	\$11.75 (11)	\$12.50
	3 rd Floor Storage (storage only) ³	\$10.00	\$10.00	\$10.00
704	Warehouse (Non-A/C)	\$5.75 (12)	\$5.75 (12)	\$5.75 (1)
	Offices (A/C)	\$6.25 (12)	\$6.25 (12)	\$6.25
	Shop (A/C)	\$6.25 (12)	\$6.25 (12)	\$6.25
	Storage (A/C)	\$6.25 (12)	\$6.25 (12)	\$6.25
706	Cargo - Freighter Building (Non-A/C)	\$16.75 (11)	\$17.00 (11)	\$17.00 (1)
	Offices (A/C) 1st Floor	N/A	\$17.00 (11)	\$17.00 (1)
	Mezzanine Office (A/C)	\$15.00 (11)	\$15.25 (11)	\$15.25
	3 rd Floor Storage (storage only) ²	\$10.00	\$10.00	\$10.00
	Airside Ramp	N/A	Included in cargo rent	Included in cargo rent
Landside Ramp	N/A	Included in cargo rent	Included in cargo rent	
707	Cargo - Freighter Building (Non-A/C)	\$16.75 (11)	\$17.00 (11)	\$17.00 (1)
	Offices (A/C) 1st Floor	N/A	\$17.00 (11)	\$17.00 (1)
	Mezzanine Office (A/C)	\$15.00 (11)	\$15.25 (11)	\$15.25
	3 rd Floor Storage (storage only) ²	\$10.00	\$10.00	\$10.00
	Airside Ramp	N/A	Included in cargo rent	Included in cargo rent
Landside Ramp	N/A	Included in cargo rent	Included in cargo rent	
708	Cargo - Freighter Building (Non-A/C)	\$16.75 (11)	\$17.00 (11)	\$17.00 (1)
	Offices (A/C) 1st Floor	N/A	\$17.00 (11)	\$17.00 (1)
	Mezzanine Office (A/C)	\$15.00 (11)	\$15.25 (11)	\$15.25
	3 rd Floor Storage (storage only) ²	\$10.00	\$10.00	\$10.00
	Airside Ramp	N/A	Included in cargo rent	Included in cargo rent
Landside Ramp	N/A	Included in cargo rent	Included in cargo rent	

¹ No air condition is provided. Provided is only electric for minimal lighting.

² Ibid

³ Ibid

Non-Terminal Rates, Miami International Airport, Effective as of October 1, 2020 to September 30, 2021

Building #	Building Description	2018-2019 Rates	2019-2020 Rates	2020-2021 Proposed Rates
709	LanChile (Airis)	Tenant Constructed Building		
710	LanChile (Airis)	Tenant Constructed Building		
711	Arrow Cargo (Aeroterm)	Tenant Constructed Building		
712	Arrow Cargo (AMB Codina)	Tenant Constructed Building		
714	Cargo – Freighter Building (Non-A/C) Offices – First Floor (A/C) Mezzanine Office	\$12.75 \$13.25 N/A	\$13.00 \$13.50 N/A	\$13.00 (1) \$13.50 (1) \$13.00
716A	Cargo – Freight Building (Non-A/C) Offices (A/C) 2 nd Floor Offices (A/C) 1 st Floor Airside Ramp Landside Ramp	\$13.25(11) (15) \$13.60 (11) (15) \$15.00 (11) N/A N/A	\$13.50 (11) (15) \$13.60 (11) (15) \$15.00 (11) Included in Cargo Rent Included in Cargo Rent	\$13.50 (1) \$13.60 \$15.00 Included in Cargo Rent Included in Cargo Rent
716B-J	Cargo – Freighter Building (Non-A/C) Offices (A/C) 2 nd Floor Offices (A/C) 1 st Floor Airside Ramp Landside Ramp	\$12.25 (11) (15) \$12.60 (11) (15) \$15.00 (11) N/A N/A	\$12.50 (11) (15) \$12.60 (11) (15) \$15.00 (11) Included in Cargo Rent Included in Cargo Rent	\$12.50 (1) \$12.60 \$15.00 Included in Cargo Rent Included in Cargo Rent
719	Governmental Service Bldg. - CCC	\$19.50 (3)	\$19.75 (3)	\$19.75
741	Decompression chamber	\$52,000 per year	\$52,000 per year	\$52,000 per year
805	Cargo – Freight Building (Non-A/C) Offices (A/C)	\$12.00 \$12.00	\$12.25 \$12.25	\$12.25(1) \$12.25
807	UPS (Cargo)	Tenant Constructed Building		
812	PPQ Building	MDAD/ Tenant Constructed Building		
815	USDA Veterinary Services	MDAD/ Tenant Constructed Building		
820	Warehouse (Non-A/C) Offices (A/C)	\$9.00 \$10.00	\$9.50 \$11.00	\$9.50 (1) \$11.00
831	Office/Warehouse (FedEx)	Tenant Constructed Building		
836	GSE Office/Shop (A/C)	Demolished		
839	Hangar (Signature Flight Center) Offices (A/C)	\$12.00 \$16.00	\$12.00 \$16.00	\$12.00 \$16.00
840	Signature Flight Support (Terminal)	\$20.00	\$20.00	\$20.00
844	Hangar - Storage (Non-A/C) Offices (A/C) Storage (A/C)	\$9.25 (1) \$11.75 \$6.75	\$9.25 (1) \$11.75 \$6.75	\$9.25 (1) \$11.75 \$6.75

Non-Terminal Rates, Miami International Airport, Effective as of October 1, 2020 to September 30, 2021

Building #	Building Description	2018-2019 Rates	2019-2020 Rates	2020-2021 Proposed Rates
845	Atrium Space—1 st Floor (A/C)	\$19.00 (3)	\$19.00 (3)	\$19.00 (2)
	Atrium Space—Above 1 st Floor (A/C)	\$19.00 (3)	\$19.00 (3)	\$19.00 (2)
	Offices (A/C)	\$16.00 (3)	\$16.50 (3)	\$16.50 (2)
	Warehouse (Non-A/C)	\$10.60 (3)	\$10.75 (3)	\$10.75
	Warehouse (A/C)	\$12.00 (3)	\$12.00 (3)	\$12.00
	Warehouse Office (A/C)	\$12.00 (3)	\$12.15 (3)	\$12.15
	Simulator (A/C)	\$12.79	\$13.00	\$13.00
850	AAR ACS (Maintenance Hangar)	Tenant constructed building		
855	Storage (A/C)	\$5.75	\$5.75	\$6.00
856	Storage (A/C)	\$5.50	\$5.50	\$6.00
857	Wash Rack & Drum Storage	\$6.00	\$6.00	\$6.00
861-862 ⁴	Aircraft—Hangars (#6 and #7)	\$10.00 (1) (12)	\$10.10 (1) (12)	\$10.10
	Shops (A/C)	\$5.25 (12)	\$5.25 (12)	\$6.00
	Storage (A/C)	\$5.25 (12)	\$5.25 (12)	\$6.00
	Offices (A/C)	\$6.50 (12)	\$6.50 (12)	\$6.50
863	Engine Overhaul and Service	\$5.50	\$5.50	\$5.50
	Storage 2nd Floor	\$4.00 (22)	\$4.00 (22)	\$4.00 (3)
	Offices (A/C) 1 st Floor	\$10.00	\$10.00	\$10.00
	Offices (A/C)	\$8.00	\$8.00	\$8.00
871	Hangar (Non-A/C)	\$9.00 (1)	\$9.00 (1)	\$9.00 (1)
	Office (A/C)	\$5.50	\$5.50	\$5.50
	Shop and storage	\$4.25 (22)	\$4.25 (22)	\$4.25 (3)
875	Flight Academy			
	Office (A/C) Pan Am	\$10.50 (19)	\$10.50 (19)	\$10.50
	Office (A/C) Individual tenants	\$15.00 (3)	\$15.00 (3)	\$15.00
	Simulator Bays (A/C)	\$9.00	\$9.00	\$9.00
888	Maintenance and Training (A/C)	\$5.75	Demolished	
890	Hangar (Non-A/C)	Tenant Constructed Building		
	Office Space (A/C)			
	Storage (A/C)			
	Shops (A/C)			
891	First Floor: Maintenance-Shops (A/C)	Tenant Constructed Building		
	Second Floor: Shops (A/C)			
	Third Floor: Shops (A/C)			
	Fourth Floor: Storage (Non-A/C)			

⁴ Hangar 861 and 862 the tenants are making improvements and are only paying land rent.

Non-Terminal Rates, Miami International Airport, Effective as of October 1, 2020 to September 30, 2021

Building #	Building Description	2018-2019 Rates	2019-2020 Rates	2020-2021 Proposed Rates
896	Hangar—Maintenance (Non-A/C)	\$10.00 (1)	\$10.10 (1)	\$10.10 (1)
	Office Space (A/C) 1 st Floor	N/A	\$10.00	\$10.00
	Office Space (A/C)	\$7.75	\$7.75	\$7.75
	Shops—Maintenance (A/C)	\$5.75	\$5.75	\$5.75
	Third Floor: Storage	\$3.00	\$3.00	\$3.00
	Composite Shop	\$10.00	\$10.00	\$10.00
	Paint Booth	\$10.00	\$10.00	\$10.00
909	Flight Training Facility (Airbus)	Tenant Constructed Building		
916	Cargo Warehouse (Development)	Tenant Constructed Building		
919	Office-Entire Building (A/C)	\$10.50	\$10.50	\$10.50
	Office - Per Floor or less (A/C)	\$13.00	\$13.00	\$13.00
	Office - Second Floor (Full Service)	\$18.00	\$18.00	\$18.00
	Storage	\$6.00 (22)	\$6.00 (22)	\$6.00 (3)
	Loading Dock	\$1.75	\$1.75	\$1.75
2082	Warehouse (El Dorado)	\$2.50	\$2.50	\$2.50
	Offices (A/C)	\$2.50	\$2.50	\$2.50
3010	Cabstand Cafe (A/C)	\$30.00 (5)	\$30.00 (5)	\$30.00 (5)
3030	Offices	\$10.00 (12)	\$10.00 (12)	\$10.00
3030A	Offices (A/C)—Wing of 3030	\$8.50	\$8.50	\$9.00
3032	Cafeteria (Non-A/C)	\$4.75	\$4.75	\$4.75
	Cafeteria (A/C)	\$6.50	\$6.50	\$6.50
3033	Police Station (A/C)	\$10.00	\$10.00	\$10.00
3037	Maintenance-Garage (Non-A/C)	\$6.00	\$6.00	\$7.00
	Offices (A/C)	\$6.50	\$6.50	\$6.50
3038	Building Services - Maintenance/Office (A/C)	\$6.50	\$6.50	\$6.50
3040	Maintenance Shops (Non-A/C) and Offices (A/C)	\$6.60 (19)	\$6.60 (19)	\$6.60
3034	Triturator	Decommissioned		
3046	Offices (A/C)	\$10.00	\$10.00	\$10.00
	Shop	\$6.25 (22)	\$6.25 (22)	\$6.25 (3)
3047	Offices (A/C)	\$10.00	\$10.00	\$10.00
3048	Offices (A/C)	\$10.00	\$10.00	\$10.00
3049	Maintenance Garage (Non-A/C)	\$7.00	\$7.00	\$7.00
3050	Administration Building (Multiple Tenancy)	\$14.25	\$14.25	\$14.25
3074	In-flight Caterers:			
	Kitchen Kitchen (A/C)	\$8.50 (22)	\$8.50 (22)	\$8.50 (3)
3077	Triturator	\$22,000 yr. (23)	\$22,000 yr. (23)	\$22,000 yr. (6)

Non-Terminal Rates, Miami International Airport, Effective as of October 1, 2020 to September 30, 2021

Building # Old Bldg. #	Building Description	2018-2019 Rates	2019-2020 Rates	2020-2021 Proposed Rates
3078	Fuel Building (A/C) Offices (A/C)	\$10.00 \$10.25	\$10.00 \$10.25	\$10.00 \$10.25
3089	Parking Garage	\$60.00/mo. (4)	\$60.00/mo. (4)	\$60.00/month/space
3091	Maintenance/Offices (A/C)	\$7.75	\$7.75	\$8.00
3094	Parking Garage	\$60.00/mo. (4)	\$60.00/mo. (4)	\$60.00/month/space
3095-A	Hangar Building			
	Hangar Area (Non-A/C) – 1 st Floor	\$11.75	\$12.00	\$12.00
	Office – 1 st and 2 nd Floors	\$9.00 (22)	\$9.00 (22)	\$9.00
	Shops & Storage 1st and 2 nd Floors	\$8.00 (22)	\$8.00 (22)	\$8.00
3095-B	Offices (as renovated):			
	Offices—Entire Building (A/C) Offices—Per Floor (A/C)	\$11.00 \$17.00 (3)	\$11.00 \$17.00 (3)	\$11.00 \$17.00
	Offices—Penthouse (A/C)	\$20.00 (3)	\$20.00 (3)	\$20.00
3100	Maintenance Garage (Non-A/C)	Demolished		
3101	Maintenance Garage—Storage (Non- A/C)	\$6.00	\$6.00	\$6.00
3110	Offices—Security	\$21.00	\$21.00	\$21.00
3150	Offices (A/C)	\$11.50	\$11.50	\$11.50
3151	Maintenance—Shop (Non-A/C)	\$6.00	\$6.00	\$6.00
	Offices (A/C)	\$11.00	\$11.00	\$11.00
3152	Service Station (Non-A/C)	\$5.75	\$5.75	\$5.75
3153	Car Wash Building	\$5.75	\$5.75	\$5.75
3241	RCC Office (A/C)	\$26.00 (20)	\$26.00 (20)	\$26.00 (7)
	RCC Storage (A/C)	\$15.00 (20)	\$15.00 (20)	\$15.00 (7)
4001	Traffic Control Center	\$13.00	\$13.00	\$13.00
4002	Public Works Office	\$12.00	\$12.00	\$12.00
4003	Corrections Office (A/C)	\$7.50	\$7.50	\$7.50
4003A	Offices (A/C)	\$7.00	\$7.00	\$7.00
	Storage (Non-A/C)	\$6.00	\$6.00	\$6.00
4004	Sign Shop (Non-A/C)	\$6.00	\$6.00	\$6.00
MIC	Platform - Unfinished space	\$30.00	\$30.00	\$30.00

Non-Terminal Rates, Miami International Airport, Effective as of October 1, 2020 to September 30, 2021

Additional Rental Rate Estimates

Loading Dock

Loading dock area has an additional rate of \$1.75 per square foot.

Utility Rates

The rental rates herein exclude utilities (water, sewer and electric), except as footnoted. Utilities shall be applied as a separate charge. These rates are not estimated by the appraiser and are supplied by MDAD.

Trailer Parking & Modular Units

Trailer parking has a rate of \$250.00 per space per month for single wide trailers, \$500 per space per month for double wide trailers and \$600 per space per month for a triple wide. Modular units are authorized for temporary use by tenants for office or storage purposes, preceding and/or during construction, and have the rates of \$250.00 per space per month for single wide trailers, \$500 per space per month for double wide trailers and \$650 per space per month for a triple wide.

Automobile Parking

Automobile parking (grade level & non-garage space) has a charge of \$55.00 per space per month. Limousines that occupy no more than a standard parking space/area will be charged \$55 per month. Larger limousines have a rate of \$100 per month. Tour buses and buses more than eight (8) feet wide and 18 feet long have a rate of \$200 per month.

Antenna Installations

Any antenna and its associated equipment for data collection, reception, or transmission related to (i) the monitoring of aircraft movements in the air or on the ground or (ii) any other aviation activity as determined by MDAD, shall pay a fee of \$2,500 annually per antenna, plus rental charges for the land or any facility on which or in which any antenna or associated equipment is installed, based on MDAD's sole determination of the dimensions of the land or facility allocable to such antenna or equipment. For all other antenna and associated equipment for non-aviation or specialty use, fees and rental charges in an amount not to exceed \$250,000.00 annually shall be separately imposed by MDAD as a condition of a lease, license, or permit applicable to the installation of the antenna or equipment.

Full Service

This includes land rent, janitorial and utilities.

Non-Terminal Rates, Miami International Airport, Effective as of October 1, 2020 to September 30, 2021

Footnotes

Note: Footnotes from previous years have been modified to simplify the rental rates. There are additional considerations that may affect some tenants which no longer have an assigned footnote. The new footnotes now apply solely for identifying the estimated market rents. Additional items in the previous footnotes, and no longer included in the new footnotes, include the following:

- Non-airline tenants shall pay the said per square foot rate or 3% of all gross revenues produced from providing aircraft maintenance services to others, whichever is greater.
- Airline tenants shall pay 3% of all gross revenues produced from providing aircraft maintenance services to others in addition to the said per square foot rental rates.
- Additional rent may be applicable to recover costs of 40-year recertification and costs of repairs to comply with life safety codes.
- In addition to the rent some tenants may pay an opportunity fee of 7.5% of the revenues collected. In this situation the tenant is responsible for all maintenance and repairs.
- Rate includes amortization of 40-year recertification and costs of repairs to comply with life safety codes.
- Common area maintenance is not charged by MDAD

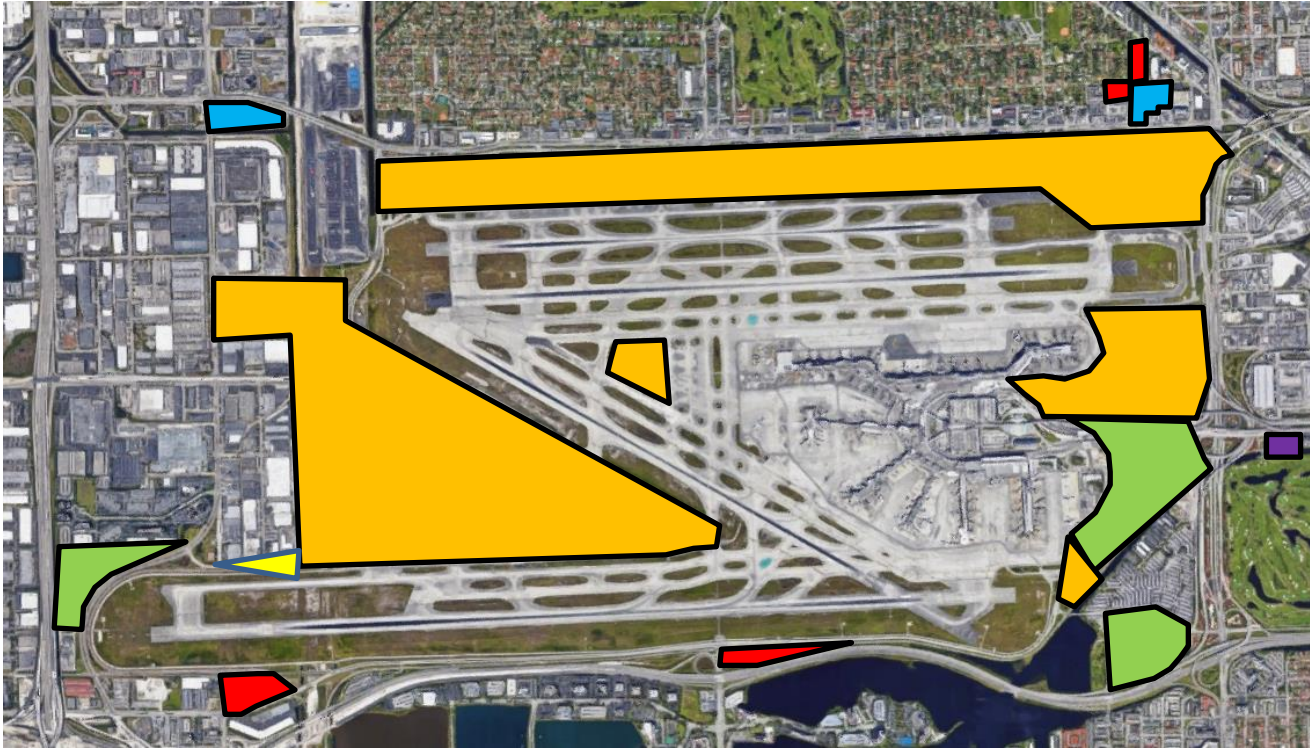
Most of the multi-tenant office rentals have an estimated rent and there is no additional charge for the underlying land rent.

Most of the cargo and hangar buildings have an estimated market rent and in addition the tenant pays for the underlying land rent.

Most of the buildings and the spaces are not separately metered. Miami-Dade County Aviation Department has applicable rate charges to the tenant for electric, air conditioning, et al. These rates are not part of the estimated market rents and are separate from this document.

1. In addition to the building rate charge there is a land rate charge for "Land Under Building" which is added to the building rate.
2. Rent includes electricity, water, and sewer. There is no land charge for office space.
3. If A/C space, tenant pays applicable electric and is responsible for A/C repair and replacement
4. Appraised rate includes a charge of \$.10 per square foot as a trash removal fee.
5. Tenant pays minimum guarantee
6. In addition to rent, tenant pays an opportunity fee of 7.5% of the revenues collected. Tenant is responsible for all maintenance and repairs.
7. Includes land rent and janitorial. Utilities are paid by rental car agencies in MIC.

Land Zones 1, 2, 3, 4, 5 & 7



Legend

- Land Zone 1
- Land Zone 2
- Land Zone 3
- Land Zone 4
- Land Zone 5
- Land Zone 7

Non-Terminal Rates, Miami International Airport, Effective as of October 1, 2020 to September 30, 2021

Land Zone 6



**SLACK
JOHNSTON
MAGENHEIMER**
REAL ESTATE APPRAISERS & CONSULTANTS

ANDREW H. MAGENHEIMER, MAI
CERT. GEN. RZ1073

THEODORE W. SLACK, MAI
(1902 - 1992)
THEODORE C. SLACK, MAI
(1931 - 2015)
SUE BARRETT SLACK, MAI
(RETIRED)

July 10, 2020

Mr. Robert Warren
Miami-Dade Aviation Department
P.O. Box 025504
Miami, Florida 33102

RE: Miami-Dade Aviation Department
Fiscal Year 2021 General Aviation Rental Rate and Charges Review

Dear Mr. Warren:

Slack, Johnston & Magenheimer, Inc. has been retained to provide appraisal services as part of our professional service agreement approved by EPPRFP-01396. The scope of this analysis is limited to estimates of annual market rent for various properties located at Miami-Dade County's general aviation airports. This letter provides summary information in a restricted report format. Additional information concerning the analysis is retained in our files. This analysis was prepared in compliance with the Uniform Standards of Professional Appraisal Practice (USPAP). The intended use of this report is to make recommendations to Miami-Dade County concerning the rental rates at their general aviation airports and the intended user is the Miami-Dade Aviation Department. Market rent is defined in the Dictionary of Real Estate Appraisal.

The scope of appraisal services includes estimates of the annual market rental rates for various properties at Miami-Dade County's general aviation airports, including Miami-Opa Locka Executive Airport (OPF), Miami Executive Airport (TMB) and Miami Homestead General Aviation Airport (X51). Our analysis has included visits to the airports and the improvements, as well as market research of similar aeronautical and non-aviation properties.

Our general aviation rental rate analysis included a review of the method of establishing rental rates and charges. Generally, airports within Florida do not sell; therefore, determining rental rates and charges based on capitalization of sales prices is not possible. There are two generally acceptable methods of estimating rental rates: 1) a market comparative analysis based on market research and 2) a comparison of non-airport (off-port) land and improvement values to airport (on-port) properties.

It is our opinion that market research produces the best method of estimating rental rates between similar property types. This method serves as the basis for our estimation of fair market annual rental rates for the Miami-Dade County's general aviation airports.

Mr. Robert Warren
July 10, 2020

We have reviewed local and national surveys of airport rates and charges. Our research revealed there is limited, reliable survey information available for annual rental rates at airports in Florida. Our research included a direct survey of over 50 public general aviation, as well as non-hub and small-hub commercial airports within Florida. Our market research focused on general aviation rental rates and charges within Florida based on a direct questionnaire, as well as telephone interviews with several airport managers and fixed base operators. This was a direct survey and the reliability of the information collected is considered good.

The primary focus of our survey was rental rates and charges for airport properties, including both aeronautical and non-aviation uses. The airports have been compared based on location, physical size, annual operations, based aircraft and fuel flowage. The data collected includes statistical information described above, as well as rates and charges for various types of airport properties.

Our survey indicates that, although there is a wide variation in geographic locations and non-aviation property values throughout Florida, there are several similarities in rental rates and charges for various components at general aviation airports. Airports were compared based on activity levels relating to geographic locations, physical size, number and length of runways, based aircraft, annual operations and fuel flowage.

In our research, the primary focus of airport comparisons was based on geographic location and relationships between based aircraft, operations and fuel flowage. The survey information was collected and analyzed for the purpose of comparison to Miami-Dade County's general aviation airports. The airports were compared based on their activity levels, as previously discussed.

Based on our market analysis, we have recommended revising the current rental rates slightly for most of the properties at the County's general aviation airports. It was noted the market conditions for the non-aviation properties at the general aviation airports continue to change based on market sales analysis. It is recommended the County continue to undertake individual appraisals of the non-aviation properties to establish rental rates on a case-by-case basis to best reflect market conditions at the time.

Based on our research and analysis, we recommend continuing most of the rental rates for Fiscal Year 2021. Refer to the attached FY2021 Rental Rate Summary for each airport. The following changes to general aviation rental rates for FY2021 are recommended.

Mr. Robert Warren
July 10, 2020

Miami Homestead General Aviation Airport – Continue the FY2020 rates for FY2021

Miami Executive Airport – Continue the FY 2020 rates for FY2021

Non-Aeronautical Land - We recommend independent review and site appraisals of proposals to rent non-aviation land concerning terms and location on a case-by-case basis to best reflect market conditions at the time.

Miami-Opa Locka Executive Airport -

Aeronautical Land: Increase annual aeronautical land rent \$0.01/SF to \$0.29/SF.

Non-Aeronautical Land - We recommend independent review and site appraisals of proposals to rent non-aviation land concerning terms and location on a case-by-case basis to best reflect market conditions at the time.

OPF Clearzone Parcel O-8088 - Continue 3% annual increase per agreement.

The attached airport rental summaries for Miami-Opa Locka Executive, Miami Executive and Miami Homestead General Aviation Airports reflect our recommendations.

As of this date, the world is in the midst of a global Covid19 pandemic that is impacting everyday life for most. The impact of the pandemic was considered in our analysis. Based on a review of available market data there was a noticeable decrease in general aviation aeronautical activity at the end of the 1st quarter and beginning of the 2nd quarter of 2020, and subsequent signs of recovery. Based on discussion with market participants, rental rate and occupancy levels have not been impacted. We will continue to monitor the situation.

Sincerely,

SLACK, JOHNSTON & MAGENHEIMER, INC.



Andrew H. Magenheimer, MAI
CERT. GEN. RZ1073

Enclosures

\\MDAD\GA.FY21.RATES

CERTIFICATION

We certify that, to the best of our knowledge and belief, ...

- the statements of fact contained in this report are true and correct.
- the reported analyzes, opinions, and conclusions are limited only by the reported assumptions and limiting conditions and are our personal, impartial and unbiased professional analyzes, opinions, and conclusions.
- we have no present or prospective interest in the property that is the subject of this report and we have no personal interest or bias with respect to the parties involved.
- our compensation is not contingent upon the reporting of a predetermined value or direction in value that favors the cause of the client, the amount of the value estimate, the attainment of a stipulated result, or the occurrence of a subsequent event.
- our analysis, opinions, and conclusions were developed, and this report has been prepared, in conformity with the following: 1) the Uniform Standards of Professional Appraisal Practice (USPAP); 2) the Code of Professional Ethics and the Standards of Professional Appraisal Practice of the Appraisal Institute; and 3) the requirements of the State of Florida for state-certified appraisers.
- we have made a personal visit to the property that is the subject of this report.
- Zach Olen, MAI, Cert. Gen. RZ3124, provided significant professional assistance to the person signing this certification.
- the use of this report is subject to the requirements of the State of Florida relating to review by the Real Estate Appraisal Subcommittee of the Florida Real Estate Commission and to the requirements of the Appraisal Institute relating to review by its duly authorized representatives.
- the appraisal assignment was not based on a requested minimum valuation, a specific valuation, or the approval of a loan.
- Slack, Johnston & Magenheimer has performed services regarding the subject property in the past three years.
- as of the date of this report, Andrew H. Magenheimer, has completed the requirements of the continuing education program for Designated Members of the Appraisal Institute.

SLACK, JOHNSTON & MAGENHEIMER, INC.



Andrew H. Magenheimer, MAI
CERT. GEN. RZ1073

Miami - Opa Locka Executive Airport (OPF)				
FY 2021 Property Rental Summary				
LAND RENTAL		Rent/Sq.Ft./Year		
		Actual	Actual	Proposed
		FY2019	FY2020	FY2021
Aeronautical Land		\$0.26	\$0.28	\$0.29
Nonaeronautical Land - appraise individually case-by-case as necessary				
PAVEMENT RENTAL		Rent/Sq.Ft./Year		
		Actual	Actual	Proposed
		FY2019	FY2020	FY2021
Pavement		\$0.05	\$0.05	\$0.05
Non-Aviation Land		Rent/Sq.Ft./Year		
Lease Number/Tenant		Actual	Actual	Proposed
		FY2019	FY2020	FY2021
Lease No.	O-216	\$1.10	\$1.20	\$1.20
Dept. of Corrections				
Lease No.	O-1519	\$0.90	\$0.95	\$0.95
WASA				
Lease No.	O-8088	\$0.534	\$0.550	\$0.567
Schaecter - clearzone (2)				
Lease No.	O-7889	\$0.60	\$0.65	\$0.65
Mia Lks Office Condo - clearzone				
BUILDING RENTAL (1)		Rent/Sq.Ft./Year		
Aviation Tenants		Actual	Actual	Proposed
		FY2019	FY2020	FY2021
Building	40.3e	\$8.30	\$8.55	\$8.55
Building	40.2c	\$7.95	\$8.15	\$8.15
Building	40.1w	\$8.10	\$8.30	\$8.30
Building	41.3e	\$7.95	\$8.15	\$8.15
Building	41.2c	\$7.95	\$8.15	\$8.15
Building	41.1w	\$7.95	\$8.15	\$8.15
Building	45	\$6.90	\$7.20	\$7.20
Building	46	\$13.15	\$13.50	\$13.50
Building	47	\$7.10	\$7.30	\$7.30
Building	107Office	\$19.00	\$19.00	\$19.00
Building	107Dorm	\$20.00	\$20.00	\$20.00
Note 1: Annual rent/SF excluding land or pavement				
Note 2: Rent subject to annual 3% increase				
Last Revised 6/1/2020				
OPF.FY21				

Miami Executive Airport (TMB)			
FY 2021 Property Rental Summary			
LAND RENTAL		Rent/Sq.Ft./Year	
	Actual FY2019	Actual FY2020	Proposed FY2021
Aeronautical Land	\$0.23	\$0.24	\$0.24
Nonaeronautical Land - appraise individually case-by-case as necessary			
PAVEMENT RENTAL		Rent/Sq.Ft./Year	
	Actual FY2019	Actual FY2020	Proposed FY2021
Pavement	\$0.05	\$0.05	\$0.05
FARM LAND		Rent/Acre/Year	
	Actual FY2019	Actual FY2020	Proposed FY2021
Farm Land - minimum bid	\$500	\$500	\$500
BUILDING RENTAL		Rent/Sq.Ft./Year	
Aviation Tenants	Actual FY2019	Actual FY2020	Proposed FY2021
Building 102	\$3.35	\$3.35	\$3.35
Building 109	\$3.60	\$3.60	\$3.60
109A	\$3.35	\$3.35	\$3.35
109B	\$3.35	\$3.35	\$3.35
Building 114	\$3.30	\$3.30	\$3.30
Building 121	\$5.60	\$5.80	\$5.80
Building 123	\$5.55	\$5.75	\$5.75
Building 221	\$3.65	\$3.65	\$3.65
Building 222	\$2.30	\$2.55	\$2.55
Building 247	\$6.10	\$6.30	\$6.30
Building 504	\$4.95	\$4.95	\$4.95
Building 225	\$3.40	\$3.40	\$3.40
Building 226	\$1.25	\$1.30	\$1.30
Building 227	\$3.75	\$3.75	\$3.75
Building 228	\$6.45	\$6.70	\$6.70
Building 229	\$6.20	\$6.40	\$6.40
Building 501	\$8.10	\$8.30	\$8.30
Building 507	\$16.50	\$16.50	\$16.50
Last Revised 6/1/2020			
TMB.FY21			

Miami Homestead General Aviation Airport				
FY 2021 Property Rental Summary				
LAND RENTAL		Rent/Sq.Ft./Year		
		Actual FY 2019	Actual FY2020	Proposed FY2021
Aeronautical Land		\$0.07	\$0.08	\$0.08
PAVEMENT RENTAL		Rent/Sq.Ft./Year		
		Actual FY 2019	Actual FY2020	Proposed FY2021
Pavement		\$0.05	\$0.05	\$0.05
FARM LAND		Rent/Acre/Year		
		Actual FY 2019	Actual FY2020	Proposed FY2021
Farm Land - minimum bid		\$450	\$450	\$450
BUILDING RENTAL (1)		Rent/Sq.Ft./Year		
Aviation Tenants		Actual FY 2019	Actual FY2020	Proposed FY2021
Building	2	\$3.85	\$3.85	\$3.85
Building	3	\$2.65	\$2.80	\$2.80
Building	5	\$3.55	\$3.65	\$3.65
Building	10	\$3.85	\$3.85	\$3.85
Building	14	\$2.65	\$2.80	\$2.80
Note 1: Annual rent/SF excluding land or pavement				
Last Revised 6/1/2020				
X51.FY21				

**SLACK
JOHNSTON
MAGENHEIMER**
REAL ESTATE APPRAISERS & CONSULTANTS

7245 SW 87 AVENUE, SUITE 300
MIAMI, FLORIDA 33173

BRIEFING PACKAGE
FISCAL YEAR 2021
RENTAL RATE RECOMMENDATIONS
MIAMI-OPA LOCKA EXECUTIVE AIRPORT
MIAMI EXECUTIVE AIRPORT
MIAMI HOMESTEAD GENERAL AVIATION AIRPORT
MIAMI-DADE COUNTY, FLORIDA

PREPARED FOR

MR. ROBERT WARREN
MIAMI-DADE AVIATION DEPARTMENT
PO Box 025504
MIAMI, FLORIDA 33102

**SLACK
JOHNSTON
MAGENHEIMER**
REAL ESTATE APPRAISERS & CONSULTANTS

ANDREW H. MAGENHEIMER, MAI
CERT. GEN. RZ1073

THEODORE W. SLACK, MAI
(1902 - 1992)
THEODORE C. SLACK, MAI
(1931 - 2015)
SUE BARRETT SLACK, MAI
(RETIRED)

July 10, 2020

Mr. Robert Warren
Miami-Dade Aviation Department
P.O. Box 025504
Miami, Florida 33102

RE: Fiscal Year 2021 General Aviation Rental Rates and Charges Executive Summary

Dear Mr. Warren:

Slack, Johnston & Magenheimer, Inc. is a commercial real estate appraisal, brokerage, consulting firm that has been retained by the Miami-Dade Aviation Department to provide appraisal and consulting services for Miami-Dade County's general aviation airports. Attached please find an executive summary description of the rental rate analysis we prepared for Miami-Dade County's general aviation airports.

Sincerely,

SLACK, JOHNSTON & MAGENHEIMER, INC.



Andrew H. Magenheimer, MAI
CERT. GEN. RZ1073

GA.FY21.BrffPkg

Introduction

Miami-Dade County has an ordinance that provides for the rental rates for the County's general aviation airports to be reviewed on an annual basis by a qualified independent appraiser. Annually, the appraiser makes recommendations to the Miami-Dade Aviation Department (MDAD) who considers the recommendations and brings the matter before the Miami-Dade County Board of County Commissioners (BCC) as part of the annual budget process. Each general aviation airport lease includes a provision that the rental rates may be adjusted annually based on the BCC approval of the recommended rental rates. Slack, Johnston & Magenheimer was selected by MDAD to provide appraisal and consulting services for the County's general aviation airports from a field of qualified applicants on a competitive basis.

Slack, Johnston & Magenheimer

Slack, Johnston & Magenheimer, Inc. is a commercial real estate appraisal, brokerage and consulting firm that has been in business in South Florida for over 50 years. Our firm provides a wide range of valuation services concerning all forms of commercial, industrial and residential real estate, as well as aviation and related uses. For purposes of this analysis, the appraisal and consulting services include real estate associated with Miami-Dade County's general aviation airports, including Miami Homestead General Aviation (X51), Miami Executive (TMB) and Miami-Opa Locka Executive (OPF) Airports, as well as Dade-Collier Training and Transition (TNT) Airport.

Slack, Johnston & Magenheimer has experience providing valuation services for aviation properties throughout Florida. In addition to our consulting contract with MDAD related to their general aviation airports, our firm has completed appraisal and consulting assignments at over 45 commercial and general aviation airports in Florida. Our appraisal and consulting assignments have been performed for airport sponsors, as well as tenants.

Historic Rental Rates

The following is a summary of the most recent changes to the adopted rental rates at the airports.

- FY 2017 adopted rental rates included 1) continuing the rental rates for the land at X51, pavement at all the airports and most of the buildings at the airports, 2) increasing the aeronautical land rental rates at TMB and OPF, as well as the minimum bid for farm land at TMB 3) adjusting the non-aviation land rental rate for several parcels at OPF, 4) increasing rental rates for three buildings at OPF and seven buildings at TMB.

- FY 2018 adopted rental rates included 1) continuing the rental rates for most of the land at X51, pavement at all the airports and most of the buildings at the airports, 2) increasing the aeronautical land rental rates at TMB and OPF, 3) increasing rental rates for three buildings at OPF.

- FY 2019 adopted rental rates included 1) continuing the rental rates for land at X51 and pavement at all the airports, 2) increasing the aeronautical land rental rates at TMB and OPF, 3) increase most of the building rent at the airports.
- FY 2020 adopted rental rates included 1) continuing the rental rates for pavement at all the airports, 2) increasing the rental rates for aeronautical land and select buildings at all the airports, 3) increasing rental rates for three non-aeronautical land parcels at OPF.

Fiscal Year 2021 Rental Rates

In June 2020, Slack, Johnston & Magenheimer made rental rate recommendations to MDAD for the 2020-2021 general aviation fiscal year (FY 2021). We have recommended continuing the pavement rental rates at all the airports and increasing the annual aeronautical land rent rates at OPF. We have further recommended revising the annual rental rates for select aeronautical buildings at the airports. We have further recommended continuing the policy of independent review and site appraisals of proposals to rent non-aviation land at all the airports concerning terms and location on a case-by-case basis to best reflect market conditions at the time.

Scope of Analysis

The scope of our consulting service included a recommendation to MDAD of the market rental rates for the real property at Miami-Dade County's general aviation airports. Our analysis and recommendations were based on visits to the properties and comparative analysis concerning prevailing market rental rates for similar properties at similar airports in Florida, primarily concentrating on general aviation airports in southern Florida. Our analysis of the non-aviation parcels concentrated on non-aviation market activity in the vicinity of each airport, including recent trends in land values in the respective areas.

Our analysis was prepared in compliance with the Uniform Standards of Professional Appraisal Practice (USPAP) as adopted by the Appraisal Standards Board of the Appraisal Foundation. USPAP governs work performed by appraisers certified by the State of Florida, as well as appraisers who possess the MAI designation from the Appraisal Institute.

Highest and Best Use

The scope of this assignment included a highest and best use analysis that reviewed potential uses, as well as market conditions, for the properties. Highest and best use is the reasonably probable and legal use of vacant land or improved property that results in the highest value. Highest and best use analysis includes possible, permissible, feasible, and maximally productive uses of the properties.

Typically, the highest and best use of non-aviation commercial property is dictated by the physical characteristics of the site (size, shape, configuration, location and zoning), as well as the supply and demand for properties with similar characteristics. Generally, the FAA mandates that aeronautical properties may only be used for aeronautical related uses; therefore, it is difficult to quantify the impact of the use restrictions of airport properties as compared to non-aviation properties.

The aeronautical properties at Miami Homestead General Aviation, Miami Executive and Miami-Opa Locka Executive Airports are all located within the Airport Operating Areas (AOA) of each airport, with limited potential uses due to this designation. The AOA is that portion of the airfield "inside the fence", and uses within this area, are limited to aeronautical and related activities. Property uses within the AOA are restricted by the airport's development plan to those providing for the operation of the airfield and related aeronautical uses and non-aviation uses would generally be prohibited. Accordingly, the aeronautical properties at Miami Homestead General Aviation, Miami Executive and Miami - Opa Locka Executive Airports have limited highest and best uses of aeronautical and aviation related uses.

Our analysis of the non-aviation properties at Homestead General Aviation, Miami Executive and Miami - Opa Locka Executive Airports included an analysis of the likely land use and zoning for the parcels if available for non-aviation development.

Valuation Process

There are three generally recognized approaches considered in the fee simple valuation of real property. They include the income, sales comparison, and cost approaches. It should be noted that the appropriateness and reliability of each approach depends on the type of property being appraised, the age and condition of the improvements, if any, and the availability and quality of market data available for analysis.

Inherent in ownership of real estate is the "bundle of rights" that each property possesses. This concept compares the rights of property ownership with a bundle of sticks, with each stick representing individual property rights such as the right to use, sell or lease the property or to choose to exercise any or none of these rights. Miami-Dade County's general aviation airports, like most airports in Florida, are owned by the County and may only be used by leasing the property. Our analysis took into consideration the ownership interest at the airports when considering the appropriate valuation methods.

Our research included a review of the method of establishing rental rates and charges for aeronautical properties. Generally, aeronautical properties within Florida do not sell and; therefore, determining rental rates and charges based on capitalization rates and sales prices is not possible. There are two methods typically utilized to estimate rental rates of aeronautical

properties: 1) market comparative analysis based on market research and 2) a comparison of non-airport (off-port) land values and improvement values to airport (on-port) properties.

It is our opinion that rental rates for aeronautical properties should be compared to other aeronautical properties, as opposed to comparing aeronautical properties to non-aviation properties (e.g., warehouses). As stated, the ownership interests between aeronautical and non-aviation properties differ, as aeronautical properties are typically used through a lease and non-aviation properties are typically owned in fee simple. In addition to the ownership differences in non-aviation and aeronautical properties, the permitted use of properties differ greatly, as aeronautical properties are limited to aeronautical use and non-aviation properties can be used for a much wider variety of uses as dictated by land use and zoning.

It is our opinion the on-port/off-port method of estimating rental rates for aeronautical property is a less reliable way of estimating market rents due to inherent differences (e.g., land use, zoning, ownership, etc.) in aeronautical and non-aviation properties, especially when comparable airport rental information is available.

Furthermore, "market rent" is generally defined as the rent a property would command as indicated by the current rents paid and asked for similar property. It is our opinion that the restriction of use of aeronautical property is so finite that they can not be compared to non-aviation property.

It is our opinion that market research produces the best method of estimating market rental rates between similar property types. This method serves as the basis for our estimation of the fair market annual rental for various aeronautical properties at Miami Homestead General Aviation, Miami Executive and Miami-Opa Locka Executive Airports.

Our analysis of the non-aviation parcels at Miami Homestead General Aviation, Miami Executive and Miami-Opa Locka Executive Airports concentrated on recent market activity concerning primarily land sales transactions in the vicinity of each airport. The market rental rates for the various non-aviation parcels were based either on comparable land rentals or the capitalization approach value.

Valuation Approach

The estimates of the market rental rates for the various aeronautical properties at Miami Homestead General Aviation, Miami Executive and Miami - Opa Locka Executive Airports were primarily based on market research of general aviation rates and charges on a regional basis. We have spoken with aviation consultants on a national basis, as well as reviewed local and national surveys of airport rates and charges. We have also surveyed over 50 airports within Florida. For purposes of this analysis, we have concentrated on rental information from a variety of general aviation to small hub commercial airports. Large and medium hub commercial airports were

excluded from the survey. The data collected includes statistical information described above, as well as rates and charges for various types of aeronautical properties.

Our research indicates that, although there is a wide variation in geographic locations and non-aviation property values throughout the state, there are several similarities in rental rates and charges for various components at general aviation airports.

For purposes of this analysis, we focused on rental rates for aeronautical buildings, land and pavement. The wide variety of airports included in our survey necessitated a review of the units of comparison used to compare airports to one another. Airports were compared based on activity levels relating to geographic locations, physical size, number and length of runways, based aircraft, annual operations and fuel flowage. In our research, the focus of airport comparisons was based on geographic location and relationships between based aircraft, operations and fuel flowage.

Rental Rate Changes - FY 2021

The leases for the aeronautical properties at Miami Homestead General Aviation, Miami Executive and Miami - Opa Locka Executive Airports are somewhat unique in that the rental rates are divided among property types (land, pavement and buildings) and adjusted annually based on appraisals. The airport leases provide separate rental rates for the land, pavement and improvements, although the tenants pay a singular monthly rent payment.

Based on our research, airport owners around Florida use a variety of methods to provide for rental rate adjustments including annual fixed or indexed (CPI) increases and periodic reappraisal. By means of comparison of our recommended rental rates to other methods of increase, it was noted that the average annual increase in the Consumer Price Index (CPI) over the past three years was about 2.6% per year.

Our FY 2021 rental rate recommendation was to continue the current rental rates for most of the properties at Miami Homestead General Aviation, Miami Executive and Miami - Opa Locka Executive Airports. The revisions to the FY 2021 rental rates are summarized as follows:

Miami Homestead General Aviation – Continue the FY2020 rates for FY2021

Miami Executive – Continue the FY2020 rates for FY2021

Non-Aeronautical Land - We recommend independent review and site appraisals of proposals to rent non-aviation land concerning terms and location on a case-by-case basis to best reflect market conditions at the time.

Miami - Opa Locka Executive Airport -

Aeronautical Land - Increase the annual aeronautical land rental rate \$0.01 per square foot to \$0.29 per square foot.

Non-Aeronautical Land - We recommend independent review and site appraisals of proposals to rent non-aviation land concerning terms and location on a case-by-case basis to best reflect market conditions at the time.

OPF Clearzone Parcel O-8088 - Continue 3% annual increase per agreement.

Real Estate, Real Property versus Business Value

Our analysis is limited to an estimate of market rent for the real estate. Real estate is comprised of land and associated improvements attached to the land (e.g. pavement, buildings, etc.). Real property is the interests and benefits associated with the ownership of real estate (e.g. rights to use, sell, lease, etc.).

Business value, or going concern value, is the value contribution of the total tangible assets (e.g. equipment, furnishings, inventory, cash, etc.) and intangible assets (e.g. goodwill, trademarks, contract, etc.) of an established and continuing business enterprise.

The distinctions between real estate and business values are important. For the purposes of our analysis, the value of the real estate represents the market rent the property can command (regardless of the business occupying the property), while the value of the business is inherent in its continued operation and going concern.

I.O. No.: 4-133
Ordered: 09/17/2020
Effective: 10/01/2020

MIAMI-DADE COUNTY
IMPLEMENTING ORDER

SCHEDULE OF TRANSIT FARES RATES AND CHARGES

AUTHORITY:

Section 1.01, 2.02, and 5.02 of the Miami-Dade County Home Rule Charter and Amendment.

SUPERSEDES:

This Implementing Order 4-133 supersedes Resolution R-294-16 adopted April 05, 2016 as it relates to those items specified in the attached fee schedule. Any items not expressly superseded herein remain in effect.

POLICY:

This Implementing Order establishes a schedule of fees for transit fares, rates and charges.

FEE SCHEDULE:

The fee schedule adopted by this Implementing Order is attached hereto and made a part hereof. The official fee schedule is also filed with and subject to the approval of the Board of County Commissioners and on file with the Clerk thereof. Fees that are charged by the Department of Transportation and Public Works shall be the same as those listed in the official fee schedule on file with the Clerk of the County Commission.

This Implementing Order is hereby submitted to the Board of County Commissioners of Miami-Dade County, Florida.

Approved by the County Attorney as
to form and legal sufficiency BL

**DEPARTMENT OF TRANSPORTATION AND PUBLIC WORKS (DTPW)
SCHEDULE OF TRANSIT FARES, RATES AND CHARGES**

I. Cash Fares	Base Fare	Discount Fare ¹	Miami-Dade County Golden/Patriot Pass ^{2, 12}
A. Metrobus or Metrorail	\$2.25	\$1.10	Free
B. Metromover	Free	Free	Free
C. Transfer from bus to rail, or rail to bus **	\$0.60	\$0.30	Free
D. Transfer from bus to Metromover	Free	Free	Free
E. Transfer from Metromover to bus	\$2.25	\$1.10	Free
F. Transfer from Metrorail to Metromover	Free	Free	Free
G. Transfer from Metromover to Metrorail	\$2.25	\$1.10	Free
H. Metrobus Inter-County Services	\$2.65	\$1.30	Free
I. Metrobus Shuttle	\$0.25	\$0.10	Free
J. Metrobus Circulator	Free	Free	Free
K. Parking fee-daily maximum*	\$4.50	\$4.50	\$4.50
L. Parking fee-special events and Non-transit patron daily maximum	\$10.00	N/A	Free
M. Juror Parking ³	Free	Free	Free
N. Full Fare Transfer Bus/Rail to Inter-County Services Transfer **	\$0.95	\$0.45	Free

* The Golden Passport and Patriot Passport holders are entitled to purchase a monthly parking permit. The discounted fare patrons must purchase a discount monthly pass in order for them to buy a monthly parking permit.

** Transfers are only available with the EASY Card /EASY Ticket. Free bus to bus transfer when using Easy Card or Easy Ticket.

II. Special Transportation Service Fares Rate Equal to \$3.50	
A. Minimum Per Trip	\$3.50

III. Prepaid Passes ^{4, 11}	
A. Monthly Transit Pass ⁵	\$112.50
B. Discount Transit Passes ⁶	\$56.25
C. Regional Monthly Pass ⁵	\$145.00
D. Discount Regional Monthly Pass ⁶	\$72.50
E. Monthly Group Discount - 10% Corporate Discount ⁷	\$101.25
F. Monthly Group Discount - 15% Corporate Discount ⁷	\$95.65
G. Monthly College/Adult Education Pass ⁸	\$56.25
H. Monthly Parking Permit ⁹	\$11.25
I. Regional Monthly Parking Fee (for non DTPW customers) ⁹	\$20.00

J. Weekly Transit Pass	\$29.25
K. Discount Weekly Transit Pass ⁶	\$14.60
L. Daily Transit Pass	\$5.65
M. Daily Discount ¹⁰	\$2.80

IV. EASY Card/EASY Ticket	
A. EASY Card	\$2.00
B. EASY Ticket	Free

V. Spotter Program ¹²	
A. DTPW Construction and Facility Monitors	25.11 \$26.07
B. DTPW Escort	72.57 \$73.45

VI. Incidental Use Fees ¹³	
A. Filming (per Day)	\$300.00
B. Still Photoshoots (per Day)	\$140.00
C. Student Filming / Photoshoot (per Day)	\$100.00
D. Other Uses of Space at Transit Facilities (per Day) ¹⁴	\$100.00 to \$300.00

VII. DTPW may establish other rates based on costs; promotional discounts may be authorized by the DTPW Director as limited by Section 2-150 (c) of the Miami-Dade County Code; the DTPW Director may authorize use of free transit passes in exchange for community service hours for those non-profit entities and up to the amounts set forth in the annual adopted budget

VIII. All of the above rates, fares, and charges shall automatically be adjusted every three years, without the need for any further action by the Board of County Commissioners, in accordance with the average rate of the Consumer Price Index (CPI) for the preceding three years. Any adjustments in rates, fares, or charges made pursuant to this provision shall be rounded to the nearest five cent increment.

¹ Applicable at all times on Metrobus and on Metrorail when using the Monthly Discount Fare Permit. Those patrons entitled to reduced fares are: a) youths through grade 12 with proper student identification, b) persons with disabilities as defined by DTPW rules and have a DTPW Reduced Fare Permit, and c) seniors 65 and above who do not have a Golden Passport, but have a Medicare card (not Medicaid) or DTPW Reduced Fare Permit or government-issued photo identification and d) employed individuals earning between 150% and 200% of the federal poverty level as defined by the United States Department of Health and Human Services for a period of 2 years from the date of issuance.

² Applicable at all times to permanent Miami-Dade County citizens who qualify for a Golden Passport or Patriot Passport who display a valid Pass. Replacement of a Golden Passport Pass or a Patriot Passport Pass is free for the first replacement, \$10 for the second replacement and \$25 for the third or more replacement. Fees are waived when a police report listing the Pass as stolen is submitted. Misuse of a Golden Passport or Patriot Pass will result in forfeiture of its use for one year.

³ As per Resolution No. R-365-13

⁴ DTPW may issue other prepaid media with price and rules determined from other portions of this rate schedule.

⁵ Promotional discounts may be authorized by the DTPW Director as limited by Section 2-150(c) of the Miami-Dade County Code.

⁶ Available to any Medicare recipient (must show Medicare card at time of purchase), qualified people with disabilities and Miami-Dade youth in grades 1-12 (with a valid permit/ID) and employed individuals earning between 150% and 200% of the federal poverty level as defined by the United States Department of Health and Human Services for a period of 2 years from the date of issuance.

⁷ As restricted by Ordinance 86-45.

⁸ May be sold only in bulk quantities to participating colleges, universities, or vocational/technical education centers within for individual sale to full-time students only, as restricted by Ordinance 88-83.

⁹ Available only when purchased in combination with a monthly pass except for a Patriot Pass, Golden Passport and DTPW employees who may purchase monthly parking permits without purchase of monthly pass.

¹⁰ As per Resolution No. R-294-16, employed individuals who make between 150 percent and 200 percent of the federal poverty level as defined by the United States Department of Health and Human Services will be eligible for a reduced fare.

¹¹ Replacement of all Passes will cost \$5 for the first replacement, \$20 for the second replacement and \$50 for the third or more replacement. Fees are waived when a police report listing the Pass as stolen is submitted.

¹² Spotter Program rates will be adjusted on a yearly basis.

¹³ Incidental Use Fees for Transit Facilities -- include Incidental Fees for Film and Photoshoots of Metrorail/Metromover Stations, Transit facilities, Buses and Trains in service; Additional fees for filming and photoshoots to include Personnel (actual overtime rates); Train/Bus rental (when the client wants to rent a Bus or Train to park at a station) (per hour rate will apply with a four hour minimum and travel time.); Other transit property filming and photoshoot fee schedule: All filming on all transit property requires a minimum of one transit security guard at productions expense (actual rates apply).

¹⁴ The amount will be determined by the DTPW Director depending on the use of the space and the location.

I.O. No.: 4-138
Ordered: 9/17/2020
Effective: 10/01/2020

MIAMI-DADE COUNTY
IMPLEMENTING ORDER

FEE SCHEDULE FOR THE MIAMI-DADE PARKS, RECREATION AND OPEN SPACES
DEPARTMENT SPECIAL ASSESSMENT DISTRICTS DIVISION

AUTHORITY:

The Miami-Dade County Home Rule Charter, including, among others, Sections 1.01 and 2.02A, Chapter 18 of the Code of Miami-Dade County, and Chapter 190 of the Florida Statutes.

POLICY:

This Implementing Order provides a schedule of fees for services provided or operated by the Parks, Recreation and Open Spaces Department Special Assessment Districts Division.

PROCEDURE:

The administration of this Implementing Order is designated to the Director, Miami-Dade Parks, Recreation and Open Spaces Department, who will be responsible for the collection of fees and the delivery of the required services of the Special Assessment Districts Division. The Director shall periodically review all fees in terms of cost and recommend changes to the Mayor through this Implementing Order procedure.

FEE SCHEDULE:

The fee schedule adopted by this Implementing Order is attached hereto and made a part hereof. This official fee schedule is also filed with and subject to the approval of the Board of County Commissioners and on file with the Clerk of the Board of County Commissioners. Fees charged by the Parks, Recreation and Open Spaces Department shall be the same as those listed in the official fee schedule on file with the Clerk of the Board of County Commissioners.

This Implementing Order is hereby submitted to the Board of County Commissioners of Miami-Dade County, Florida.

Approved by the County Attorney as
to form and legal sufficiency MJM

SPECIAL ASSESSMENT DISTRICTS OPERATIONS (CORE SERVICES)	Adopted Range	
	Minimum	Maximum
COMMUNITY DEVELOPMENT DISTRICTS (CDD)		
Creation Filing Fee	*	*
Amendment Filing Fee	**	**
Advertising	\$15,000.00	\$15,000.00
SPECIAL TAXING DISTRICTS		
District Creation Petition Filing Fee		
Lighting	\$6,000.00	\$10,000.00
Multipurpose	\$4,000.00	\$10,000.00
Combo	\$9,000.00	\$20,000.00
Guard	5% of Total Project Cost	
Capital Improvement	5% of Total Project Cost	
District Amendment Filing Fee	\$6,000.00	\$10,000.00
18-3 Preliminary Petition Submission Review/Letter of Intent	\$250.00	\$500.00
Each Resubmission of District Creation Petition Packet	\$500.00	\$3,000.00
Postage/Printing Fee per parcel	\$2.50	\$5.00
Recording Fee - Established by Clerk of the Court ⁽¹⁾	\$10 first page; \$8.50 each additional page	\$10 first page; \$8.50 each additional page
Public Notice Fee - Established by Clerk of the Court ⁽¹⁾	\$1,000.00	\$1,500.00
Election Costs - Established by Elections Department	Actual Cost	
18-3 Deposit for Election Costs – if cost is less, difference is returned to petitioner; if district is created, deposit is returned to petitioner and cost is charged to district.	\$3,000.00	\$5,000.00
District Verification Research & Letters		
Provided within 2 - 7 working days	\$15.00	
Expedited - Provided within 24 hrs. if request received before 2 PM	\$30.00	
Security Guard Gate Transponders	\$5.00	\$100.00

NOTES:

* The filing fee for creation of a CDD is fixed at \$15,000 pursuant to section 190.005, Florida Statutes.

** The filing fee for amending the boundaries of a CDD is fixed at \$1,500 pursuant to section 190.046, Florida Statutes.

(1) Cost is determined by Clerk of the Courts and is subject to change

I.O. No.: 7-33
 Ordered: 9/17/2020
 Effective: 10/1/2020

MIAMI-DADE COUNTY
 IMPLEMENTING ORDER

RATES FOR SPECIAL OFF-DUTY FIRE RESCUE SERVICES

AUTHORITY:

Sections 1.01 and 2.02A of the Miami-Dade County Home Rule Amendment and Charter and Section 2-56 of the Code of Miami-Dade County.

SUPERCEDES:

This Implementing Order supersedes previous Implementing Order 7-33 ordered December 4, 2018 and effective December 14, 2018.

POLICY:

Section 2-56.1 through 2-56.10 of the Miami-Dade County Code allows for the assignment of off-duty County personnel to provide fire services. It is the policy of Miami-Dade County that the rates to be charged for such services shall be adequate to compensate off-duty County employees for their services, and also to enable the County to recover the fringe benefit and administrative costs associated with these assignments.

PROCEDURES:

Fire Protection and Rescue Watch

The following hourly rates will be paid to employees:

Classification	Employee Rate of Pay
Fire Fighter	\$53/hour
Fire Lieutenant	\$55/hour
Fire Captain	\$57/hour
Chief Fire Officer	\$59/hour

These rates shall be adjusted once every two fiscal years to keep pace with the Consumer Price Index – All (CPIU) for Miami/Fort Lauderdale rate of inflation. Adjustment shall be the sum of the actual two previous fiscal years' CPI-U Miami-Fort Lauderdale rates rounded to the nearest Dollar amount.

Should the permittee agree to a higher rate, the off-duty employee who works the off-duty assignment will receive the higher rate.

All extra duty services assignments at Hard Rock Stadium and Homestead Motor Speedway with an attendance of 40,000 or more patrons shall be paid at \$3.00 per hour above the normal rate of pay.

The permittee contracting for off-duty services pays the employee rate plus the prevailing rates for social security (FICA and MICA), special risk retirement, and an administrative surcharge of ten percent (10%) in order to defray the costs of processing and recording off-duty services. The surcharge may be waived at the discretion of the County.

Total Charge to Permittee:

The total charge to the permittee consists of the sum of the three charges set forth above (employee rate of pay, social security and retirement benefits, and surcharge). The total charge shall be assessed for each quarter hour of services provided.

Minimum Charge:

The minimum charges for off-duty services shall be the amount applicable for three (3) hours of service.

Time of Service:

Hourly charges for off-duty services will be calculated from the starting time and location agreed upon by the permittee and the department issuing the permit, through the time of completion of the required services, exclusive of travel time required for the employee to report for their assignment, and exclusive of travel time from the location associated with the completion of services to subsequent personal or other official destination of the employee.

Utilization of Vehicles:

The following rates will be paid by the permittee to cover equipment costs:

Equipment Type	Rate
Rescue Cart	\$35/hour
Rescue Vehicle	\$50/hour
Engine	\$100/hour
Quick Response Vehicle/Mini Pumper	\$65/hour
Fire Boat	\$350/hour
Personal Watercraft	\$35/hour

For types of equipment or vehicles not listed above, the charge for use of such vehicles in connection with off-duty assignments shall be at the rate of \$40.00 (forty dollars) per hour or \$0.53 (fifty-three cents) per mile, whichever is greater. In the event that special equipment, such as boats, aircraft or fire apparatus is involved, the department may base the charge for use on known operating costs or upon prevailing private sector rates for usage of such equipment.

These rates shall be charged for each quarter hour the equipment is used. Homestead Miami Speedway, the Miami-Dade County Fair and Exposition Center, and Hard Rock Stadium will be charged three (3) hours per piece of equipment used at NASCAR races, the Annual Fair, and Dolphin games, in exchange for free equipment storage on the premises.

Collection of Fees and Payment to Employees:

The department shall be responsible for providing permittees with information as to the current applicable fringe benefit rates and other charges, and for collecting all monies due from the permittee in accordance with departmental procedures. Accounts thirty (30) days in arrears may be subject to finance charges up to the maximum legal rate. In no instance shall the employee(s) performing the service be required to receive or required to assist in the collection of any monies due to the department from the permittee. Personnel performing off-duty services shall be fully compensated in the pay period during which the off-duty services were provided, or in the immediately following paycheck, or in the case of large events, as soon as payment can be processed. Permittee may be required to leave a deposit of up to 100% of the projected cost of the service.

This Implementing Order is hereby submitted to the Board of County Commissioners of Miami-Dade County, Florida.

Approved by the County Attorney as
to form and legal sufficiency JS

**OPERATING BUDGET
APPROPRIATION SCHEDULES**

**COUNTYWIDE EMERGENCY CONTINGENCY RESERVE FUND
(Fund GF 010, Subfund 020)**

<u>Revenues:</u>	<u>2020-21</u>
Carryover	\$55,418,000
Interest	<u>75,000</u>
Total	<u>\$55,493,000</u>

<u>Expenditures:</u>	
Countywide Emergency Contingency Reserve*	<u>\$55,493,000</u>

*Note: \$989,000 of this reserve has been designated for the purchase of hurricane shelter supplies, and other emergency preparedness in the event a disaster is declared.

**MIAMI-DADE FIRE RESCUE
Fire Rescue District
(Fund SF 011, Subfund 111)**

<u>Revenues:</u>	<u>2020-21</u>
Property Taxes (Tax Roll: \$181,615,345,145)	\$417,655,000
Transfer from Countywide General Fund (Fund GF 010, Subfund 010, Police Rental Space)	200,000
Carryover	20,657,000
Ground Transport Fees	23,250,000
Plans Review and Permit Fees	7,500,000
Inspection Fees	7,000,000
Managed Care Program	3,200,000
Other Fire Prevention Fees	2,770,000
Special Services Revenue	2,000,000
Reimbursement from Miami-Dade Aviation Department	1,578,000
Reimbursement from Miami-Dade Seaport Department	6,149,000
Reimbursement from CPE Certified Expenditure	6,000,000
Interest	100,000
Rental Office Space	547,000
Miscellaneous Fees	<u>235,000</u>
Total	<u>\$498,841,000</u>

<u>Expenditures:</u>	
Fire Protection and Emergency Medical Rescue Operations	\$443,407,000
Administrative Reimbursement	13,628,000
Intergovernmental Transfer (IGT) Expenditures	1,200,000
Transfer to Debt Service (Fund 214, Project 214108; Fund 292, Projects, 292914-5, 298502)	2,810,000
Transfer to Fire Capital Outlay Reserves (Fund SF 011, Subfund 123)	3,300,000
Transfer to Anti-Venom Program (Fund SF 011, Subfund 118)	594,000
Vehicle Lease Payments (principle and interest)	7,573,000
Operating Reserves	22,829,000
Reserve for Tax Equalization	<u>1,500,000</u>
Total	<u>\$496,841,000</u>

**Air Rescue
(Fund SF 011, Subfund 112)**

<u>Revenues:</u>	<u>2020-21</u>
Transfer from Countywide General Fund (Fund GF 010, Subfund 010)	<u>\$13,127,000</u>

<u>Expenditures:</u>	
Operating Expenditures	<u>\$13,127,000</u>

**Hazardous Materials Trust Fund
(Fund SF 011, Subfund 116)**

<u>Revenues:</u>	<u>2020-21</u>
Carryover	\$156,000
Interest Earnings	<u>2,000</u>
Total	<u>\$158,000</u>

<u>Expenditures:</u>	
Trust Fund Activities and Reserves	<u>\$158,000</u>

**Anti-Venom Program
(Fund SF 011, Subfund 118)**

<u>Revenues:</u>	<u>2020-21</u>
Transfer from Fire Rescue District (Fund SF 011, Subfund 111)	\$594,000
Miscellaneous Fees	<u>300,000</u>
Total	<u>\$894,000</u>

<u>Expenditures:</u>	
Anti-Venom Program Expenditures	<u>\$894,000</u>

**Lifeguarding, Ocean Rescue Services and Communications
(Fund SF 011, Subfund 118)**

<u>Revenues:</u>	<u>2020-21</u>
Transfer from Countywide General Fund (Fund GF 010, Subfund 010)	<u>\$19,100,000</u>

<u>Expenditures:</u>	
Communications Expenditures	\$13,640,000
Lifeguarding and Ocean Rescue Expenditures	<u>5,460,000</u>
Total	<u>\$19,100,000</u>

**MIAMI-DADE FIRE RESCUE
Fire Contingency Reserve Fund
(Fund SF 011, Subfund 120)**

<u>Revenues:</u>	<u>2020-21</u>
Carryover	\$11,690,000
Interest Earnings	<u>150,000</u>
Total	<u>\$11,840,000</u>

<u>Expenditures:</u>	
Reserves	<u>\$11,840,000</u>

**MIAMI-DADE AVIATION FIRE RESCUE
(Fund SF 011, Subfund 121)**

<u>Revenues:</u>	<u>2020-21</u>
Transfer from Miami International Airport	<u>\$30,062,000</u>

<u>Expenditures:</u>	
Miami-Dade Aviation Fire Rescue Services	<u>\$30,062,000</u>

**MIAMI-DADE FIRE RESCUE
Emergency Management
(Fund SF 011, Subfund 122)**

<u>Revenues:</u>	<u>2020-21</u>
Transfer from Countywide General Fund (Fund GF 010, Subfund 010)	\$3,637,000
Miscellaneous Revenues	60,000
Emergency Plan Review Fees	<u>144,000</u>
Total	<u>\$3,841,000</u>

<u>Expenditures:</u>	
Operating Expenditures	<u>\$3,841,000</u>

**MIAMI-DADE ECONOMIC ADVOCACY TRUST
Economic Development Program
(Fund GF 030, Subfund 020)**

<u>Revenues:</u>	<u>2020-21</u>
Transfer from Countywide General Fund (Fund GF 010, Subfund 010)	\$1,185,000
Transfer from Fund SO 100, Subfund 106, Project 106129	175,000
Transfer from Fund SC 700, Subfund 700, Project 700003	<u>207,000</u>
Total	<u>\$1,567,000</u>

<u>Expenditures:</u>	
Office of the Executive Director and Administration	\$1,362,000
Economic Development Activities	<u>205,000</u>
Total	<u>\$1,567,000</u>

**MIAMI-DADE POLICE DEPARTMENT (MDPD)
Municipal Police Services Account
(Fund GF 030, Subfund 021)**

<u>Revenues:</u>	<u>2020-21</u>
City of Doral Optional Service Payment	<u>\$311,000</u>

<u>Expenditures:</u>	
MDPD Optional Service Expenditures for the City of Doral	<u>\$311,000</u>

ANIMAL SERVICES DEPARTMENT
Animal Care and Control
(Fund GF 030, Subfund 022, Project 022111)

<u>Revenues:</u>	<u>2020-21</u>
Transfer from Countywide General Fund (Fund GF 010, Subfund 010)	\$17,236,000
Animal License Fees from Licensing Stations	6,800,000
Animal License Fees from Shelter	2,050,000
Code Violation Fines	1,960,000
Animal Shelter Fees	1,409,000
Miscellaneous Revenues	90,000
Surcharge Revenues	160,000
 Total	 <u>\$29,705,000</u>

<u>Expenditures:</u>	
Operating Expenditures	<u>\$29,705,000</u>

MIAMI-DADE POLICE DEPARTMENT (MDPD)
911 Emergency Fee
(Fund GF 030, Subfund 025)

<u>Revenues:</u>	<u>2020-21</u>
Carryover	\$5,854,000
911 Landline Emergency Fee	2,700,000
911 Wireless Fee	7,807,000
911 Prepaid	2,364,000
Interest	<u>83,000</u>
 Total	 <u>\$18,808,000</u>

<u>Expenditures:</u>	
Miami-Dade Police Department Expenditures	\$12,690,000
Disbursements to Municipalities	4,790,000
Reserve for Future Capital Equipment Acquisition	<u>1,328,000</u>
 Total	 <u>\$18,808,000</u>

MIAMI-DADE POLICE DEPARTMENT (MDPD)
Municipal Police Services Account
(Fund GF 030, Subfund 026)

<u>Revenues:</u>	<u>2020-21</u>
Town of Miami Lakes Local Police Patrol Services Contractual Payment	<u>\$8,672,000</u>

<u>Expenditures:</u>	
MDPD Local Police Patrol Expenditures for Town of Miami Lakes	<u>\$8,672,000</u>

MIAMI-DADE POLICE DEPARTMENT (MDPD)
Municipal Police Services Account
(Fund GF 030, Subfund 027)

<u>Revenues:</u>	<u>2020-21</u>
Village of Palmetto Bay Local Police Patrol Services Contractual Payment	\$8,560,000
Village of Palmetto Bay Optional Service Payment	<u>128,000</u>
Total	<u>\$8,688,000</u>
<u>Expenditures:</u>	
MDPD Local Police Patrol Expenditures for Village of Palmetto Bay	\$8,560,000
MDPD Optional Service Expenditures for Village of Palmetto Bay	<u>128,000</u>
Total	<u>\$8,688,000</u>

BOARD OF COUNTY COMMISSIONERS
(Fund GF 030, Subfund 052, Project 052BCC, Various Project Details)

<u>Revenues:</u>	<u>2020-21</u>
Carryover	<u>\$8,024,000</u>
<u>Expenditures:</u>	
Board of County Commissioners Reserves	<u>\$8,024,000</u>

FINANCE
(Fund GF 030, Subfund 031)

<u>Revenues:</u>	<u>2020-21</u>
Carryover	\$4,451,000
Bond Administration Fees and Charges	1,235,000
Tax Collector Ad Valorem Fees	14,116,000
Tax Collector Auto Tag Fees	14,021,000
Tourist Tax Collection Fees	4,850,000
Transfer from IT Funding Model (Fund GF 030, Subfund 052)	2,813,000
Other Revenues	1,401,000
Local Business Tax Receipt Fees	4,414,000
Transfer from Fund GF 050, Subfund 053 (Fund GF 050, Project 053007)	<u>412,000</u>
Total	<u>\$47,713,000</u>
<u>Expenditures:</u>	
Director's Office	\$1,411,000
Bond Administration Expenditures	2,663,000
Tax Collector Expenditures	23,406,000
Director and Controller Expenditures	13,653,000
Business Solutions Support	2,063,000
Compliance and Administration	500,000
Transfer to General Government Improvement Fund - (GGIF) (Fund CO 310, Subfund 313)	<u>4,017,000</u>
Total	<u>\$47,713,000</u>

TRANSPORTATION AND PUBLIC WORKS
Passenger Transportation Regulation Operations
(Fund GF 030, Subfund 032, Project 032400)

<u>Revenues:</u>	<u>2020-21</u>
Carryover	\$8,614,000
Fees and Charges	3,418,000
Interest Earnings	144,000
Code Fines and Lien Collections	510,000
Interagency Transfers	<u>100,000</u>
 Total	 <u>\$12,786,000</u>

<u>Expenditures:</u>	
Operating Expenditures	\$4,593,000
Administrative Reimbursement	141,000
Operating Reserve	<u>8,052,000</u>
 Total	 <u>\$12,786,000</u>

REGULATORY AND ECONOMIC RESOURCES
Business Affairs Operations
(Fund GF 030, Subfund 032, Various Projects)

<u>Revenues:</u>	<u>2020-21</u>
Transfer from Countywide General Fund (Fund GF 010, Subfund 010)	\$823,000
Carryover	3,206,000
Code Fines and Lien Collections	420,000
Fees and Charges	2,973,000
Local Business Tax Receipt	471,000
Other Revenues	60,000
Miscellaneous Revenues	75,000
Interagency Transfers	<u>202,000</u>
 Total	 <u>\$8,230,000</u>

<u>Expenditures:</u>	
Operating Expenditures	\$5,581,000
Administrative Reimbursement	136,000
Operating Reserve	<u>2,513,000</u>
 Total	 <u>\$8,230,000</u>

CLERK OF COURTS
Non-Court Related Clerk Fees
(Fund GF 030, Subfund 036)

<u>Revenues:</u>	<u>2020-21</u>
Transfer from Countywide General Fund (Fund GF 010, Subfund 010)	\$6,217,000
Value Adjustment Board	475,000
Marriage License Fees	1,343,000
County Recorder	9,902,000
Clerk of the Board (Transfer from Lobbyist Trust Fund)	300,000
Miscellaneous Revenues	240,000
Intradepartmental Transfers	<u>7,079,000</u>
 Total	 <u>\$25,556,000</u>

<u>Expenditures:</u>	
Non-Court Operations	<u>\$25,556,000</u>

TRANSPORTATION AND PUBLIC WORKS
Public Works Construction Operations
(Fund GF 030, Subfund 037, Project 037026)

<u>Revenues:</u>	<u>2020-21</u>
Construction/Plat Fees	<u>\$3,490,000</u>
<u>Expenditures:</u>	
Construction Expenditures	\$3,358,000
Reserve	<u>132,000</u>
Total	<u>\$3,490,000</u>

REGULATORY AND ECONOMIC RESOURCES
Environmental Resources Management Operations
(Fund GF 030, Subfund 039)

<u>Revenues:</u>	<u>2020-21</u>
Carryover	\$44,517,000
Transfer from General Fund (Fund GF 010, Subfund 010)	1,678,000
Transfer from UMSA General Fund (Fund GF 010, Subfund 010)	140,000
Transfer from Environmentally Endangered Lands (Fund GF 080, Subfunds 081, and 082)	927,000
Operating Permit Fees	7,645,000
Other Revenues	1,858,000
Plan Review Fees	10,260,000
Utility Service Fees	34,333,000
Interagency Transfer	1,127,000
Transfer from Miami-Dade Aviation Department	<u>470,000</u>
Total	<u>\$102,955,000</u>

<u>Expenditures:</u>	
Operating Expenditures	\$65,876,000
Transfer to Parks, Recreation and Open Spaces - Wellfield Remediation Projects	2,450,000
Administrative Reimbursement	2,026,000
Operating Reserve	<u>32,603,000</u>
Total	<u>\$102,955,000</u>

OFFICE OF MANAGEMENT AND BUDGET
Mom and Pop Small Business Grants Program
(Fund GF 030, Subfund 041)

<u>Revenues:</u>	<u>2020-21</u>
Carryover	\$545,000
Transfer from Countywide General Fund (Fund GF 010, Subfund 010)	<u>1,044,000</u>
Total	<u>\$1,589,000</u>

<u>Expenditures:</u>	
Board of County Commissioners Mom and Pop Expenditures (13 Commission Districts)	<u>\$1,589,000</u>

**ADMINISTRATIVE OFFICE OF THE COURTS (AOC)
(Fund GF 030, Subfund 042)**

<u>Revenues:</u>	<u>2020-21</u>
Carryover	\$807,000
Transfer from Countywide General Fund (Fund GF 010, Subfund 010)	18,963,000
Interest	16,000
Criminal Court Costs (25% of \$65 surcharge)	175,000
Criminal Court Costs (\$85 surcharge)	1,000,000
Criminal and Civil Court Costs (\$15 surcharge)	<u>3,800,000</u>
Total	<u>\$24,761,000</u>
<u>Expenditures:</u>	
Debt Service	\$308,000
Operating Expenditures	\$23,601,000
Operating Reserves	<u>852,000</u>
Total	<u>\$24,761,000</u>

**COMMUNICATIONS
(Fund GF 030, Subfund 043)**

<u>Revenues:</u>	<u>2020-21</u>
Transfer from Countywide General Fund (Fund GF 010, Subfund 010)	\$9,179,000
Transfer from Unincorporated Municipal Services Area General Fund (Fund GF 010, Subfund 010)	2,898,000
Communication Funding Model	8,172,000
Miscellaneous Charges	<u>175,000</u>
Total	<u>\$20,424,000</u>
<u>Expenditures:</u>	
Operating Expenditures	<u>\$20,424,000</u>

**MIAMI-DADE POLICE DEPARTMENT (MDPD)
External Police Services Account
(Fund GF 030, Subfund 045)**

<u>Revenue:</u>	<u>2020-21</u>
Carryover	\$4,506,000
Revenues from Off Duty Police Service	19,961,000
Revenues from Miami-Dade Aviation Department	40,732,000
Revenues from Miami-Dade Port of Miami	13,528,000
Revenues from MDPD eCrash Program	188,000
Fines and Forfeitures	435,000
Contractual Payments for MDPD Computer Aided Dispatch System	<u>30,000</u>
Total	<u>\$79,380,000</u>
<u>Expenditures:</u>	
Diversion Program	\$153,000
Diversion Program Reserves	2,415,000
Miami-Dade Aviation Department Police Services	40,732,000
Port of Miami Police Services	13,528,000
MDPD Computer Aided Dispatch System	30,000
MDPD eCrash Program	702,000
MDPD eCrash Program Reserves	281,000
Off-Duty Police Services Expenses	19,961,000
Off-Duty Police Services Reserve	<u>1,578,000</u>
Total	<u>\$79,380,000</u>

**MIAMI-DADE POLICE DEPARTMENT (MDPD)
Municipal Police Services Account
(Fund GF 030, Subfund 046)**

<u>Revenues:</u>	<u>2020-21</u>
Town of Cutler Bay Local Police Patrol Services Contractual Payment	\$10,121,000
Town of Cutler Bay Optional Service Payment	<u>288,000</u>
Total	<u>\$10,409,000</u>

<u>Expenditures:</u>	
MDPD Local Police Patrol Expenditures for the Town of Cutler Bay	\$10,121,000
MDPD Optional Service Expenditures for the Town of Cutler Bay	<u>288,000</u>
Total	<u>\$10,409,000</u>

**MIAMI-DADE POLICE DEPARTMENT (MDPD)
Municipal Police Services Account
(Fund GF 030, Subfund 047)**

<u>Revenues:</u>	<u>2020-21</u>
City of South Miami Optional Service Payment	<u>\$78,000</u>

<u>Expenditures:</u>	
MDPD Optional Service Expenditures for the City of South Miami (School Crossing Guards)	<u>\$78,000</u>

**HUMAN RESOURCES
Human Rights and Fair Employment Administration
(Fund GF 030, Subfund 049)**

<u>Revenues:</u>	<u>2020-21</u>
Transfer from Countywide General Fund (Fund GF 010, Subfund 010)	\$870,000
Transfer from Unincorporated Municipal Services Area General Fund (Fund GF 010, Subfund 010)	275,000
Federal Grants and Contracts	<u>78,000</u>
Total	<u>\$1,223,000</u>

<u>Expenditures:</u>	
Operating Expenditures	<u>\$1,223,000</u>

**AUDIT AND MANAGEMENT SERVICES
Internal Operations
(Fund GF 030, Subfund 052, Project 052015)**

<u>Revenues:</u>	<u>2020-21</u>
Charges for Audits or Special Studies	<u>\$2,200,000</u>

<u>Expenditures:</u>	
Special Audit Services	<u>\$2,200,000</u>

IT FUNDING MODEL
(Fund GF 030, Subfund 052, Project 052FDM)

<u>Revenues:</u>	<u>2020-21</u>
Carryover	\$478,000
IT Funding Model Revenues	\$31,971,000
Transfer from Countywide General Fund (Fund GF 010, Subfund 010)	36,444,000
Transfer from Unincorporated Municipal Services Area General Fund (Fund GF 010, Subfund 010)	<u>11,509,000</u>
 Total	 <u>\$80,402,000</u>

<u>Expenditures:</u>	
Transfer to Information Technology Department (Fund GF 060, Various Subfunds)	\$67,819,000
Transfer to Office of the Property Appraiser (Fund GF 030, Subfund 056)	3,893,000
Transfer to Office of Management and Budget (Fund GF 030, Subfund 057)	1,467,000
Reimbursement to Finance Department (Fund GF 030, Subfund 031)	2,813,000
Transfer to ITLC Capital Projects - (Fund CO 310, Subfund 313 project 313200)	505,000
Reimbursement to Office of Management and Budget (GF 010, Subfund 010)	388,000
ERP Debt Service Payment (Fund D5 213, Subfund 2F3, Project 213931)	<u>3,517,000</u>
 Total	 <u>\$80,402,000</u>

OFFICE OF MANAGEMENT AND BUDGET
Bond Program Administration
(Fund GF 030, Subfund 054)

<u>Revenues:</u>	<u>2020-21</u>
Transfer from Countywide General Fund (Fund GF 010, Subfund 010)	\$183,000
Transfer from Countywide Infrastructure Investment Program	650,000
Transfer from UMSA General Fund	<u>58,000</u>
 Total	 <u>\$891,000</u>

<u>Expenditures:</u>	
Operating Expenditures	<u>\$891,000</u>

OFFICE OF MANAGEMENT AND BUDGET
Grants Coordination
(Fund GF 030, Subfund 054)

<u>Revenues:</u>	<u>2020-21</u>
Transfer from Countywide General Fund (Fund GF 010, Subfund 010)	\$2,191,000
Marketing Revenue	<u>450,000</u>
 Total	 <u>\$2,641,000</u>

<u>Expenditures:</u>	
Operating Expenditures	<u>\$2,641,000</u>

MEDICAL EXAMINER
(Fund GF 030, Subfund 055)

<u>Revenues:</u>	<u>2020-21</u>
Transfer from Countywide General Fund (Fund GF 010, Subfund 010)	\$13,798,000
Service Fees	<u>945,000</u>
Total	<u>\$14,743,000</u>

<u>Expenditures:</u>	
Operating Expenditures	<u>\$14,743,000</u>

PROPERTY APPRAISER
(Fund GF 030, Subfund 056)

<u>Revenues:</u>	<u>2020-21</u>
Carryover	\$4,000,000
Transfer from Countywide General Fund (Fund GF 010, Subfund 010)	43,960,000
Reimbursements from Taxing Jurisdictions	2,780,000
Transfer from IT Funding Model (Fund GF 030, Subfund 052)	3,893,000
Miscellaneous Revenues	<u>24,000</u>
Total	<u>\$54,657,000</u>

<u>Expenditures:</u>	
Operating Expenditures	\$50,657,000
Computer Aided Mass Appraisal System (CAMA) - Replacement Project	<u>4,000,000</u>
Total	<u>\$54,657,000</u>

OFFICE OF MANAGEMENT AND BUDGET
Strategic Business Management
(Fund GF 030, Subfund 057)

<u>Revenues:</u>	<u>2020-21</u>
Transfer from IT Funding Model (Fund GF 030, Subfund 052, Project 052FDM)	\$1,467,000
Enterprise Resource Planning Implementation Project Bond Proceeds	<u>2,355,000</u>
Total	<u>\$3,822,000</u>

<u>Expenditures:</u>	
Operating Expenditures	<u>\$3,822,000</u>

REGULATORY AND ECONOMIC RESOURCES
Land Development, Building and Zoning Compliance Operations
(Fund GF 030, Subfund 065, Various Projects)

<u>Revenues:</u>	<u>2020-21</u>
Transfer from Countywide General Fund (Fund GF 010, Subfund 010)	\$1,226,000
Transfer from Unincorporated Municipal Services Area General Fund (Fund GF 010, Subfund 010)	189,000
Building Administrative Fees	742,000
Carryover	91,399,000
Code Compliance Fees	4,532,000
Code Fines/Lien Collections	8,651,000
Construction/Plat Fees	4,591,000
Contractor's Licensing and Enforcement Fees	1,586,000
Foreclosure Registry	507,000
Miscellaneous Revenues	939,000
Other Revenue	5,284,000
Permitting Trade Fees	33,587,000
Product Control Certification Fees	2,217,000
Planning Revenue	1,131,000
Zoning Revenue	<u>7,936,000</u>
 Total	 <u>\$164,517,000</u>

<u>Expenditures:</u>	
Operating Expenditures	\$78,688,000
Administrative Reimbursement	2,253,000
Operating Reserve	<u>83,576,000</u>
 Total	 <u>\$164,517,000</u>

INTERNAL SERVICES
Vehicle Financed Leases
(Fund GF 030, Subfund 102, Various Projects)

<u>Revenues:</u>	<u>2020-21</u>
Future Financing Proceeds	<u>\$57,059,000</u>
 <u>Expenditures:</u>	
Departmental Vehicle Purchases (Various)	<u>\$57,059,000</u>

PARKS, RECREATION AND OPEN SPACES
Operations and Zoo Miami
(Fund GF 040, Various Subfunds)

<u>Revenues:</u>	<u>2020-21</u>
Transfer from Countywide General Fund (Fund GF 010, Subfund 010)	\$50,421,000
Transfer from Unincorporated Municipal Services Area General Fund (Fund GF 010, Subfund 010)	46,765,000
Fees and Charges	53,567,000
Transfer from Convention Development Tax (Fund ST 160, Subfund 162)	11,600,000
Transfer from Tourist Development Tax (Fund ST 150, Subfund 151)	2,700,000
Transfer of Secondary Gas Tax for Right-of-Way Maintenance (Fund CO 330, Various Subfunds)	4,016,000
CIIP Program Revenues	1,792,000
Other Revenues	142,000
Interdepartmental/Interagency Transfers	5,668,000
Intradepartmental Transfers	<u>1,487,000</u>
 Total	 <u>\$178,158,000</u>

<u>Expenditures:</u>	
Total Operating Expenditures	\$173,232,000
Distribution of Funds in Trust	300,000
Debt Service Payments	2,639,000
Transfers to Trust Accounts	500,000
Intradepartmental Transfers	<u>1,487,000</u>
 Total	 <u>\$178,158,000</u>

INTERNAL SERVICES
Internal Service Operations
(Fund GF 050, Various Subfunds)

<u>Revenues:</u>	<u>2020-21</u>
Transfer from Countywide General Fund (Fund GF 010, Subfund 010)	\$45,590,000
Transfer from Unincorporated Municipal Services Area General Fund (Fund GF 010, Subfund 010)	14,437,000
Carryover	6,454,000
Internal Service Fees and Charges	208,489,000
Interest Income	60,000
Interagency Transfer	5,769,000
Miscellaneous Revenues	350,000
Other Revenues - Business Participation Model (BPM)	7,397,000
External Fees and Charges	947,000
Fees and Charges	3,627,000
Municipal Fines	400,000
User Access Fees	13,080,000
Interfund Transfers	715,000
Intradepartmental Transfers	<u>9,611,000</u>
 Total	 <u>\$316,926,000</u>

<u>Expenditures:</u>	
Operating Expenditures	\$238,186,000
Administrative Reimbursement	400,000
Reimbursement of County Attorney's Office for Legal Services	3,800,000
Distribution of Municipal ADA Fines	400,000
Distribution of Funds in Trust to the Beacon Tradeport	255,000
Transfer to General Government Improvement Fund (GGIF) (Fund CO 310, Subfund 313)	12,668,000
Transfer to Debt Service (Various Projects)	39,413,000
Transfer to General Fund for Countywide Procurement Activities and Other Reserves (Fund GF 010, Subfund 010)	2,517,000
Transfer to CIIP - Fleet Capital	3,054,000
Reserves	3,022,000
Intradepartmental Transfers	<u>9,611,000</u>
 Total	 <u>\$313,326,000</u>

**HUMAN RESOURCES
Benefits Administration
(Fund GF 050, Subfund 051)**

<u>Revenues:</u>	<u>2020-21</u>
Transfer from Self Insurance Trust Fund (Fund IS 541)	\$3,495,000
Other Revenues	<u>172,000</u>
Total	<u>\$3,667,000</u>

<u>Expenditures:</u>	
Operating Expenditures	<u>\$3,667,000</u>

**FINANCE
Internal Service Fund
(Fund GF 050, Subfund 053, Various Projects)**

<u>Revenues:</u>	<u>2020-21</u>
Carryover	\$867,000
Cash Management Fees and Other Revenues	3,102,000
Credit and Collections Charges	7,287,000
Code Fines/ Lien Collections	<u>2,094,000</u>
Total	<u>\$13,350,000</u>

<u>Expenditures:</u>	
Cash Management Operating Expenditures	\$2,082,000
Credit and Collections Expenditures	6,683,000
Code Enforcement Expenditures	2,094,000
Transfer to Finance (Fund CO 310, Subfund 313, Project 313115)	417,000
Transfer to Finance (Fund GF 030, Subfund 031)	412,000
Transfer to General Government Improvement Fund - (GGIF) (Fund CO 310, Subfund 313)	<u>1,662,000</u>
Total	<u>\$13,350,000</u>

**CLERK OF COURTS
Records Management
(Fund GF 050, Subfund 057)**

<u>Revenues:</u>	<u>2020-21</u>
Carryover	\$850,000
Fees and Charges	<u>1,600,000</u>
Total	<u>\$2,450,000</u>

<u>Expenditures:</u>	
Operating Expenditures	<u>\$2,450,000</u>

**INFORMATION TECHNOLOGY
(Fund GF 060, Various Subfunds)**

<u>Revenues:</u>	<u>2020-21</u>
Carryover	\$7,894,000
Transfer from Countywide General Fund (Fund GF 010, Subfund 010)	1,712,000
Transfer from State of Florida Recording Fee	3,300,000
Transfer from IT Funding Model (GF 030, Subfund 052)	67,818,000
Charges to Departments for Telephone Services	14,522,000
Transfer from Fund SO 100, Subfund 104, Project 104141	500,000
Proprietary Fees	659,000
Intradepartmental Transfers	19,628,000
Charges to Departments for Services	<u>128,786,000</u>
 Total	 <u>\$244,819,000</u>

<u>Expenditures:</u>	
Operating Expenditures	\$200,526,000
Charges for Telephone Services	14,522,000
Charges to Debt Service (Project 213955)	335,000
Intradepartmental Transfers	19,628,000
Transfer to IT Capital Fund (Fund CO 310, Subfund 313 Project 313210)	9,105,000
Transfer to General Government Improvement Fund - (GGIF) for Debt Service (Fund CO 310, Subfund 313)	<u>703,000</u>
 Total	 <u>\$244,819,000</u>

**REGULATORY AND ECONOMIC RESOURCES
Environmentally Endangered Lands Program (EEL)
(Fund GF 080, Subfunds 081 and 082)**

<u>Revenues:</u>	<u>2020-21</u>
Carryover	\$13,773,000
Carryover of Restricted Reserves for Land Management	10,000,000
Florida Department of Environmental Protection	100,000
Interest Earnings	<u>350,000</u>
 Total	 <u>\$24,223,000</u>

<u>Expenditures:</u>	
Transfer to Environmental Resources Management (Fund GF 030, Subfund 039)	\$927,000
Land Acquisition	500,000
Land Management	3,000,000
Reserves	<u>19,796,000</u>
 Total	 <u>\$24,223,000</u>

**MIAMI-DADE LIBRARY
Operations
(Fund SL 090, Various Subfunds)**

<u>Revenues:</u>	<u>2020-21</u>
Ad Valorem Revenue (Tax Roll: \$291,615,522,001)	\$78,678,000
Carryover	14,611,000
State Aid to Public Libraries	1,200,000
Miscellaneous Revenue	<u>1,017,000</u>
 Total	 <u>\$95,506,000</u>

<u>Expenditures:</u>	
Library Operations	\$88,853,000
Administrative Reimbursement	2,572,000
Debt Service Payment (Project 213953)	1,581,000
Transfer to Capital Project (Fund CO 310, Subfund 311)	<u>2,500,000</u>
 Total	 <u>\$95,506,000</u>

LAW LIBRARY A
(Fund SO 100, Subfund 102, Project 102001)

<u>Revenues:</u>	<u>2020-21</u>
Carryover	\$362,000
Criminal Court Costs (25% of \$65 surcharge)	175,000
Service Charges	70,000
Business License Tax Revenue	<u>85,000</u>
Total	<u>\$692,000</u>

<u>Expenditures:</u>	
Operating Expenditures	\$493,000
Operating Reserves	<u>199,000</u>
Total	<u>\$692,000</u>

LEGAL AID SOCIETY
(Fund SO 100, Subfund 103)

<u>Revenues:</u>	<u>2020-21</u>
Carryover	\$120,000
Transfer from Countywide General Fund (Fund GF 010, Subfund 010)	3,200,000
Criminal Court Costs (25% of \$65 surcharge)	175,000
Domestic Violence Grants	629,000
Florida Bar Foundation Contributions	285,000
Miscellaneous Revenue	303,000
Victims of Crime Grants	<u>197,000</u>
Total	<u>\$4,909,000</u>

<u>Expenditures:</u>	
Operating Expenditures	<u>\$4,909,000</u>

INFORMATION TECHNOLOGY
800 Megahertz Radio System Maintenance
(Fund SO 100, Subfund 104, Project 104141)

<u>Revenues:</u>	<u>2020-21</u>
Traffic Fines	<u>\$500,000</u>

<u>Expenditures:</u>	
Transfer to Fund GF 060, Subfund 004	<u>\$500,000</u>

JUDICIAL ADMINISTRATION
Driving While License Suspended Traffic School (AOC)
(Fund SO 100, Subfund 106, Project 106003)

<u>Revenues:</u>	<u>2020-21</u>
Carryover	\$980,000
Program Income	300,000
Interest	<u>20,000</u>
Total	<u>\$1,300,000</u>

<u>Expenditures:</u>	
Operating Expenditures	\$720,000
Operating Reserves	<u>580,000</u>
Total	<u>\$1,300,000</u>

Court Standby Program (SAO)
(Fund SO 100, Subfund 106, Project 106005)

<u>Revenues:</u>	<u>2020-21</u>
Carryover	\$134,000
Transfer from the Miami-Dade Police Department	125,000
Contribution from Municipal Police Departments	<u>319,000</u>
Total	<u>\$578,000</u>

<u>Expenditures:</u>	
Operating Expenditures	<u>\$578,000</u>

Self Help Unit (AOC)
(Fund SO 100, Subfund 106, Project 106006)

<u>Revenues:</u>	<u>2020-21</u>
Carryover	\$307,000
Interest	5,000
Program Income	<u>1,237,000</u>
Total	<u>\$1,549,000</u>

<u>Expenditures:</u>	
Operating Expenditures	<u>\$1,594,000</u>

Miami-Dade County Adult Drug Court (AOC)
(Fund SO 100, Subfund 106, Project 106007)

<u>Revenues:</u>	<u>2020-21</u>
Carryover	\$145,000
Program Income	2,000
Interest	<u>2,000</u>
Total	<u>\$149,000</u>

<u>Expenditures:</u>	
Operating Reserves	<u>\$149,000</u>

Process Servers (AOC)
(Fund SO 100, Subfund 106, Project 106009)

<u>Revenues:</u>	<u>2020-21</u>
Carryover	\$217,000
Process Server Fees	86,000
Interest	<u>5,000</u>
Total	<u>\$308,000</u>

<u>Expenditures:</u>	
Operating Expenditures	\$111,000
Operating Reserves	<u>197,000</u>
Total	<u>\$308,000</u>

**MIAMI-DADE ECONOMIC ADVOCACY TRUST
Teen Court Program
(Fund SO 100, Subfund 106, Project 106129)**

<u>Revenues:</u>	<u>2020-21</u>
Traffic Court Fees	\$1,057,000
Interest Earnings	680,000
Carryover	<u>15,000</u>
Total	<u>\$1,752,000</u>
<u>Expenditures:</u>	
Teen Court Juvenile Diversion and Intervention Program	\$850,000
Transfer to Fund GF 030, Subfund 020	175,000
Operating Reserves	<u>727,000</u>
Total	<u>\$1,752,000</u>

**INTERNAL SERVICES
Caleb Center Special Revenue Fund
(Fund SO 100, Subfund 107, Project 107032)**

<u>Revenues:</u>	<u>2020-21</u>
Carryover	<u>\$90,000</u>
<u>Expenditures:</u>	
Facility Improvements (Current and Future)	<u>\$90,000</u>

**OFFICE OF INSPECTOR GENERAL
(Fund SO 100, Subfund 108, Project 108000)**

<u>Revenues:</u>	<u>2020-21</u>
Fees for Audits of County Contracts	\$4,066,000
Carryover	1,469,000
Miami-Dade Civil and Probate Courthouse	132,000
Miami International Airport Oversight	480,000
Miami-Dade Water and Sewer Department Oversight	50,000
Miami-Dade Solid Waste Management Oversight	25,000
Miami-Dade Department of Transportation and Public Works Oversight	150,000
Miami-Dade County School Board Oversight	<u>140,000</u>
Total	<u>\$6,512,000</u>
<u>Expenditures:</u>	
Operating Expenditures	<u>\$6,512,000</u>

**COMMISSION ON ETHICS AND PUBLIC TRUST
(Fund SO 100, Subfund 108, Project 108001)**

<u>Revenues:</u>	<u>2020-21</u>
Transfer from Lobbyist Trust Fund	\$70,000
Fees and Charges	<u>97,000</u>
Total	<u>\$167,000</u>
<u>Expenditures:</u>	
Operating Expenditures	<u>\$167,000</u>

**MIAMI-DADE FIRE RESCUE
Emergency Management
(Fund SO 100, Subfund 111)**

<u>Revenues:</u>	<u>2020-21</u>
Radiological Emergency Preparedness Agreement with Florida Power and Light	<u>\$358,000</u>
 <u>Expenditures:</u>	
Operating Expenditures	<u>\$358,000</u>

**CORRECTIONS AND REHABILITATION
Special Revenue Operations
(Fund SO 110, Subfund 111)**

<u>Revenues:</u>	<u>2020-21</u>
Carryover	\$190,000
Social Security Administration Income	241,000
Subsistence and Uniform Fees	1,362,000
Jail Commissary Commission	1,337,000
Law Enforcement Education Fund (Second Dollar Fines)	116,000
Pretrial Volunteer Receipts	30,000
Boot Camp Industries Fees	23,000
Monitored Release Fees	251,000
Food Catering Service Receipts	<u>61,000</u>
 Total	 <u>\$3,611,000</u>
 <u>Expenditures:</u>	
Law Enforcement Education	\$287,000
Transfer to Inmate Welfare Trust Fund (Fund TF 600, Subfund 601)	659,000
Transfer to General Fund (Fund GF 010, Subfund 010)	1,628,000
Other Operating Expenses	11,000
Boot Camp	1,000,000
Debt Service	7,000
Reserves	<u>19,000</u>
 Total	 <u>\$3,611,000</u>

**MIAMI-DADE POLICE DEPARTMENT (MDPD)
Special Revenue Operations
(Fund SO 110, Subfund 112)**

<u>Revenues:</u>	<u>2020-21</u>
Carryover	\$472,000
Transfer from Unincorporated Municipal Service Area General Fund (Fund GF 010, Subfund 010)	5,839,000
First Dollar Fines	156,000
Second Dollar Fines	177,000
Law Enforcement Training Traffic Violation Fines	603,000
School Crossing Guard Parking Ticket Surcharge (Transfer from Fund SO 110, Subfund 115)	<u>2,000,000</u>
 Total	 <u>\$9,247,000</u>
 <u>Expenditures:</u>	
Education and Training	\$1,408,000
School Crossing Guard Program	<u>7,839,000</u>
 Total	 <u>\$9,247,000</u>

JUVENILE SERVICES
(Fund SO 110, Subfund 112, Project 112200)

<u>Revenues:</u>	<u>2020-21</u>
Criminal Court Costs (25% of \$65 surcharge)	<u>\$175,000</u>

<u>Expenditures:</u>	
Juvenile Assessment Center Expenditures	<u>\$175,000</u>

SCHOOL CROSSING GUARD TRUST FUND
(Fund SO 110, Subfund 115)

<u>Revenues:</u>	<u>2020-21</u>
Parking Ticket Surcharge for School Crossing Guard Programs	<u>\$3,248,000</u>

<u>Expenditures:</u>	
Transfer to Miami-Dade Police Department (Fund SO 110, Subfund 112)	\$2,000,000
Disbursements to Municipalities	<u>1,248,000</u>
Total	<u>\$3,248,000</u>

REGULATORY AND ECONOMIC RESOURCES
(Fund SO 110, Subfund 116)

<u>Revenues:</u>	<u>2020-21</u>
Carryover	\$1,069,000
Air Quality Tag Fees	<u>1,920,000</u>
Total	<u>\$2,989,000</u>

<u>Expenditures:</u>	
Operating Expenditures	\$1,832,000
Reserves	<u>1,157,000</u>
Total	<u>\$2,989,000</u>

ECONOMIC DEVELOPMENT
(Fund SO 120, Subfund 122)

<u>Revenues:</u>	<u>2020-21</u>
Local Business License Tax Receipts	<u>\$3,850,000</u>

<u>Expenditures:</u>	
Transfer to Beacon Council	<u>\$3,850,000</u>

CULTURAL AFFAIRS
(Fund SO 125, Subfund 127 and 130)

<u>Revenues:</u>	<u>2020-21</u>
Carryover	\$2,270,000
Transfer from Countywide General Fund (Fund GF 010, Subfund 010)	12,559,000
Transfer from Tourist Development Tax and Surtax (TDT) (Fund ST 150, Subfund 151 and 152)	103,000
Transfer from Tourist Development Tax (TDT) (Fund ST 150, Subfund 151)	6,296,000
Convention Development Tax Proceeds (Fund ST 160, Subfund 162)	11,492,000
Donations	20,000
Other Revenues	4,777,000
Miscellaneous Revenues	80,000
Fees and Charges	<u>425,000</u>
 Total	 <u>\$38,022,000</u>

<u>Expenditures:</u>	
Administrative Expenditures	\$5,072,000
Grants to/Programs for Artists and Non-Profit Cultural Organizations	19,795,000
South Miami-Dade Cultural Arts Center Operations	6,830,000
Distribution of Funds in Trust	2,000
Miami-Dade County Auditorium, Joseph Caleb Auditorium and African Heritage Cultural Arts Center Operations	<u>6,323,000</u>
 Total	 <u>\$38,022,000</u>

CULTURAL AFFAIRS
Art in Public Places (APP) Program
(Fund SO 125, Subfund 128, Projects 128101 and 128103)

<u>Revenues:</u>	<u>2020-21</u>
Carryover	\$7,553,000
Miscellaneous Revenues	7,000,000
Interdepartmental Revenues from Proprietary Capital Projects	<u>1,163,000</u>
 Total	 <u>\$15,716,000</u>

<u>Expenditures:</u>	
Operational Expenditures	<u>\$15,716,000</u>

REGULATORY AND ECONOMIC RESOURCES
STORMWATER UTILITY FUND
(Fund SU 140, Subfund 141)

<u>Revenues:</u>	<u>2020-21</u>
Carryover	\$22,054,000
Interagency Transfer from Federal Emergency Management Agency	7,900,000
Stormwater Utility Fees	<u>42,105,000</u>
 Total	 <u>\$72,059,000</u>

<u>Expenditures:</u>	
Stormwater Utility Drainage Capital Improvement Program (Fund CO 310, Subfund 316)	\$7,791,000
Stormwater Utility Canals Capital Improvement Program (Fund CO 310, Subfund 316)	2,170,000
Debt Service Revenue Fund (Fund 211, Fund Type D5, Subfund 2U1, Project 211101)	4,497,000
Environmental Resources Management Operations (Fund SU 140, Subfund 142)	9,338,000
Public Works and Waste Management Operations (Fund SU 140, Subfund 143)	21,220,000
Cash Reserve for Future Projects	<u>27,043,000</u>
 Total	 <u>\$72,059,000</u>

REGULATORY AND ECONOMIC RESOURCES
Stormwater Utility Program
(Fund SU 140, Subfund 142)

<u>Revenues:</u>	<u>2020-21</u>
Transfer from Stormwater Utility Fund (Fund SU 140, Subfund 141)	<u>\$9,338,000</u>
<u>Expenditures:</u>	
Environmental Resources Management Operations	\$9,034,000
Administrative Reimbursement	<u>304,000</u>
Total	<u>\$9,338,000</u>

TRANSPORTATION AND PUBLIC WORKS
Stormwater Utility Program
(Fund SU 140, Subfund 143)

<u>Revenues:</u>	<u>2020-21</u>
Transfer from Stormwater Utility Fund (Fund SU 140, Subfund 141)	<u>\$21,220,000</u>
<u>Expenditures:</u>	
DTPW Stormwater Operations	\$20,593,000
Administrative Reimbursement	<u>627,000</u>
Total	<u>\$21,220,000</u>

TOURIST DEVELOPMENT TAX
(Fund ST 150, Subfund 151)

<u>Revenues:</u>	<u>2020-21</u>
Tourist Development Tax	\$31,205,000
Transfer from PSFFT/TDT Reserve (Fund D5 205, Subfund 2S8, Project 205804)	<u>3,200,000</u>
Total	<u>\$34,405,000</u>
<u>Expenditures:</u>	
Advertising and Promotion (Greater Miami Convention and Visitors Bureau)	\$16,931,000
Transfer to Debt Service (Project 205800)	6,052,000
Transfer to Cultural Affairs Council (CAC) (Fund SO 125, Subfund 127)	5,927,000
Transfer to Cultural Affairs Council (CAC) (Fund SO 720, Subfund 721)	125,000
Tourist Development Council (TDC) Grants	1,225,000
Transfer to Tourist Development Council (TDC) for Administrative Support (Fund SO 125, Subfund 127)	370,000
Transfer to Tourist Development Council (TDC) for Administrative Support (Finance)	20,000
Transfer to General Fund for Administrative Reimbursement	555,000
Transfer to Parks, Recreation and Open Spaces for Underline Maintenance (Fund GF 040, Subfund 001)	500,000
Transfer to Parks, Recreation and Open Spaces for Beach Maintenance (Fund GF 040, Subfund 001)	<u>2,700,000</u>
Total	<u>\$34,405,000</u>

TOURIST DEVELOPMENT SURTAX
(Fund ST 150, Subfund 152)

<u>Revenues:</u>	<u>2020-21</u>
Tourist Development Surtax	<u>\$8,438,000</u>
<u>Expenditures:</u>	
Advertising and Promotion (Greater Miami Convention and Visitors Bureau)	\$8,082,000
Tourist Development Council Grants	100,000
Transfer to Tourist Development Council (TDC) for Administrative Support (Fund SO 125, Subfund 127)	102,000
Transfer to General Fund for Administrative Reimbursement	<u>154,000</u>
Total	<u>\$8,438,000</u>

**PROFESSIONAL SPORTS FRANCHISE FACILITY TAX
(Fund ST 150, Subfund 154)**

<u>Revenues:</u>	<u>2020-21</u>
Professional Sports Franchise Facility Tax	<u>\$15,602,000</u>

<u>Expenditures:</u>	
Transfer to Debt Service Fund (Project 205800)	<u>\$15,602,000</u>

**HOMELESS TRUST
Operations, Capital, and Reserves
(Fund ST 150, Subfund 150 and 155)**

<u>Revenues:</u>	<u>2020-21</u>
Carryover	\$5,342,000
Food and Beverage Tax (1%) Proceeds	24,938,000
Interest Income	130,000
Miscellaneous Revenues	<u>225,000</u>
Total	<u>\$30,635,000</u>

<u>Expenditures:</u>	
Homeless Trust Operations	\$28,391,000
Administrative Reimbursement	66,000
Capital Reserve	<u>2,178,000</u>
Total	<u>\$30,635,000</u>

**HOMELESS TRUST
Domestic Violence Oversight Board Trust Fund
(Fund ST 150, Subfund 156)**

<u>Revenues:</u>	<u>2020-21</u>
Carryover	\$12,729,000
Food and Beverage Tax (1%) Proceeds	4,401,000
Interest Income	<u>312,000</u>
Total	<u>\$17,442,000</u>

<u>Expenditures:</u>	
Domestic Violence Shelter Operations	\$3,236,000
2nd Domestic Violence Shelter Construction Reserve	<u>2,832,000</u>
	<u>11,374,000</u>
Total	<u>\$17,442,000</u>

**CONVENTION DEVELOPMENT TAX
(Fund ST 160, Subfunds 162 and 164)**

<u>Revenues:</u>	<u>2020-21</u>
Convention Development Tax (CDT) Proceeds	\$90,916,000
Convention Development Tax (CDT) SWAP Proceeds	1,433,000
Transfer from Shortfall Reserve (Fund ST 160 Subfund 163)	26,951,000
Performing Arts Center Repayment	<u>750,000</u>
 Total	 <u>\$120,050,000</u>

<u>Expenditures:</u>	
Transfer to Debt Service Fund (Project 206300)	\$49,274,000
Payment to the City of Miami Beach	4,500,000
Miami Beach Revenue Sharing Interlocal Agreement	1,203,000
Transfer to Cultural Affairs for Grants (Fund SO 125, Subfund 127)	1,000,000
Performing Arts Center Trust Subsidy	7,650,000
Transfer to Cultural Affairs South Miami-Dade Cultural Arts Center (Fund SO 125, Subfund 127)	4,164,000
American Airlines Arena-related Costs	8,400,000
Payment to the City of Miami	5,000,000
Vizcaya Museum and Gardens	2,500,000
Cultural Programs (Museum Operating Grants)	8,404,000
Performing Arts Center Trust Operating Subsidy	6,577,000
New World Symphony	2,550,000
Transfer to Cultural Affairs for Community-based Cultural Facilities (Fund SO 125, Subfund 127 and 130)	1,884,000
Transfer to Capital Reserve Fund (Cap X) (Fund CO 310, Subfund 321)	750,000
Transfer to Cultural Affairs for Cultural Facilities (SO 125, Subfund 127)	4,594,000
Transfer to Parks, Recreation and Open Spaces for Zoo Miami (Fund GF 040, Subfund 008)	<u>11,600,000</u>
 Total	 <u>\$120,050,000</u>

**CONVENTION DEVELOPMENT TAX
(Fund ST 160, Subfunds 163)**

<u>Revenues:</u>	<u>2020-21</u>
Shortfall Reserve	<u>\$28,384,000</u>

<u>Expenditures:</u>	
Transfer to Convention and Development Tax (Fund ST 160, Subfund 162)	<u>\$28,384,000</u>

**PEOPLE'S TRANSPORTATION PLAN FUND
(Fund SP 402, Subfunds 402 and 403)**

<u>Revenues:</u>	<u>2020-21</u>
Carryover	\$4,793,000
Interest	100,000
Sales Tax Revenue	<u>283,691,000</u>
 Total	 <u>\$288,584,000</u>

<u>Expenditures:</u>	
Transfer to Miami-Dade Transit Operations (Fund ET 411, Subfund 411)	\$35,152,000
Transfer to Fund 416/417 for Miami-Dade Transit Debt Service (Fund ET 416 and 417)	92,973,000
Transfer to Fund 209 for 2008 Surtax Bond Debt Service (Project 209403)	1,000
Transfer to Fund 209 for 2009 Surtax Bond Debt Service (Project 209404)	2,660,000
Transfer to Fund 209 for 2010 Surtax Bond Debt Service (Project 209405)	2,834,000
Transfer to Fund 209 for 2012 Surtax Bond Debt Service (Project 209406)	7,449,000
Transfer to Fund 209 for 2015 Surtax Bond Debt Service (Project 209407)	5,188,000
Transfer to Fund 209 for 2017 Surtax Bond Debt Service (Project 209408)	1,244,000
Transfer to Fund 209 for 2018 Surtax Bond Debt Service (Project 209409)	513,000
Transfer to Fund 209 for 2019 Surtax Bond Debt Service (Project 209410)	4,680,000
Bus Lease Financing	5,325,000
Transfer to Public Works (Fund 325)	2,183,000
Transfer to the Citizen's Independent Transportation Trust (Fund ET 420, Subfund 420)	2,857,000
Transfer to Eligible Municipalities	56,738,000
Transfer to New Municipalities	8,511,000
Transfer to Capital Expansion (Fund SP 402, Subfund 404)	10,122,000
End of Year Fund Balance	<u>50,154,000</u>
 Total	 <u>\$288,584,000</u>

**TRANSPORTATION AND PUBLIC WORKS
Transit Operations Fund
(Fund ET 411, Subfund 411)**

<u>Revenues:</u>	<u>2020-21</u>
Carryover	\$7,226,000
Transfer from Fund 402 for Transit Operations	\$35,152,000
Transfer from Countywide General Fund (Fund GF 010, Subfund 010) for Maintenance of Effort	214,928,000
Transit Fares and Fees	78,457,000
State Grants - Transportation Disadvantaged Program	6,952,000
Other Revenues	<u>17,787,000</u>
 Total	 <u>\$360,502,000</u>

<u>Expenditures:</u>	
Operating Expenditures	\$353,300,000
Reserve for SMART Plan Operations, Maintenance and Upgrades	2,146,000
South Florida Regional Transportation Authority Operating and Capital Subsidy	4,235,000
Transfer to Fund 416/417 for Transit Debt Service (Non-PTP Debt Service)	<u>821,000</u>
 Total	 <u>\$360,502,000</u>

**Transit Non-Capital Grants
(Fund ET 413, Subfund 413)**

<u>Revenues:</u>	<u>2020-21</u>
State Grants - JPA Urban Corridor Program	\$6,242,000
State Operating Assistance Grant	22,308,000
Federal Grant - Bridge Inspection Program	<u>1,000,000</u>
 Total	 <u>\$29,550,000</u>

<u>Expenditures:</u>	
Transit Grant Program Expenditures	<u>\$29,550,000</u>

TRANSPORTATION AND PUBLIC WORKS
Transit Debt Service
(Funds 416 and 417)

<u>Revenues:</u>	<u>2020-21</u>
Federal Subsidy Receipts (Series 2010B Bonds)	\$2,725,000
Federal Subsidy Receipts (Series 2010D Bonds)	599,000
Transfer from PTP Revenue Fund SP 402 For PTP Debt Service	92,973,000
Transfer from Transit Operating Fund ET 411 for Non-PTP Debt Service	<u>821,000</u>
Total	<u>\$97,118,000</u>

<u>Expenditures:</u>	
Series 2009 Transit System Sales Surtax Payments	\$5,314,000
Series 2010 Transit System Sales Surtax Payments	11,082,000
Series 2012 Transit System Sales Surtax Payments	25,777,000
Series 2015 Transit System Sales Surtax Payments	15,100,000
Series 2017 Transit System Sales Surtax Payments	5,517,000
Series 2018 Transit System Sales Surtax Payments	8,752,000
Series 2019 Transit System Sales Surtax Payments	5,913,000
Bus Lease 2019	18,239,000
Series 2010 D Rezoning Bonds	<u>1,424,000</u>
Total	<u>\$97,118,000</u>

OFFICE OF THE CITIZENS' INDEPENDENT TRANSPORTATION TRUST
(Fund ET 420, Subfund 420)

<u>Revenues:</u>	<u>2020-21</u>
Transfer from People's Transportation Plan Fund (Fund SP 402)	<u>\$2,857,000</u>

<u>Expenditures:</u>	
Operating Expenditures	<u>\$2,857,000</u>

SEAPORT
(Fund ES 420, Subfund 001)

<u>Revenues:</u>	<u>2020-21</u>
Carryover	\$115,000,000
Fees and Charges	206,347,000
State Comprehensive Enhanced Transportation System (SCETS) Revenues	<u>17,000,000</u>
Total	<u>\$338,347,000</u>

<u>Expenditures:</u>	
Operating Expenditures	\$116,401,000
Administrative Reimbursement	2,700,000
Transfer to Seaport Bond Service Account (Fund ES 423)	44,118,000
Transfer to Seaport General Fund (Fund ES 424)	41,918,000
Ending Cash Balance (Reserves)	<u>133,210,000</u>
Total	<u>\$338,347,000</u>

**SEAPORT GENERAL FUND
(Fund ES 424, Subfund 241)**

<u>Revenues:</u>	<u>2020-21</u>
Transfer from Port of Miami Revenue Fund (Fund ES 420)	<u>\$41,918,000</u>
<u>Expenditures:</u>	
Principal and Interest Payments	\$41,718,000
Non-operating Expenditures	<u>200,000</u>
Total	<u>\$41,918,000</u>

**PARKS, RECREATION AND OPEN SPACES
Venetian Causeway Operating Fund
(Fund EN 438, Subfund 001)**

<u>Revenues:</u>	<u>2020-21</u>
Carryover	\$11,243,000
Causeway Toll Revenue	5,760,000
Interest Earnings	<u>250,000</u>
Total	<u>\$17,253,000</u>
<u>Expenditures:</u>	
Operation and Maintenance	\$2,624,000
Transfer to Capital Fund (Fund EN 438, Subfund 002)	4,903,000
Transfer to Debt Service (Fund EN 438, Subfund 007)	693,000
Reserve	<u>9,033,000</u>
Total	<u>\$17,253,000</u>

**PARKS, RECREATION AND OPEN SPACES
Venetian Causeway Debt Service Fund
(Fund EN 438, Subfund 007)**

<u>Revenues:</u>	<u>2020-21</u>
Transfer from Operating Fund (Fund EN 438 Subfund 001)	<u>\$693,000</u>
<u>Expenditures:</u>	
Debt Service Payment for FY 2007-08 Sunshine Loan Restructured in Series 2011A Loan	\$140,000
Debt Service Payment for Capital Asset Series 2010 Bonds	285,000
Debt Service Payment for Capital Asset Series 2016 Bonds	<u>268,000</u>
Total	<u>\$693,000</u>

**PARKS, RECREATION AND OPEN SPACES
Rickenbacker Causeway Operating Fund
(Fund ER 430, Various Subfunds)**

<u>Revenues:</u>	<u>2020-21</u>
Carryover	\$9,121,000
Rickenbacker Tolls, Transponders and Other Revenues	10,026,000
Interest Earnings	450,000
Miscellaneous Revenues	<u>108,000</u>
 Total	 <u>\$19,705,000</u>
 <u>Expenditures:</u>	
Causeway Toll Operations and Maintenance	\$5,812,000
Transfer to Causeway Capital Fund (Fund ER 431)	2,946,000
Transfer to Causeway Capital Fund for Renewal and Replacement (Fund ER 431)	1,125,000
Transfer to Causeway Debt Service Fund (Fund ER 432 and ER 433)	2,640,000
Transfer to Village of Key Biscayne	365,000
Operating and Maintenance Reserve (Bond Restriction)	942,000
Operating Reserve	<u>5,875,000</u>
 Total	 <u>\$19,705,000</u>

**PARKS, RECREATION AND OPEN SPACES
Rickenbacker Causeway Debt Service Fund
(Fund ER 432 and ER 433, Various Subfunds)**

<u>Revenues:</u>	<u>2020-21</u>
Transfer from Causeway Operating Fund (Fund ER 430)	<u>\$2,640,000</u>
 <u>Expenditures:</u>	
Debt Service Payment for FY 2007-08 Sunshine Loan	\$270,000
Debt Service Payment for Capital Asset Series 2010 Bonds	310,000
Debt Service Payment for Rickenbacker Capital Asset Series 2014 Bonds	<u>2,060,000</u>
 Total	 <u>\$2,640,000</u>

**DEPARTMENT OF SOLID WASTE MANAGEMENT
Waste Collection Operations
(Fund EW 470, Subfunds 470, 471, and 473)**

<u>Revenues:</u>	<u>2020-21</u>
Carryover	\$6,918,000
Collection Fees and Charges	165,341,000
Sale of Recyclable Materials	1,460,000
Interest	<u>300,000</u>
 Total	 <u>\$174,019,000</u>
 <u>Expenditures:</u>	
Garbage and Trash Collection Operations	\$155,572,000
Waste Service Area Non-Ad Valorem Distribution Cost	1,685,000
Transfer to Note Payable (Debt Service Fund 470)	6,831,000
Transfer to Capital Projects (Fund EW 470, Subfund C10)	1,470,000
Intradepartmental Transfer to Disposal	1,542,000
Reserves	<u>6,919,000</u>
 Total	 <u>\$174,019,000</u>

DEPARTMENT OF SOLID WASTE MANAGEMENT
Waste Disposal Operations
(Fund EW 490, Subfunds 491, 493, and 499)

<u>Revenues:</u>	<u>2020-21</u>
Carryover	\$205,063,000
Disposal Fees	114,830,000
Transfer Fees	7,646,000
Resources Recovery Energy Sales	8,208,000
Interest	1,900,000
Utility Service Fee	17,600,000
Intradepartmental Transfer from Collections	<u>1,542,000</u>
 Total	 <u>\$356,789,000</u>

<u>Expenditures:</u>	
Disposal Operations	\$152,946,000
Transfer to Subfund DS0, Bond Debt Service	4,133,000
Transfer to Fleet Financing Note Payable (Debt Service Fund 490)	5,023,000
Transfer to Capital Projects (Fund EW 470, Subfunds C10 and RR0)	9,462,000
Reserve	<u>185,225,000</u>
 Total	 <u>\$356,789,000</u>

DEPARTMENT OF SOLID WASTE MANAGEMENT
Rate Stabilization Reserve
(Fund EW 490, Subfund GR0)

<u>Revenues:</u>	<u>2020-21</u>
Restricted Carryover	\$21,035,000
Proceed Earnings	160,000
 Total	 <u>\$21,195,000</u>

<u>Expenditures:</u>	
Rate Stabilization Reserve	<u>\$21,195,000</u>

JACKSON HEALTH SYSTEMS
County Public Hospital Sales Tax
(Fund SD 510, Subfund 510)

<u>Revenues:</u>	<u>2020-21</u>
Sales Surtax	<u>\$283,691,000</u>

<u>Expenditures:</u>	
Transfer to Jackson Health Systems	<u>\$283,691,000</u>

STATE REVENUE SHARING
(Fund 51-510, Subfund 512)

<u>Revenues:</u>	<u>2020-21</u>
Entitlement as a County	\$61,565,000
Entitlement as a Municipality	48,210,000
 Total	 <u>\$109,775,000</u>

<u>Expenditures:</u>	
Transfer to Countywide General Fund (Fund GF 010, Subfund 010)	\$61,565,000
Transfer to UMSA General Fund (Fund GF 010, Subfund 010)	48,210,000
 Total	 <u>\$109,775,000</u>

**LOCAL GOVERNMENT HALF-CENT SALES TAX
(Fund 51-510, Subfund 513)**

<u>Revenues:</u>	<u>2020-21</u>
Countywide Sales Tax Receipts	\$69,813,000
Unincorporated Municipal Service Area (UMSA) Sales Tax Receipts	<u>104,720,000</u>
Total	<u>\$174,533,000</u>

<u>Expenditures:</u>	
Transfer to Countywide General Fund (Fund GF 010, Subfund 010)	\$69,813,000
Transfer to UMSA General Fund (Fund GF 010, Subfund 010)	<u>104,720,000</u>
Total	<u>\$174,533,000</u>

**MIAMI-DADE COUNTY SELF INSURANCE FUND (HEALTH)
(Fund IS 541, Subfund 001 thru 005)**

<u>Revenues:</u>	<u>2020-21</u>
Employer Contribution	\$476,017,000
Dependent Premiums	<u>116,187,000</u>
Total	<u>\$592,204,000</u>

<u>Expenditures:</u>	
Medical	\$561,084,000
Dental/Vision	19,335,000
Life	<u>11,785,000</u>
Total	<u>\$592,204,000</u>

**ANIMAL SERVICES DEPARTMENT
Trust Fund
(Fund TF 600, Subfund 022, Project 022111)**

<u>Revenues:</u>	<u>2020-21</u>
Donations, Grants, and Other Revenue	<u>\$94,000</u>

<u>Expenditures:</u>	
Operating Expenditures	<u>\$94,000</u>

**CORRECTIONS AND REHABILITATION
Inmate Welfare Trust Fund
(Fund TF 600, Subfund 601)**

<u>Revenues:</u>	<u>2020-21</u>
Miscellaneous Revenues	\$12,000
Transfer from Special Revenue Operations (Fund SO 110, Subfund 111)	<u>659,000</u>
Total	<u>\$671,000</u>

<u>Expenditures:</u>	
Operating Expenditures	<u>\$671,000</u>

REGULATORY AND ECONOMIC RESOURCES
Biscayne Bay Restoration and Shoreline Stabilization
(Fund TF 600, Subfund 601, Various Projects)

<u>Revenues:</u>	<u>2020-21</u>
Biscayne Bay Environmental Trust Fund	\$1,000,000
Intrafund Transfer from Biscayne Bay Trust Fund	14,000,000
Florida Inland Navigation District	<u>100,000</u>
Total	<u>\$15,100,000</u>

<u>Expenditures:</u>	
Intrafund Transfer Expenditure	\$14,000,000
Construction Expenditures	<u>1,100,000</u>
Total	<u>\$15,100,000</u>

MIAMI-DADE POLICE DEPARTMENT (MDPD)
Miscellaneous Trust Fund
(Fund TF 600, Subfund 601, Various Project Details)

<u>Revenues:</u>	<u>2020-21</u>
Carryover	\$2,765,000
Interest Income	34,000
Fines and Forfeitures	395,000
Miscellaneous	<u>310,000</u>
Total	<u>\$3,504,000</u>

<u>Expenditures:</u>	
Operating Expenditures	\$746,000
Reserve for Future Expenditures	<u>2,758,000</u>
Total	<u>\$3,504,000</u>

MIAMI-DADE POLICE DEPARTMENT (MDPD)
Law Enforcement Trust Fund
(Fund TF 600, Subfunds 602, 603, 604)

<u>Revenues:</u>	<u>2020-21</u>
Carryover	\$5,843,000
Interest Income	140,000
Fines and Forfeitures	<u>3,400,000</u>
Total	<u>\$9,383,000</u>

<u>Expenditures:</u>	
Miami-Dade Police Department -- Investigative and Special Enforcement	\$6,887,000
Reserve for Future Expenditures	<u>2,496,000</u>
Total	<u>\$9,383,000</u>

**COUNTY TRANSPORTATION TRUST FUND
(Fund 51-510, Subfund 511)**

<u>Revenues:</u>	<u>2020-21</u>
Local Option Six-Cent Gas Tax	\$43,103,000
Capital Improvement Local Option Three-Cent Gas Tax	19,907,000
State Gas Tax	8,786,000
Constitutional Gas Tax (20%)	4,051,000
Constitutional Gas Tax (80%)	16,134,000
"Ninth-Cent" Gas Tax	<u>11,022,000</u>
Total	<u>\$103,003,000</u>

<u>Expenditures:</u>	
Transfer to Countywide General Fund (Fund GF 010, Subfund 010) for Transportation Expenditures	\$66,962,000
Transfer to Capital Improvements Local Option Gas Tax Fund CO 337, Various Subfund	19,907,000
Transfer to Secondary Road Program Fund CO 330 and 331, Various Subfunds	<u>16,134,000</u>
Total	<u>\$103,003,000</u>

**COMMUNITY ACTION AND HUMAN SERVICES
(Fund SD 611)**

<u>Revenues:</u>	<u>2020-21</u>
Transfer from Countywide General Fund (Fund GF 010, Subfund 010)	\$3,408,000
Federal Grants	3,221,000
Other Revenues	<u>75,000</u>
Total	<u>\$6,704,000</u>

<u>Expenditures:</u>	
Operating Expenditures	<u>\$6,704,000</u>

**COMMUNITY ACTION AND HUMAN SERVICES
(Fund SC 630)**

<u>Revenues:</u>	<u>2020-21</u>
Transfer from Countywide General Fund (Fund GF 010, Subfund 010)	\$30,592,000
Federal Grants	103,572,000
State Grants	2,171,000
Other Revenues	2,045,000
Interagency Transfers	<u>3,993,000</u>
Total	<u>\$142,373,000</u>

<u>Expenditures:</u>	
Operating Expenditures	<u>\$142,373,000</u>

MIAMI-DADE ECONOMIC ADVOCACY TRUST
Affordable Housing Program
(Fund SC 700, Subfund 700, Project 700003)

<u>Revenues:</u>	<u>2020-21</u>
Carryover	\$8,061,000
Interest Earnings	125,000
Surtax Loan Payback	3,000
Documentary Stamp Surtax	<u>2,070,000</u>
 Total	 <u>\$10,259,000</u>
 <u>Expenditures:</u>	
Affordable Housing Operating Expenditures	\$2,964,000
Transfer to the Office of the Executive Director and Administration (Fund GF 030, Subfund 020)	207,000
Reserves	<u>7,088,000</u>
 Total	 <u>\$10,259,000</u>

JUDICIAL ADMINISTRATION
Grants
(Fund SO 720, Subfund 720)

<u>Revenues:</u>	<u>2020-21</u>
Grant Revenues	<u>\$1,499,000</u>
 <u>Expenditures:</u>	
Dependency Drug Court Operations	\$425,000
Adult Drug Court Operations	800,000
Criminal Mental Health Project Expenses	<u>274,000</u>
 Total	 <u>\$1,499,000</u>

CORRECTIONS AND REHABILITATION
Grants
(Fund SO 720)

<u>Revenues:</u>	<u>2020-21</u>
Criminal Alien Assistance (Department of Justice)	\$1,000,000
MDC Opioid Abuse Site-based Program Response Project (Department of Justice)	568,000
Second Chance for Incarcerated Parents with Minor Children (Department of Justice)	<u>232,000</u>
 Total	 <u>\$1,800,000</u>
 <u>Expenditures:</u>	
Operating Expenditures	\$800,000
Transfer to General Fund (Fund GF 010, Subfund 010)	<u>1,000,000</u>
 Total	 <u>\$1,800,000</u>

REGULATORY AND ECONOMIC RESOURCES
Grant Fund
(Fund SO 720, Subfund 720)

<u>Revenues:</u>	<u>2020-21</u>
State and Federal Environmental Grants	<u>\$4,824,000</u>
 <u>Expenditures:</u>	
Operating Expenditures	<u>\$4,824,000</u>

**MIAMI-DADE FIRE RESCUE
State Grant Awards
(Fund SO 720, Subfund 720)**

<u>Revenues:</u>	<u>2020-21</u>
State and Federal Environmental Grants	<u>\$310,000</u>
<u>Expenditures:</u>	
Miami-Dade Objectives	\$266,000
City of Miami Fire Rescue Department	27,000
City of Miami Beach Fire Rescue Department	5,000
City of Hialeah Fire Rescue Department	9,000
City of Coral Gables Fire Rescue Department	2,000
Village of Key Biscayne Fire Rescue Department	<u>1,000</u>
Total	<u>\$310,000</u>

**MIAMI-DADE FIRE RESCUE
Federal Grant
(Fund SO 720, Subfund 720)**

<u>Revenues:</u>	<u>2020-21</u>
Assistance to the Firefighter	\$912,000
Port Security	<u>2,915,000</u>
Total	<u>\$3,827,000</u>

<u>Expenditures:</u>	
Grant Objectives	<u>\$3,827,000</u>

**MIAMI-DADE FIRE RESCUE
Urban Search and Rescue
(Fund SO 720, Subfund 720)**

<u>Revenues:</u>	<u>2020-21</u>
Federal Emergency Management Grant	<u>\$769,000</u>

<u>Expenditures:</u>	
Grant Objectives	<u>\$769,000</u>

**MIAMI-DADE FIRE RESCUE
Emergency Management
(Fund SO 720, Subfund 720)**

<u>Revenues:</u>	<u>2020-21</u>
State Grants	\$106,000
Federal Grants	<u>2,679,000</u>
Total	<u>\$2,785,000</u>

<u>Expenditures:</u>	
Operating Expenditures	<u>\$2,785,000</u>

**MIAMI-DADE POLICE DEPARTMENT (MDPD)
Operating Grant Fund
(Fund SO 720, Subfund 720)**

<u>Revenues:</u>	<u>2020-21</u>
COPS Hiring Program Grant	\$1,041,000
Justice Assistance Grant (JAG) Program	584,000
State Grants	1,214,000
Federal Grants	6,867,000
Urban Areas Security Initiatives Program	391,000
Other Miscellaneous	15,000
Interfund Transfer	<u>1,399,000</u>
 Total	 <u>\$11,511,000</u>

<u>Expenditures:</u>	
COPS Hiring Program Grant	\$2,094,000
Justice Assistance Grant (JAG) Program	584,000
Distribution of Funds for Municipal Expenditures	205,000
Urban Areas Security Initiatives Program	391,000
Operating Expenditures	<u>8,237,000</u>
 Total	 <u>\$11,511,000</u>

**JUVENILE SERVICES
Grant Fund
(Fund SO 720, Subfund 720 and 721)**

<u>Revenues:</u>	<u>2020-21</u>
Department of Juvenile Justice Grant	\$982,000
Juvenile Justice Diversion Alternative Program	682,000
Juvenile Treatment Alternatives for Safe Communities	344,000
Byrne Grant	<u>155,000</u>
 Total	 <u>\$2,163,000</u>

<u>Expenditures:</u>	
Operating Expenditures	<u>\$2,163,000</u>

**OFFICE OF MANAGEMENT AND BUDGET
Federal Grants
(Fund SO 720, Subfund 720)**

<u>Revenues:</u>	<u>2020-21</u>
Community-based Crime Reduction	\$500,000
Opioid Affected Youth Initiative	<u>475,000</u>
 Total	 <u>\$975,000</u>

<u>Expenditures:</u>	
Administrative Expenditures	\$352,000
Allocation to Contractual Services	<u>623,000</u>
 Total	 <u>\$975,000</u>

**OFFICE OF MANAGEMENT AND BUDGET
Ryan White Grant Program
(Fund SO 720, Subfund 720)**

<u>Revenues:</u>	<u>2020-21</u>
Ryan White Title I	<u>\$30,000,000</u>
<u>Expenditures:</u>	
Administrative Expenditures	\$1,430,000
Allocation to Contractual Services	<u>28,570,000</u>
Total	<u>\$30,000,000</u>

**CULTURAL AFFAIRS
State and Federal Grants
(Fund SO 720, Subfund 720 and 721)**

<u>Revenues:</u>	<u>2020-21</u>
Transfer from Tourist Development Tax (Fund ST 150, Subfund 151)	\$125,000
State of Florida Artistic Automobile License Tag Revenue	25,000
Carryover	48,000
Other Revenues	<u>70,000</u>
Total	<u>\$268,000</u>
<u>Expenditures:</u>	
Grants to/Programs for Artists and Non-Profit Cultural Organizations	\$25,000
South Florida Cultural Consortium Projects	<u>243,000</u>
Total	<u>\$268,000</u>

**HOMELESS TRUST
Grants
(Fund SO 720, Subfund 723)**

<u>Revenues:</u>	<u>2020-21</u>
U.S. Department of Housing and Urban Development Grants	\$33,113,000
Florida Department of Children and Family Grants	<u>1,852,000</u>
Total	<u>\$34,965,000</u>
<u>Expenditures:</u>	
Grant Allocations	<u>\$34,965,000</u>

**SPECIAL ASSESSMENT FUNDS
Special Taxing Districts-Administration
(Fund SO 900, Subfund 900)**

<u>Revenues:</u>	<u>2020-21</u>
Special Taxing Districts FY 2020-21 Assessments - Various Districts	<u>\$3,218,000</u>
<u>Expenditures:</u>	
Special Taxing Districts Administration	<u>\$3,218,000</u>

SPECIAL ASSESSMENT FUNDS
Special Taxing Districts-Lighting
(Fund SO 900, Subfund 901)

Revenues:

2017-18

Carryover -- Lighting Districts	\$1,837,645
Special Taxing Districts FY 2020-21 Assessments -- Lighting Districts	<u>10,820,213</u>
Total	<u>\$12,657,858</u>

Expenditures:

A & R Subdivision	\$571
A & S Industrial Park	10,145
AB at Tamiami Airport 1	752
AB at Tamiami Trail	98,983
Abbro Subdivision	1,024
Abel Homes at Naranja Villas	2,725
Acapulco Homes	4,669
Adrian Builders at Tamiami	1,047
Adventure Homes	26,198
Aileen Subdivision	699
Air Park Industrial	4,587
Aladdin Subdivision	1,590
Alco Estates and Additions 1-5	11,355
Alexa Subdivision	340
Alexandria Estates	4,276
Ali Subdivision	1,024
Alina Estates	2,355
Allapattah	29,706
Allison Estates	3,825
Alturas de Buena Vista	506
American Homes	19,085
American Homes First Addition	14,541
Americas at Miller	4,925
Amerihomes	8,898
Amigo's Subdivision	378
Amore Subdivision	1,882
Anabah Gardens	974
Anaco Estates	2,049
Anaco Estates First Addition	1,624
Anderson Heights	32,062
Andrade Subdivision	3,205
Anta Subdivision One	858
Arien Subdivision One and Two	2,828
Arien Subdivision Section Three	1,425
Aristotle Subdivision	42,630
ASA Subdivision	2,245
ASA Subdivision Tract D	736
Ashly Subdivision	504
Auto Nation Perrine East	1,145
AV Subdivision	241
Avanti 10 Subdivision	2,306
Bailes Common	1,277
Bailes Common First Addition	4,663
Bailes Common Second Addition	1,616
Balani Subdivision	5,586
Balmoral Subdivision	2,948
Barcelona Estates	3,290
Barima Estates	12,190
Baroque Estates	615
BBE Subdivision	3,758
Beacon at 97 Ave	563
Beacon at Doral	3,198
Beacon Centre	26,662
Beacon Lakes Phase One	26,557
Bel Aire	20,454
Belen Estates	3,093
Ben Granoff Park	4,841
Benson Lakes	2,569
Bent Tree Briarcliff	1,035
Bent Tree Commercial Park	3,225

Bent Tree Section Three	4,713
Beverly Estates	14,364
BHM East Campus Expansion	830
Biarritz Subdivision Phase One	705
Biarritz Subdivision Phase Two	999
Big Five Homes	522
Bilbao Estates	6,811
Bird Estates	2,942
Bird Gardens Subdivision	4,070
Bird Lakes South Addition Three	2,163
Bird Lakes South Section Four	7,075
Bird Lakes South Section One	7,509
Bird Lakes South Section Three	11,820
Bird Road Highlands	14,080
Bird Road Properties	3,012
Bird South	1,707
Biscayne	45,478
Biscayne Drive Estates	12,808
Biscayne Gardens	9,645
Biscayne Gardens Addition Two	18,610
Biscayne Gardens Third Addition	24,755
Biscayne Manning	15,116
Biscayne Manning First Addition	5,100
Biscayne Pines	16,046
Biscayne Point South	2,732
Biscayne Villas	6,301
Bismark Estates	657
Bismark Homes	3,892
Black Creek Homes	2,440
Blue Heaven Landing	1,024
Bluewaters Subdivision	40,156
BMS Kendale Lakes	672
BMS Kendall	2,480
BMS Ojus	723
Bonita	11,019
Bonita Golf View	2,202
Bonita Golf View Part Two	4,085
Bonita Grand Estates South	20,424
Bonita Grand Estates South II	7,795
Borluv Subdivision	1,235
Brandon Park	21,674
Breckenridge Estates	1,865
Breeze at Galloway	6,015
Bridgeport Villas	657
Brighton Meadow	8,893
Bristol at Kendall	385
Bristol Park Two	2,336
Bristol Pointe	1,484
Brownsville	147,637
Buddy's Paradise	2,169
Cadiz Estates	901
California Club Estates	1,634
California Hills	9,282
Camino Real First Addition	5,863
Canero's Oak	397
Cantal West Industrial Park	596
Cantelope	5,538
Canton Subdivision	4,142
Canton Subdivision First Addition	1,544
Cape Florida	10,807
Capri Homes	1,349
Caribbean Palms	9,877
Caribe Lakes Phase One	2,965
Caribe Subdivision	2,109
Carmichael Estates	976
Carol City	375,599
Carol City First Addition	2,311
Cartal Subdivision	739
Casa Lago	5,911
Casa Lago First Addition	2,674
Casa Matias	2,607

Casariago Business Park	1,763
Castcana Estates	2,035
Castillian Subdivision	641
Cauley Palisades	1,004
Cedar West Estates	0
Cedar West Homes	13,084
Cedar West Homes Two	4,548
Cenal Estates	23,026
Central Canal	34,420
Central Heights	13,024
Central Miami	14,700
Central Miami Addition One	11,018
Central Park Estates	552
Centro Villas North	3,384
Century Estates and First Addition	26,161
Century Gardens	27,548
Century Gardens at Tamiami	5,851
Century Gardens Village	4,764
Century Park Place	0
Century Park Villas	3,289
Century Prestige	5,206
Century Townhomes at Bird Road	2,929
Chadustry Estates	4,498
Chana Rose Estates	1,276
Chateau Royal Estates	5,853
Chateaubleau Mansions	2,913
Chediak Subdivision	1,348
Chediak Subdivision 1st Addition	167
Children's Plaza	1,844
Chiu Subdivision	955
Christian Cove	0
Christopher Gardens	9,761
Christy's Estates	4,487
Circle Creek Apartments	1,569
CLC Subdivision	1,053
Club at Kendall	0
CMGD Subdivision	1,608
Coco Palm Estates	6,460
Colonial Drive	194,768
Colonnade	15,495
Community Partnership South	13,672
Coral Bird Homes Subdivision Phase One	4,944
Coral Bird Homes Subdivision Phase Two	2,007
Coral Highlands	18,221
Coral Lakes Plaza	0
Coral Pines	29,257
Coral Reef Nurseries	26,365
Coral Stone Estates	1,332
Coral Terrace Section One	2,527
Coral Town Park	10,317
Coral Way Estates	8,858
Coral West Heights	18,648
Coral West Homes	1,305
Cordoba Estates Section Four	818
Cordoba Estates Section One	2,949
Cordoba Estates Section Two	4,148
Corsica	12,952
Corsica Place	36,249
Cosar Subdivision	7,050
Cosmopolitan Roadway	7,802
Costa Azul Homes	809
Costa Bonita	485
Costa Dorada	1,418
Costa Linda	1,881
Costa Verde	6,008
Costall Doral East	4,194
Country Club of Miami Estates	44,761
Country Lakes Manors	41,307
Country Lakes Manors Section Two	65,226
Country Park Estates	914
Countryside and First Addition	21,394

Courts at Tuscany	8,653
Courts at Tuscany North	2,093
Courts at Tuscany Phase Two	2,993
Coventry	7,288
Cres Estates	2,336
Cres Subdivision	2,218
Crestview Lakes	18,692
Crestview Lakes First and Second Additions	18,672
Cristianne Estates	978
Cudimar at Black Point Marina	28,590
Cutler Bay Palms	15,104
Cutler Breeze	3,220
Cutler Country Estates	2,169
Cutler Country Groves	9,389
Cutler Country Groves First Addition	21,111
Cutler Lake Homes Phase One	2,400
Cutler Ridge	40,253
Cutler Ridge Addition One	107,120
CVS at Coral Way	905
CW 144 Subdivision	2,862
Dadeland Forest Estates	1,067
Dadeland Park	8,223
Dadesky Subdivision	4,290
Daily First Addition	1,037
Daily Subdivision	1,234
Danielle Patrick Subdivision	4,454
Darlington Manor	28,017
Datorre	1,768
Daxal subdivision	14,188
DCP Subdivision First Addition	618
Deer Creek Estates	1,509
Deer Creek Estates & First Addition	3,785
Deering Grove Plat	1,997
Deering Point Subdivision	3,055
Digna Gas Station	1,264
Dimara Subdivision	1,139
Dimauro Subdivision	266
Dimensions at Doral	1,056
Divine Savior	2,373
Dolphin View	1,094
Dolphmac	1,380
Don Elias Estates	6,235
Doral Breeze	12,663
Doral Commerce Park	5,856
Doral Commons Residential and Commercial	9,907
Doral Concourse	1,631
Doral Equestrian Center	465
Doral International Park	1,163
Doral Isles Antilles	48,213
Doral Isles North Section Three	1,111
Doral Isles North Sections 1 & 2	24,572
Doral Landings	16,234
Doral Meadows First Addition	2,918
Doral Park	50,917
Doral Pointe Shopping Center	569
Doral Public Works Facility	2,228
Doral Terrace	5,975
Doral Villas	11,729
Doranda Subdivision	5,807
DVH Estates	13,762
Eagles Point First Addition	1,385
Eagles Point Subdivision	1,888
East Golf Park	24,860
Ed Mar Estates	1,565
Eden Lake	4,223
EFM Estates Sections 1-4	62,773
Egret Lakes Homes	27,651
Elise Estates	9,131
Emerald Isles	5,669
Emerald Lakes Estates	4,968
Emerald Oaks	1,947

Emerald Point	1,490
Enchanted Lakes	3,032
Enchanted Place, Two & Three	7,049
Enclave at Black Point Marina	28,404
Enclave at Doral	2,917
Erica Gardens	7,706
Esplanadas Dreams	2,405
Esquerro Estates	2,833
Estate Homes	6,285
Estate Homes Second Addition	1,460
Estate Homes Third Addition	619
Estates Mansions First Addition	12,174
Ethereal Subdivision	3,382
Eureka Creek	1,742
Eureka Estates	3,708
Eurosuities at Doral	4,713
Eve Estates	5,905
Evergreen Garden Estates	9,432
Expressway Industrial Park	10,599
Fantasy Homes	5,522
Fantasy One	9,463
Farmland Development	507
Fava Estates	2,689
FC Subdivision	15,248
Fedy Estates	847
Ferel Subdivision	499
Fernal Subdivision	2,680
Five Stars	312
Flamingo Farms Estates	8,781
Flamingo Homes	3,324
Flamingo Village	12,665
Flightways Subdivision	3,419
Florencia Estates	7,299
Forest Lake Paradise	1,819
Forest Lakes	63,685
Forest View	15,283
Gabriella Estates	1,601
Galloway Estates	1,488
Galloway Glen	60,227
Garden Hills Subdivision	43,414
Garden Hills West	43,932
Garson Subdivision Section One	3,747
Gasser Subdivision	458
GB Estates	16,783
GC Corp IAD	2,516
Gefen Equity Commercial Subdivision	1,319
Gefen Maisel Subdivision	794
Gem Homes	25,506
Genstar	2,799
Glenwood Park Estates	3,935
Gold Dream Estates	1,262
Golden Glades	14,880
Goldvue	1,651
Golf Park Minton Manor Fairmont	29,426
Gordon Estates	2,206
Goulds	87,274
Goulds Hammock Estates	2,882
Gran Central	93,527
Granada Homes Estates	1,287
Granada Ranch Estates	2,437
Grand Bay at Doral	26,451
Grand Lakes	66,754
Grand Manor Villas	2,904
Habitat Homes South	4,677
Hainlin Mill Estates	519
Hainlin Mills Park View	1,236
Hainlin Reef North	2,006
Hammock Plaza	1,117
Hammock Shores Third Addition	5,871
Hammocks Estates	14,633
Hammocks Shores	6,968

Hammocks Shores Second Addition	5,133
Hampton Apartments	4,899
Happy Farms Acres	17,990
Hardin Hammocks Estates	3,800
Hardwood Village	10,416
Hartford Place	17,246
Hawksnest	2,478
Hawksnest First Addition	1,284
Hawksnest Second Addition	946
Heavenly Estates	2,309
Helena Homes	9,448
Helena Homes First Addition	794
Hermilio Subdivision	1,807
Heti Subdivision	449
Hibiscus Gardens	2,996
Hidden Grove	6,860
Highland at Kendall	7,770
Highland Gardens	11,757
Highland Kendall First Addition	8,866
Highland Lakes Estates	1,398
Highland Sparling	39,465
Hilda's Estates Subdivision	4,028
Homestar Landings	5,209
Howard Drive	35,673
Hughes West Subdivision	2,894
Ibis Villas	2,061
Ibis Villas at Doral	5,285
Intag Manor First Addition	1,561
Interian Homes	1,006
Interlaken	6,711
International Corporate Park	33,876
International Gardens	72,170
Isabella Estates	665
Isabella Homes	2,451
Isla Margarita at Doral	1,098
Islands at Doral	15,580
Islands at Doral First Addition	17,746
Islands at Doral Northwest	18,158
Islands at Doral Townhomes	3,250
Ives Estates	56,507
Jacarandas at Sunset	2,474
Jackson South Community Hospital	4,965
Jacqueline Gardens	673
Jane Plaza	1,293
JAR Subdivision	602
Jarguti Subdivision	3,368
JC Kern Estates	10,182
Jeannie Forest	4,717
Jefferson at Doral	4,203
Jesslyn Subdivision	16,208
Juan David Subdivision	1,136
Kaiser Subdivision	883
Karenero Falls	947
Kayla's Place	16,971
Kendaland Center	2,691
Kendall Breeze	8,177
Kendall Commons	55,673
Kendall Country Est. Country Walk	15,180
Kendall Family Estates Phase One	14,281
Kendall Hammocks Shopping Center	1,438
Kendall Home Depot	978
Kendall Town Center	34,035
Kendall Village West	2,924
Kendallland	34,170
Kendallwood	11,225
Kendallwood Industrial Park Replat	4,731
Kenellen Subdivision	1,234
Kenwood Estates	1,283
Kessler Grove Section One	10,971
Kessler Grove Section Two	8,525
Kessler Groves Sections Three and Four	25,096

Key Biscayne One	19,176
Key Biscayne Two	8,134
Keys Crossing Apartments	3,722
Keystone	8,877
Kingdom Dreams	8,438
King's Estates	2,026
King's Homes	1,831
Koki Estates	1,012
Koki Estates First Addition	953
Kristina Estates	19,795
Krizia Subdivision Fifth Addition	2,476
Krizia Subdivision First Addition	5,536
Krizia Subdivision Fourth Addition	3,360
Krizia Subdivision Third Addition	1,745
La Costa at Old Cutler Section One	4,852
La Costa at Old Cutler Section Two	2,528
La Espada	4,268
La Joya Apartments	4,932
Laffitte Subdivision	2,446
Lago del Mar	47,230
Lago Mar First Addition	5,678
Lago Mar South	8,276
Laguna Ponds Sections One and Two	42,750
Lake Arcola	8,394
Lake Frances Subdivision	15,630
Lake Park	9,210
Lakes by the Bay Section Fourteen	15,225
Lakes by the Bay South Commons	101,020
Lakes of Avalon	20,386
Lakes of Tuscany Phase One	11,703
Lakeside Commercial Park	652
Lakeview	34,556
Landmark at Doral	16,312
Laroc Estates	8,172
Laroc Subdivision	176
Larose Subdivision	1,026
Las Palmas	13,567
Laurel Hill Park	12,873
Lauren's Pond	4,984
Lazarus on Richmond	11,542
Le Chelle Estates	6,717
Le Mirage	6,399
Lee Manor	18,139
Lee Manor First Addition	17,050
Lejeune Terminals	33,192
Les Jardins / Secret Garden	1,088
Leti Subdivision	2,874
Leti Subdivision First Addition	1,457
Leti Subdivision Third Addt.	1,012
Leyva Subdivision	1,669
Liberty City	101,583
Liberty Plaza	4,597
Lilandia Subdivision	2,832
Limewood Groves	29,717
Little Gables	25,998
Little Plantations of Miami	22,876
Little River Acres	10,041
Llanos at Bird Road	1,434
Llauro Subdivision	530
London Square	9,082
Lorant Enterprises at Tamiami	1,256
Loyola Westbrooke	6,219
Luisangel Subdivision	812
Luz Estela South	7,778
Luz Marina Estates	739
Magnolia Landing	6,682
Magnolia Manors	1,186
Majestic Estates	34,424
Majestic Homes	9,169
Mako Subdivision	910
Mandarin Lakes and First Addition	32,669

Mandy Subdivision	14,882
Mangus Subdivisions Sections One and Two	18,842
Mansions at Sion	3,697
Mansions of Pine Glenn	1,665
Maralex Homes	16,147
Marbella Estates	1,890
Marbella Park	7,133
Mardel Estates	4,521
Marfer Subdivision	796
Margarita's Estates	4,998
Maria Gardens	10,665
Marien Subdivision	5,019
Marpi Homes	6,205
Marquesa Subdivision	999
Marta Subdivision	748
Martex Business Center and First Add.	3,872
Mashta Island	2,494
Mastrapa Estates	538
Matah Subdivision	327
Mayito Estates	272
Mayte South	4,481
Mayte Subdivision	7,595
MDPD North District Station	1,698
Meadow Wood Manor Sec. Nine	12,745
Meadow Wood Manor Sec. Eight North	4,487
Meadow Wood Manor Sect. Eight South	6,553
Meadow Wood Manor Section Four	32,314
Meadow Wood Manor Section Ten	7,156
Meadows Subdivision	7,835
Med South	22,900
Mediterrania	12,035
Melgor Estates	3,822
Melody Homes	681
Melquiades Subdivision	634
Miami Free Zone Replat No 2	1,043
Miami Gardens Park	3,147
Miami International Business Park	10,587
Miami International Parkway	8,865
Mica Subdivision and First Addition	2,237
Mica Subdivision Second Addition	255
MICC	16,253
Micheline Subdivision	412
Michelle Manors Subdivision	6,034
Michelle Woods	4,588
Migdalia Subdivision	1,852
Migdalia Subdivision Second Addition	506
Millenium	1,020
Miller Cove	5,648
Miller Cove First Addition	4,282
Miller Cove Third Addt.	1,057
Miller Grove	397
Miller Lake	4,262
Miller South Subdivision	2,201
Miller's Glen Subdivision	6,345
Miller's Landing	995
Milon Venture	53,713
Milya Subdivision	3,727
Mimi Subdivision	1,805
Mindi Subdivision	2,099
Mingo's Garden	615
Mirabella	2,158
Miracle West	2,925
Miracle West First Addition	529
Mirana Industrial Park	2,334
Mirasol Subdivision	1,155
Mirelda Estates	10,547
Missy Estates Second Addition	2,475
Mitchell Lake	4,493
Mito Estates	3,589
Monaco Estates	4,517
Monaco Estates First Addition	7,984

Monaco's Miller Homesites	1,307
Monasterio Estates Section One	4,476
Monasterio Estates Section Two	963
Monasterio Subdivision	3,193
Monique	2,362
Moody Drive Estates	8,861
Moody Drive Estates First Addition	3,557
Mother of Christ	1,108
Munne Estates	4,624
Munne Royal Homes	7,957
Mustang Ranch	7,717
My First Home	5,520
Mystic Forest	1,484
Mystic Forest Two	401
Mystic Place	1,222
Naranja Gardens	16,177
Naranja Lakes	18,746
Naranja Park	15,917
Naroca Estates	13,839
Natalie Homes	4,597
Nava Subdivision	591
Nelfer Subdivision	3,386
Nelia Subdivision	775
Nelmar Subdivision	1,492
Nelsay Plaza	791
Nicoi Tract	1,446
Nicolle Subdivision	3,476
Nilo Estates	3,464
Nilo Subdivision	3,128
Nito Estates Subdivision	2,081
Nomar Estates	1,830
North County	322,697
North Lake Commerce	2,180
North Lake Park	2,436
North Palm Estates	13,560
Northwest Shores	44,809
November Heights	1,986
Nunez Estates	534
Nunez Homes	837
Nyurka Estates	896
Oak Creek	13,065
Oak Creek South	11,669
Oak Lane	2,952
Oak Park	33,517
Oak Park Estates Section One	12,170
Oak Ridge Falls	2,263
Oak Ridge Falls First Addition	2,121
Oak Ridge Falls Second Addition	2,446
Oak Ridge Villas	2,264
Oak South Estates	12,657
Oakland Estates	8,276
Oakland Park	13,057
Oaks and Pines	1,966
Oaks South	12,196
Old Country Road Estates	2,036
Old Cutler Apartments	2,720
Old Cutler Forest	4,018
Old Cutler Homes	1,643
Olivia's Subdivision	1,580
Ozambela Subdivision	585
PA at Coral Reef	5,440
PA at West Sunset	2,242
Palapala	3,904
Palm Spring Estates	13,201
Palm Springs No. Underground	20,205
Palm Springs North	69,777
Palmas del Bosque First Addition	960
Palmera at Century Breeze	676
Palmetto Lakes Industrial Park	61,032
Pan American West Park	21,399
Park Centre Business Park	4,925

Park Lake Sections 1-4	13,398
Park Lakes	11,039
Park Lakes by the Meadows Phase Six	5,242
Park Lakes by the Meadows Phase Three	5,084
Park Lakes by the Meadows Phases 4-5	5,413
Park Shores	25,748
Park Square at Doral	13,630
Parkview Condominiums	3,740
Parkview Townhomes Phase One	1,100
Paul Marks	10,984
Peacock's Point	1,745
Pedro Alberto Subdivision	2,629
Pelican Bay at Old Cutler Lakes	33,832
Pelican's Point	3,946
Pena Subdivision	3,020
Peral Subdivision	7,333
Peterson	5,397
Pete's Place	5,187
PI Estates	6,877
Pine Manor	5,168
Pine Needles East Section Five	1,648
Pinewood Manor	6,480
Pinewood Park	23,029
Pinewood Park Extension (18-3)	29,082
Plaza del Paraiso	1,953
Pleasure Village South	3,510
Poinciana Lakes Subdivision	745
Ponce Estates	11,278
Ponce Estates Section Two	8,394
Potamkin Subdivision	1,361
Precious Executive Homes	6,667
Precious Forest Homes	4,686
Precious Homes at Lakes by the Bay	2,789
Preserve at Doral	1,453
Presidential Estates	4,296
Prince of Peace Catholic Church	2,333
Princetonian	57,071
Puerto Bello at Doral	1,280
Punta Gorda Estates	2,092
PVC Estates	2,122
PVC Estates First Addition	277
PVC Subdivision	1,675
PVC Subdivision First Addition	816
Quirch Subdivision	4,649
Raas Subdivision	2,917
Raas Subdivision No 2	1,690
Ram Commercial Tract	384
Rana Park	7,296
Red Gardens	4,711
Redland East	278
Redland Estates	6,837
Redlands Colonial Estates	1,565
Redland's Cove	7,553
Redlands Forest	4,186
Renaissance Estates	13,319
Renegade Point Subdivision	4,461
Reserve at Doral	3,440
Reserve at Doral West	658
Richland Estates	15,731
Richmond Heights	94,129
Richmond Heights Addition One	33,641
Richmond Homes	3,901
Richmond Homes First Addition	2,600
Rieumont Estates	5,674
Rita Garden - The Center	455
Rivendell	9,152
Rivendell East	5,185
Riverbend	26,204
Riverside	1,064
Riviera Grand Estates Subdivision	4,668
Riviera Preparatory School	5,116

Riviera South	2,470
Riviera Trace	10,298
Riviera West	2,583
RJ Katz	10,433
Roel Subdivision	3,703
Roger Homes	9,065
Rose Glen	4,398
Rosewood Homes	2,376
Rosmont Subdivision No 3	406
Royal Cutler Estates	4,712
Royal Landings	9,567
Royal Landings Estates	2,024
Royale Green Section One	39,842
Royale Green Townhouse	55,647
Royalton Subdivision	7,732
Rustic Lakes	3,265
Rustic Lakes Addition One	6,540
SAB Subdivision	388
Sabal Palm	53,171
Sabina Shopping Center	914
Sable Palm Estates	7,883
Sabrina Twinhomes Subdivision	3,415
Salcines Subdivision	234
Salma Lake	8,896
Saminik Subdivision	3,366
San Denis San Pedro Estates	15,378
San Diego Subdivision First Addition	1,553
San Marino Estates	3,038
San Valentin	1,213
Santa Barbara Subdivision	3,406
Santa Monica Estates	680
Sarco Subdivision	1,595
Savannah Landing	1,688
Savannah/Doral	5,900
Schenley	9,542
Sella Subdivision	8,392
Sevilla Heights	2,844
Sharon Estates	3,683
Shirtee One and Two	1,645
Shoma at Country Club of Miami	2,434
Shoma Estates	32,118
Shoma Homes at Old Cutler Point	9,873
Shoma Homes at Tamiami Two	21,687
Shoma Kendall	10,110
Shoma Villas at Country Club of Miami 1	885
Shomar Subdivision	1,855
Shops at 107	1,146
Shops at Tuscany	3,530
Shoreway Subdivision	44,731
Shrader's Haven	1,340
Sierra	45,521
Signature Gardens Subdivision	885
Silver Palm East and Silver Palm West	119,154
Silver Palm East Section 5	2,091
Silver Palm Homes	25,870
Silver Palm Lake	15,163
Silver Palm Plantation	1,995
Silver Palms Park	3,083
Silvia Subdivision	2,548
Sinos Estates	536
Sion Estates	1,657
Sion Estates First Addition	1,272
Sky Lake	38,866
Sky Lake Homes	8,579
Sky Lake Homes Second Addition	2,866
Sky Lakes First Addition	9,150
Skylake Gardens Condo No. 4	1,155
Snapper Creek Park	13,787
Sofia Estates	295
Soto Mansions	6,441
South Allapattah Center	3,536

South Gate Subdivision	4,699
South Indian Subdivision	1,333
South Miami Heights	412,618
South Point	1,218
South Point First Addition	258
South Pointe Cove	859
South Springs Homes	4,371
South View Subdivision	1,945
Southland II	3,278
Southland III	2,033
Southwest Section One	330,415
Southwest Section Two	27,207
Southwest Section Two Addition One	2,693
Southwind Point	4,273
Spanish Garden Villas	2,192
Spanish Lakes	14,834
Spicewood Subdivision	40,791
Spring West Estates	1,562
Star High Subdivision	954
Star Lakes	7,181
Stephanie Subdivision First Addition	1,374
Stephanie's Subdivision	1,441
Stephens Manor	16,125
Strawberry Fields Homes	13,715
Stuart International Subdivision	1,345
Summerville and First Addition Subdivisions	46,059
Summerwind Subdivision	2,653
Sunnyview Subdivision	7,140
Sunrise Commons	1,798
Sunset Apartments	14,745
Sunset Cove	1,820
Sunset Farms	2,666
Sunset Harbour Section Six	2,741
Sunset Homes	7,282
Sunset Lake Townhomes	2,679
Sunset Lakes Estates	2,081
Sunset Lakes Estates 1 & 2	3,311
Sunset Park	54,308
Sunset Pointe	1,956
Sunset Residential	600
Sunset Square	2,397
Sunset West	44,216
Sunshine State Industrial Park	53,198
Sunswept Isle	9,388
Superior Homes Estates	9,312
Superior Subdivision	558
Superior Trace	2,632
Sussyan Subdivision	398
Sylvia Subdivision	652
T & F Subdivision	5,839
Tabor	511
Tallahassee Gardens	14,497
Tallahassee Gardens First Addition	4,456
Tallamoody	16,908
Tamiami Gefen Industrial Park	4,746
Tamiami Industrial Park	423
Tamiami Lakes	43,310
Tamiami Marketplace	741
Terry Enterprise	922
The Falls	14,955
The Hammocks	180,382
The Hamptons	969
The Lakes	17,402
The Mansions at Sunset	11,058
The Mansions at Sunset Second Addition	4,654
The Palace at Kendall First Addition	781
The Villas of Barcelona	498
Thousand Pines	9,744
Tiffany at Sunset	330
Torremolinos	1,515
Town and Country Professional Center	1,067

Town Park Estates	24,426
Town Park Estates Addition One	5,364
Tradition at Kendall	536
Transal Corporate Park	6,957
Transal Service Park	531
Truval Gardens	738
Truval West Subdivision	632
Tuscan Lake Villas	3,378
Tuscany Place	5,279
Tuscany Villas West	2,211
Twin Homes Estates	2,935
Twin Lake Shores	6,719
Twin Lakes	55,753
United Storage Doral	436
University Manor	15,879
V & Q Holdings Subdivision	765
Valencia Grove	8,243
Valencia Grove Estates	15,023
Vanessa Ranch	12,813
Vany Subdivision	969
Vecin Homes First Addition	1,449
Vega Coral Way Subdivision	371
Venetian Lake	6,897
Venetian Parc and Venetian Parc West	25,189
Venezia Homes Estates	11,344
Veranda Subdivision	4,872
Vessel	8,396
Victoria Bay Estates	3,300
Victoria Gardens	250
Villa Capri	7,789
Villa Castillo	1,258
Villa Esperanza	2,541
Villa Real at Doral	1,041
Villa Sevilla	7,301
Village Green	69,722
Village Green Underground	21,462
Villages of Homestead	25,901
Villas del Campo Subdivision	24,571
Vintage Estates	2,748
Virginia Estates	2,494
Viscaya Villas	1,614
Vista Subdivision	15,851
Vitran at Naranja Estates	5,545
Vitran Homes at Morningside & Homes at Morningside	7,429
VM Estates	1,051
VTL Subdivision	1,420
Wal Mart Hialeah	15,704
Walden Townhomes	1,603
Watersedge	2,443
WDL D Subdivision	2,702
Weitzer Hammocks Homes	19,812
Weitzer Killian Place	3,763
Weitzer Serena Lakes	13,101
Weitzer Serena Lakes Estates	3,962
Weitzer Serena Lakes West Section Two	3,554
West Cherry Grove	7,293
West Dade Land Subdivision	1,365
West Dade Subdivision	1,024
West Doral Lakes	7,474
West Flagler Estates	4,963
West Kendall Best	29,262
West Lakes Estates Subdivision	7,654
West Little River	15,795
West Perrine	52,201
West Winds Estates	429
Westbrook Addition No Five	3,383
Westbrooke	5,263
Westbrooke Gardens	13,374
Westbrooke Third Addition	5,908
Westchester	191,331
Westchester Park	2,337

Westgate Gardens	17,856
Westpointe Business Park	12,429
Westwind Lakes	66,389
Whistling Pines Creek	2,344
Winston Park	142,958
Wittman	209,650
Wonderly Estates	20,324
Woodlands	4,816
Woodside Oaks	8,884
Yasamin Subdivision	265
Zac Subdivision	1,360
Zamora's Grove	1,235
Zamora's Grove First Addition	157
Zenteno Subdivision	945
Zoe Miller Estates	1,245
Zumma Subdivision	630
Zunjic Estates	1,990
<u>Reserves</u>	<u>1,594,873</u>
<u>Total</u>	<u>\$12,657,858</u>

SPECIAL ASSESSMENT FUNDS
Special Taxing Districts - Security Guards
(Fund SO 900, Subfund 905)

<u>Revenues:</u>	<u>2020-21</u>
Carryover -- Security Guard Districts	\$1,692,133
Special Taxing Districts FY 2020-21 Assessments -- Security Guard Districts	<u>9,355,763</u>
<u>Total</u>	<u>\$11,047,896</u>

<u>Expenditures:</u>	
Bay Heights (Roving Patrol)	\$517,660
Belle Meade	283,122
Belle Meade Island	301,159
Brickells Flagler (Roving Patrol)	280,935
Coventry	269,017
Davis Ponce (Roving Patrol)	477,307
Devonwood (Roving Patrol)	234,508
Enchanted Lake	678,365
Entrada	302,341
Fairhaven (Roving Patrol)	149,698
Four Way Lodge Estates	283,834
Gables by the Sea	629,002
Highland Gardens	260,472
Highland Lakes	582,029
Keystone Point	998,371
Morningside	668,624
Natoma Manors (Roving Patrol)	69,281
North Bay Island	316,339
North Dade Country Club / Andover	651,708
Oak Forest	669,786
Oak Forest (Roving Patrol)	531,611
Palm and Hibiscus Island	735,737
Sabal Palm (Roving Patrol)	184,417
Sans Souci	619,555
Star Island	<u>353,018</u>
<u>Total</u>	<u>\$11,047,896</u>

SPECIAL ASSESSMENT FUNDS
Special Tax Districts - Landscape Maintenance
(Fund SO 900, Subfund 906)

<u>Revenues:</u>	<u>2020-21</u>
Carryover - Landscape Maintenance Districts	\$2,613,043
Special Taxing Districts FY 2020-21 Assessments -- Landscape Maintenance Districts	5,460,704
Interest	41,000
Transfer of Secondary Gas Tax for Right-of-Way Maintenance (Fund CO 330, Various Subfunds)	<u>514,000</u>
Total	<u>\$8,628,747</u>
<u>Expenditures:</u>	
Alco Estates & Addition 1-5	\$32,676
Alexandria Estates	25,575
Allison Estates	18,475
Aristotle Subdivision	65,962
Bailes Common	9,600
Bailes Common 1st	11,900
Bailes Common 2nd	6,900
Balani Subdivision	29,951
Biscayne Drive Estates	22,776
Bonita Golf View 2nd Add	37,990
Bonita Grand Estates South	18,792
Camino Real Estates & 1st Addn	10,843
Candlewood Lakes Lake Maintenance	21,758
Capri Homes	17,118
Casa Lago 1 St Addition	16,715
Casa Lago Subdivision	10,800
Cedar West Homes Three	31,486
Cedar West Homes Two	23,827
Century Estates & 1st Add	195,479
Chateau Royal Estates	61,053
Christopher Gardens	47,607
Colonnade	170,705
Coral West Homes	15,905
Corsica Landscape	71,537
Corsica Place Landscape	66,141
Cosmopolitan Roadway	32,351
Countryside & First Addition Multi	111,226
Crestview Lakes 1&2nd Addition	36,437
Cutler Bay Palms	66,303
Cvs-167	17,971
Cypress Lake	14,700
Danielle Patrick Subdivision	21,751
Deer Creek Estates & First Addition	9,012
Dolphin Center	906,251
Doral Isles Landscape	190,050
Doral Park Landscape	410,301
DVH Estates	31,545
East Oakmont Dr	30,084
Eden Lakes	27,312
Emerald Lakes Estates	18,705
Erica Gardens	30,876
Evergreen Garden Estates	23,376
Fava Estates	11,531
Florencia Estates	14,763
Forest Lakes	218,084
Forest View Subdivision	20,888
Free Zone Ind. Park	28,252
Garden Hills Landscape	95,233
Garden Hills West	131,876
Genstar	26,677
Goulds Hammock Estates	19,236
Grand Lakes	378,645
Hainlin Reef North	23,053

Helena Homes	13,422
Highland Lakes Lake Maintenance	23,843
Hilda's Estates Subdivision	6,087
Homestar Landings	42,757
Interian Homes Landscape	8,745
Jarguti Subdivision	9,578
JC Kern Estates	44,180
Joanna Estates	10,039
Kendale Lakes	764,335
Kendalland	271,277
Keystone	24,326
Kingdom Dreams	158,819
Kings Estates	15,358
Lake Frances 1st Addition	46,900
Laroc Estates	17,953
Lauren's Pond	19,697
Limewood Groves	87,245
Manqus Subdivision Sect 1&2	139,887
Marpi Homes	51,971
Mediterranea	47,839
Melody Homes	7,677
Miller Cove	61,117
Miller Cove 1st Addition	12,213
Miller Lake	16,404
Milon Venture	83,084
Missy Estates First Addition	20,770
Moody Drive Estates	25,617
Moody Drive Estates First Addition	20,528
Naranja Gardens	35,371
North Palm Estates	20,654
Oakland Estates	22,498
Oaks South Estates	34,227
Old Cutler Homes Landscape	43,775
Olivia's Subdivision	9,402
Park Lakes	34,215
Park Lakes by the Meadow Phase 6	15,970
Park Lakes by the Meadows Phase 3	7,437
Park Lakes By The Meadows Phases 4-5	18,895
Pete's Place	35,774
Ponce Est Sect 2	27,615
Ponce Estates	51,936
Precious Executive Homes	33,832
Precious Forest Homes	25,829
Renaissance Estates	46,543
Renaissance Ranches	71,815
Rieumont Estates	27,830
Royal Harbor Yacht Club	56,423
Royal Landings	25,414
Royal Landings Estates	13,530
Sable Palm Estates	95,180
San Denis San Pedro	56,722
Santa Barbara Subdivision	48,855
Sella Subdivision	37,458
Shoma Homes at Tamiami II	166,436
Shoreway Subdivision	127,787
Sinos Estates Landscape	8,250
Sky Lake Golf Club	43,107
South Kendall Estates	18,857
Sunset Cove	22,560
Superior Subdivision	12,838
Valencia Grove Estates	20,755
Venetian Lake	15,512
Watersedge	13,986
West Kendall Best	172,705
Westwind Lakes	426,543
Wonderly Estates	78,842
Woodlands	36,447
Zamora's Grove	13,194
Right-of-Way Maintenance	<u>514,000</u>

Total

\$8,628,747

SPECIAL ASSESSMENT FUNDS
Special Tax Districts - Road Maintenance
(Fund CO 910, Subfund 910)

<u>Revenues:</u>	<u>2020-21</u>
Special Taxing Districts FY 2020-21 Assessments - Road Maintenance Districts	<u>\$110,163</u>

<u>Expenditures:</u>	<u>2020-21</u>
Hibiscus Island	<u>\$110,163</u>

MIAMI-DADE AVIATION DEPARTMENT
Revenue Fund

<u>Revenues:</u>	<u>2020-21</u>
Carryover	\$92,826,000
Miami International Airport	784,971,000
Tamiami Airport	2,573,000
Opa-Locka Airport	7,060,000
Homestead Airport	420,000
Training and Transition Airport	14,000
Transfer from Improvement Fund	<u>58,000,000</u>
 Total	 <u>\$945,864,000</u>

<u>Expenditures:</u>	<u>2020-21</u>
Miami International Airport	\$520,740,000
Tamiami Airport	1,443,000
Opa-Locka Airport	1,218,000
Homestead Airport	528,000
Training and Transition Airport	<u>357,000</u>
 Subtotal Operating Expenditures	 <u>\$524,286,000</u>
 Transfer to Other Funds:	
Sinking Fund	\$242,375,000
Reserve Maintenance	15,000,000
Improvement Fund	<u>75,074,000</u>
 Subtotal Transfers to Other Funds	 <u>\$332,449,000</u>
 Operating Reserve/Ending Cash Balance	 <u>\$89,129,000</u>
 Total	 <u>\$945,864,000</u>

PUBLIC HOUSING AND COMMUNITY DEVELOPMENT
Public Housing Operations Fund

<u>Revenues:</u>	<u>2020-21</u>
Rental Income	\$18,193,000
Interest Income	274,000
Miscellaneous Operating Revenues	2,637,000
Public Housing Subsidy	49,055,000
Federal Grants	<u>9,307,000</u>
 Total	 <u>\$79,466,000</u>

<u>Expenditures:</u>	<u>2020-21</u>
Operating Expenditures	\$70,684,000
Transfer to Central Office Cost Center Fund (Public Housing Subsidy)	6,499,000
Transfer to Central Office Cost Center Fund (Federal Funds)	<u>2,283,000</u>
 Total	 <u>\$79,466,000</u>

**PUBLIC HOUSING AND COMMUNITY DEVELOPMENT
Central Office Cost Center (COCC) Fund**

<u>Revenues:</u>	<u>2020-21</u>
Miscellaneous Revenue	\$525,000
Transfer from Countywide General Fund (Fund GF 010, Subfund 010)	300,000
Transfer from Section 8 Housing Choice Voucher Fund	4,395,000
Transfer from Public Housing Operations Fund	8,782,000
COCC Holdover Operational Funds	<u>4,851,000</u>
Total	<u>\$18,853,000</u>

<u>Expenditures:</u>	
Central Office Operations	\$11,910,000
Reserves	<u>6,943,000</u>
Total	<u>\$18,853,000</u>

**PUBLIC HOUSING AND COMMUNITY DEVELOPMENT
Section 8 Housing Choice Voucher**

<u>Revenues:</u>	<u>2020-21</u>
Housing Assistance Payments	\$228,124,000
Section 8 Administrative Fee	27,576,000
Miscellaneous Revenues	<u>3,352,000</u>
Total	<u>\$259,052,000</u>

<u>Expenditures:</u>	
Section 8 Program Administration	\$15,008,000
Section 8 Housing Assistance Payments	232,686,000
Transfer to Central Office Cost Center Fund	4,395,000
Reserves	<u>6,963,000</u>
Total	<u>\$259,052,000</u>

**PUBLIC HOUSING AND COMMUNITY DEVELOPMENT
Housing and Community Development Operating Funds**

<u>Revenues:</u>	<u>2020-21</u>
Carryover	\$265,849,000
Community Development Block Grant (CDBG) FY 2020 Entitlement	9,381,000
Documentary Stamp Surtax	24,000,000
Emergency Shelter Grant	1,050,000
Program Income	2,830,000
HOME Investment Partnerships Program Entitlement FY 2020	4,436,000
State Housing Initiative Partnership Program (SHIP) FY 2020 Entitlement	1,444,000
Loan Repayments	10,262,000
Interest on Investments	3,970,000
Loan Servicing Fees	759,000
Miscellaneous Revenue	<u>3,673,000</u>
Total	<u>\$327,654,000</u>

<u>Expenditures:</u>	
Administration CDBG and HOME	\$7,490,000
Operating and Programmatic Expenditures	69,771,000
Transfer to General Government Improvement Fund - (GGIF) (Fund CO 310, Subfund 313) for Debt Service	974,000
Reserves	<u>249,419,000</u>
Total	<u>\$327,654,000</u>

**PUBLIC HOUSING AND COMMUNITY DEVELOPMENT
Targeted Urban Areas
U.S. HUD Economic Development Initiatives Section 108 Loan**

<u>Revenues:</u>	<u>2020-21</u>
Economic Development Initiatives Carryover	\$283,000
Brownfields Economic Development Initiative (BEDI) Carryover	32,000
Community Development Block Grant (CDBG) Carryover	<u>1,658,000</u>
Total	<u>\$1,973,000</u>

<u>Expenditures:</u>	
Transfer to Debt Service	<u>\$1,973,000</u>

**PUBLIC HOUSING AND COMMUNITY DEVELOPMENT
Brownfields Economic Development Initiative (BEDI)
U.S. HUD Section 108 Loan**

<u>Revenues:</u>	<u>2020-21</u>
Brownfields Economic Development Initiative (BEDI) Carryover	<u>\$90,000</u>

<u>Expenditures:</u>	
Payment to Debt Service	<u>\$90,000</u>

**MIAMI-DADE WATER AND SEWER
Revenue Fund**

<u>Revenues:</u>	<u>2020-21</u>
Operating:	
Water Production	\$339,535,000
Wastewater Disposal	410,668,000
Other Revenues	<u>32,306,000</u>
Subtotal Operating Revenues	<u>\$782,509,000</u>
Non-operating:	
Interest Income (Net of Changes in Non-Cash Items)	\$18,237,000
FY 2020-21 Cash Requirement per Bond Ordinance	<u>80,060,000</u>
Subtotal Non-Operating Revenues	<u>98,297,000</u>
Transfer from Other Funds:	\$8,618,000
Total	<u>\$889,424,000</u>

<u>Expenditures:</u>	
Operating:	
Water Production	\$203,334,000
Wastewater Disposal	248,520,000
Administrative Reimbursement	23,710,000
Capital Funding:	
Renewal and Replacement	95,000,000
Fire Hydrant Fund (Net of \$1,000,000 Transfer to Fire Department)	<u>2,500,000</u>
Subtotal Operating Expenditures	<u>\$573,064,000</u>
Non-operating:	
FY 2020-21 Cash Requirement per Bond Ordinance	<u>\$79,261,000</u>
Total Debt Service Requirements (Including interest earnings)	<u>\$237,099,000</u>
Total	<u>\$889,424,000</u>

**MIAMI-DADE WATER AND SEWER
Debt Service Fund**

<u>Revenues:</u>	<u>2020-21</u>
FY 2020-21 Debt Service Fund Requirement	\$139,244,000
Transfer from Revenue Fund	<u>237,099,000</u>
Total	<u>\$376,343,000</u>
 <u>Expenditures:</u>	
Debt Service Payments	\$237,099,000
FY 2020-21 Debt Service Fund	<u>139,244,000</u>
Total	<u>\$376,343,000</u>

**MIAMI-DADE WATER AND SEWER
General Reserve Fund**

<u>Revenues:</u>	<u>2020-21</u>
Carryover	<u>\$81,525,000</u>
 <u>Expenditures:</u>	
Transfer to Revenue Fund	\$8,618,000
Ending Cash Balance	<u>72,907,000</u>
Total	<u>\$81,525,000</u>

**MIAMI-DADE WATER AND SEWER
Rate Stabilization Fund**

<u>Revenues:</u>	<u>2020-21</u>
Carryover	<u>\$30,534,000</u>
 <u>Expenditures:</u>	
Ending Cash Balance	<u>\$30,534,000</u>

**JACKSON HEALTH SYSTEMS
Operating Budget
Including Funded Depreciation**

<u>Revenues:</u>	<u>2020-21</u>
Transfer from Countywide General Fund (Fund GF 010, Subfund 010) for Maintenance of Effort	\$222,563,000
County Health Care Sales Surtax	283,691,000
Net Patient Service Revenue	1,472,244,000
Other Operating Revenues excluding JMH Health Plan Revenue	215,927,000
Other Non-Operating Revenue	34,849,000
Cash Carryover Available for Operations	<u>270,380,000</u>
 Total*	 <u>\$2,499,654,000</u>
 Operating Expenses excluding JMH Health Plan Purchase of Services	 \$2,229,274,000
Depreciation/Transfer to Capital	152,120,000
Principal Payments	10,985,000
Reduction in Accounts Payable	6,408,000
Cash for Unanticipated Expenses/Carryover in FY 2020-21	<u>100,867,000</u>
 Total	 <u>\$2,499,654,000</u>

***Total Revenues include adjustments for uncollectible accounts, contractual allowances, and the 95% adjustment required by State law.**

Notes: The Public Health Trust provides for inmate medical services in compliance with all applicable laws and requirements. The above budget includes \$34.033 million reimbursement to the County for the Trust's share of the County's Medicaid liability; \$2.070 million for the County Attorney's Office; \$6.924 million for Community Health of South Florida, Inc.; \$1.133 million for the Miami Dade Health Department and \$179,000 in salary reimbursement for County staff at the Trust.

**CAPITAL BUDGET
APPROPRIATION SCHEDULES**

DEBT SERVICE FUND
Safe Neighborhood Parks Program Bonds

General Obligation Bonds
Fund: 201 - Fund Type: D1 – Subfund: 2A1
Interest and Sinking Fund

Project: 201117

<u>Revenues:</u>	<u>2020-21</u>
Ad Valorem – Countywide (Tax Roll: \$308,286,663,115)	\$7,987,000
Programmed Cash Reserve	1,181,000
Total	<u>\$9,168,000</u>
<u>Expenditures:</u>	
Principal Payments of Bonds	\$6,310,000
Interest Payments on Bonds	2,833,000
Transfer to Bond Administration (Fund GF 030, Subfund 031)	23,000
Arbitrage Rebate Computation Services	<u>2,000</u>
Total	<u>\$9,168,000</u>

Building Better Communities Program Bonds

General Obligation Bonds
Fund: 201 - Fund Type: D1 – Subfund: 2A1
Interest and Sinking Fund

Project: 201119

<u>Revenues:</u>	<u>2020-21</u>
Ad Valorem – Countywide (Tax Roll: \$308,286,663,115)	\$110,455,000
Programmed Cash Reserve	<u>1,469,000</u>
Total	<u>\$111,924,000</u>
<u>Expenditures:</u>	
Principal Payments on Bonds	\$38,480,000
Interest Payments on Bonds	73,152,000
Transfer to Bond Administration (Fund GF 030, Subfund 031)	280,000
Arbitrage Rebate Computation Services	<u>12,000</u>
Total	<u>\$111,924,000</u>

Public Health Trust

General Obligation Bonds
Fund: 201 - Fund Type: D1 – Subfund: 2A1
Interest and Sinking Fund

Project: 201120

<u>Revenues:</u>	<u>2020-21</u>
Ad Valorem – Countywide (Tax Roll: \$308,286,663,115)	<u>\$28,919,000</u>
<u>Expenditures:</u>	
Principal Payments of Bonds	\$8,925,000
Interest Payments on Bonds	19,915,000
Transfer to Bond Administration (Fund GF 030, Subfund 031)	73,000
Arbitrage Rebate Computation Services	<u>6,000</u>
Total	<u>\$28,919,000</u>

Professional Sports Franchise Tax Bonds

Special Obligation Bonds – Prof. Sports Franchise Tax

Fund: 205 - Fund Type: D5 - Subfund: 2S8

Prof. Sports Franchise Tax – Revenue Fund

Project: 205800

Revenues:

2020-21

Transfer from Tourist Development Tax (Fund ST 150; Subfund 151)	\$6,052,000
Transfer from Professional Sports Franchise Tax Revenue (Fund 150, Subfund 154)	<u>15,602,000</u>
Total	<u>\$21,654,000</u>

Expenditures:

Transfer to Debt Service Fund - Series 2009 A (Project 205901)	\$5,613,000
Transfer to Debt Service Fund - Series 2009 B (Project 205911)	372,000
Transfer to Debt Service Fund - Series 2009 C (Project 205921)	3,938,000
Transfer to Debt Service Fund - Series 2009 D (Project 205931)	357,000
Transfer to Debt Service Fund - Series 2009 E (Project 205941)	4,735,000
Transfer to Debt Service Fund - Series 2018 (Project 205952)	3,524,000
Transfer to Project 214109 (SO Notes 08A- Crandon Clubhouse)	346,000
Transfer to Surplus Fund/Shortfall Reserve (Project 205804)	<u>2,769,000</u>
Total	<u>\$21,654,000</u>

Special Obligation Bonds – Prof. Sports Franchise Tax

Fund: 205 - Fund Type: D5 – Subfund: 2S8

Prof. Sports Franchise Tax Refunding – Surplus Fund/Shortfall Reserve

Project: 205804

Revenues:

2020-21

Interest Earnings	\$20,000
Transfer from Revenue Fund (Project 205800)	2,769,000
Carryover	<u>9,000,000</u>
Total	<u>\$11,789,000</u>

Expenditures:

Reserve for Future Debt Service	\$8,589,000
Transfer to Tourist Development Tax (Fund ST 150, Subfund 151) - Beach Maintenance/Underline	<u>3,200,000</u>
Total	<u>\$11,789,000</u>

Special Obligation Bonds – Prof. Sports Franchise Tax

Fund: 205 - Fund Type: D5 – Subfund: 2S9

Prof. Sports Franchise Tax Refunding – Series "2009A" Debt Service Fund

Project: 205901

Revenues:

2020-21

Cash Carryover	\$2,799,000
Transfer from Revenue Fund (Project 205800)	<u>5,613,000</u>
Total	<u>\$8,412,000</u>

Expenditures:

Interest Payment on Bonds	\$5,598,000
Reserve for Future Debt Service	2,799,000
Transfer to Bond Administration (Fund GF 030, Subfund 031)	14,000
Arbitrage Rebate Computation Services	<u>1,000</u>
Total	<u>\$8,412,000</u>

Special Obligation Bonds – Prof. Sports Franchise Tax
Fund: 205 - Fund Type: D5 – Subfund: 2S9
Prof. Sports Franchise Tax Refunding – Taxable Series "2009B" Debt Service Fund

Project: 205911

<u>Revenues:</u>	<u>2020-21</u>
Programmed Cash Carryover	\$185,000
Transfer from Professional Sport Franchise Tax Revenue Fund (Project 205800)	<u>372,000</u>
Total	<u>\$557,000</u>

<u>Expenditures:</u>	
Interest Payment on Bonds	\$370,000
Reserve for Future Debt Service	185,000
Transfer to Bond Administration (Fund GF 030, Subfund 031)	1,000
Arbitrage Rebate Computation Services	<u>1,000</u>
Total	<u>\$557,000</u>

Special Obligation Bonds – Prof. Sports Franchise Tax
Fund: 205 - Fund Type: D5 – Subfund: 2S9
Prof. Sports Franchise Tax Revenue – Series "2009C" Debt Service Fund

Project: 205921

<u>Revenues:</u>	<u>2020-21</u>
Programmed Cash Reserve	\$3,017,000
Transfer from Professional Sport Franchise Tax Revenue Fund (Project 205800)	<u>3,938,000</u>
Total	<u>\$6,955,000</u>

<u>Expenditures:</u>	
Principal Payment on Bonds	\$3,015,000
Reserve for Future Debt Service	3,930,000
Transfer to Bond Administration (Fund GF 030, Subfund 031)	8,000
Arbitrage Rebate Computation Services	<u>2,000</u>
Total	<u>\$6,955,000</u>

Special Obligation Bonds – Prof. Sports Franchise Tax
Fund: 205 - Fund Type: D5 – Subfund: 2S9
Prof. Sports Franchise Tax Revenue – Taxable Series "2009D" Debt Service Fund

Project: 205931

<u>Revenues:</u>	<u>2020-21</u>
Programmed Cash Reserve	\$177,000
Transfer from Professional Sport Franchise Tax Revenue Fund (Project 205800)	<u>357,000</u>
Total	<u>\$534,000</u>

<u>Expenditures:</u>	
Interest Payment on Bonds	\$354,000
Reserve for Future Debt Service	177,000
Transfer to Bond Administration (Fund GF 030, Subfund 031)	1,000
Arbitrage Rebate Computation Services	<u>2,000</u>
Total	<u>\$534,000</u>

Special Obligation Bonds – Prof. Sports Franchise Tax

Fund: 205 - Fund Type: D5 – Subfund: 2S9

Prof. Sports Franchise Tax Revenue – Variable Rate Series "2009E" Debt Service Fund

Project: 205941

<u>Revenues:</u>	<u>2020-21</u>
Programmed Cash Reserve	\$1,665,000
Transfer from Professional Sport Franchise Tax Revenue Fund (Project 205800)	4,735,000
Interest Earnings	<u>2,000</u>
Total	<u>\$6,402,000</u>

Expenditures:

Interest Payment on Bonds	\$3,322,000
Reserve for Future Debt Service	1,670,000
Transfer to Bond Administration (Fund GF 030, Subfund 031)	8,000
Arbitrage Rebate Computation Services	2,000
Other General and Administrative Expenses (LOC and Remarketing)	<u>1,400,000</u>
Total	<u>\$6,402,000</u>

Special Obligation Bonds – Prof. Sports Franchise Tax

Fund: 205 - Fund Type: D5 – Subfund: 2S4

Prof. Sports Franchise Tax Revenue – Taxable Series "2018" Debt Service Fund

Project: 205952

<u>Revenues:</u>	<u>2020-21</u>
Programmed Cash Reserve	\$2,058,000
Transfer from Professional Sports Franchise Tax Revenue Fund (Project 205800)	<u>3,524,000</u>
Total	<u>\$5,582,000</u>

Expenditures:

Principal Payment on Bonds	\$605,000
Interest Payment on Bonds	2,897,000
Reserve for Future Debt Service	2,069,000
Transfer to Bond Administration (Fund GF 030, Subfund 031)	9,000
Arbitrage Rebate Computation Services	<u>2,000</u>
Total	<u>\$5,582,000</u>

Special Obligation and Refunding Bonds

Fund: 206 - Fund Type: D5 – Subfund: 2P3

Special Obligation & Refg. Bonds – (CDT) – Series "2012A and 2012B" – Revenue Fund

Project: 206300

<u>Revenues:</u>	<u>2020-21</u>
Tax Receipts - Omni Tax Increment Account	\$1,430,000
Transfer – Convention Development Tax Trust (Fund ST 160, Subfund 162)	49,274,000
CDT SWAP Receipts	<u>1,433,000</u>
Total	<u>\$52,137,000</u>

Expenditures:

Transfers to Debt Service Fund - Series 2009 Bonds (Project 206701)	\$131,000
Transfers to Debt Service Fund - Series 2012A Bonds (Project 206703)	13,992,000
Transfers to Debt Service Fund - Series 2012B Bonds (Project 206705)	13,428,000
Transfers to Debt Service Fund - Series 2012B SWAP (Project 206705)	3,821,000
Transfers to Debt Service Fund - Series 2016A Junior Lien Bonds (Project 206707)	4,009,000
Transfers to Debt Service Fund - Series 2016 Bonds (Project 206708)	13,122,000
Transfers to Debt Service Fund - Sunshine State Loan (Project 298502) - for PAC	2,801,000
Transfers to Debt Service Fund - Sunshine State Loan (Project 298503) - for PAC	<u>833,000</u>
Total	<u>\$52,137,000</u>

Subordinate Special Obligation and Refunding Bonds – (CDT)
Fund: 206 - Fund Type: D5 – Subfund: 2P7
Subordinate Spec. Obligation Bonds – (CDT) – Series “2009”

Project: 206701

<u>Revenues:</u>	<u>2020-21</u>
Programmed Cash Reserve	\$894,000
Transfer from Revenue Fund (Project 206300)	131,000
Interest Earnings	18,000
Total	<u>\$1,043,000</u>

<u>Expenditures:</u>	
Arbitrage Rebate Computation Services	\$2,000
Reserve for Future Debt Service - Cash	1,041,000
Total	<u>\$1,043,000</u>

Subordinate Special Obligation and Refunding Bonds – (CDT)
Fund: 206 - Fund Type: D5 – Subfund: 2P6
Subordinate Spec. Obligation & Refg. Bonds – (CDT) – Series “2009” - Reserve Fund

Project: 206702

<u>Revenues:</u>	<u>2020-21</u>
Programmed Cash Reserve	<u>\$9,121,000</u>

<u>Expenditures:</u>	
Reserve for Future Debt Service	<u>\$9,121,000</u>

Special Obligation and Refunding Bonds
Fund: 206 - Fund Type: D5 – Subfund: 2P8
Special Obligation & Refunding Bonds – (CDT) – Series “2012A” Debt Service Fund

Project: 206703

<u>Revenues:</u>	<u>2020-21</u>
Programmed Cash Reserve – Series 2012A – Omni	\$4,219,000
Interest Earnings	100,000
Transfer from Revenue Fund (Project 206300)	<u>13,992,000</u>
Total	<u>\$18,311,000</u>

<u>Expenditures:</u>	
Interest Payments on Bonds	\$8,439,000
Reserve for Future Debt Service – Series 2012A	9,849,000
Arbitrage Rebate Computation Services	2,000
Transfer to Bond Administration (Fund GF 030, Subfund 031)	21,000
Total	<u>\$18,311,000</u>

Subordinate Special Obligation and Refunding Bonds – (CDT)
Fund: 206 - Fund Type: D5 – Subfund: 2P8
Subordinate Spec. Obligation & Refg. Bonds – (CDT) – Series “2012A” - Reserve Fund

Project: 206704

<u>Revenues:</u>	<u>2020-21</u>
Programmed Cash Reserve	<u>\$23,646,000</u>

<u>Expenditures:</u>	
Reserve for Future Debt Service - Cash	<u>\$23,646,000</u>

Subordinate Special Obligation and Refunding Bonds – (CDT)
Fund: 206 - Fund Type: D5 – Subfund: 2P8
Subordinate Spec. Obligation & Refg. Bonds – (CDT) – Series “2012B” - Debt Service Fund

Project: 206705

<u>Revenues:</u>	<u>2020-21</u>
Programmed Cash Reserve – Series 2012B	\$7,413,000
Transfer from Revenue Fund – (Project 206300)	13,428,000
Transfer from Revenue Fund – CDT SWAP (Project 206300)	1,433,000
Interest Earnings	5,000
Total	<u>\$22,279,000</u>

<u>Expenditures:</u>	
Interest Payments on Series 2012B Bonds	\$14,826,000
Reserve for Future Debt Service – Series 2012B	7,413,000
Arbitrage Rebate Computation Services	3,000
Transfer to Bond Administration (Fund GF 030, Subfund 031)	<u>37,000</u>
Total	<u>\$22,279,000</u>

Subordinate Special Obligation and Refunding Bonds – (CDT)
Fund: 206 - Fund Type: D5 – Subfund: 2P8
Subordinate Spec. Obligation & Refg. Bonds – (CDT) – Series “2012B” - Reserve Fund

Project: 206706

<u>Revenues:</u>	<u>2020-21</u>
Programmed Cash Reserve	<u>\$32,430,000</u>

<u>Expenditures:</u>	
Reserve for Future Debt Service - Cash	<u>\$32,430,000</u>

Junior Lien Special Obligation Bonds - (CDT)
Fund: 206 - Fund Type: D5 - Subfund: 2P9
Junior Lien Spec. Obligation & Refd. Bonds - (CDT) - Series "2016" - Debt Service Fund
Phillip and Patricia Frost Museum of Science

Project: 206707

<u>Revenues:</u>	<u>2020-21</u>
Programmed Cash Carryover	\$3,422,000
Transfer from Revenue Fund – (Project 206300)	<u>4,009,000</u>
Total	<u>\$7,431,000</u>

<u>Expenditures:</u>	
Principal Payments on Bonds	\$2,850,000
Interest Payments on Series 2016 Bonds	1,103,000
Reserve for Future Debt Service – Series 2016	3,466,000
Arbitrage Rebate Computation Services	2,000
Transfer to Bond Administration (Fund GF 030, Subfund 031)	<u>10,000</u>
Total	<u>\$7,431,000</u>

Junior Lien Special Obligation Bonds - (CDT)
Fund: 206 - Fund Type: D5 - Subfund: 2Q1
Subordinate Spec. Obligation & Refd. Bonds - (CDT) - Series "2016"

Project: 206708

<u>Revenues:</u>	<u>2020-21</u>
Programmed Cash Carryover	\$7,714,000
Transfer from Revenue Fund – (Project 206300)	<u>13,122,000</u>
Total	<u>\$20,836,000</u>

<u>Expenditures:</u>	
Principal Payments on Bonds	\$2,590,000
Interest Payments on Series 2016 Bonds	10,183,000
Reserve for Future Debt Service – Series 2016	8,029,000
Arbitrage Rebate Computation Services	2,000
Transfer to Bond Administration (Fund GF 030, Subfund 031)	<u>32,000</u>
Total	<u>\$20,836,000</u>

Public Service Tax UMSA Bonds

Special Obligation Bonds – Public Service Tax
Fund: 208 - Fund Type: D5 – Subfund: 2R4
Spec. Obligation Rev. Bonds – Public Service Tax (UMSA) Series "2011" – Debt Service Fund

Project: 208725

<u>Revenues:</u>	<u>2020-21</u>
Transfer from Unincorporated Municipal Service Area General Fund	\$7,028,000
Transfer from Countywide General Fund	308,000
Transfer from General Government Improvement Fund - (GGIF) (Fund CO 310, Subfund 313)	1,150,000
Interest Earnings	3,000
Programmed Cash Reserve	<u>4,950,000</u>
Total	<u>\$13,439,000</u>

<u>Expenditures:</u>	
Principal Payments on Bonds	\$6,810,000
Interest Payments on Bonds	1,618,000
Reserve for Future Debt Service	4,984,000
Transfer to Bond Administration (Fund GF 030, Subfund 031)	21,000
Arbitrage Rebate Computation Services	<u>6,000</u>
Total	<u>\$13,439,000</u>

Transit System Sales Surtax Revenue Bonds

Transit System Sales Surtax Revenue Bonds General Segment
Fund: 209 - Fund Type: D5 – Subfund: 2T4 General Segment
Transit System Sales Surtax Revenue Fund

Project: 209400

<u>Revenues:</u>	<u>2020-21</u>
Transfer from Transit System Sales Surtax Revenue Fund	<u>\$24,569,000</u>

<u>Expenditures:</u>	
Transfer to Debt Service Fund – Series 08 (209403)	\$1,000
Transfer to Debt Service Fund – Series 09 (209404)	2,660,000
Transfer to Debt Service Fund – Series 10 (209405)	2,834,000
Transfer to Debt Service Fund – Series 12 (209406)	7,449,000
Transfer to Debt Service Fund – Series 15 (209407)	5,188,000
Transfer to Debt Service Fund – Series 17 (209408)	1,244,000
Transfer to Debt Service Fund – Series 18 (209409)	513,000
Transfer to Debt Service Fund – Series 19 (209410)	<u>4,680,000</u>
Total	<u>\$24,569,000</u>

Transit System Sales Surtax Revenue Bonds General Segment
Fund: 209 - Fund Type: D5 – Subfund: 2T4 General Segment
Transit System Sales Surtax Reserve Fund

Project: 209401

<u>Revenues:</u>	<u>2020-21</u>
Programmed Cash Reserve - 2006	\$3,372,000
Programmed Surety Reserve (Non-Cash) - 2008	4,589,000
Programmed Cash Reserve - 2009 and 2010	11,465,000
Programmed Cash Reserve - 2012	7,446,000
Total	<u>\$26,872,000</u>

<u>Expenditures:</u>	
Reserve for Future Debt Service - Non-Cash	\$4,589,000
Reserve for Future Debt Service	<u>22,283,000</u>
Total	<u>\$26,872,000</u>

Transit System Sales Surtax Revenue Bonds, Series 08
Fund: 209 - Fund Type: D5 – Subfund: 2T4
Transit System Sales Surtax Debt Service Fund

Project: 209403

<u>Revenues:</u>	<u>2020-21</u>
Transfer from Transit System Sales Surtax Revenue Fund (Project 209400)	<u>\$1,000</u>

<u>Expenditures:</u>	
Arbitrage Rebate Computation Services	<u>\$1,000</u>

Transit System Sales Surtax Revenue Bonds (Tax Exempt), Series 09A&B
Fun: 209 - Fund Type: D5 – Subfund: 2T4
Transit System Sales Surtax Debt Service Fund - Public Works Portion

Project: 209404

<u>Revenues:</u>	<u>2020-21</u>
Transfer from Revenue Fund (Project 209400) Series 2009A	\$2,660,000
Programmed Cash Reserve - Series 2009A	887,000
Total	<u>\$3,547,000</u>

<u>Expenditures:</u>	
Principal Payments on Tax-Exempt Series 2009A Bonds	\$3,410,000
Interest Payments on Tax-Exempt Series 2009A Bonds	136,000
Arbitrage Rebate Computation Services - Series 2009A	1,000
Total	<u>\$3,547,000</u>

Transit System Sales Surtax Revenue Bonds (Tax Exempt), Series 2010A
Fund: 209 - Fund Type: D5 – Subfund: 2T4
Transit System Sales Surtax Debt Service Fund - Public Works Portion

Project: 209405

<u>Revenues:</u>	<u>2020-21</u>
Transfer from Transit System Sales Surtax Revenue Fund (Project 209400) Series 2010B	\$2,834,000
Federal Subsidy Receipts - BABs Series 2010B	828,000
Programmed Federal Subsidy Cash Reserve - BABs Series 2010B	648,000
Total	<u>\$4,310,000</u>

<u>Expenditures:</u>	
Principal Payments on Tax-Exempt Series 2010B Bonds	\$1,071,000
Interest Payments on Taxable (BABs) Series 2010B Bonds	2,590,000
Reserve for Future Debt Service - Series 2010B	648,000
Arbitrage Rebate Computation Services 2010B	1,000
Total	<u>\$4,310,000</u>

Transit System Sales Surtax Revenue Bonds (Tax Exempt), Series 2012

Fund: 209 - Fund Type: D5 - Subfund: 2T4

Transit System Sales Surtax Debt Service Fund - Public Works Portion

Project: 209406

Revenues:

2020-21

Transfer from Transit System Sales Surtax Revenue Fund (Project 209400)
Programmed Cash Reserve

\$7,449,000
1,862,000

Total

\$9,311,000

Expenditures:

Principal Payments
Interest Payments
Reserve for Future Debt Service
Arbitrage Rebate Computation Services

\$2,190,000
5,257,000
1,862,000
2,000

Total

\$9,311,000

Transit System Sales Surtax Revenue Bonds (Tax Exempt), Series 2012

Fund: 209 - Fund Type: D5 - Subfund: 2T4

Transit System Sales Surtax Debt Service Fund - Public Works Portion

Project: 209407

Revenues:

2020-21

Transfer from Revenue Fund (Project 209400)
Programmed Cash Reserve

\$5,188,000
1,296,000

Total

\$6,484,000

Expenditures:

Principal Payments
Interest Payments
Reserve for Future Debt Service
Arbitrage Rebate Computation Services

\$3,066,000
2,119,000
1,297,000
2,000

Total

\$6,484,000

Transit System Sales Surtax Revenue Bonds (Tax Exempt), Series 2017

Fund: 209 - Fund Type: D5 - Subfund: 2T4

Transit System Sales Surtax Debt Service Fund - Public Works Portion

Project: 209408

Revenues:

2020-21

Transfer from Transit System Sales Surtax Revenue Fund (Project 209400)
Programmed Cash Reserve

\$1,244,000
310,000

Total

\$1,554,000

Expenditures:

Interest Payments
Reserve for Future Debt Service
Arbitrage Rebate Computation Services

\$1,242,000
310,000
2,000

Total

\$1,554,000

Transit System Sales Surtax Revenue Bonds (Tax Exempt), Series 2018

Fund: 209 - Fund Type: D5 – Subfund: 2T4

Transit System Sales Surtax Debt Service Fund - Public Works Portion

Project: 209409

<u>Revenues:</u>	<u>2020-21</u>
Transfer from Revenue Fund (Project 209400)	\$513,000
Programmed Cash Reserve	<u>128,000</u>
Total	<u>\$641,000</u>

<u>Expenditures:</u>	
Interest Payments	\$511,000
Reserve for Future Debt Service	128,000
Arbitrage Rebate Computation Services	<u>2,000</u>
Total	<u>\$641,000</u>

Transit System Sales Surtax Revenue Bonds (Tax Exempt), Series 2019

Fund: 209 - Fund Type: D5 – Subfund: 2T4

Transit System Sales Surtax Debt Service Fund - Public Works Portion

Project: 209410

<u>Revenues:</u>	<u>2020-21</u>
Transfer from Revenue Fund (Project 209400)	\$4,680,000
Programmed Cash Reserve	<u>986,000</u>
Total	<u>\$5,666,000</u>

<u>Expenditures:</u>	
Interest Payments	\$3,942,000
Reserve for Future Debt Service	1,722,000
Arbitrage Rebate Computation Services	<u>2,000</u>
Total	<u>\$5,666,000</u>

Courthouse Center Bonds

Special Obligation Bonds – Courthouse Revenue Fund

Fund: 210 - Fund Type: D5 – Subfund: 2C1

Spec. Obligation Bonds – Revenue Fund

Project: 210100

<u>Revenues:</u>	<u>2020-21</u>
\$30 Criminal and Civil Traffic Fines	\$6,516,000
Transfer from Debt Service Reserve Fund (Project 210108)	<u>419,000</u>
Total	<u>\$6,935,000</u>

<u>Expenditures:</u>	
Transfer to Debt Service, Series 2003 (Project 210513)	\$3,809,000
Transfer to Debt Service, Series 2014B (Project 210517)	1,448,000
Transfer to Debt Service, Series 2015 (Project 210519)	<u>1,678,000</u>
Total	<u>\$6,935,000</u>

Special Obligation Bonds – Courthouse Center Project
Fund: 210 - Fund Type: D5 – Subfund: 2C1
Spec. Obligation Bonds – Courthouse Ctr. Proj. – Debt Service Reserve Fund

Project: 210108

<u>Revenues:</u>	<u>2020-21</u>
Programmed Cash Reserve	\$18,483,000
Total	<u>\$18,483,000</u>

<u>Expenditures:</u>	
Reserve for Future Debt Service - Cash (Proposed New Bonds)	\$18,064,000
Transfer to Revenue Fund (Project 210100)	<u>419,000</u>
Total	<u>\$18,483,000</u>

Special Obligation Bonds – Courthouse Center Project
Fund: 210 - Fund Type: D5 – Subfund: 2C5
Spec. Obligation Bonds – Juvenile Courthouse Ctr. Proj. – Series “2003” – Debt Service Fund

Project: 210513

<u>Revenues:</u>	<u>2020-21</u>
Transfer from Revenue Fund (Project 210100)	\$3,809,000
Interest Earnings	2,000
Programmed Cash Reserve - Series B	<u>191,000</u>
Total	<u>\$4,002,000</u>

<u>Expenditures:</u>	
Principal Payments on Series 2003B Bonds	\$1,510,000
Interest Payments on Series 2003B Bonds	2,293,000
Reserve for Future Debt Service - Series B	185,000
Transfer to Bond Administration (Fund GF 030, Subfund 031)	10,000
Arbitrage Rebate Computation Services	<u>4,000</u>
Total	<u>\$4,002,000</u>

Special Obligation Bonds – Courthouse Center Project
Fund: 210 - Fund Type: D5 – Subfund: 2C6
Spec. Obligation Bonds – Juvenile Courthouse Ctr. Proj. – Series “2014B” – Debt Service Fund

Project: 210517

<u>Revenues:</u>	<u>2020-21</u>
Transfer from Revenue Fund (Project 210100)	\$1,448,000
Programmed Cash Reserve - Series 2014B	<u>388,000</u>
Total	<u>\$1,836,000</u>

<u>Expenditures:</u>	
Principal Payments on Series 2014B Bonds	\$535,000
Interest Payments on Series 2014B Bonds	900,000
Reserve for Future Debt Service - Series 2014B	395,000
Transfer to Bond Administration (Fund GF 030, Subfund 031)	4,000
Arbitrage Rebate Computation Services	<u>2,000</u>
Total	<u>\$1,836,000</u>

Special Obligation Bonds – Courthouse Center Project
Fund: 210 - Fund Type: D5 – Subfund: 2C7
Spec. Obligation Bonds – Juvenile Courthouse Ctr. Proj. – Series “2015” – Debt Service Fund
Project: 210519

<u>Revenues:</u>	<u>2020-21</u>
Transfer from Revenue Fund (Project 210100)	\$1,678,000
Programmed Cash Reserve - Series 2015	<u>836,000</u>
Total	<u>\$2,514,000</u>

<u>Expenditures:</u>	
Interest Payments on Series 2015 Bonds	\$1,672,000
Reserve for Future Debt Service - Series 2015	836,000
Transfer to Bond Administration (Fund GF 030, Subfund 031)	4,000
Arbitrage Rebate Computation Services	<u>2,000</u>
Total	<u>\$2,514,000</u>

Stormwater Utility Revenue Bonds

Special Obligation Bonds – Stormwater Utility Revenue Bond Program
Fund: 211 - Fund Type: D5 – Subfund: 2U1
Stormwater Utility Revenue Bond Program - Revenue Fund

Project: 211101

<u>Revenues:</u>	<u>2020-21</u>
Transfer from Stormwater Revenue Fund (Fund SU 140, Subfund 141)	<u>\$4,497,000</u>

<u>Expenditures:</u>	
Transfer to Debt Service Fund – Series 2013 (Project 211105)	<u>\$4,497,000</u>

Special Obligation Bonds – Stormwater Utility Revenue Bond Program
Fund: 211 - Fund Type: D5 – Subfund: 2U1 \$60 Million
Stormwater Utility Revenue Bond Program Series “2013” Bonds, Debt Service Fund

Project: 211105

<u>Revenues:</u>	<u>2020-21</u>
Transfer from Revenue Fund (Project 211101)	\$4,497,000
Interest Earnings	3,000
Programmed Cash Reserve	<u>3,618,000</u>
Total	<u>\$8,118,000</u>

<u>Expenditures:</u>	
Principal Payments on Bonds	\$5,328,000
Interest Payments on Bonds	1,908,000
Reserve for Future Debt Service	862,000
Transfer to Bond Administration (Fund GF 030, Subfund 031)	18,000
Arbitrage Rebate Computation Services	<u>2,000</u>
Total	<u>\$8,118,000</u>

\$44.595 Million Capital Asset Acquisition Fixed Special Obligation Bonds –Series 2009B
Fund: 213 - Fund Type: D5 – Subfund: 2E7
Debt Service Reserve Fund - (BABs Taxable)

Project: 213835

<u>Revenues:</u>	<u>2020-21</u>
Programmed Cash Reserve - BABs - Series 2009B Bonds	<u>\$4,500,000</u>

<u>Expenditures:</u>	
Reserve for Future Debt Service, BABs - Series 2009B Bonds	<u>\$4,500,000</u>

Capital Asset Acquisition Special Obligation Tax Exempt Bonds – Series “2010A”

Fund: 213 - Fund Type: D5 – Subfund: 2F1

Debt Service Reserve Fund - Series 2010A (Tax Exempt) Bonds

Project: 213922

Revenues:

2020-21

Programmed Cash Reserve - Tax Exempt - Series 2010A Bonds

\$1,250,000

Expenditures:

Reserve for Future Debt Service, Tax Exempt Series 2010A Bonds

\$1,250,000

Capital Asset Acquisition Special Obligation Taxable Bonds – Series “2010B”

Fund: 213 - Fund Type: D5 – Subfund: 2F1

Debt Service Reserve Fund - Series 2010B Taxable BABs

Project: 213925

Revenues:

2020-21

Programmed Cash Reserve - BABs - Series 2010B Bonds

\$5,583,000

Expenditures:

Reserve for Future Debt Service, BABs - Series 2010B Bonds

\$5,583,000

Capital Asset Acquisition Special Obligation Bonds, Series 2011A and

Capital Asset Acquisition Taxable Special Obligation Bonds, Series 2011B (Baseball Project)

Fund: 213 - Fund Type: D5 – Subfund: 2F2

Debt Service Fund - Series 2011 A&B Bonds- Baseball Project

Project: 213930

Revenues:

2020-21

Cash Carryover

\$541,000

Transfer from General Government Improvement Fund - (GGIF) (Fund CO 310, Subfund 313)

2,550,000

Total

\$3,091,000

Expenditures:

Principal Payment on Series 2011A Bonds

\$1,495,000

Interest Payments on Series 2011 A Bonds

1,082,000

Reserve For Future Debt Service A

507,000

Arbitrage Rebate Services A

1,000

Transfer to Bond Administration (Fund GF 030, Subfund 031)

6,000

Total

\$3,091,000

Capital Asset Acquisition Special Obligation – Series “2013A”

Fund: 213 - Fund Type: D5 – Subfund: 2F3

Debt Service Fund - Series 2013A Bonds- ERP

Project: 213931

Revenues:

2020-21

Cash Carryover

\$802,000

Transfer from IT Funding Model (Fund GF 050, Subfund 052)

3,517,000

Total

\$4,319,000

Expenditures:

Principal Payments Bonds - 2013A Bonds

\$1,955,000

Interest Payments on Bonds - 2013A Bonds

1,602,000

Reserve For Debt Service - 2013A Bonds

752,000

Arbitrage Rebate Services

1,000

Transfer to Bond Administration (Fund GF 030, Subfund 031)

9,000

Total

\$4,319,000

Capital Asset Acquisition Special Obligation – Series “2013A”

Fund: 213 - Fund Type: D5 – Subfund: 2F3

Debt Service Fund - Series 2013A Bonds- Elections

Project: 213932

Revenues:

	<u>2020-21</u>
Cash Carryover	\$42,000
Transfer from General Government Improvement Fund - (GGIF) (Fund CO 310, Subfund 313)	<u>584,000</u>
Total	<u>\$626,000</u>

Expenditures:

Principal Payments Bonds - 2013A Bonds	\$515,000
Interest Payments on Bonds - 2013A Bonds	81,000
Reserve For Debt Service - 2013A Bonds	28,000
Arbitrage Rebate Services	1,000
Transfer to Bond Administration (Fund GF 030, Subfund 031)	<u>1,000</u>
Total	<u>\$626,000</u>

Capital Asset Acquisition Special Obligation – Series “2013A”

Fund: 213 - Fund Type: D5 – Subfund: 2F3

Debt Service Fund - Series 2013A Bonds- Portables

Project: 213933

Revenues:

	<u>2020-21</u>
Cash Carryover	\$40,000
Transfer from General Government Improvement Fund - (GGIF) (Fund CO 310, Subfund 313)	<u>254,000</u>
Total	<u>\$294,000</u>

Expenditures:

Principal Payments Bonds - 2013A Bonds	\$180,000
Interest Payments on Bonds - 2013A Bonds	78,000
Reserve For Debt Service - 2013A Bonds	34,000
Arbitrage Rebate Services	1,000
Transfer to Bond Administration (Fund GF 030, Subfund 031)	<u>1,000</u>
Total	<u>\$294,000</u>

Capital Asset Acquisition Special Obligation – Series “2013A”

Fund: 213 - Fund Type: D5 – Subfund: 2F3

Debt Service Fund - Series 2013A Bonds- West Lot

Project: 213934

Revenues:

	<u>2020-21</u>
Cash Carryover	\$53,000
Transfer from Internal Service Department (Fund GF 050, Subfund 010)	<u>227,000</u>
Total	<u>\$280,000</u>

Expenditures:

Principal Payments Bonds - 2013A Bonds	\$125,000
Interest Payments on Bonds - 2013A Bonds	104,000
Reserve For Debt Service - 2013A Bonds	49,000
Arbitrage Rebate Services	1,000
Transfer to Bond Administration (Fund GF 030, Subfund 031)	<u>1,000</u>
Total	<u>\$280,000</u>

Capital Asset Acquisition Special Obligation – Series “2013A”
Fund: 213 - Fund Type: D5 – Subfund: 2F3
Debt Service Fund - Series 2013A Bonds- Naranja Lakes

Project: 213935

Revenues:

	<u>2020-21</u>
Cash Carryover	\$86,000
Transfer from Fund Type TF Fund 600 Subfund 607 Project 640TNL	<u>369,000</u>
Total	<u>\$455,000</u>

Expenditures:

Principal Payments Bonds - 2013A Bonds	\$205,000
Interest Payments on Bonds - 2013A Bonds	169,000
Reserve For Debt Service - 2013A Bonds	79,000
Arbitrage Rebate Services	1,000
Transfer to Bond Administration (Fund GF 030, Subfund 031)	<u>1,000</u>
Total	<u>\$455,000</u>

Capital Asset Acquisition Special Obligation – Series “2013A”
Fund: 213 - Fund Type: D5 – Subfund: 2F3
Debt Service Fund - Series 2013A Bonds- Scott Carver/Hope VI

Project: 213936

Revenues:

	<u>2020-21</u>
Cash Carryover	\$279,000
Transfer from General Government Improvement Fund - (GGIF) (Fund CO 310, Subfund 313)	<u>967,000</u>
Total	<u>\$1,246,000</u>

Expenditures:

Principal Payments Bonds - 2013A Bonds	\$420,000
Interest Payments on Bonds - 2013A Bonds	556,000
Reserve For Debt Service - 2013A Bonds	267,000
Arbitrage Rebate Services	1,000
Transfer to Bond Administration (Fund GF 030, Subfund 031)	<u>2,000</u>
Total	<u>\$1,246,000</u>

Capital Asset Acquisition Special Obligation – Series “2013A”
Fund: 213 - Fund Type: D5 – Subfund: 2F3
Debt Service Fund - Series 2013A Bonds- Bus Lease (CAHSD)

Project: 213937

Revenues:

	<u>2020-21</u>
Cash Carryover	\$24,000
Transfer from General Government Improvement Fund - (GGIF) (Fund CO 310, Subfund 313)	<u>335,000</u>
Total	<u>\$359,000</u>

Expenditures:

Principal Payments Bonds - 2013A Bonds	\$295,000
Interest Payments on Bonds - 2013A Bonds	46,000
Reserve For Debt Service - 2013A Bonds	16,000
Arbitrage Rebate Services	1,000
Transfer to Bond Administration (Fund GF 30, Subfund 031)	<u>1,000</u>
Total	<u>\$359,000</u>

Capital Asset Acquisition Special Obligation – Series “2013B”
Fund: 213 - Fund Type: D5 – Subfund: 2F3
Debt Service Fund - Series 2013B Bonds - Answer Center

Project: 213939

Revenues:

	<u>2020-21</u>
Cash Carryover	\$15,000
Transfer from General Government Improvement Fund - (GGIF) (Fund CO 310, Subfund 313)	<u>171,000</u>
Total	<u>\$186,000</u>

Expenditures:

Principal Payments Bonds - 2013B Bonds	\$144,000
Interest Payments on Bonds - 2013B Bonds	29,000
Reserve For Debt Service - 2013B Bonds	11,000
Arbitrage Rebate Services	1,000
Transfer to Bond Administration (Fund GF 030, Subfund 031)	<u>1,000</u>
Total	<u>\$186,000</u>

Capital Asset Acquisition Special Obligation – Series “2013B”
Fund: 213 - Fund Type: D5 – Subfund: 2F3
Debt Service Fund - Series 2013B Bonds- Golf Club of Miami

Project: 213940

Revenues:

	<u>2020-21</u>
Cash Carryover	\$19,000
Transfer from General Government Improvement Fund - (GGIF) (Fund CO 310, Subfund 313)	<u>212,000</u>
Total	<u>\$231,000</u>

Expenditures:

Principal Payments Bonds - 2013B Bonds	\$180,000
Interest Payments on Bonds - 2013B Bonds	36,000
Reserve For Debt Service - 2013B Bonds	13,000
Arbitrage Rebate Services	1,000
Transfer to Bond Administration (Fund GF 030, Subfund 031)	<u>1,000</u>
Total	<u>\$231,000</u>

Capital Asset Acquisition Special Obligation – Series “2013B”
Fund: 213 - Fund Type: D5 – Subfund: 2F3
Debt Service Fund - Series 2013B Bonds- ADA

Project: 213943

Revenues:

	<u>2020-21</u>
Cash Carryover	\$19,000
Transfer from General Government Improvement Fund - (GGIF) (Fund CO 310, Subfund 313)	<u>219,000</u>
Total	<u>\$238,000</u>

Expenditures:

Principal Payments Bonds - 2013B Bonds	\$185,000
Interest Payments on Bonds - 2013B Bonds	37,000
Reserve For Debt Service - 2013B Bonds	14,000
Arbitrage Rebate Services	1,000
Transfer to Bond Administration (Fund GF 030, Subfund 031)	<u>1,000</u>
Total	<u>\$238,000</u>

Capital Asset Acquisition Special Obligation – Series “2013B”

Fund: 213 - Fund Type: D5 – Subfund: 2F3

Debt Service Fund - Series 2013B Bonds- Elections

Project: 213944

Revenues:

	<u>2020-21</u>
Cash Carryover	\$47,000
Transfer from General Government Improvement Fund - (GGIF) (Fund CO 310, Subfund 313)	<u>547,000</u>
Total	<u>\$594,000</u>

Expenditures:

Principal Payments Bonds - 2013B Bonds	\$465,000
Interest Payments on Bonds - 2013B Bonds	92,000
Reserve For Debt Service - 2013B Bonds	35,000
Arbitrage Rebate Services	1,000
Transfer to Bond Administration (Fund GF 030, Subfund 031)	<u>1,000</u>
Total	<u>\$594,000</u>

Capital Asset Acquisition Special Obligation – Series “2013B”

Fund: 213 - Fund Type: D5 – Subfund: 2F3

Debt Service Fund - Series 2013B Bonds- Courthouse Façade

Project: 213945

Revenues:

	<u>2020-21</u>
Cash Carryover	\$59,000
Transfer from General Government Improvement Fund - (GGIF) (Fund CO 310, Subfund 313)	<u>689,000</u>
Total	<u>\$748,000</u>

Expenditures:

Principal Payments Bonds - 2013B Bonds	\$586,000
Interest Payments on Bonds - 2013B Bonds	116,000
Reserve For Debt Service - 2013B Bonds	43,000
Arbitrage Rebate Services	1,000
Transfer to Bond Administration (Fund GF 030, Subfund 031)	<u>2,000</u>
Total	<u>\$748,000</u>

\$29.72 Million Capital Asset Acquisition Fixed Rate Special Obligation – Series “2016A”

Fund: 213 - Fund Type: D5 – Subfund: 2F4

Animal Shelter \$17.54 Million

Project: 213946

Revenues:

	<u>2020-21</u>
Programmed Carryover	\$404,000
Transfer from Animal Services (Fund GF 030, Subfund 022)	331,000
Transfer from General Government Improvement Fund - (GGIF) (Fund CO 310, Subfund 313)	<u>812,000</u>
Total	<u>\$1,547,000</u>

Expenditures:

Principal Payments Bonds - Series 2016A	\$335,000
Interest Payments on Bonds - Series 2016A	808,000
Reserve For Debt Service - Series 2016A	399,000
Arbitrage Rebate Services	2,000
Transfer to Bond Administration (Fund GF 030, Subfund 031)	<u>3,000</u>
Total	<u>\$1,547,000</u>

\$29.72 Million Capital Asset Acquisition Fixed Rate Special Obligation – Series “2016A”

Fund: 213 - Fund Type: D5 – Subfund: 2F4

Liberty City Clinic \$1.915 Million

Project: 213947

Revenues:

	<u>2020-21</u>
Programmed Carryover	\$44,000
Transfer from Animal Services (Fund GF 030, Subfund 022)	<u>126,000</u>
Total	<u>\$170,000</u>

Expenditures:A1486

Principal Payments Bonds - Series 2016A	\$35,000
Interest Payments on Bonds - Series 2016A	88,000
Reserve For Debt Service - Series 2016A	44,000
Arbitrage Rebate Services	2,000
Transfer to Bond Administration (Fund GF 030, Subfund 031)	<u>1,000</u>
Total	<u>\$170,000</u>

\$29.72 Million Capital Asset Acquisition Fixed Rate Special Obligation – Series “2016A”

Fund: 213 - Fund Type: D5 – Subfund: 2F4

Zoo \$2.99 Million

Project: 213948

Revenues:

	<u>2020-21</u>
Programmed Carryover	\$50,000
Transfer from Parks, Recreation and Open Spaces (Fund GF 040, Subfund 008)	<u>341,000</u>
Total	<u>\$391,000</u>

Expenditures:

Principal Payments Bonds - Series 2016A	\$240,000
Interest Payments on Bonds - Series 2016A	101,000
Reserve For Debt Service - Series 2016A	47,000
Arbitrage Rebate Services	2,000
Transfer to Bond Administration (Fund GF 030, Subfund 031)	<u>1,000</u>
Total	<u>\$391,000</u>

\$29.72 Million Capital Asset Acquisition Fixed Rate Special Obligation – Series “2016A”

Fund: 213 - Fund Type: D5 – Subfund: 2F4

Park Improvements \$3.195 Million

Project: 213949

Revenues:

	<u>2020-21</u>
Programmed Carryover	\$61,000
Transfer from General Government Improvement Fund - (GGIF) (Fund CO 310, Subfund 313)	<u>306,000</u>
Total	<u>\$367,000</u>

Expenditures:

Principal Payments Bonds - Series 2016A	\$185,000
Interest Payments on Bonds - Series 2016A	121,000
Reserve For Debt Service - Series 2016A	58,000
Arbitrage Rebate Services	2,000
Transfer to Bond Administration (Fund GF 030, Subfund 031)	<u>1,000</u>
Total	<u>\$367,000</u>

\$193.4 Million Capital Asset Acquisition Fixed Rate Special Obligation – Series “2016B”
Fund: 213 - Fund Type: D5 – Subfund: 2F4
Overtown I \$87.690 Million

Project: 213951

<u>Revenues:</u>	<u>2020-21</u>
Programmed Carryover	\$1,222,000
Transfer from Internal Services Department (Fund GF 050, Subfund 010)	<u>4,778,000</u>
Total	<u>\$6,000,000</u>

<u>Expenditures:</u>	
Principal Payments Bonds - Series 2016B	\$2,380,000
Interest Payments on Bonds - Series 2016B	2,444,000
Reserve For Debt Service - Series 2016B	1,162,000
Arbitrage Rebate Services	2,000
Transfer to Bond Administration (Fund GF 030, Subfund 031)	<u>12,000</u>
Total	<u>\$6,000,000</u>

\$193.4 Million Capital Asset Acquisition Fixed Rate Special Obligation – Series “2016B”
Fund: 213 - Fund Type: D5 – Subfund: 2F4
Overtown II \$87.690 Million

Project: 213952

<u>Revenues:</u>	<u>2020-21</u>
Programmed Carryover	\$392,000
Transfer from Internal Service Department (Fund GF 050, Subfund 010)	<u>1,535,000</u>
Total	<u>\$1,927,000</u>

<u>Expenditures:</u>	
Principal Payments Bonds - Series 2016B	\$765,000
Interest Payments on Bonds - Series 2016B	783,000
Reserve For Debt Service - Series 2016B	373,000
Arbitrage Rebate Services	2,000
Transfer to Bond Administration (Fund GF 030, Subfund 031)	<u>4,000</u>
Total	<u>\$1,927,000</u>

\$193.4 Million Capital Asset Acquisition Fixed Rate Special Obligation – Series “2016B”
Fund: 213 - Fund Type: D5 – Subfund: 2F4
Libraries \$26.110 Million

Project: 213953

<u>Revenues:</u>	<u>2020-21</u>
Programmed Carryover	\$340,000
Transfer from Library Department (Fund SL 090, Subfund 091)	<u>1,581,000</u>
Total	<u>\$1,921,000</u>

<u>Expenditures:</u>	
Principal Payments Bonds - Series 2016B	\$915,000
Interest Payments on Bonds - Series 2016B	679,000
Reserve For Debt Service - Series 2016B	321,000
Arbitrage Rebate Services	2,000
Transfer to Bond Administration (Fund GF 030, Subfund 031)	<u>4,000</u>
Total	<u>\$1,921,000</u>

\$193.4 Million Capital Asset Acquisition Fixed Rate Special Obligation – Series “2016B”

Fund: 213 - Fund Type: D5 – Subfund: 2F4

Purchase and Build Up TECO \$18.600 Million

Project: 213954

Revenues:

	<u>2020-21</u>
Programmed Carryover	\$259,000
Transfer from Internal Service Department (Fund GF 050, Subfund 010)	<u>1,016,000</u>
Total	<u>\$1,275,000</u>

Expenditures:

Principal Payments Bonds - Series 2016B	\$505,000
Interest Payments on Bonds - Series 2016B	518,000
Reserve For Debt Service - Series 2016B	247,000
Arbitrage Rebate Services	2,000
Transfer to Bond Administration (Fund GF 030, Subfund 031)	<u>3,000</u>
Total	<u>\$1,275,000</u>

\$193.4 Million Capital Asset Acquisition Fixed Rate Special Obligation – Series “2016B”

Fund: 213 - Fund Type: D5 – Subfund: 2F4

ETSF Radio Towers Project \$4.785 Million

Project: 213955

Revenues:

	<u>2020-21</u>
Programmed Carryover	\$48,000
Transfer from Information Technology Department (Fund GF 060, Various Subfunds)	<u>335,000</u>
Total	<u>\$383,000</u>

Expenditures:

Principal Payments Bonds - Series 2016B	\$235,000
Interest Payments on Bonds - Series 2016B	97,000
Reserve For Debt Service - Series 2016B	48,000
Arbitrage Rebate Services	2,000
Transfer to Bond Administration (Fund GF 030, Subfund 031)	<u>1,000</u>
Total	<u>\$383,000</u>

\$193.4 Million Capital Asset Acquisition Fixed Rate Special Obligation – Series “2016B”

Fund: 213 - Fund Type: D5 – Subfund: 2F4

Correction Fire System \$10.335 Million

Project: 213956

Revenues:

	<u>2020-21</u>
Programmed Carryover	\$105,000
Transfer from General Government Improvement Fund - (GGIF) (Fund CO 310, Subfund 313)	<u>716,000</u>
Total	<u>\$821,000</u>

Expenditures:

Principal Payments Bonds - Series 2016B	\$515,000
Interest Payments on Bonds - Series 2016B	210,000
Reserve For Debt Service - Series 2016B	92,000
Arbitrage Rebate Services	2,000
Transfer to Bond Administration (Fund GF 030, Subfund 031)	<u>2,000</u>
Total	<u>\$821,000</u>

\$193.4 Million Capital Asset Acquisition Fixed Rate Special Obligation – Series “2016B”
Fund: 213 - Fund Type: D5 – Subfund: 2F4
Hope VI \$15.910 Million

Project: 213957

<u>Revenues:</u>	<u>2020-21</u>
Programmed Carryover	\$222,000
Transfer from General Government Improvement Fund - (GGIF) (Fund CO 310, Subfund 313)	<u>871,000</u>
Total	<u>\$1,093,000</u>

<u>Expenditures:</u>	
Principal Payments Bonds - Series 2016B	\$435,000
Interest Payments on Bonds - Series 2016B	443,000
Reserve For Debt Service - Series 2016B	211,000
Arbitrage Rebate Services	2,000
Transfer to Bond Administration (Fund GF 030, Subfund 031)	<u>2,000</u>
Total	<u>\$1,093,000</u>

\$193.4 Million Capital Asset Acquisition Fixed Rate Special Obligation – Series “2016B”
Fund: 213 - Fund Type: D5 – Subfund: 2F4
New ISD Shop \$19.345 Million

Project: 213958

<u>Revenues:</u>	<u>2020-21</u>
Programmed Carryover	\$252,000
Transfer from Internal Service Department (Fund GF 050, Subfund 010)	<u>1,172,000</u>
Total	<u>\$1,424,000</u>

<u>Expenditures:</u>	
Principal Payments Bonds - Series 2016B	\$680,000
Interest Payments on Bonds - Series 2016B	504,000
Reserve For Debt Service - Series 2016B	235,000
Arbitrage Rebate Services	2,000
Transfer to Bond Administration (Fund GF 030, Subfund 031)	<u>3,000</u>
Total	<u>\$1,424,000</u>

\$193.4 Million Capital Asset Acquisition Fixed Rate Special Obligation – Series “2016B”
Fund: 213 - Fund Type: D5 – Subfund: 2F4
Answer Center \$3.9 Million

Project: 213959

<u>Revenues:</u>	<u>2020-21</u>
Programmed Carryover	\$27,000
Transfer from General Government Improvement Fund - (GGIF) (Fund CO 310, Subfund 313)	<u>58,000</u>
Total	<u>\$85,000</u>

<u>Expenditures:</u>	
Interest Payments on Bonds - Series 2016B	\$55,000
Reserve For Debt Service - Series 2016B	27,000
Arbitrage Rebate Services	2,000
Transfer to Bond Administration (Fund GF 030, Subfund 031)	<u>1,000</u>
Total	<u>\$85,000</u>

\$193.4 Million Capital Asset Acquisition Fixed Rate Special Obligation – Series “2016B”
Fund: 213 - Fund Type: D5 – Subfund: 2F4
ADA Projects \$4.7 Million

Project: 213960

<u>Revenues:</u>	<u>2020-21</u>
Programmed Carryover	\$4,000
Transfer from General Government Improvement Fund - (GGIF) (Fund CO 310, Subfund 313)	<u>10,000</u>
Total	<u>\$14,000</u>
<u>Expenditures:</u>	
Interest Payments on Bonds - Series 2016B	\$7,000
Reserve For Debt Service - Series 2016B	4,000
Arbitrage Rebate Services	2,000
Transfer to Bond Administration (Fund GF 030, Subfund 031)	<u>1,000</u>
Total	<u>\$14,000</u>

\$193.4 Million Capital Asset Acquisition Fixed Rate Special Obligation – Series “2016B”
Fund: 213 - Fund Type: D5 – Subfund: 2F4
Golf Club of Miami \$4.6 Million

Project: 213961

<u>Revenues:</u>	<u>2020-21</u>
Programmed Carryover	\$4,000
Transfer from General Government Improvement Fund - (GGIF) (Fund CO 310, Subfund 313)	<u>10,000</u>
Total	<u>\$14,000</u>
<u>Expenditures:</u>	
Interest Payments on Bonds - Series 2016B	\$7,000
Reserve For Debt Service - Series 2016B	4,000
Arbitrage Rebate Services	2,000
Transfer to Bond Administration (Fund GF 030, Subfund 031)	<u>1,000</u>
Total	<u>\$14,000</u>

\$193.4 Million Capital Asset Acquisition Fixed Rate Special Obligation – Series “2016B”
Fund: 213 - Fund Type: D5 – Subfund: 2F4
Elections Building \$11.7 Million

Project: 213962

<u>Revenues:</u>	<u>2020-21</u>
Programmed Carryover	\$88,000
Transfer from General Government Improvement Fund - (GGIF) (Fund CO 310, Subfund 313)	<u>179,000</u>
Total	<u>\$267,000</u>
<u>Expenditures:</u>	
Interest Payments on Bonds - Series 2016B	\$176,000
Reserve For Debt Service - Series 2016B	88,000
Arbitrage Rebate Services	2,000
Transfer to Bond Administration (Fund GF 030, Subfund 031)	<u>1,000</u>
Total	<u>\$267,000</u>

\$193.4 Million Capital Asset Acquisition Fixed Rate Special Obligation – Series “2016B”
Fund: 213 - Fund Type: D5 – Subfund: 2F4
Courthouse Façade Project \$15 Million

Project: 213963

<u>Revenues:</u>	<u>2020-21</u>
Programmed Carryover	\$12,000
Transfer from General Government Improvement Fund - (GGIF) (Fund CO 310, Subfund 313)	<u>27,000</u>
Total	<u>\$39,000</u>

<u>Expenditures:</u>	
Interest Payments on Bonds - Series 2016B	\$24,000
Reserve For Debt Service - Series 2016B	12,000
Arbitrage Rebate Services	2,000
Transfer to Bond Administration (Fund GF 030, Subfund 031)	<u>1,000</u>
Total	<u>\$39,000</u>

\$193.4 Million Capital Asset Acquisition Fixed Rate Special Obligation – Series “2016B”
Fund: 213 - Fund Type: D5 – Subfund: 2F4
Public Service Tax (UMSA) Series “2006” \$28 Million

Project: 213964

<u>Revenues:</u>	<u>2020-21</u>
Programmed Carryover	\$324,000
Transfer from Unincorporated Municipal Service Area General Fund	<u>1,638,000</u>
Total	<u>\$1,962,000</u>

<u>Expenditures:</u>	
Principal Payments on Bonds - Series 2016B	\$1,010,000
Interest Payments on Bonds - Series 2016B	647,000
Reserve For Debt Service - Series 2016B	299,000
Arbitrage Rebate Services	2,000
Transfer to Bond Administration (Fund GF 030, Subfund 031)	<u>4,000</u>
Total	<u>\$1,962,000</u>

\$193.4 Million Capital Asset Acquisition Fixed Rate Special Obligation – Series “2016B”
Fund: 213 - Fund Type: D5 – Subfund: 2F4
Public Service Tax (UMSA) Series “2007” \$30 Million

Project: 213965

<u>Revenues:</u>	<u>2020-21</u>
Programmed Carryover	\$381,000
Transfer from Unincorporated Municipal Service Area General Fund	<u>1,767,000</u>
Total	<u>\$2,148,000</u>

<u>Expenditures:</u>	
Principal Payments on Bonds - Series 2016B	\$1,025,000
Interest Payments on Bonds - Series 2016B	762,000
Reserve For Debt Service - Series 2016B	355,000
Arbitrage Rebate Services	2,000
Transfer to Bond Administration (Fund GF 030, Subfund 031)	<u>4,000</u>
Total	<u>\$2,148,000</u>

\$74.435 Million Capital Asset Acquisition Fixed Rate Special Obligation – Series “2017A”

Fund: 213 - Fund Type: D5 – Subfund: 2F5

PHT (Tax Exempt) \$26.055 Million

Project: 213966

Revenues:

	<u>2020-21</u>
Programmed Carryover	\$600,000
Transfer from General Government Improvement Fund - (GGIF) (Fund CO 310, Subfund 313)	<u>3,329,000</u>
Total	<u>\$3,929,000</u>

Expenditures:

Principal Payments on Bonds, Series 2017A	\$2,175,000
Interest Payments on Bonds - Series 2017A	1,199,000
Reserve For Debt Service - Series 2017A	545,000
Arbitrage Rebate Services	2,000
Transfer to Bond Administration (Fund GF 030, Subfund 031)	<u>8,000</u>
Total	<u>\$3,929,000</u>

\$74.435 Million Capital Asset Acquisition Fixed Rate Special Obligation – Series “2017A”

Fund: 213 - Fund Type: D5 – Subfund: 2F5

Light Speed Project (Tax Exempt) \$870,000

Project: 213967

Revenues:

	<u>2020-21</u>
Programmed Carryover	\$16,000
Transfer from Internal Service Department (Fund GF 050, Subfund 010)	<u>66,000</u>
Total	<u>\$82,000</u>

Expenditures:

Principal Payments on Bonds, Series 2017A	\$30,000
Interest Payments on Bonds - Series 2017A	33,000
Reserve For Debt Service - Series 2017A	16,000
Arbitrage Rebate Services	2,000
Transfer to Bond Administration (Fund GF 030, Subfund 031)	<u>1,000</u>
Total	<u>\$82,000</u>

\$16.185 million Capital Asset Acquisition Fixed Special Obligation Bonds – Series “2018A”

Fund: 213 - Fund Type: D5 – Subfund: 2F6

\$6,135,000 - Elections-ADA Project

Project: 213968

Revenues:

	<u>2020-21</u>
Programmed Cash Carryover	\$85,000
Transfer from General Government Improvement Fund - (GGIF) (Fund CO 310, Subfund 313)	<u>513,000</u>
Total	<u>\$598,000</u>

Expenditures:

Principal Payments on Bonds, Series 2018A	\$345,000
Interest Payments on Bonds, Series 2018A	170,000
Reserve for Future Debt Service, Series 2018A	79,000
Arbitrage Rebate Services	2,000
Transfer to Bond Administration (Fund GF 030, Subfund 031)	<u>2,000</u>
Total	<u>\$598,000</u>

\$16.185 million Capital Asset Acquisition Fixed Special Obligation Bonds – Series “2018A”

Fund: 213 - Fund Type: D5 – Subfund: 2F6

\$10,050,000 - QNIP Project

Project: 213969

<u>Revenues:</u>	<u>2020-21</u>
Programmed Cash Carryover	\$139,000
Transfer from General Government Improvement Fund - (GGIF) (Fund CO 310, Subfund 313)	<u>834,000</u>
Total	<u>\$973,000</u>
<u>Expenditures:</u>	
Principal Payments on Bonds, Series 2018A	\$560,000
Interest Payments on Bonds, Series 2018A	278,000
Reserve for Future Debt Service, Series 2018A	130,000
Arbitrage Rebate Services	2,000
Transfer to Bond Administration (Fund GF 030, Subfund 031)	<u>3,000</u>
Total	<u>\$973,000</u>

\$64.650 million Capital Asset Acquisition Fixed Special Obligation Bonds – Series “2019A”

Fund: 213 - Fund Type: D5 – Subfund: 2F7

\$8.095 million - Quality Neighborhood Improvement Projects

Project: 213970

<u>Revenues:</u>	<u>2020-21</u>
Programmed Cash Carryover	\$199,000
Transfer from General Government Improvement Fund (Fund CO 310, Subfund 313)	<u>637,000</u>
Total	<u>\$836,000</u>
<u>Expenditures:</u>	
Principal Payments on Bonds, Series 2019A	\$240,000
Interest Payments on Bonds, Series 2019A	398,000
Reserve for Future Debt Service, Series 2019A	193,000
Arbitrage Rebate Services	2,000
Transfer to Bond Administration (Fund GF 030, Subfund 031)	<u>3,000</u>
Total	<u>\$836,000</u>

\$64.650 million Capital Asset Acquisition Fixed Special Obligation Bonds – Series “2019A”

Fund: 213 - Fund Type: D5 – Subfund: 2F7

\$56.555 million - Fire Rescue Helicopters

Project: 213971

<u>Revenues:</u>	<u>2020-21</u>
Programmed Cash Carryover	\$1,390,000
Transfer from General Government Improvement Fund (Fund CO 310, Subfund 313)	<u>4,432,000</u>
Total	<u>\$5,822,000</u>
<u>Expenditures:</u>	
Principal Payments on Bonds, Series 2019A	\$1,680,000
Interest Payments on Bonds, Series 2019A	2,780,000
Reserve for Future Debt Service, Series 2019A	1,348,000
Arbitrage Rebate Services	2,000
Transfer to Bond Administration (Fund GF 030, Subfund 031)	<u>12,000</u>
Total	<u>\$5,822,000</u>

\$96.930 million Capital Asset Acquisition Special Obligation – Series “2019B”

Fund: 213 - Fund Type: D5 – Subfund: 2F7

\$52.222 million Debt Service Fund - Overtown II

Project: 213972

Revenues:

2020-21

Programmed Cash Carryover	\$1,239,000
Transfer from Internal Services Department - Overtown II Project (87%)	<u>3,945,000</u>
Total	<u>\$5,184,000</u>

Expenditures:

Principal Payments Bonds - Overtown II Project (87%)	\$1,497,000
Interest Payments on Bonds - Overtown II Project (87%)	2,478,000
Reserve For Debt Service - Series 2019B Bonds (Overtown II Project)	1,202,000
Arbitrage Rebate Services	1,000
Transfer to Bond Administration (Fund GF 030, Subfund 031)	<u>6,000</u>
Total	<u>\$5,184,000</u>

\$96.930 million Capital Asset Acquisition Special Obligation – Series “2019B”

Fund: 213 - Fund Type: D5 – Subfund: 2F7

\$18.836 million - West Lot Project

Project: 213973

Revenues:

2020-21

Programmed Cash Reserve	\$445,000
Transfer from Internal Services Department	<u>1,463,000</u>
Total	<u>\$1,908,000</u>

Expenditures:

Principal Payments on Bonds, Series 2019B	\$584,000
Interest Payments on Bonds, Series 2019B	890,000
Reserve for Future Debt Service, Series 2019B	430,000
Arbitrage Rebate Services	2,000
Transfer to Bond Administration (Fund GF 030, Subfund 031)	<u>2,000</u>
Total	<u>\$1,908,000</u>

\$96.930 million Capital Asset Acquisition Special Obligation – Series “2019B”

Fund: 213 - Fund Type: D5 – Subfund: 2F7

\$11.111 million - Lightspeed Project

Project: 213974

Revenues:

2020-21

Programmed Cash Carryover	\$263,000
Transfer from Internal Services Department	<u>863,000</u>
Total	<u>\$1,126,000</u>

Expenditures:

Principal Payments on Bonds, Series 2019B	\$344,000
Interest Payments on Bonds, Series 2019B	525,000
Reserve for Future Debt Service, Series 2019B	254,000
Arbitrage Rebate Services	2,000
Transfer to Bond Administration (Fund GF 030, Subfund 031)	<u>1,000</u>
Total	<u>\$1,126,000</u>

\$96.930 million Capital Asset Acquisition Special Obligation – Series “2019B”

Fund: 213 - Fund Type: D5 – Subfund: 2F7

\$6.989 million - Project Close-Out Project

Project: 213975

Revenues:

	<u>2020-21</u>
Programmed Cash Reserve	\$165,000
Transfer from Internal Services Department	131,000
Transfer from General Government Improvement Fund (Fund CO 310, Subfund 313)	<u>414,000</u>
Total	<u>\$710,000</u>

Expenditures:

Principal Payments on Bonds, Series 2019B	\$217,000
Interest Payments on Bonds, Series 2019B	330,000
Reserve for Future Debt Service, Series 2019B	160,000
Arbitrage Rebate Services	2,000
Transfer to Bond Administration (Fund GF 030, Subfund 031)	<u>1,000</u>
Total	<u>\$710,000</u>

Special Obligation Notes-Series “2020”

Fund: 214 - Fund Type: D6 – Subfund: 2N2

\$854,000 - Coral Gables Courthouse

Project: 214106

Revenues:

	<u>2020-21</u>
Programmed Cash Reserve	\$18,000
Transfer from Administrative Office of the Courts	<u>308,000</u>
Total	<u>\$326,000</u>

Expenditures:

Principal Payments on Notes	\$277,000
Interest Payments on Notes	34,000
Reserve for Future Debt Service	12,000
Arbitrage Rebate Services	2,000
Transfer to Bond Administration (Fund GF 030, Subfund 031)	<u>1,000</u>
Total	<u>\$326,000</u>

Special Obligation Notes-Series “2020”

Fund: 214 - Fund Type: D6 – Subfund: 2N2

\$581,000 - Golf Club of Miami-Renovations

Project: 214107

Revenues:

	<u>2020-21</u>
Programmed Cash Reserve	\$13,000
Transfer from Parks Golf Operations (Fund GF 040, Subfund 001)	<u>210,000</u>
Total	<u>\$223,000</u>

Expenditures:

Principal Payments on Notes	\$188,000
Interest Payments on Notes	23,000
Reserve for Future Debt Service	9,000
Arbitrage Rebate Services	2,000
Transfer to Bond Administration (Fund GF 030, Subfund 031)	<u>1,000</u>
Total	<u>\$223,000</u>

Special Obligation Notes-Series "2020"
Fund: 214 - Fund Type: D6 – Subfund: 2N2
\$227,000 - Fire Department- Fleet Replacement

Project: 214108

<u>Revenues:</u>	<u>2020-21</u>
Programmed Cash Reserve	\$6,000
Transfer from Fire Rescue (Fund SF 011, Subfund 111)	<u>84,000</u>
Total	<u>\$90,000</u>

<u>Expenditures:</u>	
Principal Payments on Notes	\$74,000
Interest Payments on Notes	9,000
Reserve for Future Debt Service	4,000
Arbitrage Rebate Services	2,000
Transfer to Bond Administration (Fund GF 030, Subfund 031)	<u>1,000</u>
Total	<u>\$90,000</u>

Special Obligation Notes-Series "2020"
Fund: 214 - Fund Type: D6 – Subfund: 2N2
\$959,000 - Parks & Recreation- Construction of Crandon Clubhouse

Project: 214109

<u>Revenues:</u>	<u>2020-21</u>
Programmed Cash Reserve	\$20,000
Transfer from Sports Tax Revenues-Revenue Fund (Project 205800)	<u>346,000</u>
Total	<u>\$366,000</u>

<u>Expenditures:</u>	
Principal Payments on Notes	\$311,000
Interest Payments on Notes	38,000
Reserve for Future Debt Service	14,000
Arbitrage Rebate Services	2,000
Transfer to Bond Administration (Fund GF 030, Subfund 031)	<u>1,000</u>
Total	<u>\$366,000</u>

Special Obligation Notes-Series "2020"
Fund: 214 - Fund Type: D6 – Subfund: 2N2
\$12.980 million - Coast Guard

Project: 214110

<u>Revenues:</u>	<u>2020-21</u>
Programmed Cash Reserve	\$289,000
Transfer from General Government Improvement Fund (Fund CO 310, Subfund 313)	<u>2,196,000</u>
Total	<u>\$2,485,000</u>

<u>Expenditures:</u>	
Principal Payments on Notes	\$1,650,000
Interest Payments on Notes	576,000
Reserve for Future Debt Service	251,000
Arbitrage Rebate Services	2,000
Transfer to Bond Administration (Fund GF 030, Subfund 031)	<u>6,000</u>
Total	<u>\$2,485,000</u>

\$10.86 Million Police/ASD Vehicle Lease
Miami-Dade County, Florida, Series 2016 - Police/ASD Vehicles
Fund 292 – Loan Agreements
Fund Type: D9 – Subfund: 2M1

Project: 292911

<u>Revenues:</u>	<u>2020-21</u>
Programmed Cash Reserve - Police	\$14,000
Programmed Cash Reserve - Animal Services	1,000
Transfer from General Government Improvement Fund - (GGIF) (Fund CO 310, Subfund 313) Police	2,122,000
Transfer from General Government Improvement Fund - (GGIF) (Fund CO 310, Subfund 313) Animal Services	69,000
Total	<u>\$2,206,000</u>
<u>Expenditures:</u>	
Principal Payment on Loan	\$2,172,000
Interest Payments on Loan	28,000
Transfer to Bond Administration (Fund GF 030, Subfund 031)	6,000
Total	<u>\$2,206,000</u>

\$22.5 Million Multi-Dept. Vehicle Lease
Miami-Dade County, Florida, Series 2017
Fund 292 – Loan Agreements
Fund Type: D9 – Subfund: 2M1

Project: 292912

<u>Revenues:</u>	<u>2020-21</u>
Programmed Cash Reserve	\$2,364,000
Transfer from (Animal Services 5)	12,000
Transfer from (Animal Services 7)	43,000
Transfer from (Board of County Commissioners)	7,000
Transfer from (Elections)	19,000
Transfer from (Corrections and Rehabilitation 5)	661,000
Transfer from (Corrections and Rehabilitation 7)	491,000
Transfer from (Police)	2,336,000
Transfer from (Medical Examiner)	30,000
Transfer from (Parks, Recreation and Open Spaces 7)	634,000
Transfer from (Internal Services)	304,000
Transfer from (Property Appraiser)	30,000
Transfer from (Solid Waste Gen Seg)	161,000
Total	<u>\$7,092,000</u>
<u>Expenditures:</u>	
Principal Payment on Loan	\$4,543,000
Interest Payment on Loan	166,000
Reserve for Future Debt Service	2,364,000
Transfer to Bond Administration (Fund GF 030, Subfund 031)	19,000
Total	<u>\$7,092,000</u>

\$15.728 Million Fire UHF - Equipment Lease
Miami-Dade County, Florida, Series 2018 - Fire UHF Equipment
Fund 292 – Loan Agreements
Fund Type: D9 – Subfund: 2M1

Project: 292913

<u>Revenues:</u>	<u>2020-21</u>
Programmed Cash Reserve	\$211,000
Transfer from General Government Improvement Fund (GGIF) (Fund CO 310, Subfund 313)	2,045,000
Total	<u>\$2,256,000</u>
<u>Expenditures:</u>	
Principal Payments on Loan	\$1,596,000
Interest Payments on Loan	467,000
Reserve for Future Debt Service	188,000
Transfer to Bond Administration (Fund GF 030, Subfund 031)	5,000
Total	<u>\$2,256,000</u>

\$18.112 Million Master Equipment Lease - Tranche 1
Miami-Dade County, Florida, Series 2018 - MELPA-T1
Fund 292 – Loan Agreements
Fund Type: D9 – Subfund: 2M1

Project: 292914

<u>Revenues:</u>	<u>2020-21</u>
Programmed Cash Reserve	\$308,000
Transfer from (Elections)	6,000
Transfer from (Property Appraiser)	11,000
Transfer from (Fire Rescue)	<u>605,000</u>
Total	<u>\$930,000</u>
<u>Expenditures:</u>	
Principal Payment on Loan	\$475,000
Interest Payment on Loan	143,000
Reserve for Future Debt Service	308,000
Transfer to Bond Administration (Fund GF 030, Subfund 031)	<u>4,000</u>
Total	<u>\$930,000</u>

\$27.218 Million Master Equipment Lease - Tranche 2
Miami-Dade County, Florida, Series 2019 - MELPA-T2
Fund 292 – Loan Agreements
Fund Type: D9 – Subfund: 2M1

Project: 292915

<u>Revenues:</u>	<u>2020-21</u>
Programmed Cash Reserve	\$1,949,000
Transfer from (Mosquito Control)	59,000
Transfer from (Department of Transit and Public Works)	479,000
Transfer from (Parks, Recreation and Open Spaces)	58,000
Transfer from (Internal Services)	248,000
Transfer from (Fire Rescue)	728,000
Transfer from (Police)	2,208,000
Transfer from (Animal Services)	64,000
Transfer from (Board of County Commissioners)	12,000
Transfer from (Cultural Affairs)	14,000
Transfer from (Elections)	9,000
Transfer from (Public Defender)	7,000
Transfer from (Juvenile Services)	11,000
Transfer from (Medical Examiner)	16,000
Transfer from (Property Appraiser)	<u>5,000</u>
Total	<u>\$5,867,000</u>
<u>Expenditures:</u>	
Principal Payment on Loan	\$3,512,000
Interest Payment on Loan	386,000
Reserve for Future Debt Service	1,949,000
Transfer to Bond Administration (Fund GF 030, Subfund 031)	<u>20,000</u>
Total	<u>\$5,867,000</u>

\$47.663 million Master Equipment Lease - Tranche 3
Miami-Dade County, Florida, Series 2020 - MELPA-T3
Fund 292 – Loan Agreements
Fund Type: D9 – Subfund: 2M1

Project: 292916

<u>Revenues:</u>	<u>2020-21</u>
Programmed Cash Reserve	\$2,203,000
Transfer from Transit and Public Works	265,000
Transfer from Mosquito Control	18,000
Transfer from Parks, Recreation and Open Spaces	670,000
Transfer from Internal Services Department	289,000
Transfer from Police	2,708,000
Transfer from Animal Services	44,000
Transfer from Board of County Commissioners	7,000
Transfer from Medical Examiner	14,000
Transfer from Property Appraiser	14,000
Transfer from Corrections	62,000
Transfer from Communications	12,000
Transfer from Public Works	<u>314,000</u>

Total \$6,620,000

<u>Expenditures:</u>	
Principal Payment on Loan	\$4,158,000
Interest Payment on Loan	238,000
Reserve for Future Debt Service	2,203,000
Transfer to Bond Administration (Fund GF 030, Subfund 031)	<u>21,000</u>

Total \$6,620,000

\$247.6 Million Sunshine State Governmental Financing Commission
Miami-Dade County, Florida, Series 2011A (\$100 Million)
Fund 292 – Loan Agreements
Fund Type: D9 – Subfund: 2L8

Project: 298502

<u>Revenues:</u>	<u>2020-21</u>
Transfer from Convention Development Tax Revenue (Project 206300)	\$2,801,000
Transfer from Fire Rescue Department (Fund SF 011, Subfund 111)	1,393,000
Transfer from General Government Improvement Fund - (GGIF) (Fund CO 310, Subfund 313)	<u>1,311,000</u>

Total \$5,505,000

<u>Expenditures:</u>	
Principal Payment on Loan	\$4,177,000
Interest Payments on Loan	1,314,000
General and Administrative Expenses	<u>14,000</u>

Total \$5,505,000

\$247.6 Million Sunshine State Governmental Financing Commission
Miami-Dade County, Florida, Series 2011A (\$52 Million)
Fund 292 – Loan Agreements
Fund Type: D9 – Subfund: 2L8

Project: 298503

<u>Revenues:</u>	<u>2020-21</u>
Transfer from Convention Development Tax Revenue (Project 206300)	\$833,000
Transfer from General Government Improvement Fund - (GGIF) (Fund CO 310, Subfund 313)	1,037,000
Transfer from Parks, Recreation and Open Spaces - Marina	<u>298,000</u>

Total \$2,168,000

<u>Expenditures:</u>	
Principal Payment on Loan	\$1,613,000
Interest Payments on Loan	549,000
General and Administrative Expenses	<u>6,000</u>

Total \$2,168,000

**MIAMI-DADE FIRE RESCUE
Developer Donations
(Fund SF 011, Subfund 114)**

<u>Revenues:</u>	<u>2020-21</u>
Carryover	<u>\$140,000</u>
<u>Expenditures:</u>	
Operating Expenditures	<u>\$140,000</u>

**MIAMI-DADE FIRE RESCUE
(Fund SF 011, Subfund 123)**

<u>Revenues:</u>	<u>2020-21</u>
Transfer from Fire Rescue District Fund (Fund SF 011, Subfund 111)	\$3,300,000
Carryover	4,794,000
Federal Grants (HQ Mitigation)	100,000
Interest Earnings	<u>40,000</u>
Total	<u>\$8,234,000</u>

<u>Expenditures:</u>	
Capital Projects - Generators Replacement	\$500,000
Capital Projects - Infrastructure Improvement Program	1,300,000
Capital Projects - Headquarters Structural Rehabilitation	100,000
Capital Projects - Station 27 North Bay Village	0
Capital Projects - Station 29 Sweetwater	100,000
38' Rapid Response Vessel	509,000
Vehicle Purchases	1,047,000
Capital Projects - Reserve	<u>4,678,000</u>
Total	<u>\$8,234,000</u>

**PARKS, RECREATION AND OPEN SPACES
Grants
(Fund SO 130)**

<u>Revenues:</u>	<u>2020-21</u>
Florida Boating Improvement Fund carryover	\$1,644,000
Transfer from RER for Remediation Projects	8,635,000
FEMA Hazard Mitigation Grant	150,000
Florida Department of Transportation	1,219,000
Florida Boating Improvement Fund	757,000
Florida Inland Navigation District	416,000
Florida Department of Environmental Protection	100,000
Community Development Block Grants	277,000
The Children's Trust	1,350,000
Miscellaneous Grants	<u>209,000</u>
Total	<u>\$14,757,000</u>

<u>Expenditures:</u>	
Greenways and Trails	\$1,219,000
Community Development Block Grants	277,000
Remediation Projects	8,635,000
Marina Capital Improvements	2,060,000
Matheson Hammock Seawall	150,000
ZooMiami	100,000
Miscellaneous - The Children's Trust Programs	1,350,000
Miscellaneous - PROS Parks Programs	209,000
Reserve for Florida Boating Improvement Fund	<u>757,000</u>
Total	<u>\$14,757,000</u>

**CULTURAL AFFAIRS
(Fund CO 310, Subfund 310, Project 368037)**

<u>Revenues:</u>	<u>Prior Years</u>	<u>2020-21</u>	<u>Future Years</u>	<u>Total</u>
Coconut grove Parking Revenues	\$1,480,000	\$150,000	\$300,000	\$1,930,000
Interest Earnings	<u>27,000</u>	<u>0</u>	<u>0</u>	<u>27,000</u>
Total	<u>\$1,507,000</u>	<u>\$150,000</u>	<u>\$300,000</u>	<u>\$1,957,000</u>

<u>Expenditures:</u>				
Coconut Grove Playhouse	<u>\$0</u>	<u>\$1,392,000</u>	<u>\$565,000</u>	<u>\$1,957,000</u>

MIAMI-DADE LIBRARY
Library Capital Construction
(Fund CO 310, Subfund 311)

<u>Revenues:</u>	<u>2020-21</u>
Carryover	\$16,343,000
Transfer from Operating Library Fund (Fund SL 090, Subfund 091)	<u>2,500,000</u>
Total	<u>\$18,843,000</u>

<u>Expenditures:</u>	
Construction Expenditures	\$10,837,000
Reserve	<u>8,006,000</u>
Total	<u>\$18,843,000</u>

FINANCE
(Fund CO 310, Subfunds 313, Projects 313115)

<u>Revenues:</u>	<u>Prior Years</u>	<u>2020-21</u>	<u>Future Years</u>	<u>Total</u>
Operating Revenues	<u>\$2,600,000</u>	<u>\$417,000</u>	<u>\$0</u>	<u>\$3,017,000</u>
Total	<u>\$2,600,000</u>	<u>\$417,000</u>	<u>\$0</u>	<u>\$3,017,000</u>

<u>Expenditures</u>				
Reconfigure - 25th and 26th Floors	\$400,000	\$2,200,000	\$0	\$2,600,000
Credit and Collection System Replacement	<u>0</u>	<u>417,000</u>	<u>0</u>	<u>417,000</u>
Total	<u>\$400,000</u>	<u>\$2,617,000</u>	<u>\$0</u>	<u>\$3,017,000</u>

HUMAN RESOURCES
(Fund CO 310, Subfunds 313, Projects 313100)

<u>Revenues:</u>	<u>Prior Years</u>	<u>2020-21</u>	<u>Future Years</u>	<u>Total</u>
Carryover	<u>\$200,000</u>	<u>\$0</u>	<u>\$0</u>	<u>\$200,000</u>

<u>Expenditures</u>				
Reconfigure - 21 and 22 Floors	<u>\$0</u>	<u>\$200,000</u>	<u>\$0</u>	<u>\$200,000</u>

SERIES 2018 EQUIPMENT LEASE
(Fund CO 310 Subfund 313, Project 313120)

<u>Revenues:</u>	<u>Prior Years</u>	<u>2020-21</u>	<u>Future Years</u>	<u>Total</u>
Lease Proceeds	<u>\$15,500,000</u>	<u>\$0</u>	<u>\$0</u>	<u>\$15,500,000</u>

<u>Expenditures:</u>				
Fire Rescue - UHF Radio System Update	<u>\$7,750,000</u>	<u>\$7,750,000</u>	<u>\$0</u>	<u>\$15,500,000</u>

INFORMATION TECHNOLOGY LEADERSHIP COUNCIL (ITLC)
(Fund CO 310, Subfunds 313, Projects 313200)

<u>Revenues:</u>	<u>Prior Years</u>	<u>2020-21</u>	<u>Future Years</u>	<u>Total</u>
ITLC Funding Model Carryover	\$7,437,000	\$0	\$0	\$7,437,000
Transfer from IT Funding Model (Fund GF 030, Subfund 052)	<u>0</u>	<u>505,000</u>	<u>0</u>	<u>505,000</u>
Total	<u>\$7,437,000</u>	<u>\$505,000</u>	<u>\$0</u>	<u>\$7,942,000</u>

<u>Expenditures</u>				
Elections - Administrative Trouble Shooters (ATS) Routing System	\$0	\$60,000	\$0	\$60,000
Elections - Ballot Chain of Custody Tracking System	0	150,000	0	150,000
Elections - Cybersecurity Software	0	100,000	0	100,000
Elections - Upgrade EVIDS to Windows 10	0	255,000	0	255,000
Non- Departmental - Automated Agenda Management System	0	250,000	0	250,000
Parks, Recreation and Open Spaces - Recreation Management System	150,000	178,000	0	328,000
Police - Civil Automation Process	1,436,000	250,000	0	1,686,000
Police - Laboratory Information Management System (LIMS)	2,650,000	250,000	0	2,900,000
Police - SharePoint Platform	559,000	559,000	0	1,118,000
Police - Social Media Analytics Software	500,000	95,000	0	595,000
Property Appraiser - Computer Aided Mass Appraisal System (CAMA)	<u>0</u>	<u>500,000</u>	<u>0</u>	<u>500,000</u>
Total	<u>\$5,295,000</u>	<u>\$2,647,000</u>	<u>\$0</u>	<u>\$7,942,000</u>

INFORMATION TECHNOLOGY
(Fund CO 310, Subfunds 313, Projects 313210)

<u>Revenues:</u>	<u>2020-21</u>
Carryover	\$6,627,000
Transfer from Information Technology (Fund GF 060, Various Subfunds)	<u>9,105,000</u>
Total	<u>\$15,732,000</u>

<u>Expenditures</u>	
Citrix Infrastructure - Virtual Desktop and Thin Clients	\$445,000
Cloud Infrastructure	3,422,000
Deployment of 800MHZ Public Safety Radio Sites	3,823,000
Edge Network Project	3,547,000
Voice Over Internet Protocol (VOIP) Project	1,197,000
Reserve	<u>3,298,000</u>
Total	<u>\$15,732,000</u>

CAPITAL INFRASTRUCTURE INVESTMENT PROGRAM PROJECTS
(Fund CO 310, Subfund 313, Project 313230)

<u>Revenues:</u>	<u>2020-21</u>
Transfer from Internal Services Department (GF 050, Subfund 018)	<u>\$7,346,000</u>

<u>Expenditures</u>	
Future Debt Service Payment Reserve	<u>\$7,346,000</u>

INTERNAL SERVICES
Fleet Capital
(Fund CO 310, Subfund 314)

<u>Revenues:</u>	<u>2020-21</u>
Transfer from Internal Services Department (GF 050, Subfund 067)	<u>\$3,504,000</u>

<u>Expenditures:</u>	
Fleet Capital Expenditures	\$300,000
Fleet Capital Reserve	<u>3,204,000</u>
Total	<u>\$3,504,000</u>

GENERAL GOVERNMENT IMPROVEMENT FUND (GGIF)
(Fund CO 310, Subfunds 313 and 314, Projects 313100, 314006, 314007, 314008 and 314200)

<u>Revenues:</u>	<u>Prior Years</u>	<u>2020-21</u>	<u>Future Years</u>	<u>Total</u>
Prior Years' General Government Improvement Fund (GGIF) Allocation	\$7,063,000	\$0	\$0	\$7,063,000
General Government Improvement Fund (GGIF) Carryover	0	18,391,000	0	18,391,000
Transfer from Countywide General Fund	0	2,933,000	0	2,933,000
Handicapped Parking Fines and Miscellaneous ADA Revenues	0	150,000	0	150,000
Payments in Lieu of Taxes	0	900,000	0	900,000
Pay Telephone Commission	0	2,100,000	0	2,100,000
Public Health Trust Loan Repayment	0	3,329,000	0	3,329,000
Seaquarium Lease Payment	0	400,000	0	400,000
Transfer from Finance Department	0	5,679,000	0	5,679,000
Transfer from Public Housing and Community Development (for debt service)	0	967,000	0	967,000
Transfer from Animal Services (for debt service)	0	73,000	0	73,000
Transfer from Internal Services Department (for debt service)	0	5,322,000	0	5,322,000
Transfer from Information Technology Department (for debt service)	0	703,000	0	703,000
Transfer from Fire Rescue Department (for debt service)	0	2,019,000	0	2,019,000
Baseball Stadium Annual Rent Payment	0	<u>2,550,000</u>	0	<u>2,550,000</u>
Total	<u>\$7,063,000</u>	<u>\$45,516,000</u>	<u>\$0</u>	<u>\$52,579,000</u>

<u>Expenditures:</u>	<u>Prior Years</u>	<u>2020-21</u>	<u>Future Years</u>	<u>Total</u>
Public Safety				
Fire Rescue - Hangar for Air Rescue Helicopter at Opa-Locka	\$890,000	\$696,000	\$0	\$1,586,000
Fire Rescue - Lifeguard Towers	117,000	90,000	193,000	400,000
Judicial - Court Facilities Repairs and Renovations	0	500,000	0	500,000
Police - Neighborhood Safety Initiative	4,135,000	450,000	415,000	5,000,000
Hialeah Courthouse Annual Equipment and Maintenance	0	<u>500,000</u>	0	<u>500,000</u>
Subtotal	<u>\$5,142,000</u>	<u>\$2,236,000</u>	<u>\$608,000</u>	<u>\$7,986,000</u>

GENERAL GOVERNMENT IMPROVEMENT FUND (GGIF) (cont'd)

Neighborhood and Infrastructure

Transportation and Public Works - The Underline	\$377,000	\$123,000	\$0	\$500,000
Transportation and Public Works - Roadway Improvements (UMSA)	936,000	564,000	0	1,500,000
Transportation and Public Works - Infrastructure Improvements	<u>0</u>	<u>2,009,000</u>	<u>0</u>	<u>2,009,000</u>
Subtotal	<u>\$1,313,000</u>	<u>\$2,696,000</u>	<u>\$0</u>	<u>\$4,009,000</u>

General Government

American with Disabilities Act (ADA) Reasonable Accommodations	\$0	\$5,000	\$0	\$5,000
Repairs and Renovations - General Government Improvement Program	<u>0</u>	<u>6,731,000</u>	<u>0</u>	<u>6,731,000</u>
Subtotal	<u>\$0</u>	<u>\$6,736,000</u>	<u>\$0</u>	<u>\$6,736,000</u>

Expenditures:

	<u>Prior Years</u>	<u>2020-21</u>	<u>Future Years</u>	<u>Total</u>
Debt Service				
311 Answer Center (Capital Asset Series 2013B)	\$0	\$171,000	\$0	\$171,000
311 Answer Center (Capital Asset Series 2016B)	0	58,000	0	58,000
Americans with Disabilities Act (Capital Asset Series 2013B)	0	219,000	0	219,000
Americans with Disabilities Act (Capital Asset Series 2016B)	0	10,000	0	10,000
Animal Services - Fleet Vehicles (Equipment Lease Series 2016)	0	73,000	0	73,000
Animal Shelter (Doral) (Capital Asset Series 2016A)	0	812,000	0	812,000
Ballpark Stadium Project (Capital Asset Series 2011A)	0	2,550,000	0	2,550,000
Buses for Community Action and Human Services (Capital Asset series 2013A)	0	335,000	0	335,000
Coast Guard Property (Capital Asset Series 2008B)	0	2,196,000	0	2,196,000
Corrections Fire Systems Phase 4 (Capital Asset Series 2016B)	0	716,000	0	716,000
Cyber Security Phase 1 (Sunshine State Series 2011A)	0	703,000	0	703,000
Dade County Courthouse Façade Repair (Capital Asset Series 2013B)	0	689,000	0	689,000
Dade County Courthouse Façade Repair (Capital Asset Series 2016B)	0	27,000	0	27,000
Elections ADA Voting Equipment (Capital Asset Series 2018A)	0	513,000	0	513,000
Elections Equipment (Capital Asset Series 2013A)	0	584,000	0	584,000
Elections Facility (Capital Asset Series 2013B)	0	547,000	0	547,000
Elections Facility (Capital Asset Series 2016B)	0	179,000	0	179,000
Fire UHF Radio System (Capital Lease Series 2018)	0	2,019,000	0	2,019,000
Fire Boat (Sunshine State Series 2011A)	0	90,000	0	90,000
Future Financing (Various Capital Projects)	0	890,000	0	890,000
Golf Club of Miami (Capital Asset Series 2013B)	0	212,000	0	212,000
Golf Club of Miami (Capital Asset Series 2016B)	0	10,000	0	10,000
Helicopter (Capital Asset Series 2019A)	0	4,432,000	0	4,432,000
Public Housing Improvements (Capital Asset Series 2016B)	0	871,000	0	871,000
Scott Carver and Hope IV (Capital Asset Series 2013A)	0	967,000	0	967,000
Public Housing Projects (Sunshine Series 2011A)	0	334,000	0	334,000
Narrowbanding	0	3,296,000	0	3,296,000
Park Improvements (Capital Asset Series 2016A)	0	306,000	0	306,000
Police - Fleet Vehicles (Equipment Lease Series 2015 and 2016)	0	2,200,000	0	2,200,000
Portable Classrooms for Head Start/ Early Head Start Programs (Capital Asset 2013A)	0	254,000	0	254,000
Project Closeout Costs (Capital Asset Series 2009B)	0	414,000	0	414,000
Public Health Trust - Infrastructure (Sunshine State Series 2011A)	0	1,221,000	0	1,221,000
Public Health Trust - Equipment (Capital Asset Series 2017A)	0	3,329,000	0	3,329,000
Quality Neighborhood Improvement Program (QNIP) (Public Service Tax Bonds Series 2011)	0	1,150,000	0	1,150,000
Quality Neighborhood Improvement Program (QNIP) 2017 (Capital Asset Series 2018A)	0	834,000	0	834,000
Quality Neighborhood Improvement Program (QNIP) 2019 (Future Financing)	<u>0</u>	<u>637,000</u>	<u>0</u>	<u>637,000</u>
Subtotal	<u>\$0</u>	<u>\$33,848,000</u>	<u>\$0</u>	<u>\$33,848,000</u>
Total	<u>\$6,455,000</u>	<u>\$45,516,000</u>	<u>\$608,000</u>	<u>\$52,579,000</u>

**CULTURAL AFFAIRS
(Fund CO 310, Subfund 315)**

Revenues:

	<u>Prior Years</u>	<u>2020-21</u>	<u>Future Years</u>	<u>Total</u>
Knight Foundation Grant	\$0	\$500,000	\$1,500,000	\$2,000,000
State Grant	<u>0</u>	<u>1,000,000</u>	<u>0</u>	<u>1,000,000</u>
Total	<u>\$0</u>	<u>\$1,500,000</u>	<u>\$1,500,000</u>	<u>\$3,000,000</u>

Expenditures:

Coconut Grove Playhouse	\$0	\$500,000	\$1,500,000	\$2,000,000
Joseph Caleb Auditorium	0	500,000	0	500,000
Miami-Dade County Auditorium	<u>0</u>	<u>500,000</u>	<u>0</u>	<u>500,000</u>
Total	<u>\$0</u>	<u>\$1,500,000</u>	<u>\$1,500,000</u>	<u>\$3,000,000</u>

**REGULATORY AND ECONOMIC RESOURCES
Beach Erosion Mitigation and Renourishment
(Fund CO 310, Subfund 315, Grant CPDE04)**

<u>Revenues:</u>	<u>2020-21</u>
Carryover	\$932,000
Army Corps of Engineers	96,200,000
Beach Renourishment Fund	1,500,000
City of Miami Beach Contribution	1,200,000
Florida Department of Environmental Protection	<u>4,286,000</u>
Total	<u>\$104,118,000</u>
<u>Expenditures:</u>	
Construction Expenditures	<u>\$104,118,000</u>

**REGULATORY AND ECONOMIC RESOURCES
Stormwater Utility Capital Program
(Fund CO 310, Subfund 316)**

<u>Revenues:</u>	<u>2020-21</u>
Transfer from Stormwater Utility Fund (Fund 140, Subfund 141)	<u>\$2,170,000</u>
<u>Expenditures:</u>	
Construction Expenditures	<u>\$2,170,000</u>

**TRANSPORTATION AND PUBLIC WORKS
Stormwater Utility Capital Program
(Fund CO 310, Subfund 316, Various Projects)**

<u>Revenues:</u>	<u>2020-21</u>
Transfer from Stormwater Utility Fund (Fund 140, Subfund 141)	<u>\$7,791,000</u>
<u>Expenditures:</u>	
Drainage Improvements	<u>\$7,791,000</u>

**BUILDING BETTER COMMUNITIES GENERAL OBLIGATION BOND PROGRAM
(Fund CB 320, Various Subfunds)**

<u>Revenues:</u>	<u>Prior Years</u>	<u>2020-21</u>	<u>Future Years</u>	<u>Total</u>
Programmed Proceeds	\$2,034,401,000	\$213,286,000	\$678,063,000	\$2,925,750,000
Interest Earnings	<u>36,139,000</u>	<u>0</u>	<u>0</u>	<u>36,139,000</u>
Total	<u>\$2,070,540,000</u>	<u>\$213,286,000</u>	<u>\$678,063,000</u>	<u>\$2,961,889,000</u>
<u>Expenditures:</u>				
Question 1: Water, Sewer and Flood Control	\$228,149,000	\$32,096,000	\$98,549,000	\$358,794,000
Question 2: Park and Recreation Facilities	483,131,000	42,276,000	121,374,000	646,781,000
Question 3: Bridges and Public Infrastructure	221,651,000	35,968,000	76,507,000	334,126,000
Question 4: Public Safety Facilities	140,863,000	24,592,000	159,165,000	324,620,000
Question 5: Emergency and Healthcare Facilities	164,135,000	7,614,000	751,000	172,500,000
Question 6: Public Service and Outreach Facilities	186,479,000	33,500,000	22,014,000	241,993,000
Question 7: Housing for Elderly and Families	161,248,000	7,475,000	16,277,000	185,000,000
Question 8: Cultural, Libraries, and Educational Facilities	426,615,000	28,115,000	71,406,000	526,136,000
Office of the County Attorney	3,541,000	0	0	3,541,000
Finance Department	185,000	50,000	0	235,000
Office of Management and Budget	17,534,000	100,000	0	17,634,000
Reserve	0	0	529,000	529,000
Issuance Costs and Transfer to Debt Service	<u>21,545,000</u>	<u>1,500,000</u>	<u>126,955,000</u>	<u>150,000,000</u>
Total	<u>\$2,055,076,000</u>	<u>\$213,286,000</u>	<u>\$693,527,000</u>	<u>\$2,961,889,000</u>

**QUALITY NEIGHBORHOOD IMPROVEMENT PROGRAM (QNIP IV)
Series 2006 Public Service Tax Revenue Bonds
(Fund CB 361, Subfund 004)**

<u>Revenues:</u>	<u>Prior Years</u>	<u>2020-21</u>	<u>Future Years</u>	<u>Total</u>
Bond Proceeds	<u>\$554,000</u>	<u>\$0</u>	<u>\$0</u>	<u>\$554,000</u>
<u>Expenditures:</u>				
Other Legally Eligible Project Costs	<u>\$0</u>	<u>\$554,000</u>	<u>\$0</u>	<u>\$554,000</u>

QUALITY NEIGHBORHOOD IMPROVEMENT PROGRAM (QNIP V)
Series 2007 Public Service Tax Revenue Bonds
(Fund CB 361, Subfund 005)

<u>Revenues:</u>	<u>Prior Years</u>	<u>2020-21</u>	<u>Future Years</u>	<u>Total</u>
Bond Proceeds	<u>\$1,365,000</u>	<u>\$0</u>	<u>\$0</u>	<u>\$1,365,000</u>

Expenditures:

Other Legally Eligible Project Costs	<u>\$0</u>	<u>\$1,365,000</u>	<u>\$0</u>	<u>\$1,365,000</u>
--------------------------------------	------------	--------------------	------------	--------------------

TRANSPORTATION AND PUBLIC WORKS
People's Transportation Plan
(Fund CO 325)

Revenues:

	<u>2020-21</u>
Transfer from People's Transportation Plan (Fund 402)	<u>\$2,183,000</u>

Expenditures:

People's Transportation Plan Operating Expenditures	<u>\$2,183,000</u>
---	--------------------

TRANSPORTATION AND PUBLIC WORKS
Secondary Gas Tax Program
(Fund CO 330, Various Subfunds)

Revenues:

	<u>2020-21</u>
Carryover	<u>\$2,270,000</u>
Transfer from Transportation Trust Fund (Fund 51-510, Subfund 511)	<u>16,134,000</u>
Total	<u>\$18,404,000</u>

Expenditures:

2020-21 Secondary Gas Tax Program Expenditures	<u>\$13,077,000</u>
Transfer to Metropolitan Planning Organization (Fund 730)	<u>797,000</u>
Transfer to Parks, Recreation and Open Spaces for Special Taxing District Maintenance	<u>514,000</u>
Transfer to Parks, Recreation and Open Spaces for Roadside Maintenance and Landscaping	<u>4,016,000</u>
Total	<u>\$18,404,000</u>

TRANSPORTATION AND PUBLIC WORKS
Public Works Reimbursement and Grant Fund
(Fund CO 331, Various Subfunds)

Revenues:

	<u>2020-21</u>
Florida Department of Transportation Grant Funds	<u>\$1,500,000</u>
Florida Department of Transportation County Incentive Grant Funds	<u>1,900,000</u>
Interagency and Other Contributions	<u>7,709,000</u>
State Florida and Inland Navigational District Grants	<u>122,000</u>
Total	<u>\$11,231,000</u>

Expenditures:

Public Works Capital Project Reimbursement and Grants	<u>\$11,231,000</u>
---	---------------------

TRANSPORTATION AND PUBLIC WORKS
Capital Improvement Local Option Gas Tax Collections (Three Cents)
(Fund CO 337, Various Subfunds)

Revenues:

	<u>2020-21</u>
Carryover	<u>\$839,000</u>
Transfer from Transportation Trust Fund (Fund 51-510, Subfund 511)	<u>19,907,000</u>
Total	<u>\$20,746,000</u>

Expenditures:

Transfer to Transit Capital Project Fund (Fund ET 412)	<u>\$20,261,000</u>
Transfer to Capital Improvement Local Option Gas Tax Program (Fund CO 337, Subfunds 201-299)	<u>485,000</u>
Total	<u>\$20,746,000</u>

**TRANSPORTATION AND PUBLIC WORKS
IMPACT FEE PROGRAM - ROADWAY CONSTRUCTION
(Fund CI 340, Various Subfunds)**

<u>Revenues:</u>	<u>2020-21</u>
Carryover	\$411,299,000
Impact Fees	<u>99,644,000</u>
Total	<u>\$510,943,000</u>
<u>Expenditures:</u>	
Roadway Construction Projects	\$150,726,000
Reserve for Future Capital Projects	<u>360,217,000</u>
Total	<u>\$510,943,000</u>

**MIAMI-DADE FIRE RESCUE
Fire Rescue Impact Fees
(Fund CI 341)**

<u>Revenues:</u>	<u>2020-21</u>
Carryover	\$34,000,000
Impact Fees	<u>16,018,000</u>
Total	<u>\$50,018,000</u>
<u>Expenditures:</u>	
North Miami Fire Rescue Station (Station 18)	\$2,647,000
Fleet Shop	10,000,000
Dolphin Fire Rescue Station (Station 68)	2,188,000
Eureka Fire Rescue Station (Station 71)	645,000
Miscellaneous Fire Rescue Capital Projects	5,000,000
Reserve for Future Projects	<u>29,538,000</u>
Total	<u>\$50,018,000</u>

**MIAMI-DADE POLICE DEPARTMENT
Police Impact Fees
(Fund CI 342)**

<u>Revenues:</u>	<u>2020-21</u>
Carryover	\$12,022,000
Impact Fees	1,392,000
Interest Earnings	<u>104,000</u>
Total	<u>\$13,518,000</u>
<u>Expenditures:</u>	
Armored Medical Response Vehicle	\$143,000
Equipment Purchases	750,000
Headquarters Media and Meeting Room Renovation	685,000
Keyless Entry System	80,000
New Police District Station (Land)	250,000
Police Equipment - Portable Forts	330,000
Law Enforcement Records Management System (LERMS)	500,000
Range Tower & Target Systems	200,000
Real Time Crime Center and Related Systems	67,000
Upgrades to Conference Rooms	59,000
Reserve for Future Expenditures	<u>10,454,000</u>
Total	<u>\$13,518,000</u>

PARKS, RECREATION AND OPEN SPACES
Impact Fees
(Fund CI 343)

<u>Revenues:</u>	<u>2020-21</u>
Carryover	\$34,244,000
Interest	300,000
Impact Fees	<u>4,270,000</u>
Total	<u>\$38,814,000</u>

<u>Expenditures:</u>	
Land Acquisition and Development (PBD 1)	\$834,000
Land Acquisition and Development (PBD 2)	1,818,000
Land Acquisition and Development (PBD 3)	1,977,000
Reserve for future expenses	<u>34,185,000</u>
Total	<u>\$38,814,000</u>

REGULATORY AND ECONOMIC RESOURCES
Impact Fee Administration
(Fund CI 349, Subfund 999)

<u>Revenues:</u>	<u>2020-21</u>
Carryover	\$15,832,000
Impact Fees	<u>3,428,000</u>
Total	<u>\$19,260,000</u>

<u>Expenditures:</u>	
Operating Expenditures	\$2,715,000
Administrative Reimbursements	80,000
Reserves	<u>16,465,000</u>
Total	<u>\$19,260,000</u>

SPECIAL OBLIGATION BOND SERIES 2005B
(Fund CB 360 Subfund 013, Project 368037)

<u>Revenues:</u>	<u>Prior Years</u>	<u>2020-21</u>	<u>Future Years</u>	<u>Total</u>
Convention Development Tax Financing	<u>\$5,000,000</u>	<u>\$0</u>	<u>\$0</u>	<u>\$5,000,000</u>

<u>Expenditures:</u>	<u>Prior Years</u>	<u>2020-21</u>	<u>Future Years</u>	<u>Total</u>
Coconut Grove Playhouse	<u>\$119,000</u>	<u>\$4,881,000</u>	<u>\$0</u>	<u>\$5,000,000</u>

2006 SUNSHINE STATE LOAN
(Fund CB 360, Subfund 103, Project 360111)

<u>Revenues:</u>	<u>Prior Years</u>	<u>2020-21</u>	<u>Future Years</u>	<u>Total</u>
Loan Proceeds	<u>\$4,000,000</u>	<u>\$0</u>	<u>\$0</u>	<u>\$4,000,000</u>

<u>Expenditures:</u>	<u>Prior Years</u>	<u>2020-21</u>	<u>Future Years</u>	<u>Total</u>
Fire Rescue Projects - Sweetwater (Station 29)	<u>\$3,100,000</u>	<u>\$900,000</u>	<u>\$0</u>	<u>\$4,000,000</u>

2007 SUNSHINE STATE LOAN
(Fund CB 360, Subfund 104)

<u>Revenues:</u>	<u>Prior Years</u>	<u>2020-21</u>	<u>Future Years</u>	<u>Total</u>
Loan Proceeds	<u>\$291,000</u>	<u>\$0</u>	<u>\$0</u>	<u>\$291,000</u>

<u>Expenditures:</u>	<u>Prior Years</u>	<u>2020-21</u>	<u>Future Years</u>	<u>Total</u>
Venetian Causeway - Bridge Planning And Design	<u>\$200,000</u>	<u>\$91,000</u>	<u>\$0</u>	<u>\$291,000</u>

CAPITAL ASSET ACQUISITION BOND
Series 2018A Projects
(Fund CB 361, Subfund 007, Various Projects)

<u>Revenues:</u>	<u>Prior Years</u>	<u>2020-21</u>	<u>Future Years</u>	<u>Total</u>
Bond Proceeds	<u>\$10,000,000</u>	<u>\$0</u>	<u>\$0</u>	<u>\$10,000,000</u>

<u>Expenditures:</u>	<u>Prior Years</u>	<u>2020-21</u>	<u>Future Years</u>	<u>Total</u>
Quality Neighborhood Improvement Program	<u>\$4,939,000</u>	<u>\$5,061,000</u>	<u>\$0</u>	<u>\$10,000,000</u>

CAPITAL ASSET ACQUISITION BOND
Series 2019A Projects
(Fund CB 362, Subfund 011, Various Projects)

<u>Revenues:</u>	<u>Prior Years</u>	<u>2020-21</u>	<u>Future Years</u>	<u>Total</u>
Bond Proceeds	\$79,120,000	\$0	\$0	\$79,120,000

<u>Expenditures:</u>	<u>Prior Years</u>	<u>2020-21</u>	<u>Future Years</u>	<u>Total</u>
Fire Rescue - Helicopter	\$17,280,000	\$51,840,000	\$0	\$69,120,000
Quality Neighborhood Improvement Program	<u>1,023,000</u>	<u>8,977,000</u>	<u>0</u>	<u>10,000,000</u>
Total	<u>\$18,303,000</u>	<u>\$60,817,000</u>	<u>\$0</u>	<u>\$79,120,000</u>

CAPITAL ASSET ACQUISITION BOND
Series 2016A
(Fund CB 362, Subfund 010, Project 362663 and 362666)

<u>Revenues:</u>	<u>Prior Years</u>	<u>2020-21</u>	<u>Future Years</u>	<u>Total</u>
Bond Proceeds	\$1,590,000	\$0	\$0	\$1,590,000

<u>Expenditures:</u>	<u>Prior Years</u>	<u>2020-21</u>	<u>Future Years</u>	<u>Total</u>
Animal Services Projects				
Pet Adoption and Protection Center	\$686,000	\$228,000	\$0	\$914,000
Parks, Recreation and Open Spaces Projects				
Camp Owaissa Bauer - Well Water Treatment	0	70,000	0	70,000
Environmental Remediation - Millers Pond Park	61,000	140,000	0	201,000
Little River Park	<u>44,000</u>	<u>361,000</u>	<u>0</u>	<u>405,000</u>
Total	<u>\$791,000</u>	<u>\$799,000</u>	<u>\$0</u>	<u>\$1,590,000</u>

TRANSPORTATION AND PUBLIC WORKS
People's Transportation Plan - Public Works Capital Program
(Fund CB 390)

<u>Revenues:</u>	<u>2020-21</u>
People's Transportation Plan Bond Proceeds	\$29,480,000

<u>Expenditures:</u>	<u>2020-21</u>
Public Works - PTP Capital Expenditures	\$29,480,000

PEOPLE'S TRANSPORTATION PLAN FUND
Capital Expansion Reserve Fund
(Fund SP 402, Subfund 404)

<u>Revenues:</u>	<u>2020-21</u>
Carryover	\$61,199,000
Transfer from PTP Revenue Fund (Fund SP 402, Subfund 402)	<u>10,122,000</u>
Total	<u>\$71,321,000</u>

<u>Expenditures:</u>	<u>2020-21</u>
SMART Plan (Project Development and Environmental Studies) Expenditures	\$3,680,000
SMART Plan South Dade Transitway (South Corridor) Expenditures	35,143,000
SMART Plan Aventura Station Expenditures	30,000,000
Ending Fund Balance	<u>2,498,000</u>
Total	<u>\$71,321,000</u>

TRANSPORTATION AND PUBLIC WORKS
Grant Restricted Capital Project Funds
(Fund ET 412)

<u>Revenues:</u>	<u>2020-21</u>
FTA 5339 Bus and Bus Facility Formula Grant	\$7,636,000
FTA 5307/5309 Formula Grant	95,452,000
FTA 5309 Discretionary Grant	45,279,000
Transfer from CILOGT Fund (CO 337, Subfund 337)	20,261,000
Florida Department of Transportation Grant Funds	89,233,000
City of Miami Park Impact Fees	602,000
City of Miami Beach Contribution	417,000
City of Miami Contribution	<u>417,000</u>
 Total	 <u>\$259,297,000</u>
 <u>Expenditures:</u>	
Transit Capital Project Expenditures	<u>\$259,297,000</u>

TRANSPORTATION AND PUBLIC WORKS
Transit - Capital Project Funds
(Fund ET 414)

<u>Revenues:</u>	<u>2020-21</u>
Lease Financing Proceeds	\$155,975,000
Transfer from People's Transportation Plan Fund (SP 402)	10,578,000
PTP Bond Program Proceeds	<u>304,670,000</u>
 Total	 <u>\$471,223,000</u>
 <u>Expenditures:</u>	
Transit Bus Replacement Purchases	\$155,975,000
Transit SMART Plan South Dade Transit Way (South Corridor) Expenditures	10,078,000
Transit PTP Capital Improvement Plan Expenditures	<u>305,170,000</u>
 Total	 <u>\$471,223,000</u>

SEAPORT
Construction Fund
(Fund ES 421)

<u>Revenues:</u>	<u>2020-21</u>
Financing Proceeds	\$364,465,000
FDOT Funds	24,695,000
Federal Transportation Grant	6,000,000
US DOT	<u>22,000,000</u>
 Total	 <u>\$417,160,000</u>
 <u>Expenditures:</u>	
Construction Projects	<u>\$417,160,000</u>

SEAPORT
Interest and Sinking Fund
(Fund ES 423)

<u>Revenues:</u>	<u>2020-21</u>
Transfer from Seaport Revenue Fund (Fund ES 420)	<u>\$44,118,000</u>
 <u>Expenditures:</u>	
Construction Projects	<u>\$44,118,000</u>

SEAPORT
General Fund
(Fund ES 424)

<u>Revenues:</u>	<u>2020-21</u>
Transfer from Seaport Revenue Fund (Fund ES 420)	<u>\$41,918,000</u>
 <u>Expenditures:</u>	
Principal and Interest Payments	\$41,718,000
Non-operating Expenditures	<u>200,000</u>
 Total	 <u>\$41,918,000</u>

**PARKS, RECREATION AND OPEN SPACES
Rickenbacker Causeway Capital Fund
(Fund ER 431, Various Subfunds)**

<u>Revenues:</u>	<u>2020-21</u>
Carryover	\$12,808,000
Florida Department of Transportation	\$2,056,000
Transfer from Operating Fund (Fund ER 430)	2,946,000
Transfer from Operating and Replacement Fund (Fund ER 430)	<u>1,125,000</u>
Total	<u>\$18,935,000</u>
<u>Expenditures:</u>	
Capital Projects	\$12,305,000
Renewal and Replacement Reserve	<u>6,630,000</u>
Total	<u>\$18,935,000</u>

**PARKS, RECREATION AND OPEN SPACES
Venetian Causeway Capital Fund
(Fund EN 438, Subfund 002)**

<u>Revenues:</u>	<u>2020-21</u>
FDOT County Incentive Grant Program	1,553,000
FEMA Reimbursements	147,000
Transfer from Operating Fund (Fund ER 438 Subfund 001)	<u>\$3,399,000</u>
Total	<u>\$5,099,000</u>
<u>Expenditures:</u>	
Capital Projects	<u>\$5,099,000</u>

**CAPITAL ASSET ACQUISITION BOND
Series 2010A
(Fund EN 438 Subfund 005, Project V2010A)**

<u>Revenues:</u>	<u>Prior Years</u>	<u>2020-21</u>	<u>Future Years</u>	<u>Total</u>
Bond Proceeds	<u>\$2,038,000</u>	<u>\$0</u>	<u>\$0</u>	<u>\$2,038,000</u>
<u>Expenditures:</u>				
Venetian Bridge - Planning and Design	<u>\$1,038,000</u>	<u>\$1,000,000</u>	<u>\$0</u>	<u>\$2,038,000</u>

**DEPARTMENT OF SOLID WASTE MANAGEMENT
Waste Collection Capital Projects
(Fund EW 470, Subfund C10)**

<u>Revenues:</u>	<u>Prior Years</u>	<u>2020-21</u>	<u>Future Years</u>	<u>Total</u>
Transfer from Operating Subfund 470	<u>\$20,000</u>	<u>\$1,470,000</u>	<u>\$11,940,000</u>	<u>\$13,430,000</u>
<u>Expenditures:</u>				
Trash and Recycling Center Improvements	\$20,000	\$1,470,000	\$8,140,000	\$9,630,000
Collection Facility - Improvements	<u>0</u>	<u>0</u>	<u>3,800,000</u>	<u>3,800,000</u>
Total	<u>\$20,000</u>	<u>\$1,470,000</u>	<u>\$11,940,000</u>	<u>\$13,430,000</u>

**DEPARTMENT OF SOLID WASTE MANAGEMENT
Debt Service
(Fund EW 470)**

<u>Revenues:</u>	<u>2020-21</u>
Intradepartmental Transfer from Waste Collection Operations	<u>\$6,831,000</u>
<u>Expenditures:</u>	
Fleet Loan Financing	<u>\$6,831,000</u>

DEPARTMENT OF SOLID WASTE MANAGEMENT
Waste Disposal Capital Projects
(Fund EW 490 Subfund, C10)

Revenues:	Prior Years	2020-21	Future Years	Total
Solid Waste System Revenue Bonds, Series 2001	\$0	\$0	\$0	\$0
Solid Waste System Revenue Bonds, Series 2005	21,431,000	0	0	\$21,431,000
Solid Waste System Revenue Bonds, Series 2015	39,361,000	0	0	\$39,361,000
Interest Earnings	4,705,000	0	0	\$4,705,000
Future Waste Debt	0	0	26,150,000	\$26,150,000
Transfer from Operating Subfund 491	18,475,000	9,142,000	170,710,000	\$198,327,000
Utility Service Fee	164,000	320,000	99,361,000	\$99,845,000
Donations	<u>1,000,000</u>	<u>0</u>	<u>0</u>	<u>1,000,000</u>
Total	<u>\$85,136,000</u>	<u>\$9,462,000</u>	<u>\$296,221,000</u>	<u>\$390,819,000</u>

Expenditures:

58 Street Home Chemical Collection Center and Area Drainage Improvements	\$1,048,000	\$1,990,000	\$0	\$3,038,000
Central Transfer Station Compactor Replacement	0	332,000	11,670,000	12,002,000
Disposal Facilities Improvements	0	0	2,944,000	2,944,000
Disposal System Facilities Backup Power Generators	957,000	0	1,060,000	2,017,000
Landfill Construction, Closure and Remediation Future Projects	0	0	110,951,000	110,951,000
Miami Gardens Landfill Closure	164,000	320,000	3,010,000	3,494,000
Munisport Landfill Closure Grant	29,524,000	2,354,000	3,854,000	35,732,000
New Transfer Station - North East	0	0	27,700,000	27,700,000
New Transfer Station - South	0	200,000	39,800,000	40,000,000
North Dade Landfill Vertical Expansion	100,000	260,000	90,000	450,000
North Dade Landfill Facilities Improvements	0	190,000	190,000	380,000
North Dade Landfill Access Road Improvements	0	40,000	210,000	250,000
North Dade Landfill Scale House Improvements	20,000	370,000	320,000	710,000
North Dade Landfill - Groundwater Remediation	0	0	1,768,000	1,768,000
North Dade Landfill Land Purchase	0	0	6,800,000	6,800,000
North Dade Landfill Gas Management System	0	120,000	1,615,000	1,735,000
Northeast Transfer Station Building Upgrade	0	325,000	1,465,000	1,790,000
Northeast Transfer Station Equipment	0	220,000	5,960,000	6,180,000
Northeast Transfer Station Tipping Floor	45,000	230,000	1,600,000	1,875,000
Northeast Transfer Station Improvements	0	375,000	990,000	1,365,000
Resources Recovery - Capital Improvement Projects	14,731,000	0	26,000,000	40,731,000
Resources Recovery Ash Landfill Cell 20 Closure	0	0	216,000	216,000
South Dade Landfill Cell 4 Closure	1,000	0	15,285,000	15,286,000
South Dade Landfill Gas Collection and Control System	0	1,330,000	2,750,000	4,080,000
South Dade Landfill Groundwater	0	0	454,000	454,000
South Dade Landfill Sequence Batch Reactor	0	598,000	2,858,000	3,456,000
South Dade Landfill Stormwater System	0	0	445,000	445,000
South Dade Landfill Building Improvements	0	200,000	1,490,000	1,690,000
South Dade Landfill Access Road	45,000	490,000	490,000	1,025,000
South Dade Scalehouse	0	565,000	320,000	885,000
South Dade Landfill Horizontal Expansion	0	50,000	750,000	800,000
South Dade Landfill Land Purchase	0	0	5,300,000	5,300,000
South Dade Landfill Tipping Floor Improvement	2,419,000	605,000	1,175,000	4,199,000
Virginia Key Landfill Closure	5,380,000	370,000	40,250,000	46,000,000
West Transfer Station Improvements	0	12,000	1,295,000	1,307,000
West Transfer Station Building Upgrade	0	640,000	1,704,000	2,344,000
West Transfer Station Equipment	<u>100,000</u>	<u>0</u>	<u>1,320,000</u>	<u>1,420,000</u>
Total	<u>\$54,534,000</u>	<u>\$12,186,000</u>	<u>\$324,099,000</u>	<u>\$390,819,000</u>

DEPARTMENT OF SOLID WASTE MANAGEMENT
Debt Service
(Fund EW 490, various Subfunds)

Revenues:	2020-21
Transfer from Disposal Operations (Subfunds 491, 493 and 499)	<u>\$4,133,000</u>
Expenditures:	
Principal Payments on the Series 2015 Revenue Bonds	\$3,404,000
Interest Payments on the Series 2015 Revenue Bonds	<u>729,000</u>
Total	<u>\$4,133,000</u>

FUTURE DEBT OBLIGATIONS

<u>Revenues:</u>	<u>Prior Years</u>	<u>2020-21</u>	<u>Future Years</u>	<u>Total</u>
Financing Proceeds	<u>\$68,936,000</u>	<u>\$164,346,000</u>	<u>\$1,358,256,000</u>	<u>\$1,591,538,000</u>
Expenditures:				
Communications - Customer Relationship Management Modernization	\$0	\$2,000,000	\$500,000	\$2,500,000
Countywide Infrastructure Improvement Plan (CIIP) Program	40,129,000	59,506,000	954,421,000	1,054,056,000
Fire Rescue - Infrastructure Improvement Program	0	3,000,000	128,680,000	131,680,000
Fire Rescue - North Bay Village (Station 27)	0	250,000	4,000,000	4,250,000
Information Technology - Computer Aided Dispatch (CAD) Replacement	5,828,000	16,292,000	34,029,000	56,149,000
Information Technology - Criminal Justice Information System (CJIS)	5,399,000	17,525,000	32,634,000	55,558,000
Information Technology - Cybersecurity Strategic Evolution Plan	0	4,248,000	11,518,000	15,766,000
Information Technology - Full Enterprise Resource Planning Implementation	17,580,000	34,143,000	831,000	52,554,000
Non-Departmental - 800 MHz Radio Coverage Improvement and Equipment Replacement	0	0	68,518,000	68,518,000
Non-Departmental - UHF Radio Coverage Improvement and Equipment Replacement	0	0	36,355,000	36,355,000
Parks, Recreation and Open Spaces - Bike path Ludlam	0	418,000	69,741,000	70,159,000
Police - Forensic Laboratory Equipment	0	1,500,000	0	1,500,000
Police - Law Enforcement Records Management System (LERMS)	0	964,000	7,529,000	8,493,000
Police - Helicopter Replacement	0	24,000,000	0	24,000,000
Regulatory and Economic Resources - Purchase Development Rights Funds	<u>0</u>	<u>0</u>	<u>10,000,000</u>	<u>10,000,000</u>
Total	<u>\$68,936,000</u>	<u>\$163,846,000</u>	<u>\$1,358,756,000</u>	<u>\$1,591,538,000</u>

**PARKS, RECREATION AND OPEN SPACES
Miscellaneous Trust Funds
(Fund TF 600, Subfund 601, Project 608TPR)**

<u>Revenues:</u>	<u>2020-21</u>
Carryover	\$14,811,000
Interest Earnings	110,000
Miscellaneous Revenues and Donations	1,750,000
Interfund Transfers	<u>500,000</u>
Total	<u>\$17,171,000</u>
Expenditures:	
Coastal Park and Marina Capital Improvements	\$2,314,000
Crandon Park Improvements	650,000
Zoo Improvements	150,000
NEAT Streets Miami Improvements	225,000
Miscellaneous Improvements	750,000
Trust Reserves	<u>13,082,000</u>
Total	<u>\$17,171,000</u>

**MIAMI-DADE AVIATION DEPARTMENT
Improvement Fund**

<u>Revenues:</u>	<u>2020-21</u>
Carryover	\$185,000,000
Transfer from Revenue Fund	75,074,000
Transfer from Interest and Sinking Fund	2,000,000
Interest Earnings	<u>2,000,000</u>
Total	<u>\$264,074,000</u>
Expenditures:	
On-Going Improvement Fund Projects	\$7,067,000
Unplanned Capital Projects	15,000,000
Payment to Subordinate Debt	7,126,000
Payment of DB Bonds Debt Service	15,287,000
Transfer to Sinking Fund	19,500,000
Transfer to Revenue Fund	58,000,000
Ending Cash Balance	<u>142,094,000</u>
Total	<u>\$264,074,000</u>

**MIAMI-DADE AVIATION DEPARTMENT
Reserve Maintenance Fund**

<u>Revenues:</u>	<u>2020-21</u>
Carryover	\$70,000,000
Transfer from Revenue Fund	15,000,000
Grants Contribution	2,000,000
Interest Earnings	<u>1,000,000</u>
Total	<u>\$88,000,000</u>
<u>Expenditures:</u>	
Projects Committed	\$43,000,000
Unplanned Capital Projects	37,000,000
Ending Cash Balance	<u>8,000,000</u>
Total	<u>\$88,000,000</u>

**MIAMI-DADE AVIATION DEPARTMENT
Construction Fund (Trust Agreement Bonds)**

<u>Revenues:</u>	<u>2020-21</u>
Carryover	\$135,287,000
Transfer from Passenger Facility Charges Account	61,668,000
New Money Aviation Revenue Bonds	200,000,000
Grant Funds	<u>55,239,000</u>
Total	<u>\$452,194,000</u>
<u>Expenditures:</u>	
Projects in Capital Improvement Program	\$322,768,000
Ending Cash Balance	<u>129,426,000</u>
Total	<u>\$452,194,000</u>

**MIAMI-DADE AVIATION DEPARTMENT
Passenger Facility Charges (PFC) Account**

<u>Revenues:</u>	<u>2020-21</u>
Carryover	\$292,950,000
Passenger Facility Charges Revenue	56,016,000
Interest Earnings	<u>4,000,000</u>
Total	<u>\$352,966,000</u>
<u>Expenditures:</u>	
Debt Service Payment	\$110,000,000
Transfer to Construction Fund	55,239,000
Ending Cash Balance	<u>187,727,000</u>
Total	<u>\$352,966,000</u>

**MIAMI-DADE AVIATION DEPARTMENT
Sinking Fund**

<u>Revenues:</u>	<u>2020-21</u>
Carryover (includes Reserve)	\$163,381,000
Transfer from Revenue Fund	242,375,000
Transfer from Passenger Facility Charges	110,000,000
Transfer from Improvement Fund	19,500,000
Interest Earnings	<u>5,000,000</u>
Total	<u>\$540,256,000</u>
<u>Expenditures:</u>	
Debt Service - Principal	\$148,590,000
Debt Service - Interest	226,285,000
Transfer to Improvement Fund	2,000,000
Ending Cash Balance	<u>163,381,000</u>
Total	<u>\$540,256,000</u>

**MIAMI-DADE AVIATION DEPARTMENT
Construction Fund (Double Barrel Bonds Sinking Fund)**

<u>Revenues:</u>	<u>2020-21</u>
Carryover	\$39,051,000
Transfer from Improvement Fund	15,288,000
Interest Earnings	<u>600,000</u>
Total	<u>\$54,939,000</u>
<u>Expenditures:</u>	
Payment of DB Bonds Debt Service	\$15,434,000
Ending Cash Balance (Reserve for Claims)	<u>39,505,000</u>
Total	<u>\$54,939,000</u>

**MIAMI-DADE AVIATION DEPARTMENT
Construction Fund (Double Barrel Bonds)**

<u>Revenues:</u>	<u>2020-21</u>
Carryover	<u>\$31,000,000</u>
<u>Expenditures:</u>	
Capital Projects Expenditure	\$7,157,000
Ending Cash Balance	<u>23,843,000</u>
Total	<u>\$31,000,000</u>

**MIAMI-DADE AVIATION DEPARTMENT
Environmental Fund**

<u>Revenues:</u>	<u>2020-21</u>
Carryover	\$50,808,000
Interest Earnings	<u>300,000</u>
Total	<u>\$51,108,000</u>
<u>Expenditures:</u>	
Unplanned Capital Projects	\$20,000,000
Ending Cash Balance (Reserve for Emergencies)	<u>31,108,000</u>
Total	<u>\$51,108,000</u>

**MIAMI-DADE WATER AND SEWER
Restricted Assets Funds
Renewal and Replacement Fund**

<u>Revenues:</u>	<u>2020-21</u>
Carryover	\$90,195,000
Transfers from Revenue Fund	<u>95,000,000</u>
Total	<u>\$185,195,000</u>
<u>Expenditures:</u>	
Water Expenditures	\$59,108,000
Wastewater Expenditures	68,868,000
Ending Cash Balance Available for Future Project Costs	<u>57,219,000</u>
Total	<u>\$185,195,000</u>

**MIAMI-DADE WATER AND SEWER
Water Plant Expansion Fund**

<u>Revenues:</u>	<u>2020-21</u>
Carryover	\$19,224,000
Connection Fees	<u>791,000</u>
Total	<u>\$20,015,000</u>
<u>Expenditures:</u>	
Construction Expenditures	\$791,000
Ending Cash Balance Available for Future Project Costs	<u>19,224,000</u>
Total	<u>\$20,015,000</u>

**MIAMI-DADE WATER AND SEWER
Capital Improvement Fund**

<u>Revenues:</u>	<u>2020-21</u>
Carryover	\$145,368,000
Finance Proceeds	383,750,000
Transfer from a Restricted Asset	500,000
Revenue from Miami Springs Construction Fund	<u>600,000</u>
Total	<u>\$530,218,000</u>
<u>Expenditures:</u>	
Water Construction Expenditures	\$81,200,000
Wastewater Construction Expenditures	337,137,000
Ending Cash Balance Available for Future Project Costs	<u>111,881,000</u>
Total	<u>\$530,218,000</u>

**MIAMI-DADE WATER AND SEWER
Fire Hydrant Fund**

<u>Revenues:</u>	<u>2020-21</u>
Carryover	\$5,234,000
Transfers from Revenue Fund	<u>2,500,000</u>
Total	<u>\$7,734,000</u>
<u>Expenditures:</u>	
Construction Expenditures	\$2,500,000
Ending Cash Balance Available for Future Project	<u>5,234,000</u>
Total	<u>\$7,734,000</u>

**MIAMI-DADE WATER AND SEWER
Wastewater Plant Expansion Fund**

<u>Revenues:</u>	<u>2020-21</u>
Carryover	\$79,566,000
Connection Fees	<u>27,315,000</u>
Total	<u>\$106,881,000</u>
<u>Expenditures:</u>	
Construction Expenditures	\$27,315,000
Ending Cash Balance Available for Future Project Costs	<u>79,566,000</u>
Total	<u>\$106,881,000</u>

**MIAMI-DADE WATER AND SEWER
State Revolving Loan Fund**

<u>Revenues:</u>	<u>2020-21</u>
Carryover	\$502,856,000
Water State Revolving Loan Proceeds	<u>21,000,000</u>
Total	<u>\$523,856,000</u>
<u>Expenditures:</u>	
Transfer to Water and Wastewater Capital Improvement Fund	\$66,878,000
Ending Cash Balance	<u>456,978,000</u>
Total	<u>\$523,856,000</u>

**PUBLIC HOUSING AND COMMUNITY DEVELOPMENT
Capital Program Fund**

<u>Revenues:</u>	<u>Prior Years</u>	<u>2020-21</u>	<u>Future Years</u>	<u>Total</u>
Capital Fund Program (CFP) - 714	\$6,512,000	\$0	\$0	\$6,512,000
Capital Fund Program (CFP) - 715	7,285,000	0	0	7,285,000
Capital Fund Program (CFP) - 716	7,687,000	0	0	7,687,000
Capital Fund Program (CFP) - 717	7,424,000	0	0	7,424,000
Capital Fund Program (CFP) - 718	8,651,000	2,131,000	1,003,000	11,785,000
Capital Fund Program (CFP) - 719	4,082,000	2,910,000	4,774,000	11,766,000
Capital Funds Program (CFP) - 720	0	2,325,000	10,176,000	12,501,000
Capital Funds Financing Program (CFFP)	0	2,000,000	4,000,000	6,000,000
Replacement Housing Factor (RHF)	1,908,000	0	0	1,908,000
Hope VI Grant	<u>1,805,000</u>	<u>3,358,000</u>	<u>0</u>	<u>5,163,000</u>
Total	<u>\$45,354,000</u>	<u>\$12,724,000</u>	<u>\$19,953,000</u>	<u>\$78,031,000</u>

Expenditures:

Public Housing and Community Development Improvement	<u>\$45,354,000</u>	<u>\$12,724,000</u>	<u>\$19,953,000</u>	<u>\$78,031,000</u>
--	---------------------	---------------------	---------------------	---------------------

**JACKSON HEALTH SYSTEMS
Capital Budget**

<u>Revenues:</u>	<u>Prior Years</u>	<u>2020-21</u>	<u>Future Years</u>	<u>Total</u>
Funded Depreciation	\$323,499,000	\$152,120,000	\$422,373,000	\$897,992,000
Series 2015 Revenue Bond Proceeds	16,288,000	0	0	16,288,000
Series 2009 Revenue Bond Proceeds	15,481,000	0	0	15,481,000
Series 2009 Revenue Bond Interest	2,955,000	0	0	2,955,000
JMH General Obligation Bonds	696,367,000	86,777,000	46,856,000	830,000,000
Foundation	30,259,000	17,357,000	606,000	48,222,000
Federal Grants	<u>7,029,000</u>	<u>1,688,000</u>	<u>0</u>	<u>8,717,000</u>
Total	<u>\$1,091,878,000</u>	<u>\$257,942,000</u>	<u>\$469,835,000</u>	<u>\$1,819,655,000</u>

Expenditures:

Facility Improvements	\$240,475,000	\$45,320,000	\$22,672,000	\$308,467,000
Medical & Technology Equipment & Software	199,181,000	72,083,000	308,355,000	579,619,000
Infrastructure Improvements	144,542,000	35,143,000	134,308,000	313,993,000
New Facilities	<u>507,680,000</u>	<u>105,396,000</u>	<u>4,500,000</u>	<u>617,576,000</u>
Total	<u>\$1,091,878,000</u>	<u>\$257,942,000</u>	<u>\$469,835,000</u>	<u>\$1,819,655,000</u>

Note: This schedule is net of County Building Better Communities General Obligation Bond projects for Jackson Health System