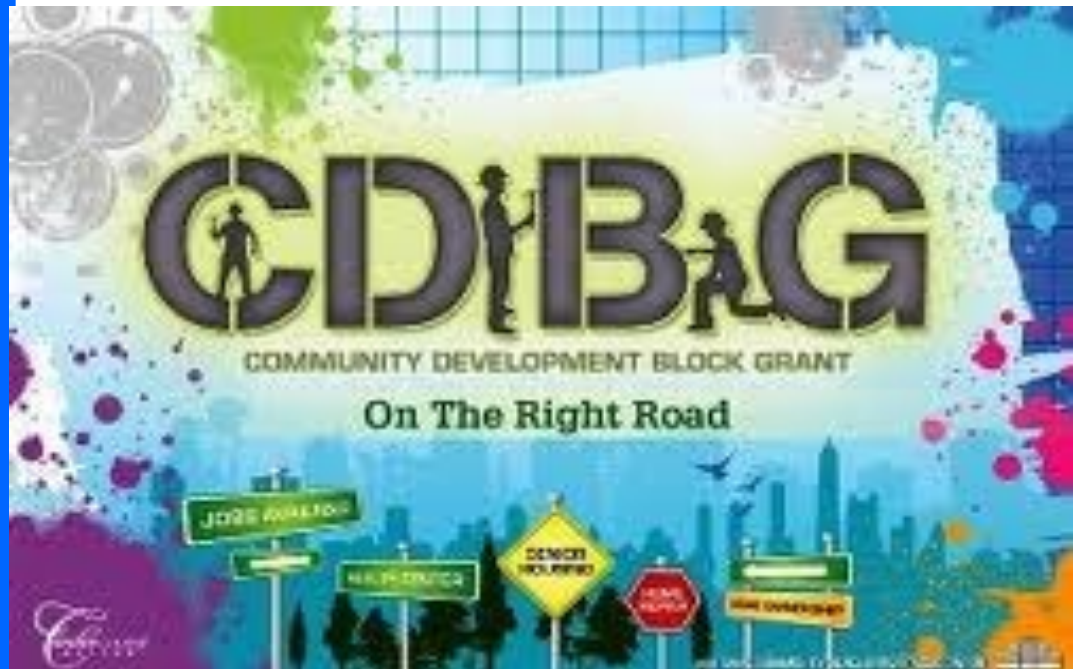


Miami-Dade County, Florida

FY 2013 Consolidated Annual Performance and Evaluation Report



Prepared By:

Miami-Dade County
Public Housing and
Community Development
701 NW 1st Court, 14th Floor
Miami, Florida 33136

DRAFT

March 2014



DELIVERING EXCELLENCE EVERY DAY



U.S. Department of Housing and Urban Development
Office of Community Planning and Development
Integrated Disbursement and Information System
CDBG Activity Summary Report (GPR) for Program Year 2013
MIAMI DADE COUNTY

Date: 07-Mar-2014

Time: 8:07

Page: 1

PGM Year: 1994
Project: 0002 - CONVERTED CDBG ACTIVITIES
IDIS Activity: 2 - CDBG COMMITTED FUNDS ADJUSTMENT

Status: Open
Location: ,
Objective:
Outcome:
Matrix Code: Public Services (General) (05)
National Objective:

Initial Funding Date: 01/01/1997
Financing
Description: IDIS CONVERSION FUNDS ADJUSTMENT ACTIVITY.

Funded Amount: 159,367,329.66
Drawn Thru Program Year: 159,367,329.66
Drawn In Program Year: 0.00

Proposed Accomplishments

Actual Accomplishments

Number assisted:

	Owner		Renter		Total		Person	
	Total	Hispanic	Total	Hispanic	Total	Hispanic	Total	Hispanic
White:					0	0		
Black/African American:					0	0		
Asian:					0	0		
American Indian/Alaskan Native:					0	0		
Native Hawaiian/Other Pacific Islander:					0	0		
American Indian/Alaskan Native & White:					0	0		
Asian White:					0	0		
Black/African American & White:					0	0		
American Indian/Alaskan Native & Black/African American:					0	0		
Other multi-racial:					0	0		
Asian/Pacific Islander:					0	0		
Hispanic:					0	0		
Total:	0	0	0	0	0	0	0	0

Female-headed Households: 0 0 0

Income Category:

	Owner	Renter	Total	Person
Extremely Low			0	
Low Mod			0	
Moderate			0	
Non Low Moderate			0	
Total	0	0	0	0

Percent Low/Mod

Annual Accomplishments

1994	IDIS CONVERSION FUNDS ADJUSTMENT ACTIVITY.
2004	IDIS CONVERSION FUNDS ADJUSTMENT ACTIVITY.
2005	IDIS CONVERSION FUNDS ADJUSTMENT ACTIVITY.
2006	IDIS CONVERSION FUNDS ADJUSTMENT ACTIVITY.
2007	IDIS CONVERSION FUNDS ADJUSTMENT ACTIVITY.
2008	IDIS CONVERSION FUNDS ADJUSTMENT ACTIVITY.

PGM Year:	1994
Project:	0002 - CONVERTED CDBG ACTIVITIES
IDIS Activity:	365 - MD OCED/UD ACQUISITION

Status:	Open	Objective:	Provide decent affordable housing
Location:	140 W Flagler St GOULDS Miami, FL 33130-1519	Outcome:	Affordability
		Matrix Code:	Acquisition of Real Property (01)
			National Objective: LMH

Initial Funding Date:	01/01/1994	Description:	
Financing		ACQUISITION OF SUBSTANDARD HOUSING STRUCTURES IN THE GOULDS AREA BOUNDED BY SW 220 ST.	
Funded Amount:	59,332.19	SW 224 ST.	
Drawn Thru Program Year:	59,332.19	SW 115 AVE AND SW 117 AVE.	
Drawn In Program Year:	0.00	THE PARCELS ACQUIRED WILL BE	

Proposed Accomplishments

Housing Units : 137

Actual Accomplishments

Number assisted:	Owner		Renter		Total		Person	
	Total	Hispanic	Total	Hispanic	Total	Hispanic	Total	Hispanic
White:	0	0	10	0	10	0	0	0
Black/African American:	0	0	10	0	10	0	0	0
Asian:	0	0	0	0	0	0	0	0
American Indian/Alaskan Native:	0	0	0	0	0	0	0	0
Native Hawaiian/Other Pacific Islander:	0	0	0	0	0	0	0	0
American Indian/Alaskan Native & White:	0	0	0	0	0	0	0	0
Asian White:	0	0	0	0	0	0	0	0
Black/African American & White:	0	0	0	0	0	0	0	0
American Indian/Alaskan Native & Black/African American:	0	0	0	0	0	0	0	0
Other multi-racial:	0	0	0	0	0	0	0	0
Asian/Pacific Islander:	0	0	0	0	0	0	0	0
Hispanic:	0	0	1	1	1	1	0	0
Total:	0	0	21	1	21	1	0	0
Female-headed Households:	0		0		0			
<i>Income Category:</i>								
	Owner	Renter	Total	Person				

Extremely Low	0	0	0	0
Low Mod	0	21	21	0
Moderate	0	0	0	0
Non Low Moderate	0	0	0	0
Total	0	21	21	0
Percent Low/Mod	100.0%	100.0%		

Annual Accomplishments

Years	Accomplishment Narrative	# Benefitting
1111		
1994	\$24,045 EXPENDED PRIOR TO GOING LIVE. LAND/BUILDING ACQUISITION. FIVE PARCELS WERE ACQUIRED.	
1998	\$24,045 EXPENDED PRIOR TO GOING LIVE. LAND/BUILDING ACQUISITION. SEVEN PARCELS WERE ACQUIRED.	
1999	PROPOSED ASSISTING 30 HOUSING UNITS. ACTIVITY IS 50% COMPLETED.	
2000	ACTIVITY IS 50% COMPLETED.	
2001	PROPERTIES HAVE BEEN IDENTIFIED FOR POSSIBLE ACQUISITION. APPRAISALS WILL BE REQUESTED.	
2002	ACTIVITY IS UNDERWAY. TWENTY THREE PARCELS HAVE BEEN IDENTIFIED FOR POSSIBLE ACQUISITION.	
2003	ONGOING ACTIVITY. APPRAISAL WILL BE ORDERED FOR 6 RESIDENTIAL SELECTED PARCELS TO BE ACQUIRED.	
2004	ONGOING ACTIVITY. EXPENDED \$59,332 AS OF DECEMBER 2004.	
2005	ONGOING ACTIVITY. EXPENDED \$59,332 AS OF DECEMBER 2004.	
2006	ACQUISITION OF PARCELS ON HOLD. REMAINING FUNDS MAY BE CONSIDERED FOR REPROGRAMMING.	
2007	ACQUISITION OF PARCELS ON HOLD. REMAINING FUNDS CAN BE CONSIDERED FOR REPROGRAMMING.	
2008	\$16,623.28 WAS RECAPTURED AS PER RESO 489-08. ACTIVITY IS UNDERWAY. ADDITIONAL PERFORMANCE INFORMATION IS BEING COLLECTED.	
2009	(PY09) ACTIVITY REMAINS OPEN PENDING COLLECTION OF CLOSE-OUT DOCUMENTATION	
2010	ACTIVITY REMAINS OPEN PENDING COLLECTION OF CLOSE-OUT DOCUMENTATION	
2011	ACTIVITY REMAINS OPEN PENDING COLLECTION OF CLOSE-OUT DOCUMENTATION	

PGM Year:	1997
Project:	0757 - OLCDC OPA-LOCKA AIRPARK
IDIS Activity:	1736 - OLCDC OPA-LOCKA AIRPARK

Status:	Open	Objective:	Create economic opportunities
Location:	14200 NW 42nd Ave OPA-LOCKA Miami, FL 33054-2310	Outcome:	Availability/accessibility
		Matrix Code:	ED Technical Assistance (18B)
			National Objective: LMJ

Initial Funding Date:	01/01/1997	Description:	
Financing		OPA-LOCKA AIRPARK DEVELOPMENT OF AN INDUSTRIAL AIR PARK THAT WILL ASSIST IN THE EXPANSION OF BUSINESSES IN THE AREA AND CREATE THREE NEW JOBS.	
Funded Amount:	137,153.52		
Drawn Thru Program Year:	137,153.52		
Drawn In Program Year:	0.00		

Proposed Accomplishments

Jobs : 3

Actual Accomplishments

	Owner		Renter		Total		Person	
Number assisted:	Total	Hispanic	Total	Hispanic	Total	Hispanic	Total	Hispanic

White:	0	0	0	0	0	0	0	0
Black/African American:	0	0	0	0	0	0	0	0
Asian:	0	0	0	0	0	0	0	0
American Indian/Alaskan Native:	0	0	0	0	0	0	0	0
Native Hawaiian/Other Pacific Islander:	0	0	0	0	0	0	0	0
American Indian/Alaskan Native & White:	0	0	0	0	0	0	0	0
Asian White:	0	0	0	0	0	0	0	0
Black/African American & White:	0	0	0	0	0	0	0	0
American Indian/Alaskan Native & Black/African American:	0	0	0	0	0	0	0	0
Other multi-racial:	0	0	0	0	0	0	0	0
Asian/Pacific Islander:	0	0	0	0	0	0	0	0
Hispanic:	0	0	0	0	0	0	0	0
Total:	0	0	0	0	0	0	0	0
Female-headed Households:	0		0		0			

Income Category:

	Owner	Renter	Total	Person
Extremely Low	0	0	0	0
Low Mod	0	0	0	0
Moderate	0	0	0	0
Non Low Moderate	0	0	0	0
Total	0	0	0	0
Percent Low/Mod				

Annual Accomplishments

Years	Accomplishment Narrative	# Benefitting
1997	CREATED PER RESOLUTION 703-97 ON 7/17/97.	
1998	THE ACTIVITY IS UNDERWAY. CONSULTANT STUDY IS UNDERWAY.	
1999	THE ACTIVITY IS UNDERWAY. CONSULTANT STUDY IS UNDERWAY.	
2000	AGENCY NEGOTIATING WITH VARIOUS ORGANIZATIONS TO LEASE SPACE AT THE AIRPARK.	
2001	IDENTIFIED 3 TENANTS, DEVELOPPED INFRASTRUCTURE PLAN AND INITIATED OVERALL MASTER PLAN.	
2002	SEE ACTIVITY # 2977. ACTIVITY IS UNDERWAY. AGENCY IS IN THE MIDST OF OBTAINING OTHER GRANT FUNDING. BUSINESS DEVELOPMENT AND EMPLOYMENT PROGRAMS LINKED TO THE AIRPARK. PREPARED MARKETING BROCHURE FOR AIRPARK.	
2003	SECURED AGREEMENTS WITH 2 TENANTS. SECURED FINANCING, HIRED ENGINEERING FIRM TO DESIGN THE FACILITY, REACHED AGREEMENT WITH ARMARK ON LEASE TERMS AND SUBMITTED TO THE COUNTY FOR APPROVAL, WORKED WITH ENGINEERS ON INFRASTRUCTURE SCHEDULE AND COSTS, WORKED WITH BEACON COUNCIL, ASSESSES BUSINESS DEVELOPMENT AND EMPLOYMENT PROGRAMS LINKED TO THE AIRPARK, PREPARED MARKETING BROCHURE FOR AIRPARK. SEE ACT. 1933, 2407, 2977	
2004	SECURED AGREEMENTS WITH 1 TENANTS. SECURED FINANCING FROM HSBC BANK AND FROM EMPOWERMENT TRUST FOR BMI PROJECT. PREPARED CONSTRUCTION PLANS FOR FIRST PHASE OF THE BMI PROJECT. COMPLETED MARKETING BROCHURE FOR AIRPARK. UPON APPROVAL OF TENANT BY THE AVIATION DEPARTMENT, THE AGENCY WILL CREATE JOBS. SEE ACTIVITY # 2407, 2977.	
2005	PRE-DEVELOPMENT HAS BEEN COMPLETED. AGENCY IS SEEKING ADDITIONAL FINANCING. PROJECT IS UNDERWAY.	
2006	PRE-DEVELOPMENT HAS BEEN COMPLETED. AGENCY IS SEEKING ADDITIONAL FINANCING. PROJECT IS UNDERWAY.	

Years	Accomplishment Narrative	# Benefitting
2007	THE CONSTRUCTION COMPONENT OF THIS PROJECT IS COMPLETE. HOWEVER, THE JOB CREATION COMPONENT IS STILL PENDING BECAUSE THE BUSINESS SELECTED TO LEASE THE SPACE WAS NOT APPROVED BY THE COMMISSION. DURING 2008, THE AGENCY MUST SUBMIT A CORRECTIVE ACTION PLAN TO DESCRIBE HOW IT WILL CREATE THE JOBS TO COMPLETE THIS PROJECT AND MEET THE NATIONAL OBJECTIVE.	
2008	THE CONSTRUCTION COMPONENT OF THIS PROJECT IS COMPLETE. HOWEVER, THE JOB CREATION COMPONENT IS STILL PENDING BECAUSE THE BUSINESS SELECTED TO LEASE THE SPACE WAS NOT APPROVED BY THE COMMISSION.	
2009	(PY09) ACTIVITY REMAINS OPEN PENDING COLLECTION OF CLOSE-OUT DOCUMENTATION	
2010	ACTIVITY REMAINS OPEN PENDING COLLECTION OF CLOSE-OUT DOCUMENTATION	
2011	ACTIVITY REMAINS OPEN PENDING COLLECTION OF CLOSE-OUT DOCUMENTATION	

PGM Year: 1998
Project: 0298 - JESCA 94TH STREET NEIGHBORHOOD CENTER (CAPITAL IMPROVEMENT)
IDIS Activity: 1886 - JESCA NORTHSORE NEIGHBORHOOD CENTER

Status: Open Objective: Create suitable living environments
Location: 9201 NW 8th Ave Miami, FL 33150-2045 Outcome: Sustainability
Matrix Code: Acquisition of Real Property (01) National Objective: LMA

Initial Funding Date: 01/01/1998

Financing

Funded Amount: 501,999.96
Drawn Thru Program Year: 501,999.96
Drawn In Program Year: 0.00

Description:

ACQUISITION, RELOCATION OF R4ESIDENTS, RENOVATION AND NEW CONSTRUCTION OF BUILDING AT 9201 NW 8 AVE.
FOR THE PURPOSE OF PROVIDING EARLY CHILDHD,ELDERLY,YOUTH,MENTAL HEALTH SERV.\$0.04 recaptured as per resolution # R67-11.

Proposed Accomplishments

Public Facilities : 1

Annual Accomplishments

Years	Accomplishment Narrative	# Benefitting
1998	PROPOSED ASSISTING 1 PUBLIC FACILITY. ASSISTED 0 PUBLIC FACILITY. ACTIVITY IS 0% COMPLETED. PROJECT WILL NEED EXTENSION TO 06/99.	
1999	ACTIVITY IS UNDERWAY. JESCA ACQUIRED THE PROPERTIES LOCATED AT 9201, 9215-17 NW 8TH AVENUE.	
2000	ACTIVITY IS UNDERWAY. JESCA HAS ACQUIRED THE PROPERTIES LOCATED AT 9201, 9215-17 NW 8TH AVENUE.	
2001	ACQUISITION COMPLETED. RESIDENTS RELOCATED. DESIGN PHASE COMPLETE. CONTRACT EXTENDED TO 12/31/2002. CONSTRUCTION TO BEGIN 05/2002.	
2002	LAND PURCHASED. DESIGN COMPLETED. CONTRACTOR SELECTED - CONSTRUCTION DELAYED DUE TO PERMITTING ISSUES. CONTRACT EFFECTIVE THRU 12/31/03.	
2003	SEE THE ACCOMPLISHMENT REPORTING FOR THE ACTIVITY # 3170.	
2004	SEE THE ACCOMPLISHMENTS REPORTING OF ACTIVITY # 3170.	
2005	SEE THE ACCOMPLISHMENTS REPORTING OF ACTIVITY # 3170.	
2006	AS OF DECEMBER 2006, THE PROJECT IS 80% COMPLETED. CONSTRUCTION IS PROGRESSING.	
2007	THE ACQUISITION AND RELOCATION PROCESS IS COMPLETE. CONSTRUCTION BEGAN IN 2005 AND AS OF DECEMBER 31, 2007, HAS ACHIEVED 95% COMPLETION LEVEL. IT IS EXPECTED THAT CONSTRUCTION WILL BE 100% COMPLETE WITH THE CENTER FULLY OPERATIONAL BY DECEMBER 31, 2008. FUTURE REPORTING FOR THIS ACTIVITY WILL BE ON ACTIVITY #3170.	
2009	CHANGED THE ACTIVITY STATUS TO UNDERWAY AS PER RECOMMENDATION #2E OF US HUD LETTER DATED 8/6/2009. (PY09)FUTURE REPORTING FOR THIS ACTIVITY WILL BE ON ACTIVITY #3170.	

2010	PROJECT HAS BEEN COMPLETED. C.O. ACQUIRED IN 9/16/2008. AGENCY BEGAN DELIVERY OF SERVICE TO YOUTH AND ELDERLY IN 2009 BUT JESCA FILED FOR BANKRUPTCY IN THE SAME YEAR. SERVICES COULD NOT BE DOCUMENTED. COUNTY WILL PURSUE ALL LEGAL OPTIONS TO CAPTURE FUNDS FROM THE AGENCY TO MEET THE NATIONAL OBJECTIVE.	
2011	PROJECT HAS BEEN COMPLETED. C.O. ACQUIRED IN 9/16/2008. AGENCY BEGAN DELIVERY OF SERVICE TO YOUTH AND ELDERLY IN 2009 BUT JESCA FILED FOR BANKRUPTCY IN THE SAME YEAR. SERVICES COULD NOT BE DOCUMENTED. COUNTY WILL PURSUE ALL LEGAL OPTIONS TO CAPTURE FUNDS FROM THE AGENCY TO MEET THE NATIONAL OBJECTIVE.	

PGM Year:	1998
Project:	0319 - CITY OF SWEETWATER/MILDRED PEPPER SENIOR CITIZENS CENTER
IDIS Activity:	2076 - CITY OF SWEETWATER/MILDRED PEPPER SENIOR

Status:	Completed 7/19/2013 2:05:27 PM	Objective:	Create suitable living environments
Location:	10600 SW 4th St DISTRICT 12 Sweetwater, FL 33174-1635	Outcome:	Availability/accessibility
		Matrix Code:	Senior Centers (03A)
			National Objective: LMC

Initial Funding Date:	01/01/1998	Description:
Financing		IMPROVEMENTS AT SENIOR CITIZENS CENTER LOCATED AT 10600 SW 4 STREETACTIVITY CREATED AS PER R#329-99 ON 41399.
Funded Amount:	1,084,698.20	Funding amount increased by \$11,969.64 as per memo dated 3242010 for Professional Services
Drawn Thru Program Year:	1,084,698.20	Technical Assistance.
Drawn In Program Year:	0.00	Funding amount increased by \$3,826.11 as per memo dated 3232011 for Professional Services Technical Assistance.
Proposed Accomplishments		\$41,177.80 recaptured as per Reso R-356-13 dated 572013.

Public Facilities : 1

Actual Accomplishments

Number assisted:	Owner		Renter		Total		Person	
	Total	Hispanic	Total	Hispanic	Total	Hispanic	Total	Hispanic
White:	0	0	0	0	0	0	185	179
Black/African American:	0	0	0	0	0	0	13	0
Asian:	0	0	0	0	0	0	0	0
American Indian/Alaskan Native:	0	0	0	0	0	0	0	0
Native Hawaiian/Other Pacific Islander:	0	0	0	0	0	0	0	0
American Indian/Alaskan Native & White:	0	0	0	0	0	0	0	0
Asian White:	0	0	0	0	0	0	0	0
Black/African American & White:	0	0	0	0	0	0	0	0
American Indian/Alaskan Native & Black/African American:	0	0	0	0	0	0	0	0
Other multi-racial:	0	0	0	0	0	0	2	0
Asian/Pacific Islander:	0	0	0	0	0	0	0	0
Hispanic:	0	0	0	0	0	0	0	0
Total:	0	0	0	0	0	0	200	179
Female-headed Households:	0		0		0			

Income Category:	Owner	Renter	Total	Person
Extremely Low	0	0	0	20

Low Mod	0	0	0	110
Moderate	0	0	0	70
Non Low Moderate	0	0	0	0
Total	0	0	0	200
Percent Low/Mod				100.0%

Annual Accomplishments

Years	Accomplishment Narrative	# Benefitting
1999	ACTIVITY CREATED AS PER R# 329-99 ON 4/13/99. NOT STARTED UNTIL SUMMER 2000	
2000	RENOVATION IS 75% COMPLETE.	
2001	RENOVATION IS 90% COMPLETE. ACTIVITY IS UNDERWAY.	
2002	ACTIVITY IS UNDERWAY. ESTIMATED CONSTRUCTION DATE ID FALL 2003.	
2004	PLANNING AND DESIGN IS COMPLETED. ENVIRONMENTAL CLEARENCE COMPLETED. BID HAS BEEN APPROVED BY OCED AND MUNICIPALITY WAS GRANTED AUTHORITY TO USE SOUTH FLORIDA BUILDING CONTRACTORS AS THEIR GENERAL CONTRACTOR FOR THIS PROJECT. CONSTRUCTION HAS JUST BEGUN.	
2005	BID HAS BEEN APPROVED AND THE MUNICIPALITY WAS GRANTED AUTHORITY TO USE SOUTH FLORIDA BUILDING CONTRACTORS AS THEIR GENERAL CONTRACTOR FOR THIS PROJECT. ALL FIRE CODES HAS BEEN APPROVED. CONSTRUCTION WILL BEGIN IF THE GENERAL CONTRACTOR MAINTAINS THE THE ORIGINAL BID PROPOSAL. AWAITING AN ANSWER FROM THE GENERAL CONTRACTOR.	
2006	BUILDING PLANS AND PERMITS WERE COMPLETED. AGENCY IN THE PROCESS OF HIRING A NEW GENERAL CONTRACTOR. FORMER CONTRACTOR ABANDONED THE JOB. THE PROJECT IS EXPECTED TO COMPLETE BY DECEMBER 2008.	
2007	THE DESIGN PHASE IS COMPLETE. PROCUREMENT OF THE GENERAL CONTRACTOR IS PENDING. AS OF 12/31/07, THE OVERALL WORK IS LESS THAN 3% COMPLETE. THE EXPECTED DATE OF COMPLETION IS 12/31/09.	
2008	PLANS AND SPECIFICATIONS FOR THE REHABILITATION OF THE BUILDING HAVE BEEN SUBMITTED TO THE CITY FOR APPROVAL. PROJECT IS UNDERWAY.	
2009	FUNDING AMOUNT INCREASED BY \$1,531.35 AS PER MEMO DATED 8/31/2009 FOR PROFESSIONAL SERVICES TECHNICAL ASSISTANCE. (PY09) ACTIVITY REMAINS OPEN. PROJECT IS 98% COMPLETE.	
2010	Funding amount increased by \$431.46 as per memo dated 7/26/2010 for Professional Services Technical assistance services. PROJECT HAS RECEIVED ADDITIONAL FUNDS TO COMPLETE THE RENOVATION. EXPECTED COMPLETION DATE IS 12/31/2011.	
2011	ACTIVITY IS COMPLETED. THE PROJECT WILL BE OPEN FOR THE PUBLIC BY APRIL 2012. PENDING FINANCIAL CLOSEOUT.	
2013	Activity completed.	

PGM Year: 1999
Project: 0241 - SMH CDC CARRIBEAN PALMS INFRASTUCTURE
IDIS Activity: 2164 - SMHCDC CARIBBEAN PALMS INFRASTRUCTURE

Status: Open
Location: 12195 QUAIL ROOST DRIVE SOUTH MIAMI HEIGHTS, FL 33157
Objective: Provide decent affordable housing
Outcome: Availability/accessibility
Matrix Code: Public Facilities and Improvement (General) (03)
National Objective: LMH

Initial Funding Date: 01/01/1999

Financing

Funded Amount: 100,000.00
Drawn Thru Program Year: 100,000.00
Drawn In Program Year: 0.00

Description:

TO DEVELOP 45 SINGLE FAMILY AFFORDABLE HOMES ON A FORMER PUBLIC HOUSING SITE AT 12195 QUAIL ROOST DRIVE. AND 11900 SW 202 STREET.

Proposed Accomplishments

Actual Accomplishments

Number assisted:

	Owner		Renter		Total		Person	
	Total	Hispanic	Total	Hispanic	Total	Hispanic	Total	Hispanic
White:	0	0	0	0	0	0		0
Black/African American:	0	0	43	0	43	0	0	0
Asian:	0	0	0	0	0	0	0	0
American Indian/Alaskan Native:	0	0	0	0	0	0	0	0
Native Hawaiian/Other Pacific Islander:	0	0	0	0	0	0	0	0
American Indian/Alaskan Native & White:	0	0	0	0	0	0	0	0
Asian White:	0	0	0	0	0	0	0	0
Black/African American & White:	0	0	0	0	0	0	0	0
American Indian/Alaskan Native & Black/African American:	0	0	0	0	0	0	0	0
Other multi-racial:	0	0	0	0	0	0	0	0
Asian/Pacific Islander:	0	0	0	0	0	0	0	0
Hispanic:	0	0	3	3	3	3	0	0
Total:	0	0	46	3	46	3	0	0
Female-headed Households:	0		0		0			

Income Category:

	Owner	Renter	Total	Person
Extremely Low	0	0	0	0
Low Mod	0	3	3	0
Moderate	0	43	43	0
Non Low Moderate	0	0	0	0
Total	0	46	46	0
Percent Low/Mod		100.0%	100.0%	

Annual Accomplishments

Years	Accomplishment Narrative	# Benefitting
1111		
1999	PROPOSED ASSISTING 45 HOUSING UNITS. ACTIVITY IS UNDERWAY.	
2000	ACTIVITY IS UNDERWAY. PROJECT START UP IS IN PROCESS.	
2001	A TOTAL OF 46 LOW/MOD INCOME FAMILIES WERE ASSISTED.	THE INFRA STRUCTURE DEVELOPMENT IS UNDERWAY.
2002	SEE ACTIVITY # 2995.	
2003	SEE THE ACCOMPLISHMENTS REPORTING ON ACTIVITY # 2995.	
2004	SEE ACCOMPLISHMENTS REPORTING FOR ACTIVITY # 2995.	
2005	SEE ACCOMPLISHMENTS REPORTING FOR ACTIVITY # 2995.	
2006	ACTIVITY IS ON HOLD PENDING ADDITIONAL FINANCING.	
2007	THE PROJECT IS STILL UNDERWAY. INFRASTRUCTURE IS COMPLETE; HOWEVER, AS OF 12/31/07, THE PROJECT IS ON HOLD PENDING ADDITIONAL FINANCING. THE EXPECTED COMPLETION DATE OF THE ACTIVITY CANNOT BE ASSESSED UNTIL THE AGENCY ACQUIRES ADDITIONAL FINANCING FOR THE PROJECT.	
2008	THE PROJECT IS STILL UNDERWAY. INFRASTRUCTURE IS COMPLETE; HOWEVER, AS OF 12/31/08, THE PROJECT IS ON HOLD PENDING ADDITIONAL FINANCING. THE EXPECTED COMPLETION DATE OF THE ACTIVITY CANNOT BE ASSESSED UNTIL THE AGENCY ACQUIRES ADDITIONAL FINANCING FOR THE PROJECT.	SEE ACTIVITY # 2995

Years	Accomplishment Narrative	# Benefitting
2009	(PY09) ACTIVITY REMAINS OPEN. Pursuant to Resolution No. R-862-08 dated July 17, 2008, Habitat for Humanity of Greater Miami (HABITAT) assumed ownership and control of the property from South Miami Heights Community Development Corporation, Inc., (SMCDC) and agreed to proceed with the Caribbean Palms Development, a 45 affordable single family housing unit project with a daycare center. The transfer to HABITAT is subject to a Deed Restriction with a three (3) year automatic reverter in favor of Miami-Dade County if HABITAT fails to Comply with the restrictions.	
2010	ACTIVITY REMAINS OPEN PENDING COLLECTION OF CLOSE-OUT DOCUMENTATION	
2011	ACTIVITY REMAINS OPEN PENDING COLLECTION OF CLOSE-OUT DOCUMENTATION ACCOMPLISHMENTS REPORTING IS ON ACTIVITY # 2995	

PGM Year:	1999
Project:	0315 - CITY OF SWEETWATER DRAINAGE IMPROVEMENTS
IDIS Activity:	2266 - CITY OF SWEETWATER DRAINAGE PHASE 2

Status:	Open	Objective:	Create suitable living environments
Location:	SWEETWATER MIAMI-DADE COUNTY, FL 33194	Outcome:	Sustainability
		Matrix Code:	Flood Drainage Improvements (03I)
			National Objective: LMA

Initial Funding Date:	01/01/1999	Description:
Financing		DRAINAGE IMPROVEMENTS IN THE CITY OF SWEETWATER.
Funded Amount:	1,975,939.38	Funding amount increased by \$13,049.75 as per memo dated 3242010 for Professional Services
Drawn Thru Program Year:	1,975,939.38	Technical Assistance.Funding amount increased by \$32,518.06 as per memo dated 3232011 for
Drawn In Program Year:	0.00	Professional Services Technical Assistance.
		\$0.23 recaptured as per Reso R-356-13 dated 572013.

Proposed Accomplishments

Public Facilities : 2

Annual Accomplishments

Years	Accomplishment Narrative	# Benefitting
1999	FUNDS AWARDED 4/13/99 THROUGH R-329-99 CONTRACT DEVELOPMENT UNDERWAY	
2000	DESIGN PHASE COMPLETED.	
2001	DESIGN PHASE COMPLETED. CONSTRUCTION IS 50% COMPLETE. CONTRACT TO BE EXTENDED TO 9/30/2002.	
2002	PROJECT IS UNDERWAY. CONSTRUCTION TO BEGIN IN AUGUST 2003. DELAYS DUE TO LENGTHY BID PROCESS. PROJECT HAS BEEN CONSOLIDATED TO INCLUDE ACTIVITY #S 2092, 2267 AND 2266.	
2003	ACTIVITY IS UNDERWAY. CONSTRUCTION EXPECTED TO START BY JUNE 2004. ALL FUTURE ACCOMPLISHMENTS FOR ACTIVITY #S 1963, 2092, 2267 AND 2328 WILL BE REPORTED ON THIS ACTIVITY.	
2004	DESIGN IS COMPLETE. ENVIRONMENTAL REVIEW IS IN PROCESS BUT HAS NOT BE EN SUBMITTED TO OCED. CONTRACT EXTENSION WILL BE REQUESTED UNTIL 12/31/05. SEE ACTIVITY #S 1963, 2092, 2267	
2005	DESIGN PHASE IS COMPLETE. ENVIRONMENTAL REVIEW IS IN PROGRESS. BIDDING PROCESS IS IN PROGRESS. CONTRACT WILL BE EXTENDED TO DECEMBER 31, 2006.	
2006	THE CITY OF SWEETWATER IS WAITING TO RECEIVE ENVIRONMENTAL. THE ENGINEERS ARE CURRENTLY REVIEWING DESIGN PLANS & CONTRACT DOCUMENTS IN PREPARATION FOR THE BID PROCESS.	
2007	THE PLANS ARE COMPLETE, HOWEVER, THE ENVIRONMENTAL REVIEW MUST BE REVISED. PROCUREMENT FOR A GENERAL CONTRACTOR AND A PROJECT MANAGER MUST BE COMPLETED. VARIANCE ISSUES EXIST WITH THE PLANS. PROJECT STILL UNDERWAY.	
2008	BID PACKAGE WAS SUBMITTED TO OCED FOR FINAL REVISION ON WEEK OF JANUARY 5, 2009. CITY IS PREPARING A PUBLIC ADVERTISEMENT FOR THIS PROJECT. 2 PERMITS HAD EXPIRED, THESE PERMITS ARE CURRENTLY BEING RENEWED AND WILL BE FINISHED BY FEBRUARY. THE CITY'S ATTORNEY HAS DRAFTED DEEDS FOR 2 NECESSARY EASEMENTS FOR THIS PROJECT, WHICH WILL BE SIGNED BY THE OWNERS IN JANUARY 2009. CITY WILL BID OUT THE PROJECT BY MARCH 2009.	

2009	FUNDING AMOUNT INCREASED BY \$3,694.95 AS PER MEMO DATED 8/31/2009 FOR PROFESSIONAL SERVICES TECHNICAL ASSISTANCE. (PY09) ACTIVITY REMAINS OPEN. DESIGN PHASE COMPLETED 6/2009. GC SELECTED 12/2009. PROJECT UNDERWAY. CONSTRUCTION SET TO BEGIN 1/2010	
2010	Funding amount increased by \$15,978.85 as per memo dated 7/26/2010 for Professional Services Technical assistance services.Funding amount increased by \$23,611.75 as per memo dated 08/01/2010 for Professional Services Technical Assistance. PROJECT RECIEVED \$200K IN FY 2010 CDBG TO COMPLETE PHASE 2. EXPECTED COMPLETION DATE 12/31/2011.	
2011	ACTIVITY IS 99% COMPLETED. THE CITY IS CONDUCTING STUDY. PENDING FINANCIAL CLOSOEUT.	

PGM Year:	1999
Project:	0309 - URBAN LEAGUE SUGAR HILL APTS.
IDIS Activity:	2272 - SUGAR HILL APARTMENTS

Status:	Completed 2/20/2014 2:46:40 PM	Objective:	Create suitable living environments
Location:	1440 NW 72nd St MIAMI Miami, FL 33147-6468	Outcome:	Availability/accessibility
		Matrix Code:	Rehab; Multi-Unit Residential (14B)
		National Objective:	LMH

Initial Funding Date:	01/01/1999	Description:	
Financing		ACQUISITION AND REHABILITATION OF 192 UNIT APARTMENT COMPLEX AT 1440 NW 72 STREET IN 130 UNITS OF TWO AND THREE BEDROOM APARTMENTS.	
Funded Amount:	62,948.23	\$12,051.77 recaptured as per Resolution #R67-11 dated 212011.	
Drawn Thru Program Year:	62,948.23		
Drawn In Program Year:	0.00		

Proposed Accomplishments

Housing Units : 132

Actual Accomplishments

Number assisted:	Owner		Renter		Total		Person	
	Total	Hispanic	Total	Hispanic	Total	Hispanic	Total	Hispanic
White:	0	0	3	3	3	3	0	0
Black/African American:	0	0	67	0	67	0	0	0
Asian:	0	0	0	0	0	0	0	0
American Indian/Alaskan Native:	0	0	0	0	0	0	0	0
Native Hawaiian/Other Pacific Islander:	0	0	0	0	0	0	0	0
American Indian/Alaskan Native & White:	0	0	0	0	0	0	0	0
Asian White:	0	0	0	0	0	0	0	0
Black/African American & White:	0	0	0	0	0	0	0	0
American Indian/Alaskan Native & Black/African American:	0	0	0	0	0	0	0	0
Other multi-racial:	0	0	1	0	1	0	0	0
Asian/Pacific Islander:	0	0	0	0	0	0	0	0
Hispanic:	0	0	0	0	0	0	0	0
Total:	0	0	71	3	71	3	0	0
Female-headed Households:	0		0		0			

Income Category:

	Owner	Renter	Total	Person
Extremely Low	0	0	0	0
Low Mod	0	71	71	0
Moderate	0	0	0	0
Non Low Moderate	0	0	0	0
Total	0	71	71	0
Percent Low/Mod		100.0%	100.0%	

Annual Accomplishments

Years	Accomplishment Narrative	# Benefitting
2008	PROJECT IS UNDER CONSTRUCTION. CONSTRUCTION IS 75% COMPLETE.	
2009	(PY09) ACTIVITY REMAINS OPEN. AGENCY NEEDS TO SUBMIT A WORK PLAN.	
2010	ACTIVITY IS ONGOING. PROJECT FINANCING TO BE RE-STRUCTURED.	
2011	project is having legal issues. Project is on hold.	
2013	132 units completed. 71 units are occupied	

PGM Year: 2000

Project: 0261 - MODEL HOUSING COOP VILLAS DR GODOY CONDO

IDIS Activity: 2522 - MODEL HOUSING COOP VILLAS

Status: Open

Location: 1475 W Flagler St MIAMI Miami, FL 33135-2281

Objective: Provide decent affordable housing

Outcome: Affordability

Matrix Code: Construction of Housing (12)

National Objective: LMH

Initial Funding Date: 06/15/2000

Financing

Funded Amount: 51,939.77

Drawn Thru Program Year: 51,939.77

Drawn In Program Year: 0.00

Description:

ACQUISITION, CONSTRUCTION AND DEVELOPMENT OF 32 UNITS OF HOUSING

Proposed Accomplishments

Housing Units : 32

Actual Accomplishments

Number assisted:	Owner		Renter		Total		Person	
	Total	Hispanic	Total	Hispanic	Total	Hispanic	Total	Hispanic
White:	23	23	0	0	23	23	0	0
Black/African American:	1	0	0	0	1	0	0	0
Asian:	0	0	0	0	0	0	0	0
American Indian/Alaskan Native:	0	0	0	0	0	0	0	0
Native Hawaiian/Other Pacific Islander:	0	0	0	0	0	0	0	0
American Indian/Alaskan Native & White:	0	0	0	0	0	0	0	0
Asian White:	0	0	0	0	0	0	0	0
Black/African American & White:	0	0	0	0	0	0	0	0
American Indian/Alaskan Native & Black/African American:	0	0	0	0	0	0	0	0

Other multi-racial:	0	0	0	0	0	0	0	0
Asian/Pacific Islander:	0	0	0	0	0	0	0	0
Hispanic:	0	0	0	0	0	0	0	0
Total:	24	23	0	0	24	23	0	0
Female-headed Households:	0		0		0			

Income Category:

	Owner	Renter	Total	Person
Extremely Low	0	0	0	0
Low Mod	13	0	13	0
Moderate	11	0	11	0
Non Low Moderate	0	0	0	0
Total	24	0	24	0
Percent Low/Mod	100.0%		100.0%	

Annual Accomplishments

Years	Accomplishment Narrative	# Benefitting
2007	CONSTRUCTION 98% COMPLETED. AGENCY GOT CERTIFICATE OF OCCUPANCY FOR 28 OF 32 UNITS. WILL BEGIN TO SELL 28 OF 32 UNITS AND WORK ON COMPLETING THE OTHER 4 UNITS. BY JUNE 2008.	
2008	CONSTRUCTION COMPLETED. CERTIFICATE OF OCCUPANCY OBTAINED ON 12/27/20 8. AGENCY IS IN THE PROCESS OF SELLING 32 CONDOMINIUM APARTMENTS. ALSO SEE ACTIVITY # 2972.	
2009	\$26,254.38 TRANSFERRED TO THIS ACTIVITY FOR PROFESSIONAL SERVICES AND TECHNICAL ASSISTANCE (CDBG). FUNDING AMOUNT INCREASED BY \$3,307.79 AS PER MEMO DATED 8/31/2009 FOR PROFESSIONAL SERVICES TECHNICAL ASSISTANCE.	
2010	CONSTRUCTION 100% COMPLETED. PENDING SALE OF UNITS.	
2011	CONSTRUCTION 100% COMPLETED. PENDING SALE OF UNITS.	
2012	15 of the 32 units have been sold. The City of Miami's attorney is currently working on draft rent-to-own contract. They are currently screening 15 rent-to-own applicants. See IDIS # 2972	
2013	24 units were sold. Remaining six will be on rent to own contract. The information for the remaining six will be entered once the purchase is complete.	

PGM Year:	2001
Project:	0085 - GOULDS CDC GOULDS STOREPORCH
IDIS Activity:	2660 - GCDICI-GOULDS STOREPORCH

Status:	Open	Objective:	Create suitable living environments
Location:	11991 SW 220th St MIAMI Miami, FL 33170-2851	Outcome:	Sustainability
		Matrix Code:	Non-Residential Historic Preservation (16B)
		National Objective:	LMA
Initial Funding Date:	07/18/2001	Description:	
Financing			THE GOULDS COMMUNITY DEVELOPMENT CORPORATION PROPOSES THE ACQUISITION AND REHABILITATION OF A COMMERCIAL HISTORIC SITE IN GOULDS AT SW 222 STREET AND U.S 1.
Funded Amount:	129,268.65		
Drawn Thru Program Year:	129,268.65		
Drawn In Program Year:	0.00		

Proposed Accomplishments

Annual Accomplishments

Years	Accomplishment Narrative	# Benefitting
2001	REHABILITATION OF THE SITE HAS PROGRESSED SLOWLY, THE CONTRACT WILL BE EXTENDED THRU 12/31/2002 TO ALLOW THE AGENCY TO EXPEND ITS FUNDS.	
2002	THE MIAMI-DADE DEPARTMENT OF HISTORIC PRESERVATION HAS APPROVED THE INTERIOR CONSTRUCTION DESIGNS FOR THE PROJECT. THE ARCHTECT IS CURRENTLY PREPARING THE PLANS TO BE SUBMITTED TO THE MIAMI-DADE BUILDING DEPARTMENT FOR APPROVAL.	
2003	PHASE 1 (EXTERIOR CONSTRUCTION) COMPLETED. PHASE 2 (INTERIOR AND SITE IMPROVEMETNS) RE-SUBMITTED PLANS APPROVED BY BUILDING DEPARTMENT, STILL PENDING APPROVAL FROM MIAMI-DADE DERM. ONCE APPROVED, PHASE 2 CONSTRUCTION WILL COMMENCE. ACCOMPLISHMENTS OF ACTIVITY 3S 2132 AND 2373 ARE ALSO REPORTED ON THIS ACTIVITY.	
2004	ACTIVITY IS 50% COMPLETED. PHASE 2 IS STILL IN PERMITTING PROCESS. EXPECTED TO COMPLETE BY DECEMBER 2005. SEE ACTIVITY #S 2132, 2373.	
2005	THE PROJECT DELAYED DUE TO HURRICANE KATRINA AND WILMA WHICH AFFECTED THE AGENCY AND BUSINESS AFFILIATES. PHASE 2 IS STILL IN PERMITTING STAGE. EXPECTED THE COMPLETION BY DECEMBER 2006.	
2006	THE AGENCY NEEDS TO RE-PLAT THE PARCEL BUT DOES NOT HAVE THE FUNDS TO INITIATE THE PROCESS. AN ENGINNERING FIRM HAS AGREED TO PROVIDE SERVICES AND ACCEPT COMPENSATION AT A LATER DATE. FINANCIAL CHALLENGES EXPERIENCED BY THE AGENCY HAS DELAYED PROGRESS ON THIS PROJECT.	
2007	THE AGENCY ACQUIRED THE HISTORIC COMMERCIAL SITE. PHASE 1-ERECTION/STABILIZATION OF THE EXTERIOR WALLS AND THE ROOF STRUCURE FOR THE BUILDING WAS COMPLETE IN 2005. PHASE 2-INTERIOR AND SITE WORK IS STILL PENDING AND THE PERMITS HAVE EXPIRED. THE AGENCY IS EXPERIENCING FINANCIAL CHALLENGES, WHICH HAS DELAYED PROGRESS OF THIS PROJECT. THE PROJECTED COMPLETION DATE CANNOT BE DETERMINED UNTIL THESE ISSUES ARE RESOLVED.	
2008	THE AGENCY ACQUIRED THE HISTORIC COMMERCIAL SITE. PHASE 1-ERECTION/STABILIZATION OF THE EXTERIOR WALLS AND THE ROOF STRUCURE FOR THE BUILDING WAS COMPLETE IN 2005. PHASE 2-INTERIOR AND SITE WORK IS STILL PENDING AND THE PERMITS HAVE EXPIRED. THE AGENCY IS EXPERIENCING FINANCIAL CHALLENGES, WHICH HAS DELAYED PROGRESS OF THIS PROJECT. THE PROJECTED COMPLETION DATE CANNOT BE DETERMINED UNTIL THESE ISSUES ARE RESOLVED.	
2009	\$5,054.53 RECAPTURED AS PER ESOLUTION R-914-09.	
2010	PROJECT ONGOING.	
2011	ACTIVITY REMAINS OPEN. PENDING COLLECTION OF DOCUMENTATION.	

PGM Year: 2001**Project:** 0254 - MD OCED/HP OPERATION RESTORING COMMUNITY**IDIS Activity:** 2751 - MD OCED/HP MC FARLANE HOMESTEAD REHAB**Status:** Completed 9/20/2013 11:36:37 AM**Location:** 217 Florida Ave Coral Gables, FL 33133-4829**Objective:** Provide decent affordable housing**Outcome:** Affordability**Matrix Code:** Residential Historic Preservation
(16A)**National Objective:** LMH**Initial Funding Date:** 07/19/2001**Financing**

Funded Amount: 60,000.00

Drawn Thru Program Year: 60,000.00

Drawn In Program Year: 0.00

Proposed Accomplishments

Housing Units : 10

Description:

REHABILITATION OF 10 HISTORIC UNITS IN LOWAND MODERATEINCOME NEIGHBORHOODS.

Actual Accomplishments

Number assisted:

	Owner		Renter		Total		Person	
	Total	Hispanic	Total	Hispanic	Total	Hispanic	Total	Hispanic
White:	0	0	0	0	0	0		0
Black/African American:	3	0	0	0	3	0	0	0
Asian:	0	0	0	0	0	0	0	0
American Indian/Alaskan Native:	0	0	0	0	0	0	0	0
Native Hawaiian/Other Pacific Islander:	0	0	0	0	0	0	0	0
American Indian/Alaskan Native & White:	0	0	0	0	0	0	0	0
Asian White:	0	0	0	0	0	0	0	0
Black/African American & White:	0	0	0	0	0	0	0	0
American Indian/Alaskan Native & Black/African American:	0	0	0	0	0	0	0	0
Other multi-racial:	0	0	0	0	0	0	0	0
Asian/Pacific Islander:	0	0	0	0	0	0	0	0
Hispanic:	0	0	0	0	0	0	0	0
Total:	3	0	0	0	3	0	0	0
Female-headed Households:	0		0		0			

Income Category:

	Owner	Renter	Total	Person
Extremely Low	0	0	0	0
Low Mod	3	0	3	0
Moderate	0	0	0	0
Non Low Moderate	0	0	0	0
Total	3	0	3	0
Percent Low/Mod	100.0%		100.0%	

Annual Accomplishments

Years	Accomplishment Narrative	# Benefitting
2001	THE FUNDS WILL BE USED FOR THE REHABILITATION OF 10 HISTORIC HOUSING IN LOW/MODERATE INCOME NEIGHBORHOODS. NO FUNDS WERE EXPENDED FOR THIS ACITIVITY.	
2002	ACTIVITY IS UNDERWAY. NO FUNDS WERE EXPENDED FOR THIS ACTIVITY.	
2003	ACTIVITY IDENTIFIED FOR RECAPTURE.	
2004	ACTIVITY IDENTIFIED FOR RECAPTURE.	
2005	SEE ACTIVITY # 3087	
2006	SEE ACTIVITY # 3087	
2007	SEE ACTIVITY # 3087	
2008	SEE ACTIVITY # 3087	
2010	ACTIVITY REMAINS OPEN PENDING COLLECTION OF CLOSE-OUT DOCUMENTATION	
2011	ACTIVITY REMAINS OPEN PENDING COLLECTION OF CLOSE-OUT DOCUMENTATION. COMPLETED 3 HOMES.	

PGM Year: 2000
Project: 0335 - CARRFOUR CORP(SERVICE DEL.SUPPORT-SUN SOUTH AND CITY VIEW
IDIS Activity: 2827 - MB CDC- MERIDIAN PLACE FKA CARRFOUR CORP/SUN SOUTH

Status: Completed 2/20/2014 12:00:00 AM
Location: 530 Meridian Ave Miami, FL 33139-6428

Objective: Provide decent affordable housing
Outcome: Affordability
Matrix Code: Rehab; Multi-Unit Residential (14B) National Objective: LMH

Initial Funding Date: 08/02/2001

Financing

Funded Amount: 108,206.60
Drawn Thru Program Year: 108,206.60
Drawn In Program Year: 0.00

Description:

ACTIVITY FUNDED AS PER R#329-01.
SERVICE DELIVERY SUPPORT FOR REHABILITATING BUILDING OF 34 UNITS.\$0.01 recaptured as per non-substantial change memo dated October 11, 2011.

Proposed Accomplishments

Housing Units : 34

Actual Accomplishments

Number assisted:

	Owner		Renter		Total		Person	
	Total	Hispanic	Total	Hispanic	Total	Hispanic	Total	Hispanic
White:	0	0	1	0	1	0	0	0
Black/African American:	0	0	0	0	0	0	0	0
Asian:	0	0	0	0	0	0	0	0
American Indian/Alaskan Native:	0	0	0	0	0	0	0	0
Native Hawaiian/Other Pacific Islander:	0	0	0	0	0	0	0	0
American Indian/Alaskan Native & White:	0	0	0	0	0	0	0	0
Asian White:	0	0	0	0	0	0	0	0
Black/African American & White:	0	0	0	0	0	0	0	0
American Indian/Alaskan Native & Black/African American:	0	0	0	0	0	0	0	0
Other multi-racial:	0	0	0	0	0	0	0	0
Asian/Pacific Islander:	0	0	0	0	0	0	0	0
Hispanic:	0	0	0	0	0	0	0	0
Total:	0	0	1	0	1	0	0	0
Female-headed Households:	0		0		0			

Income Category:

	Owner	Renter	Total	Person
Extremely Low	0	0	0	0
Low Mod	0	1	1	0
Moderate	0	0	0	0
Non Low Moderate	0	0	0	0
Total	0	1	1	0
Percent Low/Mod		100.0%	100.0%	

Annual Accomplishments

Years	Accomplishment Narrative	# Benefitting
1111		
2001	SCOPE OF SERVICES AND BUDGET WERE SUBMITTED FOR CONTRACT DEVELOPMENT.	
2002	AGENCY HAS OBTAINED ENVIRONMENTAL CLEARANCE FOR SUN SOUTH PLACE. CONSTRUCTION EXPECTED TO BE STARTED ON 4/2003.	
2003	ACTIVITY IS UNDERWAY. BUILDING PERMIT HAS BEEN OBTAINED. MDHA CLOSED ON THE HOME AND SURTAX FUNDS IN AUGUST 2003. AGENCY WAITING ON MIAMI BEACH HOUSING AUTHORITY TO COMPLETE A PART OF TECHNICAL SUBMISSION FOR SECTION 8 SRO SUBSIDY. CONSTRUCTION EXPECTED TO BEGIN IN DECEMBER 2004. MAIMI-DADE DEPARTMENT ENVIRONMENTAL RESOURCES MANAGEMENT REQUIRES THE AGENCY TO REMOVE THE UNDERGROUND TANK. SEE ACTIVITY # 3015	
	PROJECT DELAYED MAINLY DUE TO FUNDING GAP.	
2004	ENVIRONMENTAL CLERANCE HAS BEEN OBTAINED FROM THE COUNTY. BUILDING PERMIT HAS BEEN OBTAINED. GENERAL CONTRACTOR IS SELECTED. MIAMI BEACH HOUSING AUTHORITY HAS COMPLETED ITS PART OF THE TECHNICAL SUBMISSION FOR THE SRO SUBSIDY AND IS AWAITING FINAL APPROVAL FROM U.S HUD. PROJECT DELAYED DUE TO LEGAL ISSUES WITH CITY OF MIAMI BEACH.	
2005	PROJECT DELAYED DUE TO LEGAL ISSUES WITH THE CITY OF MIAMI BEACH	
2006	ACTIVITY IS TRANSFERRED TO MIAMI BEACH COMMUNITY DEVELOPMENT CORPORATION. ACTIVITY IS UNDERWAY.	
2007	ACTIVITY IS TRANSFERRED TO MIAMI BEACH COMMUNITY DEVELOPMENT CORPORATION. ACTIVITY IS UNDERWAY.	
2008	ACTIVITY IS TRANSFERRED TO MIAMI BEACH COMMUNITY DEVELOPMENT CORPORATION. ACTIVITY IS UNDERWAY. SEE ACTIVITY # 3015	
2010	PROJECT WAS TRANSFERRED TO MIAMI BEACH CDC. THE NAME WAS CHANGED TO MERIDIAN PLACE. PROJECT IS UNDERWAY AND IS ABOUT 65% COMPLETE. EXPECTED COMPLETION DATE IS 12/31/2011.SEE ACTIVITY # 3015	
2011	The project is ongoing and construction is approximately 75% complete.	
2012	The project is 80% complete. Agency anticipates completion in December 2012. See activity # 3015	
2013	The project is complete, Certificate of occupancy obtained and one (1) unit is currently occupied. Awaiting rental of remaining units. Once the units are rented, the beneficiary information will be enetered. See activity # 3015	

PGM Year: 2002

Project: 0248 - GOULDS CDC COLONIAL VILLAGE

IDIS Activity: 2938 - GOULDS CDC COLONIAL VILLAGE

Status: Open

Location: 12200 SW 220th St MIAMI-DADE Goulds, FL 33170-2813

Objective: Provide decent affordable housing

Outcome: Affordability

Matrix Code: Construction of Housing (12)

National Objective: LMH

Initial Funding Date: 04/17/2002

Financing

Funded Amount: 205,207.74

Drawn Thru Program Year: 205,207.74

Drawn In Program Year: 0.00

Description:

AFFORDABLE HOUSING PRE-DEVELOPMENT AND ADMINISTRATIVE COSTS FOR CONSTRUCTION OF 13 SINGLE FAMILY HOMES IN GOULDS.

Proposed Accomplishments

Housing Units : 13

Actual Accomplishments

Number assisted:

Owner		Renter		Total		Person	
Total	Hispanic	Total	Hispanic	Total	Hispanic	Total	Hispanic

White:	12	2	0	0	12	2	0	0
Black/African American:	4	0	0	0	4	0	0	0
Asian:	0	0	0	0	0	0	0	0
American Indian/Alaskan Native:	0	0	0	0	0	0	0	0
Native Hawaiian/Other Pacific Islander:	0	0	0	0	0	0	0	0
American Indian/Alaskan Native & White:	0	0	0	0	0	0	0	0
Asian White:	0	0	0	0	0	0	0	0
Black/African American & White:	0	0	0	0	0	0	0	0
American Indian/Alaskan Native & Black/African American:	0	0	0	0	0	0	0	0
Other multi-racial:	0	0	0	0	0	0	0	0
Asian/Pacific Islander:	0	0	0	0	0	0	0	0
Hispanic:	0	0	0	0	0	0	0	0
Total:	16	2	0	0	16	2	0	0
Female-headed Households:	0		0		0			

Income Category:

	Owner	Renter	Total	Person
Extremely Low	0	0	0	0
Low Mod	12	0	12	0
Moderate	4	0	4	0
Non Low Moderate	0	0	0	0
Total	16	0	16	0
Percent Low/Mod	100.0%		100.0%	

Annual Accomplishments

Years	Accomplishment Narrative	# Benefitting
2002	CONSTRUCTION CONTINUED ON HOUSES 1-3 THROUGH 75% COMPLETION OF THE SHELLS. DEVELOPING DESIGN FOR A TWO STORY MODEL FOR THE 40' LOTS. WAITING CLOSING DATE ON SURTAX LOAN WITH MDHA. CONTINUING OUR MARKETING STRATEGIES FOR THE COLONIAL VILLAGE HOME SALES. CONSTRUCTION EXPECTED TO BE COMPLETED BY DECEMBER 2003.	
2003	CONSTRUCTION OF THE FIRST THREE (3) COLONIAL VILLAGE HOMES ARE AT APPROXIMATELY 85% COMPLETION. FINALIZING NEGOTIATIONS BETWEEN THE CDC AND THE NEW GENERAL CONTRACTOR TO REPLACE THE CURRENT GENERAL CONTRACTOR FOR THE PROJECT. THE ARCHITECT IS NOW FINALIZING THE CONSTRUCTION DOCUMENTS FOR THE COOKIE CUTTER PROCESS WITH MIAMI DADE BUILDING DEPT. FOR THE REMAINING 10 HOMES, AS WELL AS FINALIZING PLANS FOR THE TWO-STORY MODEL FOR THE 40' X 100' LOTS, ESTIMATED TIME UNTIL APPROVAL 6-8 WEEKS. MIAMI-DADE PUBLIC WORKS IS CURRENTLY FINALIZING THE DESIGN OF THE ROAD FOR THE SOUTH END OF THE DEVELOPMENT, DESIGN TO BE COMPLETED SOON. ACCORDING TO PUBLIC WORKS IT IS NOT DETERMINED WHEN CONSTRUCTION ON THE ROAD WILL START. CONTINUED HOMEBUYER EDUCATION AND AFFIRMATIVE MARKETING STRATEGIES. ACCOMPLISHMENTS FOR ACTIVITY #S 1597, 2369 AND 2790 ARE ALSO REPORTED ON THIS ACTIVITY.	
2004	CONSTRUCTION OF THE FIRST THREE (3) COLONIAL VILLAGE HOMES ARE AT APPROXIMATELY 85% COMPLETION. FINALIZING NEGOTIATIONS BETWEEN THE CDC AND THE NEW GENERAL CONTRACTOR TO REPLACE THE CURRENT GENERAL CONTRACTOR FOR THE PROJECT. THE ARCHITECT IS NOW FINALIZING THE CONSTRUCTION DOCUMENTS FOR THE COOKIE CUTTER PROCESS WITH MIAMI DADE BUILDING DEPT. FOR THE REMAINING 10 HOMES, AS WELL AS FINALIZING PLANS FOR THE	
2005	ONE UNIT IS COMPLETED. 10 UNITS ARE PROJECTED TO BE COMPLETED DURING THE FIRST QUARTER OF 2006. THE REMAINING 2 UNITS WILL BE COMPLETED BY JUNE 2006.	
2006	CONSTRUCTION OF 10 HOUSING UNITS IS COMPLETE, WITH CERTIFICATE OF OCCUPANCY. NINE UNITS HAVE BEEN SOLD. ONE IS PENDING SALE AND 3 ARE UNDER CONSTRUCTION WITH EXPECTED COMPLETION BY JULY 2007.	

Years	Accomplishment Narrative	# Benefitting
2007	AS OF 12/31/2007, CONSTRUCTION AND SALE OF 11 HOMES WERE COMPLETED. 3 HOMES WERE SOLD IN 2004, 5 HOMES WERE SOLD IN 2006, AND 3 HOMES WERE SOLD IN 2007. CONSTRUCTION OF THE 2 REMAINING HOMES STARTED IN 2006; BUT THE BUILDING DEPARTMENT ISSUED SEVERAL COMPLETION HOLD ON EACH HOME. THE PROJECTED COMPLETION CANNOT BE ASSESSED AT THIS TIME DUE TO THESE DELAYS AND FINANCING GAPS THAT MUST BE RESOLVED BY THE AGENCY.	
2008	AS OF 12/31/2007, CONSTRUCTION AND SALE OF 11 HOMES WERE COMPLETED. 3 HOMES WERE SOLD IN 2004, 5 HOMES WERE SOLD IN 2006, AND 3 HOMES WERE SOLD IN 2007. CONSTRUCTION OF THE 2 REMAINING HOMES STARTED IN 2006; BUT THE BUILDING DEPARTMENT ISSUED SEVERAL COMPLETION HOLD ON EACH HOME. THE PROJECTED COMPLETION CANNOT BE ASSESSED AT THIS TIME DUE TO THESE DELAYS AND FINANCING GAPS THAT MUST BE RESOLVED BY THE AGENCY.	
2010	PROJECT IS AWAITING CLOSEOUT, THE REMINDER OF THE PROJECT TO CONSTRUCT TWO HOMES IS NO LONGER FEASIBLE.	
2011	PROJECT IS AWAITING CLOSEOUT, THE REMINDER OF THE PROJECT TO CONSTRUCT TWO HOMES IS NO LONGER FEASIBLE.	
2012	Have LMI support documentation for 6 of 13 homeowners. Staff has reached out to the agency to secure additional documentation for the remaining 7 homebuyers.	

PGM Year: 2002
Project: 0019 - MD OCED/ED COMMERCIAL REVITALIZATION PROGRAM
IDIS Activity: 2962 - MD OCED/ED COMMERCIAL REVITALIZATION PRO

Status: Completed 11/15/2013 2:15:28 PM
Location: 140 W Flagler St MIAMI-DADE Miami, FL 33130-1519
Objective: Create economic opportunities
Outcome: Sustainability
Matrix Code: CI Building Acquisition, Construction, Rehabilitation (17C)
National Objective: LMJ

Initial Funding Date: 04/17/2002

Financing

Funded Amount: 842,190.75
Drawn Thru Program Year: 842,190.75
Drawn In Program Year: 0.00

Description:

REHABILITATION GRANTS THROUGH THE COMMERCIAL REVITALIZATION PROGRAM TO ASSIST BUSINESSES TO CREATE OR RETAIN 75 JOBS IN NON-TUA AREAS.

Proposed Accomplishments

Jobs : 75

Actual Accomplishments

Number assisted:

	Owner		Renter		Total		Person	
	Total	Hispanic	Total	Hispanic	Total	Hispanic	Total	Hispanic
White:	0	0	0	0	0	0	19	16
Black/African American:	0	0	0	0	0	0	4	0
Asian:	0	0	0	0	0	0	0	0
American Indian/Alaskan Native:	0	0	0	0	0	0	1	0
Native Hawaiian/Other Pacific Islander:	0	0	0	0	0	0	0	0
American Indian/Alaskan Native & White:	0	0	0	0	0	0	0	0
Asian White:	0	0	0	0	0	0	0	0
Black/African American & White:	0	0	0	0	0	0	0	0
American Indian/Alaskan Native & Black/African American:	0	0	0	0	0	0	0	0
Other multi-racial:	0	0	0	0	0	0	0	0
Asian/Pacific Islander:	0	0	0	0	0	0	0	0
Hispanic:	0	0	0	0	0	0	0	0
Total:	0	0	0	0	0	0	24	16

Female-headed Households: 0 0 0

Income Category:

	Owner	Renter	Total	Person
Extremely Low	0	0	0	2
Low Mod	0	0	0	18
Moderate	0	0	0	4
Non Low Moderate	0	0	0	0
Total	0	0	0	24
Percent Low/Mod				100.0%

Annual Accomplishments

Years	Accomplishment Narrative	# Benefitting
2002	BUSINESSES SELECTED TO PARTCIPATE ARE LOCATED IN OPA-LOCKA, ENTERPRISE ZONE AREA, LITTLE HAITI, WEST LITTLE RIVER, NORTH MIAMI, AND OTHER CDBG ELIGIBLE AREAS. THE PROGRAM IS UNDERWAY.	
2003	75 JOBS ARE EXPECTED TO BE CREATED/RETAINED THROUGH THE COMMERCIAL REVITLIZATION PROGRAM'S ASSISTANCE TO BUSINESSES SELECTED TO PARTICIPATE IN OPA-LOCKA ENTERPRISE ZONE AREA, LITTLE HAITI, WEST LITTLE RIVER, NORTH MIAMI AND OTHER CDBG ELIGIBLE AREAS.	
2004	BUSINESSES SELECTED TO PARTICIPATE ARE LOCATED IN OPA-LOCKA, ENTERPRIZE ZONE AREA, LITTLE HAITI, WEST LITTLE RIVER, NORTH MIAMI AND OTHER CDBG ELIGIBLE AREAS. DURING 2004, FIFTEEN (15) PROJECTS WERE COMPLETED AND THREE (3) ACTIVITIES ARE UNDERWAY. THIRTY (30) NEW FULL-TIME PERMANENT JOBS AND THIRTY (30) RETAINED JOBS WERE CREATED AS A RESULT OF THE CRP ASSISTANCE.	
2005	A TOTAL OF 45 JOBS WERE CREATED THROUGH THIS PROGRAM AND WERE REPORTED IN FY 2004 CAPER. ACTIVITY IS COMPLETED PENDING FINANCIAL CLOSEOUT.	
2006	A TOTAL OF 45 JOBS WERE CREATED AND WERE REPORTED IN FY 2004 CAPER. ONE PROJECT COMPLETED IN 2006 (COUNTRY CORNER PRODUCE MARKET). ACTIVITY IS COMPLETED PENDING FINANCIAL CLOSEOUT.	
2007	A TOTAL OF 45 JOBS WERE CREATED AND 30 JOBS RETAINED. ACTIVTY IS COMPLETE. PENDING FINANCIAL CLOSEOUT.	
2008	A TOTAL OF 45 JOBS WERE CREATED AND 30 JOBS RETAINED. ACTIVTY IS COMPLETE. PENDING FINANCIAL CLOSEOUT.	
2009	(PY09) ACTIVITY REMAINS OPEN. PENDING COLLECTION OF CLOSE-OUT DOCUMENTATION.	
2010	ACTIVITY COMPLETE. PENDING CLOSEOUT DOCUMENTATION.	
2011	ACTIVITY REMAINS OPEN PENDING COLLECTION OF CLOSE-OUT DOCUMENTATION	
2012	The project is associated with multiple activities that have to meet a national objective. Working with various organizations to collect the data to address closing out this project.	

PGM Year: 2002
Project: 0035 - MD OCED/UD SUPPORT SVS FOR SURTAX SALES
IDIS Activity: 2970 - MD OCED/UD SUPPORT SVS FOR SURTAX SALES

Status: Open
Location: COMMUNITY WIDE MIAMI-DADE MIAMI, FL 33130

Objective: Provide decent affordable housing
Outcome: Affordability
Matrix Code: Disposition (02) **National Objective:** LMH

Initial Funding Date: 04/17/2002

Financing

Funded Amount: 227,777.98
Drawn Thru Program Year: 227,777.98
Drawn In Program Year: 0.00

Description:

ROUTINE ENGINEERING SERVICES FOR SURVEYS, FOR SURTAX PARCELSIN MODEL CITY, COCONUT GROVE, PERRINE AND SOUTH MIAMI.

Proposed Accomplishments

Housing Units : 8

Actual Accomplishments

Number assisted:

	Owner		Renter		Total		Person	
	Total	Hispanic	Total	Hispanic	Total	Hispanic	Total	Hispanic
White:	0	0	0	0	0	0		0
Black/African American:	0	0	8	0	8	0	0	0
Asian:	0	0	0	0	0	0	0	0
American Indian/Alaskan Native:	0	0	0	0	0	0	0	0
Native Hawaiian/Other Pacific Islander:	0	0	0	0	0	0	0	0
American Indian/Alaskan Native & White:	0	0	0	0	0	0	0	0
Asian White:	0	0	0	0	0	0	0	0
Black/African American & White:	0	0	0	0	0	0	0	0
American Indian/Alaskan Native & Black/African American:	0	0	0	0	0	0	0	0
Other multi-racial:	0	0	0	0	0	0	0	0
Asian/Pacific Islander:	0	0	0	0	0	0	0	0
Hispanic:	0	0	0	0	0	0	0	0
Total:	0	0	8	0	8	0	0	0
Female-headed Households:	0		0		0			

Income Category:

	Owner	Renter	Total	Person
Extremely Low	0	0	0	0
Low Mod	0	8	8	0
Moderate	0	0	0	0
Non Low Moderate	0	0	0	0
Total	0	8	8	0
Percent Low/Mod		100.0%	100.0%	

Annual Accomplishments

Years	Accomplishment Narrative	# Benefitting
1111		
2002	ACTIVITY IS 100% COMPLETED. FOUR SURVEYS IN MODEL CITY, ONE SURVEY IN COCONUT GROVE, TWO SURVEYS IN PERRINE AND ONE SURVEY IN SOUTH MIAMI.	
2003	ACTIVITY IS COMPLETED. PENDING FINANCIAL CLOSEOUT.	
2004	ACTIVITY IS COMPLETED. PENDING FINANCIAL CLOSEOUT.	
2005	PROVIDED TECHNICAL SUPPORT TO 23 DESIGN/CONSTRUCTION CDBG FUNDED PROJECTS. MAINTAINED OCED LAND INVENTORY OF APPROXIMATELY 200 PARCELS, INCLUDING DETAILED LEGAL DESCRIPTION, LOCATION MAP AND REAL ESTATE TAX INFORMATION FOR EACH PARCEL. RESEARCHED AND TOURED NINE FOCUS AREAS TO DETERMINE HOUSING CONDITIONS.	
2006	ACTIVITY WAS 100% COMPLETED ON 2002. REMAINING FUNDS SHOULD BE REPROGRAMMED.	
2007	PROJECT 100% COMPLETED AS OF DECEMBER 2002. REMAINING FUNDS TO BE REPROGRAMMED. COMPLETED ENGINEERING SERVICES FOR SURVEYS FOR SURTAX PARCELS IN MODEL CITY NRSA, COCONUT GROVE, PERRINE, SOUTH MIAMI NRSA FOR DEVELOPMENT OF AFFORDABLE HOUSING FOR LOW/MOD INCOME FAMILIES.	
2008	ACTIVITY IS UNDERWAY. ADDITIONAL PERFORMANCE INFORMATION IS BEING COLLECTED.	

2010	ACTIVITY REMAINS OPEN PENDING COLLECTION OF CLOSE-OUT DOCUMENTATION	
2011	ACTIVITY REMAINS OPEN PENDING COLLECTION OF CLOSE-OUT DOCUMENTATION	
2013	Staff salaries to carryout various Real-estate functions to include acquiring/disposing of parcels, surveys, rezoning, and replatting in OCED/Urban Dev. Div.	

PGM Year:	2002	
Project:	0258 - MODEL HOUSING COOP VILLAS DR GODOY CONDO	
IDIS Activity:	2972 - MODEL HOUSING COOP VILLAS DR GODOY CONDO	

Status:	Completed 9/9/2013 8:06:32 AM	Objective:	Provide decent affordable housing
Location:	1455 W Flagler St MIAMI-DADE Miami, FL 33135-2208	Outcome:	Affordability
		Matrix Code:	Construction of Housing (12)
		National Objective:	LMH

Initial Funding Date:	04/30/2002	Description:	
Financing		AFFORDABLE HOUSING PRE DEVELOPMENT AND ADMINISTRATIVE COSTS AND CONSTRUCTION OF 32 MULTI FAMILY UNITS IN MIAMI.	
Funded Amount:	118,584.98		
Drawn Thru Program Year:	118,584.98		
Drawn In Program Year:	0.00		

Proposed Accomplishments

Actual Accomplishments

Number assisted:	Owner		Renter		Total		Person	
	Total	Hispanic	Total	Hispanic	Total	Hispanic	Total	Hispanic
White:	0	0	0	0	0	0		0
Black/African American:	0	0	0	0	0	0	0	0
Asian:	0	0	0	0	0	0	0	0
American Indian/Alaskan Native:	0	0	0	0	0	0	0	0
Native Hawaiian/Other Pacific Islander:	0	0	0	0	0	0	0	0
American Indian/Alaskan Native & White:	0	0	0	0	0	0	0	0
Asian White:	0	0	0	0	0	0	0	0
Black/African American & White:	0	0	0	0	0	0	0	0
American Indian/Alaskan Native & Black/African American:	0	0	0	0	0	0	0	0
Other multi-racial:	0	0	0	0	0	0	0	0
Asian/Pacific Islander:	0	0	0	0	0	0	0	0
Hispanic:	0	0	0	0	0	0	0	0
Total:	0	0	0	0	0	0	0	0
Female-headed Households:	0		0		0			

Income Category:				
	Owner	Renter	Total	Person
Extremely Low	0	0	0	0
Low Mod	0	0	0	0
Moderate	0	0	0	0

Non Low Moderate	0	0	0	0
Total	0	0	0	0
Percent Low/Mod				

Annual Accomplishments

Years	Accomplishment Narrative	# Benefitting
2002	COMPLETED ARCHITECTURAL PLAN. PLANNING AND PRE-DEVELOPMENT. CONSTRUCTION ESTIMATED TO START IN FY 2003.	
2003	PROJECT DELAYED, PENDING PLAN APPROVAL FROM MIAMI-DADE WATER AND SEWER DEPARTMENT, SEEKING ADDITIONAL FUNDING, AGENCY TO RE-SUBMIT THE BID FOR THE GENERAL CONTRACTOR.	
2004	PROJECT DELAYED, PENDING PLAN APPROVAL FROM MIAMI-DADE WATER AND SEWER DEPARTMENT, SEEKING ADDITIONAL FUNDING, AGENCY TO RE-SUBMIT THE BID FOR THE GENERAL CONTRACTOR.	
2005	PROJECT UNDER CONSTRUCTION, 55% COMPLETED.	
2006	CONSTRUCTION 90% COMPLETED. CONSTRUCTION EXPECTED COMPLETION DATE IS JUNE 2007.	
2007	CONSTRUCTION 98% COMPLETED. AGENCY GOT CERTIFICATE OF OCCUPANCY FOR 2 OF 32 UNITS. WILL BEGIN TO SELL 28 OF 32 UNITS AND WORK ON COMPLETING THE OTHER 4 UNITS. BY JUNE 2008.	
2008	CONSTRUCTION COMPLETED. CERTIFICATE OF OCCUPANCY OBTAINED ON 12/27/2008. AGENCY IS IN THE PROCESS OF SELLING 32 CONDOMINIUM APARTMENTS. ALSO, SEE ACTIVITY # 2522.	
2010	CONSTRUCTION 100% COMPLETED. PENDING SALE OF UNITS AND COLLECTION OF CLOSEOUT DOCUMENTATIONS.	
2011	CONSTRUCTION 100% COMPLETED. PENDING SALE OF UNITS AND COLLECTION OF CLOSEOUT DOCUMENTATIONS	
2012	15 of the 32 units have been sold. The City of Miami's attorney is currently working on draft rent-to-own contract. They are currently screening 15 rent-to-own applicants. See IDIS # 2522.	

PGM Year: 2002

Project: 0178 - NARANJA PRIN CDC MOODY DR INITIATIVE PROGRAM

IDIS Activity: 2973 - NARANJA PRIN CDC MOODY DR INITIATIVE PRO

Status: Open

Location: 26514 SW 138th Ave MIAMI-DADE Naranja, FL 33032-7631

Objective: Provide decent affordable housing

Outcome: Affordability

Matrix Code: Rehab; Multi-Unit Residential (14B)

National Objective: LMH

Initial Funding Date: 04/17/2002

Financing

Funded Amount: 102,100.71

Drawn Thru Program Year: 102,100.71

Drawn In Program Year: 0.00

Description:

NARANJA PRINCETON CDC SERVICE DELIVERY COSTS ASSOCIATED WITH THE REHABILITATION OF FIVE UNITS OF HOUSING IN NARANJA AND PRINCETON.

Proposed Accomplishments

Housing Units : 5

Actual Accomplishments

Number assisted:

	Owner		Renter		Total		Person	
	Total	Hispanic	Total	Hispanic	Total	Hispanic	Total	Hispanic
White:	1	1	0	0	1	1	0	0
Black/African American:	0	0	1	0	1	0	0	0
Asian:	0	0	0	0	0	0	0	0
American Indian/Alaskan Native:	0	0	0	0	0	0	0	0
Native Hawaiian/Other Pacific Islander:	0	0	0	0	0	0	0	0

American Indian/Alaskan Native & White:	0	0	0	0	0	0	0	0
Asian White:	0	0	0	0	0	0	0	0
Black/African American & White:	0	0	0	0	0	0	0	0
American Indian/Alaskan Native & Black/African American:	0	0	0	0	0	0	0	0
Other multi-racial:	0	0	0	0	0	0	0	0
Asian/Pacific Islander:	0	0	0	0	0	0	0	0
Hispanic:	0	0	1	1	1	1	0	0
Total:	1	1	2	1	3	2	0	0

Female-headed Households:	0	1	1
---------------------------	---	---	---

Income Category:

	Owner	Renter	Total	Person
Extremely Low	0	0	0	0
Low Mod	0	1	1	0
Moderate	1	1	2	0
Non Low Moderate	0	0	0	0
Total	1	2	3	0
Percent Low/Mod	100.0%	100.0%	100.0%	

Annual Accomplishments

Years	Accomplishment Narrative	# Benefitting
1111		
2002	SUBMITTED TO OCED A NOTIFICATION OF INTENT TO SOLICIT BIDS OR PROPOSALS AND A SAMPLE CONSTRUCTION BID PACKAGE FOR REVIEW/APPROVAL. REQUESTED OUR ORGANIZATION'S PARTICIPATION IN THE MIAMI-DADE HOUSING AGENCY'S INFILL HOUSING INITIATIVE, FOR FUTURE LAND ACQUISITIONS. DRAFTING CONTRACTS FOR OPTION ON THREE INFILL LOTS IN SUNNY HAVEN AREA IN NARANJA.	
2003	COMPLETED 2 HOUSING UNITS. PENDING CLOSING ON THE 3RD LOT. NEGOTIATING THE PURCHASE OF 4TH AND 5TH LOT. SEE THE ACTIVITY # 2378 AND 2694.	
2004	COMPLETED 2 HOUSING UNITS. PENDING CLOSING ON THE 3RD LOT. NEGOTIATING THE PURCHASE OF 4TH AND 5TH LOT. SEE THE ACTIVITY # 2694.	
2005	COMPLETED 2 HOUSING UNITS YEAR TO DATE. 3RD LOT SALE NEVER COMPLETED DUE TO BREACH OF SALE BY SELLER. PROJECT SIGNIFICANTLY DELAYED DUE TO HURRICANES KATRINA, WILMA AND RITA.	
2006	AS OF DECEMBER 31, 2006, THE AGENCY COMPLETED TWO(2) HOUSING UNITS. THE FIRST HOME WAS SOLD IN DECEMBER 2003 AND THE OTHER HOME WAS SOLD IN MAY 2004. A THIRD LOT WAS UNDER CONTRACT; HOWEVER THE SALE NEVER COMPLETED DUE TO BREACH OF SALE BY THE SELLER. THE AGENCY NEVER HAD THE SITE CONTROL OF THE PROPERTIES THAT THE PROPOSED UNITS TO BE BUILT. PROJECT IS NO LONGER FEASIBLE DUE TO INCREASED COST.	
2007	THE AGENCY NEVER HAD SITE CONTROL OF THE PROPERTIES TO COMPLETE THE FIVE PROPOSED HOUSING UNITS. TWO (2) HOMES WERE COMPLETED AND SOLD (2003 AND 2004) AND THE AGENCY DID NOT ACQUIRE THE THIRD LOT DUE TO BREACH OF CONTRACT BY THE SELLER. THE PROJECT IS COMPLETE AS OF 2007, AS IT IS NO LONGER FEASIBLE TO CONTINUE DUE TO THE INCREASED COST OF PROPERTIES IN THE AREA THAT THE PROPOSED HOMES WERE EXPECTED TO BE BUILT.	
2008	THE AGENCY NEVER HAD SITE CONTROL OF THE PROPERTIES TO COMPLETE THE FIVE PROPOSED HOUSING UNITS. TWO (2) HOMES WERE COMPLETED AND SOLD (2003 AND 2004) AND THE AGENCY DID NOT ACQUIRE THE THIRD LOT DUE TO BREACH OF CONTRACT BY THE SELLER. THE PROJECT IS COMPLETE AS OF 2007, AS IT IS NO LONGER FEASIBLE TO CONTINUE DUE TO THE INCREASED COST OF PROPERTIES IN THE AREA THAT THE PROPOSED HOMES WERE EXPECTED TO BE BUILT.	
2010	ACTIVITY REMAINS OPEN PENDING COLLECTION OF CLOSE-OUT DOCUMENTATION	
2011	ACTIVITY REMAINS OPEN PENDING COLLECTION OF CLOSE-OUT DOCUMENTATION	
2013	Contract for 5 home. Miami-Dade County issued 1 of the 2 mortgages. Staff is requesting additional documentation from homeowners.	

PGM Year:	2002
Project:	0087 - SOUTH MIAMI HEIGHTS CDC CARRIBEAN PALMS
IDIS Activity:	2995 - SOUTH MIAMI HEIGHTS CDC CARRIBEAN PALMS

Status:	Open	Objective:	Provide decent affordable housing
Location:	20200 SW 119TH AVE. MIAMI-DADE MIAMI, FL 33177	Outcome:	Affordability
		Matrix Code:	Construction of Housing (12)
			National Objective: LMH

Initial Funding Date:	04/25/2002	Description:	
Financing		AFFORDABLE HOUSING PRE-DEVELOPMENT AND ADMINSTRATIVE COSTS FOR THE CONSTRUCTION OF 45 SINGLE FAMILY AFFORDABLE HOMES IN S. MIAMI HEIGHTS.	
Funded Amount:	174,221.79	\$25,000 AS PER R#165-02.	
Drawn Thru Program Year:	174,221.79		
Drawn In Program Year:	0.00		

Proposed Accomplishments

Actual Accomplishments

Number assisted:	Owner		Renter		Total		Person	
	Total	Hispanic	Total	Hispanic	Total	Hispanic	Total	Hispanic
White:	4	4	0	0	4	4	0	0
Black/African American:	10	0	0	0	10	0	0	0
Asian:	0	0	0	0	0	0	0	0
American Indian/Alaskan Native:	0	0	0	0	0	0	0	0
Native Hawaiian/Other Pacific Islander:	0	0	0	0	0	0	0	0
American Indian/Alaskan Native & White:	0	0	0	0	0	0	0	0
Asian White:	0	0	0	0	0	0	0	0
Black/African American & White:	0	0	0	0	0	0	0	0
American Indian/Alaskan Native & Black/African American:	0	0	0	0	0	0	0	0
Other multi-racial:	0	0	0	0	0	0	0	0
Asian/Pacific Islander:	0	0	0	0	0	0	0	0
Hispanic:	0	0	0	0	0	0	0	0
Total:	14	4	0	0	14	4	0	0
Female-headed Households:	0		0		0			

<i>Income Category:</i>				
	Owner	Renter	Total	Person
Extremely Low	0	0	0	0
Low Mod	8	0	8	0
Moderate	6	0	6	0
Non Low Moderate	0	0	0	0
Total	14	0	14	0
Percent Low/Mod	100.0%		100.0%	

Annual Accomplishments

Years	Accomplishment Narrative	# Benefitting
2002	OBTAINED PERMITS FOR LAND EXCAVATION AND HAS COMPLETED 15% OF THE LAND EXCAVATION.	
2003	ACTIVITY IS UNDERWAY. ACTIVITY IS IN PRE-DEVELOPMENT STAGE. ALL INFRASTRUCTURE INCLUSIVE OF WATER LATERALS, STORM DRAINAGE, SEWER LINES HAVE BEEN INSTALLED. SEE ACTIVITY # 2440 AND 2441.	
2004	ACTIVITY IS UNDERWAY. CURRENTLY SECURING CONSTRUCTION FINANCING. REMAINING INFRASTRUCTURE HAS BEEN COMPLETED. PROJECT EXPECTED TO COMPLETE BY DECEMBER 2005. SEE ACTIVITY # 2164.	
2005	INFRASTRUCTURE IS COMPLETED. AGENCY IS SEEKING CONSTRUCTION FINANCING TO START THE CONSTRUCTION.	
2006	ACTIVITY IS HOLD PENDING ADDITIONAL FINANCING.	
2007	THE PROJECT IS STILL UNDERWAY. INFRASTRUCTURE IS COMPLETE; HOWEVER, AS OF 12/31/07, THE PROJECT IS ON HOLD PENDING ADDITIONAL FINANCING. THE EXPECTED COMPLETION DATE OF THE ACTIVITY CANNOT BE ASSESSED UNTIL THE AGENCY ACQUIRES ADDITIONAL FINANCING FOR THE PROJECT.	
2008	THE PROJECT IS STILL UNDERWAY. INFRASTRUCTURE IS COMPLETE; HOWEVER, AS OF 12/31/09, THE PROJECT IS ON HOLD PENDING ADDITIONAL FINANCING. THE EXPECTED COMPLETION DATE OF THE ACTIVITY CANNOT BE ASSESSED UNTIL THE AGENCY ACQUIRES ADDITIONAL FINANCING FOR THE PROJECT. SEE ACTIVITY # 2164	
2010	ACTIVITY REMAINS OPEN PENDING COLLECTION OF CLOSE-OUT DOCUMENTATION	
2011	ACTIVITY REMAINS OPEN PENDING COLLECTION OF CLOSE-OUT DOCUMENTATION	
2012	Habitat for Humanity bought the land from Miami-Dade County Contruction is expected to begin in February 2013. Habitat has 15 pre-qualified individuals. All recipients of Habitat homes are LMI individuals. Fifteen (15) of 45 homes have been completed with LMI beneficiary supporting documentation. Agency will complete 10 in February 2014, and 4 by May 2014. Remaining homes will be completed in 2015.	

PGM Year: 2002
Project: 0338 - CARRFOUR CORP. SUNSOUTH PLACE
IDIS Activity: 3015 - MB CDC- MERIDIAN PLACE FKA CARRFOUR CORP. SUNSOUTH PLACE

Status: Completed 2/20/2014 12:00:00 AM Objective: Provide decent affordable housing
Location: 530 Meridian Ave MIAMI-DADE Miami Beach, FL 33139-6428 Outcome: Affordability
Matrix Code: Rehab; Multi-Unit Residential (14B) National Objective: LMH

Initial Funding Date: 04/29/2002

Financing **Description:** SERVICE DELIVERY SUPPORT THE REHABILITATION OF 34 MULTIFAMILY UNITS.

Funded Amount: 67,916.96
Drawn Thru Program Year: 67,916.96
Drawn In Program Year: 0.00

Proposed Accomplishments

Actual Accomplishments

Number assisted:

	Owner		Renter		Total		Person	
	Total	Hispanic	Total	Hispanic	Total	Hispanic	Total	Hispanic
White:	0	0	0	0	0	0		0
Black/African American:	0	0	0	0	0	0	0	0
Asian:	0	0	0	0	0	0	0	0
American Indian/Alaskan Native:	0	0	0	0	0	0	0	0
Native Hawaiian/Other Pacific Islander:	0	0	0	0	0	0	0	0
American Indian/Alaskan Native & White:	0	0	0	0	0	0	0	0
Asian White:	0	0	0	0	0	0	0	0
Black/African American & White:	0	0	0	0	0	0	0	0

American Indian/Alaskan Native & Black/African American:	0	0	0	0	0	0	0	0
Other multi-racial:	0	0	0	0	0	0	0	0
Asian/Pacific Islander:	0	0	0	0	0	0	0	0
Hispanic:	0	0	0	0	0	0	0	0
Total:	0	0	0	0	0	0	0	0
Female-headed Households:	0		0		0			

Income Category:

	Owner	Renter	Total	Person
Extremely Low	0	0	0	0
Low Mod	0	0	0	0
Moderate	0	0	0	0
Non Low Moderate	0	0	0	0
Total	0	0	0	0
Percent Low/Mod				

Annual Accomplishments

Years	Accomplishment Narrative	# Benefitting
1111		
2002	AGENCY HAS OBTAINED ENVIRONMENTAL CLEARANCE, ARCHITECTUAL PLANS & SELECTED ON ARCHITECT. CONSTRUCTION EXPECTED TO START 4/03.	
2003	SEE ACTIVITY # 2827.	
2004	ENVIRONMENTAL CLEARANCE HAS BEEN OBTAINED. BUILDING PERMIT OBTAINED. GENERAL CONTRACTOR WAS SELECTED. MIAMI DADE HOUSING AGENCY CLOSED THE HOME/SURTAX FUNDS FOR 1 MILLION DOLLARS IN 2003. U.S. HUD APPROVED THE SUN SOUTH PLACE/MIAMI BEACH HOUSING AUTHORITY SECTION 8 TECHNICAL SUBMISSION FOR THE SECTION 8 SRO SUBSIDY AND WILL TRANSMIT THE ANNUAL CONTRIBUTIONS CONTRACT TO MDHA IN JANUARY 2005. UPON EXECUTION OF ACC, THE PROJECT WILL COMMENCE RENOVATIONS. PROJECT DELAYED DUE TO LEGAL ISSUES WITH CITY OF MIAMI BEACH.	
2005	PROJECT DELAYED DUE TO LEGAL ISSUES WITH THE CITY OF MIAMI BEACH.	
2006	LEGAL ISSUES HAVE BEEN RESOLVED WITH CITY OF MIAMI BEACH. PROPERTY IS UNDER CONTRACT WITH MIAMI BEACH CDC WHO AGREED TO COMPLETE CONSTRUCTION.	
2007	LEGAL ISSUES HAVE BEEN RESOLVED WITH CITY OF MIAMI BEACH. PROPERTY IS UNDER CONTRACT WITH MIAMI BEACH CDC WHO AGREED TO COMPLETE CONSTRUCTION.	
2008	ACTIVITY IS TRANSFERRED TO MIAMI BEACH COMMUNITY DEVELOPMENT CORPORATION. ACTIVITY IS UNDERWAY. SEE ACTIVITY # 2827.	
2010	PROJECT WAS TRANSFERRED TO MIAMI BEACH CDC. THE NAME WAS CHANGED TO MERIDIAN PLACE. PROJECT IS UNDERWAY AND IS ABOUT 65% COMPLETE. EXPECTED COMPLETION DATE IS 12/31/2011.	
2011	The project is ongoing and construction is approximately 75% complete.	
2012	The project is 80% complete. Agency anticipates completion in December 2012. See activity # 2827 This activity is associated with activity# 2827	
2013	The project is complete, Certificate of occupancy obtained and one (1) unit is currently occupied. Awaiting rental of remaining units. Once the units are rented, the beneficiary information will be entered on activity # 2827. See activity # 2827	

PGM Year: 2002
Project: 0339 - CITY OF S. MIAMI LAND ACQUISTION
IDIS Activity: 3025 - CITY OF S. MIAMI LAND ACQUISITION

Status: Completed 1/28/2014 9:05:20 AM
Location: MIAMI-DADE MIAMI-DADE MIAMI, FL 33135

Objective: Provide decent affordable housing
Outcome: Affordability
Matrix Code: Acquisition of Real Property (01) National Objective: LMH

Initial Funding Date: 04/30/2002

Financing

Funded Amount: 31,841.56
Drawn Thru Program Year: 31,841.56
Drawn In Program Year: 0.00

Description:

ACQUISITION OF FOUR VACANT PARCELS FOR INFILL HOUSING IN S. MIAMI.

Proposed Accomplishments

Actual Accomplishments

Number assisted:

	Owner		Renter		Total		Person	
	Total	Hispanic	Total	Hispanic	Total	Hispanic	Total	Hispanic
White:	0	0	0	0	0	0		0
Black/African American:	4	0	0	0	4	0	0	0
Asian:	0	0	0	0	0	0	0	0
American Indian/Alaskan Native:	0	0	0	0	0	0	0	0
Native Hawaiian/Other Pacific Islander:	0	0	0	0	0	0	0	0
American Indian/Alaskan Native & White:	0	0	0	0	0	0	0	0
Asian White:	0	0	0	0	0	0	0	0
Black/African American & White:	0	0	0	0	0	0	0	0
American Indian/Alaskan Native & Black/African American:	0	0	0	0	0	0	0	0
Other multi-racial:	0	0	0	0	0	0	0	0
Asian/Pacific Islander:	0	0	0	0	0	0	0	0
Hispanic:	0	0	0	0	0	0	0	0
Total:	4	0	0	0	4	0	0	0
Female-headed Households:	0		0		0			

Income Category:

	Owner	Renter	Total	Person
Extremely Low	0	0	0	0
Low Mod	0	0	0	0
Moderate	4	0	4	0
Non Low Moderate	0	0	0	0
Total	4	0	4	0
Percent Low/Mod	100.0%		100.0%	

Annual Accomplishments

Years	Accomplishment Narrative	# Benefitting
2002	THE CITY IDENTIFIED 3 PARCELS FOR ACQUISITION. TWO SITES HAVE BEEN PURCHASED. CURRENTLY IN THE PROCESS OF PROCURING APPRAISAL SERVICES FOR THE PARCELS PURCHASED. THE CITY OF SOUTH MIAMI IS ALSO FOCUSING ON IDENTIFYING ADDITIONAL LOTS TO PURCHASE FROM THE COUNTY'S LIST OF AVAILABLE PROPERTIES AND COMPLETING ENVIRONMENTAL REVIEWS FOR THOSE PROPERTIES PROPOSED FOR ACQUISITION.	

Years	Accomplishment Narrative	# Benefitting
2003	CITY IS SCHEDULED TO CLOSE ON ONE PARCEL BY APRIL 2004. TWO OTHER FAMILIES WILL BE SELECTED FROM A POOL OF APPLICANTS BY MAY 2004. ACTIVITY IS UNDERWAY.	
2004	CITY IS SCHEDULED TO CLOSE ON ONE PARCEL BY JULY 2005. TWO OTHER FAMILIES WILL BE SELECTED FROM A POOL OF APPLICANTS BY MAY 2005. ACTIVITY IS UNDERWAY.	
2005	CITY CLOSED ON ONE PARCEL. FAMILIES ARE CURRENTLY BEEN SELECTED FOR HOMEOWNERSHIP HOUSING. ACTIVITY IS UNDERWAY.	
2008	PRE-DEVELOPMENT COSTS ASSOCIATED WITH THE ACQUISITION OF TWO (2) PARCELS OF LAND FOR THE DEVELOPED 2 UNITS FOR LOW/MOD FAMILIES. REMAINING FUNDS IN THE AMOUNT OF \$58,158.44 WAS REPROGRAMMED UNDER R-1466-04 TO OTHER ELIGIBLE CDBG FUNDED ACTIVITIES. ONLY TWO HOUSES WERE BUILT DUE TO LACK OF FINANCING FOR THE OTHER TWO UNITS.	
2010	PROJECT UNDER REVIEW. WILL REACH OUT CITY OF SOUTH MIAMI TO MAKE FINAL DETERMINATION.ON-GOING.	
2011	PROJECT IS ON-GOING.	
2012	Habitat for Humanity took over the project and will get the beneficiary information from them.	
2013	4 homes were completed and occupied by LMI persons.	

PGM Year: 2002
Project: 0399 - YOUTH IN ACTION CTR, INC. GOULDS S. FAMILY REHAB
IDIS Activity: 3111 - YOUTH IN ACTION CTR., INC., GOULDS S. FA

Status: Open Objective: Provide decent affordable housing
Location: 1736 NW 78th St MIAMI-DADE Miami, FL 33147-5632 Outcome: Affordability
Matrix Code: Rehabilitation Administration (14H) National Objective: LMH

Initial Funding Date: 04/30/2002 **Description:**
Financing REHABILITATION ADMINISTRATION FOR 4 SINGLE FAMILY HOMES IN TGOULDS.

Funded Amount: 135,172.15
Drawn Thru Program Year: 135,172.15
Drawn In Program Year: 0.00

Proposed Accomplishments

Housing Units : 4

Actual Accomplishments

Number assisted:

	Owner		Renter		Total		Person	
	Total	Hispanic	Total	Hispanic	Total	Hispanic	Total	Hispanic
White:	1	1	0	0	1	1	0	0
Black/African American:	1	0	0	0	1	0	0	0
Asian:	0	0	0	0	0	0	0	0
American Indian/Alaskan Native:	0	0	0	0	0	0	0	0
Native Hawaiian/Other Pacific Islander:	0	0	0	0	0	0	0	0
American Indian/Alaskan Native & White:	0	0	0	0	0	0	0	0
Asian White:	0	0	0	0	0	0	0	0
Black/African American & White:	0	0	0	0	0	0	0	0
American Indian/Alaskan Native & Black/African American:	0	0	0	0	0	0	0	0
Other multi-racial:	0	0	0	0	0	0	0	0
Asian/Pacific Islander:	0	0	0	0	0	0	0	0

Hispanic:	0	0	0	0	0	0	0	0
Total:	2	1	0	0	2	1	0	0

Female-headed Households:	0	0	0	0	0	0	0	0
---------------------------	---	---	---	---	---	---	---	---

<i>Income Category:</i>				
	Owner	Renter	Total	Person
Extremely Low	0	0	0	0
Low Mod	0	0	0	0
Moderate	2	0	2	0
Non Low Moderate	0	0	0	0
Total	2	0	2	0
Percent Low/Mod	100.0%		100.0%	

Annual Accomplishments

Years	Accomplishment Narrative	# Benefitting
2002	ACTIVITY IS UNDERWAY AND CONTRACT TO BE EXTENDTD TO DECEMBER 2003. LIENS ON THE PROPERTIES HAVE BEEN CLEARED. REHABILITATION IS EXPECTED TO BE STARTED BY AUGUST 2003 AND BE COMPLETED BY DECEMEBER 2003.	
2003	ACTIVITY IS UNDERWAY. ENVIRONMENTAL CLEARANCE OBTAINED. SECURED ADEQUATE FINANCING. PERMITS HAVE BEEN SECURED. PROJECT DELAYED DUE TO CLEARANCE OF LIENS ON THE PROPERTY. LIENS HAVE BEEN CLEARED. REHABILITATION IS SCHEDULED TO BEGIN SECOND QUARTER OF 2004.	
2004	ACTIVITY IS UNDERWAY. REHAB OF HOMES COMMENCED. 2 OF THE 4 HOMES HAVE BEEN COMPLETED. ACTIVITY WILL BE RECIEVING ADDITIONAL FUNDS AND CO NTRACT EXTENDED THROUGH DEC 2005.	
2005	THREE HOUSES HAVE BEEN COMPLETED AND SOLD TO LOW INCOME FAMILIES. THE REMAINING HOUSES ARE 80% COMPLETED AND EXPECTED TO COMPLETE BY MARCH 2006.	
2006	ACTIVITY IS 75% COMPLETE PENDING THE COMPLETION OF ONE HOUSE BY DECEMBER 2007.	
2007	THE PROJECT IS STILL UNDERWAY. THREE (3) HOMES COMPLETED AS OF DECEMBER 31, 2007, AND THE LAST HOME IS ABOUT 70% COMPLETE. THE EXPECTED COMPLETION DATE OF THIS ACTIVITY IS AUGUST 2008.	
2008	THE PROJECT IS UNDERWAY. THREE (3) HOMES COMPLETED AS OF DECEMBER 31, 2007 AND THE LAST HOME IS 70% COMPLETE.	
2009	\$14,936.31 RECAPTURED AS PER RESOLUTION R-914-09	
2010	ACTIVITY REMAINS OPEN PENDING CLOSING DOCUMENTATION.	
2011	ACTIVITY REMAINS OPEN PENDING CLOSING DOCUMENTATION.	
2013	Staff has mortgage documentation for 2 of 4 homebuyers.	

PGM Year:	2002		
Project:	0426 - LBW HOMEOWNER'S FOUNDATION, INC. GRANT AVE VILLAGE SQUARE		
IDIS Activity:	3152 - LBW HOMEOWNER'S FOUNDATION BAHAMIAN VILL		
Status:	Open	Objective:	Create economic opportunities
Location:	NW CORNER OF GRAND AVE AND US 1 MIAMI-DADE, FL 33130	Outcome:	Sustainability
		Matrix Code:	CI Building Acquisition, Construction, Rehabilitation (17C)
		National Objective:	LMJ
Initial Funding Date:	05/16/2002	Description:	
Financing			
Funded Amount:	230,000.00		
Drawn Thru Program Year:	230,000.00		

Drawn In Program Year: 0.00

Proposed Accomplishments

Jobs : 6

Actual Accomplishments

Number assisted:

	Owner		Renter		Total		Person	
	Total	Hispanic	Total	Hispanic	Total	Hispanic	Total	Hispanic
White:	0	0	0	0	0	0		0
Black/African American:	0	0	0	0	0	0	0	0
Asian:	0	0	0	0	0	0	0	0
American Indian/Alaskan Native:	0	0	0	0	0	0	0	0
Native Hawaiian/Other Pacific Islander:	0	0	0	0	0	0	0	0
American Indian/Alaskan Native & White:	0	0	0	0	0	0	0	0
Asian White:	0	0	0	0	0	0	0	0
Black/African American & White:	0	0	0	0	0	0	0	0
American Indian/Alaskan Native & Black/African American:	0	0	0	0	0	0	0	0
Other multi-racial:	0	0	0	0	0	0	0	0
Asian/Pacific Islander:	0	0	0	0	0	0	0	0
Hispanic:	0	0	0	0	0	0	0	0
Total:	0	0	0	0	0	0	0	0
Female-headed Households:	0		0		0			

Income Category:

	Owner	Renter	Total	Person
Extremely Low	0	0	0	0
Low Mod	0	0	0	0
Moderate	0	0	0	0
Non Low Moderate	0	0	0	0
Total	0	0	0	0
Percent Low/Mod				

Annual Accomplishments

Years	Accomplishment Narrative	# Benefitting
2002	PROJECT IS IN DESIGN PHASE. ENVIRONMENTAL UNDERWAY. LAND ACQUISITION COMPLETED. 02. HOUSING COMPONENT IS NOT INITIATED AT THIS TIME.	
2003	ENVIRONMENTAL CLEARANCE COMPLETED. CITY OF CORAL GABLES DISAPPROVED PARKING VARIANCE. PROJECT NEEDS TO BE RE-DESIGNED. AGENCY CONSIDERING THE ELIMINATION OF THE HOUSING COMPONENT IN THE NEW DESIGN. DESIGN SUBJECT TO APPROVAL BY MIAMI-DADE OFFICE OF COMMUNITY AND ECONOMIC DEVELOPMENT. CONTRACT EXTENDED TO JUNE 2004.	
2004	COUNTY APPROVED TRANSFER OF LAND TO LBW HOMEOWNER'S FOUNDATION ON JAN 23, 2004 FOR CONTRIBUTION TO THE PARTNERSHIP. CONSTRUCTION PLANS AR COMPLETE AND BUILDING PERMITS ARE BEING PROCESSED. LEASING HAS BEGU TO TENANTS, HOWEVER CANNOT BE SIGNED UNTIL THE DEED IS TRANSFERRED. BIDS FOR GENERAL CONTRACTOR RECEIVED AND ARE BEING REVIEWED.	
2005	PLEASE SEE REPORTING FOR ACTIVITY # 3391.	
2006	PLEASE SEE REPORTING FOR ACTIVITY # 3391.	

2007	PLEASE SEE REPORTING FOR ACTIVITY # 3391.
2008	PLEASE SEE REPORTING FOR ACTIVITY # 3391.
2009	(PY09) ACTIVITY REMAINS OPEN. AGENCY CONTINUES MARKETING OF PROJECT TO PROSPECTIVE TENANTS. ALL PRIOR DEALS ARE DEAD DUE TO ECONOMY.
2010	PROJECT ON-GOING.
2011	ACTIVITIY REMAINS OPEN. PENDING CLOSEOUT DOCUMENTATION.SEE ACTIVITY #3391.
2012	Agency is resolving zoning/encroachment with utilities and will move forward once the issues are resolved. See IDIS # 3391.
2013	Utilities encroachment issues, agency continues to complete activity.

PGM Year:	2002
Project:	0435 - LITTLE HAVANA ACTIVITIES NUTRITION CENTER-MULTIGENERATIONAL
IDIS Activity:	3169 - LHANC-MULTIGENERATIONAL CENTER

Status:	Open	Objective:	Create suitable living environments
Location:	740 SW 8th St MIAMI Miami, FL 33130-3311	Outcome:	Availability/accessibility
		Matrix Code:	Public Facilities and Improvement (General) (03)
		National Objective:	LMC

Initial Funding Date:	06/21/2002	Description:	
Financing		TO ACQUIRE AND RENOVATE A BUILDING LOCATED AT 740 SW 8 STREET IN ORDER TO EXPAND THE AGENCY'S CHILDCARE, DAYCARE AND SOCIAL HEALTH AND SUPPORTIVE SERVICES.	
Funded Amount:	1,200,000.00		
Drawn Thru Program Year:	1,200,000.00		
Drawn In Program Year:	0.00		

Proposed Accomplishments	
Public Facilities : 1	

Actual Accomplishments								
Number assisted:	Owner		Renter		Total		Person	
	Total	Hispanic	Total	Hispanic	Total	Hispanic	Total	Hispanic
White:	0	0	0	0	0	0		0
Black/African American:	0	0	0	0	0	0	0	0
Asian:	0	0	0	0	0	0	0	0
American Indian/Alaskan Native:	0	0	0	0	0	0	0	0
Native Hawaiian/Other Pacific Islander:	0	0	0	0	0	0	0	0
American Indian/Alaskan Native & White:	0	0	0	0	0	0	0	0
Asian White:	0	0	0	0	0	0	0	0
Black/African American & White:	0	0	0	0	0	0	0	0
American Indian/Alaskan Native & Black/African American:	0	0	0	0	0	0	0	0
Other multi-racial:	0	0	0	0	0	0	0	0
Asian/Pacific Islander:	0	0	0	0	0	0	0	0
Hispanic:	0	0	0	0	0	0	0	0
Total:	0	0	0	0	0	0	0	0
Female-headed Households:	0		0		0			

Income Category:

	Owner	Renter	Total	Person
Extremely Low	0	0	0	0
Low Mod	0	0	0	0
Moderate	0	0	0	0
Non Low Moderate	0	0	0	0
Total	0	0	0	0
Percent Low/Mod				

Annual Accomplishments

Years	Accomplishment Narrative	# Benefitting
1111		
2002	FUNDS USED TO ACQUIRE BUILDING TO BE USED A A MULTI-GENERATIONAL CENTER. AGENCY IS SEEKING ADDITIONAL FUNDING FOR RENOVATION AND CURRENTLY MEETING WITH CITY OF MIAMI FOR ZONING PERMITS.	
2003	ACQUISITION OF THE PROPERTY COMPLETED. AGENCY IS SEEKING ADDITIONAL FUNDING FOR REHABILITATION. AGENCY IS MEETING WITH CITY OF MIAMI FOR THE APPROVAL OF PLANS. ACTIVITY IS UNDERWAY.	
2004	AGENCY IS SEEKING ADDITIONAL FUNDING TO DEVELOP THE PROPERTY. MET WITH CITY OF MIAMI ZONING DEPARTMENT AND THE CITY MANAGER TO DISCUSS THE PLANS. ACTIVITY IS UNDERWAY.	
2005	AGENCY SEEKING ADDITIONAL FUNDS TO COMPLETE THE PROJECT. FILES APPLICATION WITH CITY OF MIAMI FOR FUNDING. ACTIVITY IS UNDERWAY. AGENCY CONTINUES TO LOOK FOR FUNDING IN ORDER TO DEVELOP THE MALAGA PROPERTY.	
2006	AGENCY IS SEEKING FUNDING FOR THE DEVELOPMENT OF THE PROPERTY. AGENCY RECIEVED A HODAG GRANT OF \$250,000.00 FOR PRE-DEVELOPMENT COSTS. AGENCY IS SEEKING FUNDING FROM BOTH CITY OF MIAMI AND MIAMI-DADE COUNTY.	
2007	THE PROPERTY WAS PURCHASED AND THE AGENCY IS IN THE PROCESS OF SECURING THE FUNDS NECESSARY TO CONSTRUCT THE MULTI-PURPOSE FACILITY. THE AGENCY WILL BE CONTRACTING WITH AN AREA DEVELOPER TO FINALIZE ALL FUNDING COMMITMENTS TO CONTINUE THIS ONGOING PROJECT.	
2008	THE PROPERTY WAS PURCHASED AND THE AGENCY IS IN THE PROCESS OF SECURING THE FUNDS NECESSARY TO CONSTRUCT THE MULTI-PURPOSE FACILITY. THE AGENCY WILL BE CONTRACTING WITH AN AREA DEVELOPER TO FINALIZE ALL FUNDING COMMITMENTS TO CONTINUE THIS ONGOING PROJECT.	
2010	ACTIVITY REMAINS OPEN PENDING CLOSING DOCUMENTATION.	
2011	ACTIVITY REMAINS OPEN PENDING CLOSING DOCUMENTATION.	
2013	Multiple scope changes; however, the agency has now decided to proceed with the original scope of work to complete project.	

PGM Year: 2002
Project: 0436 - JESCA-NORTHSHORE COMMUNITY CENTER
IDIS Activity: 3170 - JESCA-NORTHSHORE COMMUNITY CENTER

Status: Open
Location: 9201 NW 8th Ave MIAMI Miami, FL 33150-2045

Objective: Create suitable living environments
Outcome: Sustainability
Matrix Code: Public Facilities and Improvement National Objective: LMA
(General) (03)

Initial Funding Date: 06/21/2002

Financing

Funded Amount: 333,204.54
Drawn Thru Program Year: 333,204.54
Drawn In Program Year: 0.00

Description:

REHAB AND CONSTRUCTION OF THE NORTHSIDE COMMUNITY CENTER LOCATED AT 9201 NW 8 AVE, MIAMI ACTIVITY CREATED AS PER 61802 PLAN AMENDMENT.\$250.00 recaptured as per resolution R# 67-11.

Proposed Accomplishments

Annual Accomplishments

Years	Accomplishment Narrative	# Benefitting
2002	SITE CONTROL OBTAINED. PLANNING STAGE HAS BEGUN. SURVEYS COMPLETED. REFER TO ACTIVITY # 1886.	
2003	THE WAIVER OF PLAT IS STILL PENDING. OTHER PERMITS ARE ALSO PENDING (ESTOPEL NOTICE AND FIRE FLOW APPROVALS). CONTRACT AMENDMENT #7 EXPIRES ON DECEMBER 2004. ENVIRONMENTAL CLEARANCE ISSUED. LAND AND BUILDING PURCHASED, ARCHITECTURAL PLANS COMPLETED, GROUND BREAKING CEREMONY HELD ON DECEMBER 2003. CONTRACTOR SELECTED, PRE-CONSTRUCTION MEETING ON JAN 2003. CONSTRUCTION EXPECTED TO BE COMPLETED BY DECEMBER 2004. PROJECT DELAYED DUE TO VARIANCE ISSUES AND EXISTING STRUCTURE FIRE AS OF OCTOBER 2003. SEE ALSO ACTIVITY # 1886.	
2004	PORTLAND CONSTRUCTION COMPANY HAS BEEN SELECTED AS THE NEW GENERAL CONTRACTOR. DUE TO SEVERAL UNEXPECTED DELAYS WITH THE COMPLETION OF THE PROJECT, AN UPDATED ENVIRONMENTAL SITE ASSESSMENT IS NEEDED. THE DEMOLITION PERMIT HAS BEEN APPROVED BY MIAMI-DADE COUNTY. SEE ACTIVITY # 1886.	
2005	THE PERMITS WERE PULLED AGAIN FOR THE PROJECT. PROJECT IS READY FOR ACTUAL CONSTRUCTION. IT IS EXPECTED THAT CONSTRUCTION WILL BEGIN BY MIDDLE OF FEBRUARY 2006.	
2006	AS OF DECEMBER 2006, THE PROJECT IS 80% COMPLETED. CONSTRUCTION IS PROGRESSING. SEE ACTIVITY # 1886. ACTIVITY EXPECTED TO BE COMPLETED BY JUNE 2007.	
2007	THE ACQUISITION AND RELOCATION PROCESS IS COMPLETE. CONSTRUCTION BEGAN IN 2005 AND AS OF DECEMBER 31, 2007, HAS ACHIEVED 95% COMPLETION LEVEL. IT IS EXPECTED THAT CONSTRUCTION WILL BE 100% COMPLETE WITH THE CENTER FULLY OPERATIONAL BY DECEMBER 31, 2008.	
2008	CONSTRUCTION HAS BEEN COMPLETED. CERTIFICATE OF OCCUPANCY WAS ISSUED. JESCA'S YOUTH PROGRAM WILL TAKE OCCUPANCY BY FEBRUARY 16, 2009. SEE ACTIVITY # 1886.	
2009	FUNDING AMOUNT INCREASED BY \$2,778.85 AS PER MEMO DATED 8/31/2009 FOR PROFESSIONAL SERVICES TECHNICAL ASSISTANCE. (PY09): ACTIVITY REMAINS OPEN. FUNDING AMOUNT INCREASED BY \$2,778.85 AS PER MEMO DATED 8/31/2009 FOR PROFESSIONAL SERVICES TECHNICAL ASSISTANCE. CHANGED THE ACTIVITY STATUS TO UNDERWAY AS PER RECOMMENDATION #2E OF US HUD LETTER DATED 8/6/2009. AGENCY HAS DECLARED BANKRUPTCY.	
2010	PROJECT HAS BEEN COMPLETED. C.O. ACQUIRED IN 9/16/2008. AGENCY BEGAN DELIVERY OF SERVICE TO YOUTH AND ELDERLY IN 2009 BUT JESCA FILED FOR BANKRUPTCY IN THE SAME YEAR. SERVICES COULD NOT BE DOCUMENTED. COUNTY WILL PURSUE ALL LEGAL OPTIONS TO RECAPTURE FUNDS AND MEET NATIONAL OBJECTIVE.	
2011	PROJECT HAS BEEN COMPLETED. C.O. ACQUIRED IN 9/16/2008. AGENCY BEGAN DELIVERY OF SERVICE TO YOUTH AND ELDERLY IN 2009 BUT JESCA FILED FOR BANKRUPTCY IN THE SAME YEAR. SERVICES COULD NOT BE DOCUMENTED. COUNTY WILL PURSUE ALL LEGAL OPTIONS TO RECAPTURE FUNDS AND MEET NATIONAL OBJECTIVE.	
2013	Property was foreclosed and the County submitted a request to HUD to swap this activity with Arcola Lakes Headstart Center and closeout project meeting the national objective.	

PGM Year: 2002
Project: 0437 - EAST LITTLE HAVANA CDC-LATIN QUARTER SPECIALITY CENTER
IDIS Activity: 3171 - ELHCDC-LATIN QUARTER SPECIALITY CENTER

Status: Completed 2/3/2014 2:15:31 PM
Location: 1435 SW 8th St MIAMI Miami, FL 33135

Objective: Create economic opportunities
Outcome: Sustainability
Matrix Code: CI Building Acquisition, Construction, Rehabilitation (17C) **National Objective:** LMA

Initial Funding Date: 06/21/2002

Financing

Funded Amount: 246,478.81
Drawn Thru Program Year: 246,478.81
Drawn In Program Year: 0.00

Description:

DEVELOPMENT OF MIXED USE HOUSING AND RETAIL PROJECT THAT CONSISTS OF 45 CONDO UNITS AND 15000 SQ. FT.
 OF RETAIL SPACE AT SW 8 STREET AND SW 15 AVE

Proposed Accomplishments

Businesses : 8
 Total Population in Service Area: 17
 Census Tract Percent Low / Mod: 100.00

Annual Accomplishments

Years	Accomplishment Narrative	# Benefitting
2002	BUILDING PERMIT OBTAINED, PRE-QUALIFIED HOMEOWNERS, CONSTRUCTION 40% COMPLETE. ESTIMATED COMPLETION DATE IS JULY, 2003.	
2003	ACTIVITY IS UNDERWAY. CONSTRUCTION CONTINUES ON SCHEDULE. RELEASES OF LIENS AND SECTION 3 REPORTS ARE CONTINUED TO BE REVIEWED. BUYERS AND TENANTS CONTINUE TO BE INTERVIEWED FOR THE PROJECT. SEE ACTIVITY # 3038	
2004	ACTIVITY IS UNDERWAY. CONSTRUCTION CONTINUES ON SCHEDULE. RELEASES OF LIENS AND SECTION 3 REPORTS ARE CONTINUED TO BE REVIEWED. BUYERS AND TENANTS CONTINUE TO BE INTERVIEWED FOR THE PROJECT. SEE ACTIVITY # 3038	
2005	CONSTRUCTION COMPLETED. 45 CONDO UNITS FOR LOW INCOME INDIVIDUALS ARE OCCUPIED. RETAIL SPACE HAS BEEN RENTED.	
2006	IN DECEMBER 2006 AGENCY WAS ABLE TO SECURE ADDITIONAL LOAN FROM PACIFIC NATIONAL BANK TO PARTIALLY COVER THE COSTS OF REMEDIAL CONSTRUCTION WORK, THE COMMERCIAL BUILD OUT AND THE PNB LOAN INTEREST COSTS. ACTIVITY IS ONGOING.	
2007	CONSTRUCTION WAS COMPLETE IN MARCH 2006 AND ALL 45 UNITS SOLD AS OF DECEMBER 31, 2007. THE EXPECTED HOUSING ACCOMPLISHMENTS FOR THIS PROJECT ARE COMPLETE. THE FACILITY IS A MIXED-USE BUILDING WITH SIX RETAIL SHOPS THAT ARE EXPECTED TO BE 90% COMPLETED BY DECEMBER 31, 2008 AND FULLY LEASED TO RETAIL BUSINESSES.	
2008	CONSTRUCTION WAS COMPLETE IN MARCH 2006 AND ALL 45 UNITS SOLD AS OF DECEMBER 31, 2007. THE EXPECTED HOUSING ACCOMPLISHMENTS FOR THIS PROJECT ARE COMPLETE. THE FACILITY IS A MIXED-USE BUILDING WITH SIX RETAIL SHOPS.	
2010	ACTIVITY REMAINS OPEN PENDING COLLECTION OF CLOSE-OUT DOCUMENTATION	
2011	ACTIVITY REMAINS OPEN PENDING COLLECTION OF CLOSE-OUT DOCUMENTATION. ACTIVITY IS COMPLETED	

PGM Year: 2003
Project: 0283 - CAMILUS HOUSE, INC. BECKHAM HALL
IDIS Activity: 3240 - CAMILUS HOUSE, INC. BECKHAM HALL

Status: Completed 4/19/2013 8:26:15 AM
 Location: 2735 NW 10th Ave Miami, FL 33127-4009

Objective: Create suitable living environments
 Outcome: Availability/accessibility
 Matrix Code: Homeless Facilities (not operating costs) (03C) National Objective: LMC

Initial Funding Date: 06/19/2003

Financing

Funded Amount: 138,729.64
 Drawn Thru Program Year: 138,729.64
 Drawn In Program Year: 0.00

Description:

IMPROVEMENTS TO BECKHAM HALL, A TRANSITIONAL HOMELESS SHELTER FOR MEN.Funding amount increased by \$8,444.89 as per memo dated 3242010 for Professional Services Technical Assistance.
 Funding amount increased by \$6,316.92 as per memo dated 3232011 for Professional Services Technical Assistance.

Proposed Accomplishments

Public Facilities : 1

Actual Accomplishments

Number assisted:	Owner		Renter		Total		Person	
	Total	Hispanic	Total	Hispanic	Total	Hispanic	Total	Hispanic
White:	0	0	0	0	0	0	70	43
Black/African American:	0	0	0	0	0	0	210	0
Asian:	0	0	0	0	0	0	0	0

American Indian/Alaskan Native:	0	0	0	0	0	0	0	0
Native Hawaiian/Other Pacific Islander:	0	0	0	0	0	0	0	0
American Indian/Alaskan Native & White:	0	0	0	0	0	0	0	0
Asian White:	0	0	0	0	0	0	0	0
Black/African American & White:	0	0	0	0	0	0	1	0
American Indian/Alaskan Native & Black/African American:	0	0	0	0	0	0	0	0
Other multi-racial:	0	0	0	0	0	0	0	0
Asian/Pacific Islander:	0	0	0	0	0	0	0	0
Hispanic:	0	0	0	0	0	0	0	0
Total:	0	0	0	0	0	0	281	43
Female-headed Households:	0		0		0			

Income Category:

	Owner	Renter	Total	Person
Extremely Low	0	0	0	281
Low Mod	0	0	0	0
Moderate	0	0	0	0
Non Low Moderate	0	0	0	0
Total	0	0	0	281
Percent Low/Mod				100.0%

Annual Accomplishments

Years	Accomplishment Narrative	# Benefitting
2003	PROJECT IS UNDERWAY. PROJECT DELAYED DUE TO LACK OF ADEQUATE FUNDING. AGENCY IS SEEKING FOR ADDITIONAL FUNDING IN FY 2004. PROJECT IS STILL IN THE PLANNING AND DESIGN PHASE.	
2004	CONDUCTED AN EXTENSIVE SURVEY OF THE CAPITAL NEEDS OF BECKHAM HALL FACILITY. AGENCY IS SEEKING ADDITIONAL FUNDS FOR THE COMMENCEMENT OF WORK.	
2005	BIDS WERE SUBMITTED FOR ARCHITECTURAL DRAWINGS AND BIDDER SELECTED. SCOPE AND BUDGET WERE TO BE REVISED BEFORE OCED'S APPROVAL.	
2006	BIDS WERE SUBMITTED FOR ARCHITECTURAL DRAWINGS AND BIDDER SELECTED. SCOPE AND BUDGET WERE TO BE REVISED BEFORE OCED'S APPROVAL.	
2007	CONTRACT EXPIRED YEARS AGO. AGENCY HAS NO CORRECTIVE ACTION PLAN NOR DOES CURRENT ADMINISTRATOR KNOW THE OBJECTIVE OR HISTORY. RECOMMEND TO RECAPTURE BY CURRENT CONTRACT OFFICER. TRANSITIONAL HOUSING PROJECT CURRENTLY ON HOLD.	
2008	ENVIRONMENTAL REVIEW COMPLETED. GENERAL CONTRACTOR SELECTED. CONSTRUCTION ESTIMATED TO BEGIN IN MARCH 2009.	
2009	FUNDING AMOUNT INCREASED BY \$2,283.90 AS PER MEMO DATED 8/31/2009 FOR PROFESSIONAL SERVICES TECHNICAL ASSISTANCE. (PY09) ACTIVITY REMAINS OPEN. INTAKE WAS TEMPORARILY SUSPENDED TO ALLOW FOR IMPROVEMENTS. SERVED 281 HOMELESS, RATHER THAN THE PROPOSED 400. REQUESTED AN EXTENTION TO COMPLETE PROJECT.	
2010	Funding amount increased by \$7,916.72 as per memo dated 7/26/2010 for Professional Services Technical Assistance.Funding amount increased by \$15,658.78 as per memo dated 10/01/2010 for Professional Services Technical Assistance. Activity completed. Pending closing documents.	
2011	ACTIVITY IS COMPLETE. BALANCE TO BE RECAPTURED. PENDING FINANCIAL CLOSEOUT.	
2012	Agency is assisting PHCD with closeout documents.	

PGM Year: 2003
Project: 0422 - ALTERNATIVE PROGRAMS, INC. CARRIE MEEK COMP CTR
IDIS Activity: 3241 - ALTERNATIVE PGM-CARRIE MEEK COMP CENTER

Status: Open

Location: 1271 NW 72nd St Miami, FL 33147

Objective: Create suitable living environments

Outcome: Availability/accessibility

Matrix Code: Homeless Facilities (not operating costs) (03C)

National Objective: LMC

Initial Funding Date: 06/19/2003

Financing

Funded Amount: 16,483.07

Drawn Thru Program Year: 16,483.07

Drawn In Program Year: 0.00

Description:

PRE-DEVELOPMENT OF A CONSTRUCTION OF A 3 BEDROOM 2 BATH SINGLE HOUSE TO BE USED AS A TRANSITIONAL HOUSING FOR HOMELESS FAMILIES IN MODEL CITY.

Proposed Accomplishments

Public Facilities : 1

Actual Accomplishments

Number assisted:

	Owner		Renter		Total		Person	
	Total	Hispanic	Total	Hispanic	Total	Hispanic	Total	Hispanic
White:	0	0	0	0	0	0		0
Black/African American:	0	0	0	0	0	0	0	0
Asian:	0	0	0	0	0	0	0	0
American Indian/Alaskan Native:	0	0	0	0	0	0	0	0
Native Hawaiian/Other Pacific Islander:	0	0	0	0	0	0	0	0
American Indian/Alaskan Native & White:	0	0	0	0	0	0	0	0
Asian White:	0	0	0	0	0	0	0	0
Black/African American & White:	0	0	0	0	0	0	0	0
American Indian/Alaskan Native & Black/African American:	0	0	0	0	0	0	0	0
Other multi-racial:	0	0	0	0	0	0	0	0
Asian/Pacific Islander:	0	0	0	0	0	0	0	0
Hispanic:	0	0	0	0	0	0	0	0
Total:	0	0	0	0	0	0	0	0
Female-headed Households:	0		0		0			

Income Category:

	Owner	Renter	Total	Person
Extremely Low	0	0	0	0
Low Mod	0	0	0	0
Moderate	0	0	0	0
Non Low Moderate	0	0	0	0
Total	0	0	0	0
Percent Low/Mod				

Annual Accomplishments

Years	Accomplishment Narrative	# Benefitting
2003	PROGRAM YEAR 2003: THE ARCHITECT HAS BEEN HIRED. PLANS FOR PROJECT HAVE BEEN COMPLETED. CURRENTLY PREPARING APPLICATION FOR ZONING VARIANCE HEARING BECAUSE LOT SIZE DOES NOT CONFORM TO CURRENT ZONING.	
2004	THE ARCHITECT HAS COMPLETED THE PLAN. THE ZONING VARIANCE HAS BEEN GRANTED. ARCITECT IS IN THE PROCESS OF APPLYING FOR THE BUILDING PERMIT.	
2005	PROJECT IS 69% COMPLETE. ADDITIONAL WERE ACQUIRED FROM CITY OF MIAMI FOR PLAYGROUND AND PARKING. PROJECT HAS FUNDING GAP WHICH AGENCY IS ACTIVELY TRYING TO ADDRESS. CONTRACT HAS BEEN EXTENDED BECAUSE DELAYS WERE DUE TO HIGH TURNOVER OF CONTRACTORS. ACTIVITY ONGOING.	
2006	DESIGN WERE COMPLETED. BUILDING TORN DOWN BY MIAMI-DADE BUILDING DEPARTMENT DUE TO UNSAFE STRUCTURE. PROJECT IS ON HOLD.	
2007	THE DESIGN WORK WAS COMPLETED. HOWEVER, THE PROJECT WAS SIGNIFICANTLY DELAYED BECAUSE THE BUILDING DEMOLISHED AS IT WAS DEEMED AN UNSAFE STRUCTURE BY MIAMI-DADE COUNTY BUILDING DEPARTMENT. BASED ON THIS EVENT, THE PROJECT IS NO LONGER FEASIBLE AND WILL BE CANCELLED.	
2008	PROJECT CANCELLED.	
2010	PROJECT CANCELLED.	
2011	PROJECT CANCELLED.	
2013	Failed project, agency is to repay the money.	

PGM Year:	2003
Project:	0486 - ONE ART CENTER RENOVATION PROJECT
IDIS Activity:	3244 - ONE ART CENTER RENOVATION PROJECT

Status:	Open	Objective:	Create suitable living environments
Location:	4111 N Miami Ave Miami, FL 33127-2845	Outcome:	Sustainability
		Matrix Code:	Neighborhood Facilities (03E)
		National Objective:	LMC

Initial Funding Date:	06/19/2003	Description:
Financing		RENOVATION OF A COMMUNITY ARTS FACILITY IN MIAMI.
Funded Amount:	116,039.00	
Drawn Thru Program Year:	116,039.00	
Drawn In Program Year:	0.00	

Proposed Accomplishments

Public Facilities : 1

Actual Accomplishments

Number assisted:

	Owner		Renter		Total		Person	
	Total	Hispanic	Total	Hispanic	Total	Hispanic	Total	Hispanic
White:	0	0	0	0	0	0		0
Black/African American:	0	0	0	0	0	0	0	0
Asian:	0	0	0	0	0	0	0	0
American Indian/Alaskan Native:	0	0	0	0	0	0	0	0
Native Hawaiian/Other Pacific Islander:	0	0	0	0	0	0	0	0
American Indian/Alaskan Native & White:	0	0	0	0	0	0	0	0
Asian White:	0	0	0	0	0	0	0	0
Black/African American & White:	0	0	0	0	0	0	0	0

American Indian/Alaskan Native & Black/African American:	0	0	0	0	0	0	0	0
Other multi-racial:	0	0	0	0	0	0	0	0
Asian/Pacific Islander:	0	0	0	0	0	0	0	0
Hispanic:	0	0	0	0	0	0	0	0
Total:	0	0	0	0	0	0	0	0
Female-headed Households:	0		0		0			

Income Category:

	Owner	Renter	Total	Person
Extremely Low	0	0	0	0
Low Mod	0	0	0	0
Moderate	0	0	0	0
Non Low Moderate	0	0	0	0
Total	0	0	0	0
Percent Low/Mod				

Annual Accomplishments

Years	Accomplishment Narrative	# Benefitting
2003	ACTIVITY IS UNDERWAY. PROJECT DELAYED DUE TO PERMITTING PROBLEMS WITH CITY OF MIAMI. EXPECTED TO BEGIN CONSTRUCTION BY THE FIRST QUARTER OF 2004.	
2004	OBTAINED ALL NECESSARY PERMITS TO MOVE FORWARD WITH THE RENOVATION OF THE ONE ART CENTER. EXPECT TO MAKE A FINAL SELECTION OF THE GENERAL CONTRACTOR BY FEBRUARY 2005. EXPECTED TO COMPLETE THE PROJECT BY DECEMBER 2005.	
2005	PROJECT HAS BEEN DELAYED BECAUSE OF CONTRACTOR'S TURNOVER AND INCREASING FINANCIAL GAP. THE AGENCY'S ARCHITECT SCALED DOWN PROJECT TO THE CURRENT FUNDING BALANCE TO FINISH PROJECT BEFORE END OF 2006. A SECOND PHASE WILL BE FUNDED BY THE STATE.	
2006	ARCHITECTURAL PLANS CURRENTLY IN THE MIAMI BUILDING & ZONING DEPT. ALL DEPTS. HAVE REVIEWED THE PLANS EXCEPT HISTORIC PRESERVATION DEPT., HOWEVER EXPECTED TO COMPLETE THEIR REVIEW BY END OF THE MONTH AT WHICH POINT ONE ART WILL SUBMIT ITS BID PACKAGE TO OCED FOR THEIR APPROVAL. ONE ART WILL ADVERTISE FOR A GC IN ORDER TO BEGIN RENOVATION. CONSTRUCTION EXPECTED TO START BY JULY 2007.	
2007	THE ACQUISITION AND DESIGN PROCESS IS COMPLETE. HOWEVER, THE PROJECT IS BEHIND SCHEDULE DUE TO FUNDING GAPS AND INCREASED COSTS INCURRED DUE TO THE REDESIGN OF THE PROJECT. ADDITIONAL FUNDING HAS BEEN ACQUIRED THROUGH THE CITY OF MIAMI AND THE PROJECT IS READY TO BID FOR A GENERAL CONTRACTOR. IT IS EXPECTED THAT THE CONSTRUCTION WILL BE 100% COMPLETE BY DECEMBER 2008.	
2008	PROJECT UNDERWAY. AGENCY HAS A GAP TO COMPLETE THE PROJECT. PLEASE REFER ACTIVITY # 3907.	
2009	\$37,867.40 RECAPTURED AS PER RESOLUTION 1285-09.	
2010	PROJECT HAS BEEN FORECLOSED. THE COUNTY IS PURSUING ALL LEGAL OPTIONS TO RECAPTURE THE FUNDS.	
2011	PROJECT HAS BEEN FORECLOSED. THE COUNTY IS PURSUING ALL LEGAL OPTIONS TO RECAPTURE THE FUNDS.	
2013	Failed project, agency no longer exist. The County continues to seek repayment from existing owners.	

PGM Year: 2003
Project: 0484 - CITY OF S. MIAMI COMMUNITY POOL
IDIS Activity: 3245 - CITY OF S MIAMI COMMUNITY POOL

Status: Open
Location: 6701 SW 58th Pl South Miami, FL 33143-3699

Objective: Create suitable living environments
Outcome: Sustainability
Matrix Code: Parks, Recreational Facilities (03F)

National Objective: LMA

Initial Funding Date: 06/19/2003

Financing

Funded Amount: 215,198.64

Drawn Thru Program Year: 215,198.64

Drawn In Program Year: 0.00

Description:

DESIGN OF A COMMUNITY POOL AT MURRAY PARK.

Funding amount increased by \$160,000.00 as per resolution R-111-10

Proposed Accomplishments

Public Facilities : 1

Annual Accomplishments

Years	Accomplishment Narrative	# Benefitting
2003	PROJECT IS UNDERWAY. CITY SELECTED ARCHITECT. THE DESIGN PHASE IS EXPECTED TO COMPLETE IN JUNE 2004. CONTRACT EXTENDED TO JUNE 2004.	
2004	CONCEPTUAL DESIGN OF THE COMMUNITY POOL IS COMPLETED. IN THE PROCESS OF IDENTIFYING FUNDS FOR THE CONSTRUCTION OF THE POOL.	
2005	CONCEPTUAL DESIGN COMPLETE. CITY IS IDENTIFYING ADDITIONAL FUNDING TO COMPLETE THE ENTIRE PROJECT. ACTIVITY IS UNDERWAY.	
2006	CONCEPTUAL DESIGN COMPLETE. CITY IS IDENTIFYING ADDITIONAL FUNDING TO COMPLETE THE ENTIRE PROJECT. ACTIVITY IS UNDERWAY.	
2007	ACTIVITY WAS COMPLETED ON MAY 10, 2004. AS OF MAY 10, 2004 A SET OF DESIGNS FOR THE COMMUNITY POOL WAS SUBMITTED, HOWEVER, THE DESIGNS WERE REJECTED BY THE BUILDING DEPARTMENT. ADDITIONAL FUNDING WAS GIVEN IN NOVEMBER 2007 FOR THE CONSTRUCTION AND DESIGN OF THE POOL TO MEET THE SPECIFICATION GIVEN BY THE BUILDING DEPARTMENT. PROJECT IN DESIGN PHASE. EXPECTED TO BE COMPLETED BY 12/31/09.	
2008	ENVIRONMENTAL CLEARANCE HAS BEEN ISSUED. PROCUREMENT PROCESS WAS COMPLETED. BY CITY STAFF AND APPROVED BY OCED STAFF. SCHEMATIC PHASE HAS BEEN COMPLETED AND PROJECT WILL MOVE ONTO DESIGN DEVELOPMENT PHASE FOR PROJECT. ARCHTECT IS IN THE PROCESS OF COMPILING A OPERATION AND MAINTENANCE REPORT.	
2009	(PY09) ACTIVITY REMAINS OPEN. CURRENTLY IN DESIGN PHASE. EXPECTED COMPLETION DATE IS DECEMBER 31, 2010.	
2010	Awarded \$160,000 additional funds thru Resolution R-111-10. Funding amount increased by \$287.64 as per memo dated 7/26/2010 for Professional Services Technical assistance.Funding amount increased by \$990.92 as per memo dated 10/01/2010 for Professional Services Technical Assistance. PROJECT IS UNDERWAY. EXPECTED COMPLETION DATE IS DECEMBER 2011.	
2011	RECOMMENDED FOR RECAPTURE. Contract expired. This project has been stalled due to the City's inability to come up with an acceptable design, general contractor, etc. and changes in Administation within the City. Awaiting PHCD management's decision to extend contract or not. The remaining balance of \$200.12 was for PTSA salaries.	
2012	Activity is underway. The design-build contractor Di Pompeo Construction, cancelled negotiations and withdrew from the project. Based on procurement procedures, the City began negotiations eith 2nd ranked bidder, Recreational Design and Construction.	
2013	Extension granted by the Mayor, project is scheduled for completion by September 30, 2014. The design-build contractor completed 100% design drawings. Commission approved RDC contract on 10/01/2013. ground breaking took place on 11/4/2013. Pre-construction neeting on 11/21/2013. activity is underway(4th quarter progress report).	

PGM Year: 2003

Project: 0250 - GREATER MIAMI NHOODS HOUSING CONSTRUCTION

IDIS Activity: 3263 - GMN CONSTRUCTION OF HOUSING COUNTYWIDE

Status: Open

Location: COMMUNITY WIDE MIAMI-DADE, FL 33128

Objective: Provide decent affordable housing

Outcome: Affordability

Matrix Code: Construction of Housing (12)

National Objective: LMH

Initial Funding Date: 06/19/2003

Financing

Funded Amount: 74,999.83
Drawn Thru Program Year: 74,999.83
Drawn In Program Year: 0.00

Description:

SERVICE DELIVERY SUPPORT FOR THE CONSTRUCTION OF 42 SINGLE FAMILY HOMES IN GOULDS, MODEL CITY AND FLORIDA CITY EITHER FOR SALE OR LEASE TO LOWMOD INCOME PERSONS.

Proposed Accomplishments

Housing Units : 42

Actual Accomplishments

Number assisted:

	Owner		Renter		Total		Person	
	Total	Hispanic	Total	Hispanic	Total	Hispanic	Total	Hispanic
White:	0	0	0	0	0	0		0
Black/African American:	0	0	0	0	0	0	0	0
Asian:	0	0	0	0	0	0	0	0
American Indian/Alaskan Native:	0	0	0	0	0	0	0	0
Native Hawaiian/Other Pacific Islander:	0	0	0	0	0	0	0	0
American Indian/Alaskan Native & White:	0	0	0	0	0	0	0	0
Asian White:	0	0	0	0	0	0	0	0
Black/African American & White:	0	0	0	0	0	0	0	0
American Indian/Alaskan Native & Black/African American:	0	0	0	0	0	0	0	0
Other multi-racial:	0	0	0	0	0	0	0	0
Asian/Pacific Islander:	0	0	0	0	0	0	0	0
Hispanic:	0	0	0	0	0	0	0	0
Total:	0	0	0	0	0	0	0	0
Female-headed Households:	0		0		0			

Income Category:

	Owner	Renter	Total	Person
Extremely Low	0	0	0	0
Low Mod	0	0	0	0
Moderate	0	0	0	0
Non Low Moderate	0	0	0	0
Total	0	0	0	0

Percent Low/Mod

Annual Accomplishments

Years	Accomplishment Narrative	# Benefitting
2003	UNITS ARE CURRENTLY UNDER CONSTRUCTION, THERFORE ADVERTISING IS TARGETED TO ALL GROUPS THAT FALL UNDER THE LOW AND VERY LOW IN INCOME CATEGORY.	
2004	UNITS ARE CURRENTLY UNDER CONSTRUCTION, THERFORE ADVERTISING IS TARGETED TO ALL GROUPS THAT FALL UNDER THE LOW AND VERY LOW INCOME CATEGORY.	
2005	MODEL CITIES - 27 UNITS IN FINAL PERMITTING STAGE. FLORIDA CITY - 15 LOTS BEING TRANSFERRED TO CENTRO CAMPESINO FOR CONSTRUCTION OF HOUSES. GOULDS - NO ACTIVITY SCHEDULED FOR THIS AREA.	
2007	SERVICE DELIVERY SUPPORT FOR THE CONSTRUCTION OF HOUSING UNITS. ACTIVITY IS COMPLETED.	

2008	ACTIVITY COMPLETED. AWAITING DIRECT BENEFIT INFORMATION.
2010	ACTIVITY REMAINS OPEN. PENDING COLLECTION OF CLOSING DOCUMENTS.
2011	ACTIVITY REMAINS OPEN. PENDING COLLECTION OF CLOSING DOCUMENTS.
2013	Agency filed bankruptcy, researching to see if Habitat has the homeowner information to assist with the national objective supporting documentation to closeout project.

PGM Year:	2003
Project:	0034 - MD OCED/UD SUPPORT SVS CD-ACQUIRED PARCELS
IDIS Activity:	3313 - MD OCED/UD SUPPORT SVS CD-ACQUIRED PARCE

Status:	Completed 2/27/2014 2:09:28 PM	Objective:	
Location:	,	Outcome:	
		Matrix Code:	Planning (20)
		National Objective:	

Initial Funding Date:	06/20/2003	Description:
Financing		OCED'S URBAN DEVELOPMENT UNIT WILL PROVIDE ROUTINE ENGINEERING SERVICES FOR SURVEYS, WATER AND SEWER LOCATIONS, SOIL BORINGS, TOPOGRAPHY, TREE PRESERVATION AND PROTECTION.
Funded Amount:	110,624.52	
Drawn Thru Program Year:	110,624.52	
Drawn In Program Year:	0.00	

Proposed Accomplishments

Actual Accomplishments

Number assisted:	Owner		Renter		Total		Person	
	Total	Hispanic	Total	Hispanic	Total	Hispanic	Total	Hispanic
White:					0	0		
Black/African American:					0	0		
Asian:					0	0		
American Indian/Alaskan Native:					0	0		
Native Hawaiian/Other Pacific Islander:					0	0		
American Indian/Alaskan Native & White:					0	0		
Asian White:					0	0		
Black/African American & White:					0	0		
American Indian/Alaskan Native & Black/African American:					0	0		
Other multi-racial:					0	0		
Asian/Pacific Islander:					0	0		
Hispanic:					0	0		
Total:	0	0	0	0	0	0	0	0
Female-headed Households:					0			

<i>Income Category:</i>	Owner	Renter	Total	Person
Extremely Low			0	
Low Mod			0	

Hispanic:	0	0	0	0	0	0	0	0
Total:	0	0	0	0	0	0	4	1

Female-headed Households:	0	0	0	0	0	0	0	0
---------------------------	---	---	---	---	---	---	---	---

Income Category:

	Owner	Renter	Total	Person
Extremely Low	0	0	0	0
Low Mod	0	0	0	4
Moderate	0	0	0	0
Non Low Moderate	0	0	0	0
Total	0	0	0	4
Percent Low/Mod				100.0%

Annual Accomplishments

Years	Accomplishment Narrative	# Benefitting
2003	DURING THE CURRENT PROGRAM YEAR, 8 PROJECTS WERE STARTED IN MODEL CITY, BROWNSVILLE, WEST LITTLE RIVER, OPA-LOCKA AND SW HOMESTEAD. THIS PROGRAM REHABILITATES THE EXTERIOR OF RUN-DOWN COMMERCIAL BUILDINGS IN LOW/MOD INCOME AREAS ON A COUNTYWIDE BASIS. EXTERIOR UPGRADES IMPROVE BUSINESS ACTIITY IN NEIGHBORHOODS.	
2004	FOUR (4) PROJECTS ARE UNDERWAY IN MODEL CITY, BROWNSVILLE, OPA-LOCKA AND SW HOMESTEAD. THE PROJECTS ARE SCHEDULED FOR COMPLETION IN 2005 EXPECTING TO CREATE 8 PERMANENT FULL TIME JOBS AND RETAINING TWO (2) JOBS.	
2005	5 JOBS WERE CREATED AND REPORTED IN PREVIOUS YEAR CAPER. ACTIVITY IS UNDERWAY. 2 PROJECTS ARE UNDERWAY AND IS EXPECTED TO COMPLETE BY THE END OF FY 2006.	
2006	FIVE JOBS WERE CREATED/RETAINED AND REPORTED IN 2004 CAPER. EXPECT SIX JOBS TO BE CREATED/RETAINED. ONE PROJECT REMAINING TO BE COMPLETED IN 2007.	
2008	ACTIVITY IS UNDERWAY. ADDITIONAL PERFORMANCE INFORMATION IS BEING COLLECTED.	
2009	\$90,000 RECAPTURED AS PER RESOLUTION R-914-09. (PY09) ACTIVITY REMAINS OPEN. PENDING COLLECTION OF CLOSE-OUT DOCUMENTATION. \$90,000 RECAPTURED PER RESO R-914-09.	
2010	ACTIVITY COMPLETE. PENDING CLOSEOUT DOCUMENTATION.	
2011	ACTIVITY REMAINS OPEN. PENDING COLLECTION OF CLOSING DOCUMENTS.	
2012	The project is associated with multiple activities that have to meet a national objective. Working with various organizations to collect the data to address closing out this project. Created 4 jobs.	

PGM Year:	2003
Project:	0446 - L.B.W. HOMEOWNER'S FOUNDATION/EC. DEV.BAHAMIAN VILLAGE
IDIS Activity:	3391 - L.B.W. HOMEOWNERS FOUNDATION/EC. DEV.

Status:	Open	Objective:	Create economic opportunities
Location:	NW CORNER OF GRAND AVE AND US 1 MIAMI-DADE, FL 33130	Outcome:	Sustainability
		Matrix Code:	Other Commercial/Industrial Improvements (17D)
		National Objective:	LMJ

Initial Funding Date: 12/17/2003

Financing

Funded Amount:	135,000.00
Drawn Thru Program Year:	135,000.00
Drawn In Program Year:	0.00

Description:

PRE-DEVELOPMENT COSTS AS ITS NON-PROFIT CONTRIBUTION TO BAHAMIAN VILLAGE, LLC THAT WILL DEVELOP A MIXED USE PROJECT HAVING A 19,000 SQ FT COMPONENT AND 4 TO 6 UNIT RENTAL TOWNHOUSE

Proposed Accomplishments

Jobs : 6

Actual Accomplishments

Number assisted:

	Owner		Renter		Total		Person	
	Total	Hispanic	Total	Hispanic	Total	Hispanic	Total	Hispanic
White:	0	0	0	0	0	0		0
Black/African American:	0	0	0	0	0	0	0	0
Asian:	0	0	0	0	0	0	0	0
American Indian/Alaskan Native:	0	0	0	0	0	0	0	0
Native Hawaiian/Other Pacific Islander:	0	0	0	0	0	0	0	0
American Indian/Alaskan Native & White:	0	0	0	0	0	0	0	0
Asian White:	0	0	0	0	0	0	0	0
Black/African American & White:	0	0	0	0	0	0	0	0
American Indian/Alaskan Native & Black/African American:	0	0	0	0	0	0	0	0
Other multi-racial:	0	0	0	0	0	0	0	0
Asian/Pacific Islander:	0	0	0	0	0	0	0	0
Hispanic:	0	0	0	0	0	0	0	0
Total:	0	0	0	0	0	0	0	0
Female-headed Households:	0		0		0			

Income Category:

	Owner	Renter	Total	Person
Extremely Low	0	0	0	0
Low Mod	0	0	0	0
Moderate	0	0	0	0
Non Low Moderate	0	0	0	0
Total	0	0	0	0
Percent Low/Mod				

Annual Accomplishments

Years	Accomplishment Narrative	# Benefitting
2003	THE COUNTY APPROVED THE TRANSFER OF THE LAND TO THE LBW HOMEOWNERS' FOUNDATION OF CORAL GABLES, INC. ON JANUARY 23, 2003 AND THE AGENCY IS CONTINUING TO WORK WITH THE COUNTY TO FINALIZE THE DEED TRANSFER. PLATINUM PROPERTY MANAGEMENT, INC. CONTINUES TO LEASE THE PROPOSED PROJECT. AGENCY MADE APPLICATION WITH THE CITY OF CORAL GABLES FOR LAND USE, REZONING, SITE PLAN APPROVAL AND VARIANCES. CONTRACT EXTENDED TO JUNE 2004.	
2004	COUNTY APPROVED THE TRANSFER OF LAND TO THE LBW HOMEOWNERS FOUNDATION OF CORAL GABLES. CITY OF CORAL GABLES APPROVED THE APPLICATION FOR LAND USE, REZONING, SITE PLAN APPROVAL AND VARIANCES FOR THE RETAIL CENTER AND THE COMMUNITY CENTER. ACTIVITY IS UNDERWAY.	
2005	COUNTY APPROVED TRANSFER OF LAND TO LBW HOMEOWNER'S FOUNDATION ON JAN. 23, 2004 FOR CONTRIBUTION TO THE PARTNERSHIP. CONSTRUCTION PLANS ARE COMPLETE AND BUILDING PERMITS ARE BEING PROCESSED. LEASING HAS BEGUN TO TENANTS, HOWEVER CANNOT BE SIGNED UNTIL THE DEED IS TRANSFERRED. BIDS FOR GENERAL CONTRACTOR RECEIVED AND ARE BEING REVIEWED.	

Years	Accomplishment Narrative	# Benefitting
2006	COUNTY PROCESSED TWO AGENDA ITEMS FOR JAN. 16 & FEB 6 TO EXTEND COMMENCEMENT & COMPLETION DATES FOR THE 10,200 SQ. FT. APPROVED PERMITTED PROJECT & MANAGEMENT COMMENCED SITE WORK DEC. 29, 2006. SECOND AGENDA ITEM IS TO APPROVE A LARGER PROJECT WITH A DEC. 2009 COMPLETION DATE SINCE THE DEVELOPER ACQUIRED ADDITIONAL LAND WHICH WILL ALLOW FOR A LARGER DEVELOPMENT OF 35,000-59,000 SQ. FT. & COMMUNITY CENTER.	
2007	THIS PROJECT IS STILL IN THE PRE-DEVELOPMENT STAGE. FIRST AND SECOND DESIGN REVIEW BOARD WAS OBTAINED FOR LAND USE RE-ZONING. THE LAST GOVERNMENT APPROVALS FOR LAND USE AND REZONING ARE EXPECTED IN MARCH 2008. CONSTRUCTION IS EXPECTED TO BEGIN IN 2008 AND THE COMPLETION OF THE PROJECT IS IN 2009.	
2008	PROJECT IS IN PRE-DEVELOPMENT STAGE.	
2009	(PY09) ACTIVITY REMAINS OPEN. AGENCY CONTINUES MARKETING OF PROJECT TO PROSPECTIVE TENANTS. ALL PRIOR DEALS ARE DEAD DUE TO ECONOMY.	
2010	PROJECT ON-GOING.	
2011	ACTIVITIY REMAINS OPEN. PENDING CLOSEOUT DOCUMENTATION.SEE ACTIVITY #3152.	
2012	Agency is resolving zoning/encroachment with utilities and will move forward once the issues are resolved. See IDIS # 3152	
2013	Utilities encroachment issues, agency continues to complete activity.	

PGM Year: 2003

Project: 0550 - PENNINSULA EDISON PLAZA RENOVATION

IDIS Activity: 3463 - PENNINSULA EDISON PLAZA RENOVATION

Status: Completed 2/3/2014 1:33:36 PM

Location: 6200 NW 7th Ave Miami, FL 33150-4320

Objective: Create economic opportunities

Outcome: Sustainability

Matrix Code: Other Commercial/Industrial Improvements (17D)

National Objective: LMA

Initial Funding Date: 10/16/2003

Financing

Funded Amount: 1,068,805.14

Drawn Thru Program Year: 1,068,805.14

Drawn In Program Year: 0.00

Description:

DEVELOPMENT OF EDISON PLAZA MARKET PLACE AT 6200 NW 7 AVE IN LBERTY CITY TO CREATE A MINIMUM OF 23 JOBS.
\$71,194.86 WERE RECAPTURED AS PER RESOLUTION R-447-11.

Proposed Accomplishments

Businesses : 11

Total Population in Service Area: 4,840

Census Tract Percent Low / Mod: 83.90

Annual Accomplishments

Years	Accomplishment Narrative	# Benefitting
1111		
2003	ACTIVITY DELAYED DUE TO FUNDING SHORTFALL. DEVELOPER IS SEEKING ADDITIONAL FUNDING. ACTIVITY IS STILL IN PLANNING AND DESIGN STAGES.	
2004	CITY MIAMI FINISHED REVIEWING INITIAL BUILDING PLANS. ADVERTISED INVITATION FOR CONTRACTORS TO BID ON PROJECT. CITY OF MIAMI COMMISSION APPROVED FUNDING FOR 3 MILLION. SUBMITTED APPLICATION FOR BUILDING PERMIT. ACTIVITY IS UNDERWAY.	
2005	PROJECT 30% COMPLETE. SECTION 3 TO AFRICAN AMERICAN SUBCONTRACTORS REPRESENTS CLOSE TO 7%. TOTAL MINORITY PARTICIPATION RELATING TO TOTAL PROJECT COST EQUALS 46% AS OF 12/31/05. 23 JOBS WERE CREATED.	
2006	PROJECT IS 70% COMPLETED. EXPECTED TO COMPLETE BY DECEMBER 2007.	
2007	PROJECT IS 90% COMPLETE. AGENCY HAS DEVELOPED 40 EMPLOYMENT CONTRACTS AND PLACED 31 LMC PERSONS IN JOBS TO DATE.	
2008	PROJECT COMPLETED.	

Years	Accomplishment Narrative	# Benefitting
-------	--------------------------	---------------

2010 ACTIVITY COMPLETED PENDING CLOSEOUT DOCUMENTATION.
2011 ACTIVITY COMPLETED PENDING CLOSEOUT DOCUMENTATION.
2012 Staff is working on a substantial amendment to change national objective to LMJ to LMA.

PGM Year: 2003
Project: 0552 - MD EMPOWERMENT TRUST VENTURE CAPITAL FUND
IDIS Activity: 3466 - MD EMPOWERMENT TRUST/VENTURE CAPITAL FUN

Status: Completed 2/3/2014 2:25:12 PM Objective: Create economic opportunities
Location: 3050 Biscayne Blvd Miami, FL 33137-4158 Outcome: Sustainability
Matrix Code: Other Commercial/Industrial National Objective: LMA
Improvements (17D)

Initial Funding Date: 10/21/2003
Financing
Funded Amount: 975,316.12
Drawn Thru Program Year: 975,316.12
Drawn In Program Year: 0.00

Description:
VENTURE CAPITAL FUND TO BE ADMINISTERED BY MIAMI-DADE EMPOERMENT TRUST WITH THE OBJECTIVE OF ATTRACTING VENTURE CAPITAL FROM PRIVATE SECTOR FOR ECONOMIC DEV.
ACTIVITIES.THIS ACTIVITY IS TIED TO ACTIVITY # 3463 PENINSULA EDISON PLAZA RENOVATION.

Proposed Accomplishments

Total Population in Service Area: 4,840
Census Tract Percent Low / Mod: 83.90

Annual Accomplishments

Years	Accomplishment Narrative	# Benefitting
-------	--------------------------	---------------

1111
2003 PURSUANT TO RFP FOR EQUITY CAPITAL INVESTMENTS, PENINSULA EDISON PLAZA, INC. WAS AWARDED \$1,000,000 TO DEVELOP AND IMPLEMENT A 76,000 SQ. FT. SHOPPING CENTER IN THE HEART OF LIBERTY CITY. ACTIVITY IS UNDERWAY.
2004 CONTRACT EXECUTION PENDING.
2005 VENTURE CAPITAL FUNDS ARE ADMINISTERED BY MIAMI-DADE EMPOWERMENT TRUST. FUNDS ARE BEING USED TO HELP WITH THE DEVELOPMENT COST OF EDISON PLAZA. ACTIVITY IS UNDERWAY.
2006 VENTURE CAPITAL FUNDS ARE ADMINISTERED BY MIAMI-DADE EMPOWERMENT TRUST. FUNDS ARE BEING USED TO HELP WITH THE DEVELOPMENT OF EDISON PLAZA. ACTIVITY IS UNDERWAY.
2007 VENTURE CAPITAL FUNDS ARE ADMINISTERED BY MIAMI-DADE EMPOWERMENT TRUST. FUNDS ARE BEING USED TO HELP WITH THE DEVELOPMENT OF EDISON PLAZA. ACTIVITY IS UNDERWAY.
2008 BALANCE RECAPTURED AS PER RESO # 489-08.
2009 (PY09) ACTIVITY REMAINS OPEN, PENDING COLLECTION OF CLOSE-OUT DOCUMENTATION.
2010 ACTIVITY REMAINS OPEN. PENDING COLLECTION OF CLOSING DOCUMENTS.
2011 ACTIVITY REMAINS OPEN. PENDING COLLECTION OF CLOSING DOCUMENTS.
2012 The project is associated with multiple activities that have to meet a national objective. Working with various organizations to collect the data to address closing out this project.

PGM Year: 2004
Project: 0073 - BLACK EC DEV TOOLS FOR CHANGE EC DEV TA
IDIS Activity: 3516 - BEDC-ECO. DEV. TECHNICAL ASSISTANCE

Status: Open Objective: Create economic opportunities

Location: 6015 NW 7th Ave Miami, FL 33127-1109

Outcome: Sustainability

Matrix Code: Micro-Enterprise Assistance (18C)

National Objective: LMJ

Initial Funding Date: 06/03/2004

Financing

Funded Amount: 291,257.40

Drawn Thru Program Year: 291,257.40

Drawn In Program Year: 0.00

Description:

PROVIDING SERVICES SUCH AS BUSINESS FORMATION, LOAN PACKAGING, BUSINESS PLANS, CONTRACT PROCUREMENT ASSISTANCE, BUSINESS INFORMATION AND CERTIFICATION PREPARATION ASSISTANCE.

Proposed Accomplishments

Jobs : 25

Actual Accomplishments

Number assisted:

	Owner		Renter		Total		Person	
	Total	Hispanic	Total	Hispanic	Total	Hispanic	Total	Hispanic
White:	0	0	0	0	0	0		0
Black/African American:	0	0	0	0	0	0	14	0
Asian:	0	0	0	0	0	0	0	0
American Indian/Alaskan Native:	0	0	0	0	0	0	0	0
Native Hawaiian/Other Pacific Islander:	0	0	0	0	0	0	0	0
American Indian/Alaskan Native & White:	0	0	0	0	0	0	0	0
Asian White:	0	0	0	0	0	0	0	0
Black/African American & White:	0	0	0	0	0	0	0	0
American Indian/Alaskan Native & Black/African American:	0	0	0	0	0	0	0	0
Other multi-racial:	0	0	0	0	0	0	0	0
Asian/Pacific Islander:	0	0	0	0	0	0	0	0
Hispanic:	0	0	0	0	0	0	0	0
Total:	0	0	0	0	0	0	14	0
Female-headed Households:	0		0		0			

Income Category:

	Owner	Renter	Total	Person
Extremely Low	0	0	0	0
Low Mod	0	0	0	14
Moderate	0	0	0	0
Non Low Moderate	0	0	0	0
Total	0	0	0	14
Percent Low/Mod				100.0%

Annual Accomplishments

Years	Accomplishment Narrative	# Benefitting
1111		
2004	YEAR-TO-DATE 25 WORKSHOPS WERE CONDUCTED WITH 176 PARTICIPANTS. PROVIDED ASSISTANCE TO 162 BUSINESSES. ASSISTED IN PREPARING 4 LOAN PROCUREMENT AND CERTIFICATION PACKAGES. CREATED 14 JOBS.	
2005	ACTIVITY COMPLETED AND ACCOMPLISHMENTS WERE REPORTED IN FY 2004 CAPER. PENDING FINANCIAL CLOSEOUT.	

Years	Accomplishment Narrative	# Benefitting
2006	ACTIVITY COMPLETED AND ACCOMPLISHMENTS WERE REPORTED IN FY 2004 CAPER. PENDING FINANCIAL CLOSEOUT. BALANCE RECOMMENDED FOR RECAPTURE.	
2007	ACTIVITY COMPLETED AND ACCOMPLISHMENTS WERE REPORTED IN FY 2004 CAPER. PENDING FINANCIAL CLOSEOUT. BALANCE RECOMMENDED FOR RECAPTURE.	
2008	ACTIVITY COMPLETED AND ACCOMPLISHMENTS WERE REPORTED IN FY 2004 CAPER. PENDING FINANCIAL CLOSEOUT. BALANCE RECOMMENDED FOR RECAPTURE.	
2009	\$8,742.60 RECAPTURED AS PER RESO 914-09. (PY09): National Objective Met. Pending Close-out documentation. \$8,742.60 RECAPTURED AS PER RESO 914-09. ACTIVITY REMAINS OPEN PENDING COLLECTION OF CLOSE-OUT DOCUMENTATION	
2010	ACTIVITY REMAINS OPEN PENDING COLLECTION OF CLOSE-OUT DOCUMENTATION	
2011	ACTIVITY REMAINS OPEN. PENDING COLLECTION OF CLOSING DOCUMENTS.	
2012	Staff is working with the agency to collect the documentation.	
2013	Have not documentation - reached out to agency who stated that their files were stolen during robbery.	

PGM Year: 2004
Project: 0013 - MD OCED/ED COMMERCIAL REVITALIZATION
IDIS Activity: 3601 - MDED-COMMERCIAL REVITALIZATION NON TUA

Status: Completed 9/18/2013 2:03:48 PM
Location: 140 W Flagler St Miami, FL 33130-1519

Objective: Create economic opportunities
Outcome: Sustainability
Matrix Code: CI Building Acquisition, Construction, Rehabilitation (17C) National Objective: LMJ

Initial Funding Date: 06/03/2004

Financing

Funded Amount: 739,744.82
Drawn Thru Program Year: 739,744.82
Drawn In Program Year: 0.00

Description:

BUILDING REHABILITATION GRANTS THROUGH THE COMMERCIAL REHABILITATION PROGRAM. ADDITIONAL FUNDS REQUIRED FOR THE REMAINING PROJECTS PLUS ADDITIONAL PROJECTS TO CREATERETAIN 35 JOBS

Proposed Accomplishments

Jobs : 14

Actual Accomplishments

Number assisted:

	Owner		Renter		Total		Person	
	Total	Hispanic	Total	Hispanic	Total	Hispanic	Total	Hispanic
White:	0	0	0	0	0	0	7	6
Black/African American:	0	0	0	0	0	0	15	0
Asian:	0	0	0	0	0	0	0	0
American Indian/Alaskan Native:	0	0	0	0	0	0	0	0
Native Hawaiian/Other Pacific Islander:	0	0	0	0	0	0	0	0
American Indian/Alaskan Native & White:	0	0	0	0	0	0	0	0
Asian White:	0	0	0	0	0	0	0	0
Black/African American & White:	0	0	0	0	0	0	0	0
American Indian/Alaskan Native & Black/African American:	0	0	0	0	0	0	0	0
Other multi-racial:	0	0	0	0	0	0	0	0
Asian/Pacific Islander:	0	0	0	0	0	0	0	0

Hispanic:	0	0	0	0	0	0	0	0
Total:	0	0	0	0	0	0	22	6

Female-headed Households:	0	0	0	0	0	0	0	0
---------------------------	---	---	---	---	---	---	---	---

Income Category:

	Owner	Renter	Total	Person
Extremely Low	0	0	0	0
Low Mod	0	0	0	18
Moderate	0	0	0	4
Non Low Moderate	0	0	0	0
Total	0	0	0	22
Percent Low/Mod				100.0%

Annual Accomplishments

Years	Accomplishment Narrative	# Benefitting
2004	3 PROJECTS IN NON-TUAS EXPECT TO CREATE 11 LOW/MOD JOBS AND RETAIN 3 JOBS IN FY 2005.	
2005	3 PROJECTS ARE UNDERWAY DURING THE YEAR. PROJECTS EXPECTED TO COMPLETE BY THE END OF FY 2006. ACTIVITY IS UNDERWAY.	
2006	4 PROJECTS WERE UNDERWAY IN FY 2006. EXPECTED COMPLETION FY 2007.	
2007	FOUR PROJECTS REPORTED UNDERWAY IN 2006 CAPER. NAT'S ALL NIGHT STORE - NOT RENEWED; G & G SKY VISTA PROPERTIES - COMPLETED IN 2007; ROCKET TRAILERS - TO BE COMPLETED IN 2008; MINCEY'S TIRE STORE - TO BE COMPLETED IN 2008.	
2008	ACTIVITY IS UNDERWAY. ADDITIONAL PERFORMANCE INFORMATION IS BEING COLLECTED.	
2009	FUNDING AMOUNT INCREASED BY \$760.43 FOR PROFESSIONAL SERVICES TECHNICAL ASSISTANCE AS PER MEMO DATED 8/31/2009 (CRP M&M SUPERMARKET) ACTIVITY REMAINS OPEN PENDING COLLECTION OF CLOSE-OUT DOCUMENTATION	
2010	ACTIVITY REMAINS OPEN. PENDING COLLECTION OF CLOSING DOCUMENTS.	
2011	ACTIVITY REMAINS OPEN. PENDING COLLECTION OF CLOSING DOCUMENTS.	
2012	The project is associated with multiple activities that have to meet a national objective. Working with various organizations to collect the data to address closing out this project. Created 22 jobs.	

PGM Year:	2004
Project:	0321 - UNIDAD OF MIAMI BEACH N. BEACH SR CTR IMPROV
IDIS Activity:	3648 - UNIDAD-NORTH BEACH SENIOR ACTIVITY

Status:	Open	Objective:	Create suitable living environments
Location:	1725 Normandy Dr Miami Beach, FL 33141-4738	Outcome:	Availability/accessibility
		Matrix Code:	Senior Centers (03A)
		National Objective:	LMC

Initial Funding Date: 06/04/2004

Financing

Funded Amount:	200,000.00
Drawn Thru Program Year:	199,980.91
Drawn In Program Year:	0.00

Description:

ACQUISITION AND REHABILITATION OF A SENIOR CENTER THAT WILL ATTRACT LOW-INCOME SENIORS TO PARTICIPATE IN WHOLESOME ACTIVITIES IN MIAMI BEACH.

Proposed Accomplishments

Public Facilities : 1

Actual Accomplishments*Number assisted:*

	Owner		Renter		Total		Person	
	Total	Hispanic	Total	Hispanic	Total	Hispanic	Total	Hispanic
White:	0	0	0	0	0	0	56	56
Black/African American:	0	0	0	0	0	0	5	5
Asian:	0	0	0	0	0	0	0	0
American Indian/Alaskan Native:	0	0	0	0	0	0	0	0
Native Hawaiian/Other Pacific Islander:	0	0	0	0	0	0	0	0
American Indian/Alaskan Native & White:	0	0	0	0	0	0	0	0
Asian White:	0	0	0	0	0	0	0	0
Black/African American & White:	0	0	0	0	0	0	0	0
American Indian/Alaskan Native & Black/African American:	0	0	0	0	0	0	0	0
Other multi-racial:	0	0	0	0	0	0	11	11
Asian/Pacific Islander:	0	0	0	0	0	0	0	0
Hispanic:	0	0	0	0	0	0	0	0
Total:	0	0	0	0	0	0	72	72
Female-headed Households:	0		0		0			

Income Category:

	Owner	Renter	Total	Person
Extremely Low	0	0	0	72
Low Mod	0	0	0	0
Moderate	0	0	0	0
Non Low Moderate	0	0	0	0
Total	0	0	0	72
Percent Low/Mod				100.0%

Annual Accomplishments

Years	Accomplishment Narrative	# Benefitting
2004	AGENCY IS WAITING TO GET THE SITE CONTROL TO START THE IMPROVEMENTS TO THE FACILITY. EXPECTED TO GET THE SITE CONTROL BY JUNE 2005.	
2005	AGENCY IS WAITING TO GET SITE CONTROL TO START THE IMPROVEMENTS TO THE FACILITY. EXPECTED TO GET THE SITE CONTROL BY APRIL 2006.	
2006	SITE CONTROL WAS GRANTED BY CITY OF MIAMI BEACH. COMPLETED CONCEPT PLAN. EXPECTED TO START CONSTRUCTION IN JUNE 2007.	
2007	THE AGENCY SIGNED A LONG TERM LEASE WITH THE CITY OF MIAMI BEACH. CONCEPT PLANS ARE COMPLETE AND CONSTRUCTION IS EXPECTED TO START BY JUNE 2008. THE PROJECTED COMPLETION DATE OF THIS ACTIVITY IS DECEMBER 31, 2009.	
2008	PROJECT IS IN THE PLANNING AND DESIGN PHASE. SEE ACTIVITY # 3938	
2009	((PY09) ACTIVITY REMAINS OPEN. Design, & environmental review completed. Architect and Engineer selected. Bid phase pending. Construction is estimated to begin in May 2010. See activity #3938	
2010	PROGRAMATTIC PORTION OF THE ACTIVITY IS COMPLETED. PENDING COLLECTION OF ADDITIONAL PERFORMANCE DOCUMENTATION.	
2011	Activity is ongoing, 87% of construction completed.See activity # 3938.	
2012	Construction is 98% complete. A temporary certificate of occupancy issued on 9/2012. See activity # 3938	

2013	The project is 100% complete with Certificate of Occupancy issued. The agency has approved clients, but the space remains unoccupied whilst they resolve interior work issues with the general contractor.
------	--

PGM Year:	2004
Project:	0033 - MD OCED/ED STATE/COUNTY ENTERPRISE ZONE
IDIS Activity:	3650 - MDED-FLORIDA STATE/MIAMI-DADE COUNTY

Status:	Completed 11/19/2013 2:14:34 PM	Objective:	Create economic opportunities
Location:	3050 Biscayne Blvd Ste 300 Miami, FL 33137-4143	Outcome:	Sustainability
		Matrix Code:	ED Direct Financial Assistance to For-Profits (18A)
		National Objective:	LMJ

Initial Funding Date:	06/04/2004
------------------------------	------------

Financing

Funded Amount:	366,938.72
Drawn Thru Program Year:	366,938.72
Drawn In Program Year:	0.00

Description:
 ASSIST A MINIMUM OF 60 BUSINESSES TO ACCESS STATE AND LOCAL FISCAL INCENTIVES TO PROMOTE BUSINESS ATTRACTION AND EXPANSION.
 ACTIVITY WILL CREATE A MINIMUM OF 100 JOBS.

Proposed Accomplishments

Jobs : 180

Actual Accomplishments

Number assisted:

	Owner		Renter		Total		Person	
	Total	Hispanic	Total	Hispanic	Total	Hispanic	Total	Hispanic
White:	0	0	0	0	0	0	8	5
Black/African American:	0	0	0	0	0	0	1	0
Asian:	0	0	0	0	0	0	0	0
American Indian/Alaskan Native:	0	0	0	0	0	0	0	0
Native Hawaiian/Other Pacific Islander:	0	0	0	0	0	0	0	0
American Indian/Alaskan Native & White:	0	0	0	0	0	0	0	0
Asian White:	0	0	0	0	0	0	0	0
Black/African American & White:	0	0	0	0	0	0	0	0
American Indian/Alaskan Native & Black/African American:	0	0	0	0	0	0	0	0
Other multi-racial:	0	0	0	0	0	0	0	0
Asian/Pacific Islander:	0	0	0	0	0	0	0	0
Hispanic:	0	0	0	0	0	0	0	0
Total:	0	0	0	0	0	0	9	5
Female-headed Households:	0		0		0			

Income Category:

	Owner	Renter	Total	Person
Extremely Low	0	0	0	4
Low Mod	0	0	0	2
Moderate	0	0	0	2
Non Low Moderate	0	0	0	1

Other multi-racial:	0	0	0	0	0	0	0	0
Asian/Pacific Islander:	0	0	0	0	0	0	0	0
Hispanic:	0	0	0	0	0	0	0	0
Total:	0	0	0	0	0	0	0	0
Female-headed Households:	0		0		0			

Income Category:

	Owner	Renter	Total	Person
Extremely Low	0	0	0	0
Low Mod	0	0	0	0
Moderate	0	0	0	0
Non Low Moderate	0	0	0	0
Total	0	0	0	0
Percent Low/Mod				

Annual Accomplishments

Years	Accomplishment Narrative	# Benefitting
2004	ACTIVITY IS UNDERWAY. PROJECT EXPECTED TO COMPLETE BY DECEMBER 2006.BID PROCESS FOR AN ENVIRONMENTAL REVIEW HAS BEEN DELIVERED. AGENCY DID NOT EXPEND ANY FUNDS FROM THIS ALLOCATION.	
2005	THE SITE SURVEY IS COMPLETED. THE ENVIRONMENTAL CLEARANCE HAS BEEN SUBMITTED AND IS PENDING CLEARANCE ON ADJACENT PROPERTIES. ACTIVITY IS ONGOING.	
2006	ON 12/8/06, THE COMMUNITY BUILDER'S DIVISION REQUESTED A WORK ORDER FROM GSA FOR THE INSTALLATION OF THE MOTORIZED FENCE & IS ATTEMPTING TO PROCURE A PROJECT MANAGER TO COMPLETE THE PROJECT WITH A POTICO & ADA PARKING. 1/16/07 VENDOR WENT TO THE PROPERTY, MEASURED THE DIMENSIONS OF THE AREA TO BE FENCED IN & DETERMINED THE WORK REQUIREMENTS. THERE HAVE VEEN NO EXPENDITURES ON THIS PROJECT.	
2007	COMPLETED INSTALLATION OF ELECTRICAL GATE AND FENCE. DESIGN OF PORTICO UNDERWAY. 100% CONSTRUCTION COMPLETION BY DECEMBER 2008.	
2008	DESIGN COMPLETED AND CIRRENTLY IN FINAL REVIEW IN THE MIAMI-DADE COUNTY BUILDING DEPARTMENT. FINAL APPROVAL WILL BE RECEIVED BY MARCH 2009. BID ADVERTISEMENT AND COMMENCEMENT OF PLAN PICK UP IS SCHEDULED FOR MARCH 2009.	
2009	FUNDING AMOUNT INCREASED BY \$787.58 AS PER MEMO DATED 8/31/2009 FOR PROFESSIONAL SERVICES TECHNICAL ASSISTANCE. (PY09) ACTIVITY REMAINS OPEN. AGENCY PLANS ARE APPROVED; HOWEVER THEY EXPERIENCED DELAYS IN OBTAINING THE REQUIRED PERMITS. THIS PROJECT IS SCHEDULE TO BE COMPLETED BY 12/31/2010.	
2010	Funding increased by \$6,119.53 as per memo dated 7/26/2010 for Professional Services Technical Services.Funding amount increased by \$14,295.46 as per memo dated 10/01/2010 for Professional Services Technical Assistance. Project on-going.Project remains open pending close out documentation.Project is underway, to be completed by 12/31/2011.	
2011	Project is ongoing and is 50% complete. Awaiting selection of a new contractor to complete the activity.	
2012	Staff is working with the Surety Company to complete the activity.	
2013	Project is approximately 80% complete at December 2013. Delay due to resolving reimbursement from surety company due to the contractor walking off the job. Project is on scheduled to be completed by March 2014. Progress report as of 2-20-2014. Project is 98% complete. Paving and drainage at the front and rear of the property along with the new ground surfacing and landscaping have been completed. Three new ADA parking stalls and accessible walkway to the building entrance is in place. Portico structure, roofing work, exterior lights and painting are completed. Certificate of occupancy was issued by the County(02-27-2014).	

PGM Year: 2004
Project: 0150 - MD OCED/ED COMMERCIAL REVITALIZATION/TUAS
IDIS Activity: 3654 - MDED-COMMERCIAL REVITALIZATION PROGRAM

Status: Completed 6/20/2013 1:08:46 PM
Location: VARIOUS MIAMI, FL 33130

Objective: Create economic opportunities
Outcome: Availability/accessibility
Matrix Code: CI Building Acquisition, Construction, Rehabilitation (17C) National Objective: LMJ

Initial Funding Date: 06/04/2004

Financing

Funded Amount: 482,572.71
Drawn Thru Program Year: 482,572.71
Drawn In Program Year: 0.00

Description:

REHABILITATION GRANTS THROUGH THE COMMERCIAL REVITALIZATION PROGRAM TO ASSIST BUSINESSES TO CREATE OR RETAIN 19 JOBS IN TUA AREAS.

Proposed Accomplishments

Jobs : 15

Actual Accomplishments

Number assisted:

	Owner		Renter		Total		Person	
	Total	Hispanic	Total	Hispanic	Total	Hispanic	Total	Hispanic
White:	0	0	0	0	0	0	19	19
Black/African American:	0	0	0	0	0	0	0	0
Asian:	0	0	0	0	0	0	0	0
American Indian/Alaskan Native:	0	0	0	0	0	0	0	0
Native Hawaiian/Other Pacific Islander:	0	0	0	0	0	0	0	0
American Indian/Alaskan Native & White:	0	0	0	0	0	0	0	0
Asian White:	0	0	0	0	0	0	0	0
Black/African American & White:	0	0	0	0	0	0	0	0
American Indian/Alaskan Native & Black/African American:	0	0	0	0	0	0	0	0
Other multi-racial:	0	0	0	0	0	0	0	0
Asian/Pacific Islander:	0	0	0	0	0	0	0	0
Hispanic:	0	0	0	0	0	0	0	0
Total:	0	0	0	0	0	0	19	19
Female-headed Households:	0		0		0			

Income Category:

	Owner	Renter	Total	Person
Extremely Low	0	0	0	0
Low Mod	0	0	0	0
Moderate	0	0	0	19
Non Low Moderate	0	0	0	0
Total	0	0	0	19
Percent Low/Mod				100.0%

Annual Accomplishments

Years	Accomplishment Narrative	# Benefitting
2004	4 PROJECTS IN TUAS EXPECT TO CREATE 15 LOW/MOD JOBS. ACTIVITY IS UNDERWAY.	
2005	A TOTAL OF 6 PROJECTS WERE AWARDED OF WHICH 2 COMPLETED AND REMAINING PROJECTS ARE EXPECTED TO COMPLETE BY THE END OF FY 2006. 5 JOBS WERE CREATED. ACTIVITY IS UNDERWAY.	
2006	3 CRP PROJECTS COMPLETED INCLUDING WATCH ME GROW. WILLIE F. MOULTRY, ATHENIAN CORP. ONE PROJUECT EXPECTED TO BE COMPLETED IN FY 2007.	
2007	THREE (3) COMPLETED PROJECTS REPORTED IN 2006 CAPER. ONE PROJECT STILL UNDERWAY AND EXPECT TO BE COMPLETED IN 2008 (NARANJA TRUE VALUE) EIGHT JOBS WERE CREATED/RETAINED IN 2007 BY ATHENIAN CORP.	
2008	ACTIVITY IS UNDERWAY. ADDITIONAL PERFORMANCE INFORMATION IS BEING COLLECTED.	
2009	FUNDED AMOUNT INCREASED BY \$488 AS PER MEMO DATED 8/24/2009 FOR PROFESSIONAL SERVICES AND TECHNICAL ASSISTANCE FUNDED AMOUNT INCREASED BY \$413.97 AS PER MEMO DATED 8/31/2009 FOR PROFESSIONAL SERVICES TECHNICAL ASSISTANCE(TRUE VALUE HARDWARE, NARANJA) \$6,747.92 deducted from this activity as per Resolution R-914-09.	
2010	ACTIVITY COMPLETE. PENDING CLOSEOUT DOCUMENTATION.	
2011	ACTIVITY REMAINS OPEN. PENDING COLLECTION OF CLOSING DOCUMENTS.	
2012	The project is associated with multiple activities that have to meet a national objective. Working with various organizations to collect the data to address closing out this project.	

PGM Year:	2004				
Project:	0303 - MD OCED/ED MICRO ENTERPRISE PROGRAM COUNTYWIDE				
IDIS Activity:	3656 - MDED-MICROENTERPRISE ASSISTANCE & PEER				
Status:	Open	Objective:	Create economic opportunities		
Location:	3050 Biscayne Blvd Ste 300 Miami, FL 33137-4143	Outcome:	Sustainability		
		Matrix Code:	ED Direct Financial Assistance to For-Profits (18A)	National Objective:	LMJ
Initial Funding Date:	06/04/2004	Description:	PROVISION MICRO-LOANS TO LOW-MODERATE INCOME INDIVIDUALS (SELF-EMPLOYED) WHO EITHER LACK OR HAVE INADEQUATE FINANCING RESOURCES TO START-UP OR EXPAND 100 MICRO-ENTERPRISE BUSINESS		
Financing					
Funded Amount:	161,405.39				
Drawn Thru Program Year:	161,405.39				
Drawn In Program Year:	0.00				

Proposed Accomplishments

Jobs : 100

Actual Accomplishments

Number assisted:

	Owner		Renter		Total		Person	
	Total	Hispanic	Total	Hispanic	Total	Hispanic	Total	Hispanic
White:	0	0	0	0	0	0	6	4
Black/African American:	0	0	0	0	0	0	4	0
Asian:	0	0	0	0	0	0	0	0
American Indian/Alaskan Native:	0	0	0	0	0	0	0	0
Native Hawaiian/Other Pacific Islander:	0	0	0	0	0	0	0	0
American Indian/Alaskan Native & White:	0	0	0	0	0	0	0	0
Asian White:	0	0	0	0	0	0	0	0
Black/African American & White:	0	0	0	0	0	0	0	0

American Indian/Alaskan Native & Black/African American:	0	0	0	0	0	0	0	0
Other multi-racial:	0	0	0	0	0	0	0	0
Asian/Pacific Islander:	0	0	0	0	0	0	0	0
Hispanic:	0	0	0	0	0	0	0	0
Total:	0	0	0	0	0	0	10	4
Female-headed Households:	0		0		0			

Income Category:

	Owner	Renter	Total	Person
Extremely Low	0	0	0	0
Low Mod	0	0	0	2
Moderate	0	0	0	8
Non Low Moderate	0	0	0	0
Total	0	0	0	10
Percent Low/Mod				100.0%

Annual Accomplishments

Years	Accomplishment Narrative	# Benefitting
1111		
2004	88 MICRO LOANS WERE AWARDED DURING THE FY 2004. THESE LOANS TOTALED \$99,000 AND ASSISTED IN CREATING 10 JOBS FOR LOW/MOD INCOME RESIDENTS. ACTIVITY IS UNDERWAY.	
2005	ACTIVITY IS COMPLETED AND THE # OF JOBS CREATED WERE REPORTED IN FY 2004 CAPER. PENDING FINANCIAL CLOSEOUT.	
2006	IN FY 2004, 88 MICRO LOANS AWARDED FOR A TOTAL OF \$99,000. 10 JOBS WERE CREATED. ACTIVITY COMPLETED; PENDING FINANCIAL CLOSEOUT. BALANCE TRANSFERRED TO 2005 MICRO LOAN PROGRAM.	
2007	IN FY 2004, 88 MICRO LOANS AWARDED FOR A TOTAL OF \$99,000.00. TEN JOBS WERE CREATED. ACTIVITY COMPLETED PENDING FINANCIAL CLOSEOUT. BALANCE TRANSFERRED TO 2005 MICRO LOAN PROGRAM.	
2008	ACTIVITY IS UNDERWAY. ADDITIONAL PERFORMANCE INFORMATION IS BEING COLLECTED.	
2009	\$38595.17 RECAPTURED AS PER RESOLUTION R-914-09. (PY09) ACTIVITY REMAINS OPEN. PENDING COLLECTION OF CLOSE-OUT DOCUMENTATION. \$38,595.17 RECAPTURED PER RESOLUTION R-914-09	
2010	PROGRAMMATIC PORTION OF THE ACTIVITY IS COMPLETED. CLOSEOUT PENDING COLLECTION OF ADDITIONAL DOCUMENTATION.	
2011	PROGRAMMATIC PORTION OF THE ACTIVITY IS COMPLETED. CLOSEOUT PENDING COLLECTION OF ADDITIONAL DOCUMENTATION.	
2012	The project is associated with multiple activities that have to meet a national objective. Working with various organizations to collect the data to address closing out this project.	
2013	Staff salaries to carryout various economic development functions to include micro loans and peer lending and business development assistance to Miami-Dade County businesses in OCED/ Economic Dev. Div.	

PGM Year: 2004
Project: 0017 - MD OCED/UD CD DISPOSITION AND ENV SUPPORT
IDIS Activity: 3660 - MDOCD/R-CD DISPOSITION AND ENVIRONMENTAL

Status: Open
Location: COUNTYWIDE MIAMI, FL 33130
Objective: Create suitable living environments
Outcome: Sustainability
Matrix Code: Disposition (02)

National Objective: LMA

Initial Funding Date: 06/04/2004

Financing

Funded Amount: 1,161,615.64
Drawn Thru Program Year: 1,161,615.64
Drawn In Program Year: 0.00

Proposed Accomplishments

Housing Units : 10

Annual Accomplishments

Years	Accomplishment Narrative	# Benefitting
2004	31 PARCELS HAVE BEEN TRANSFERRED TO NON-PROFIT ORGANIZATIONS. 22 ENVIRONMENTAL SITE ASSESSMENT REPORTS WERE COMPLETED. REMAINING FUNDS WILL BE USED FOR THE ADMINISTRATIVE EXPENSES OF UDD TO CARRY OUT VARIOUS PROJECTS.	
2005	COORDINATED AND PROCESSED 412 ENVIRONMENTAL REPORTS. COORDINATED CLOSE-OUT OF FY 2005 ENVIRONMENTAL REVIEW DTABASE CORRESPONDENCE FOR 654 ACTIVITIES. DEVELOPED A PROCESS TO REVIEW SURPLUS PARCELS OF LAND OFFERED BY MIAMI-DADE GSA. 3 PHASE 1 ENVIRONMENTAL SITE ASSESSMENTS REPORTS WERE COMPLETED. 9 RESOLUTIONS WERE APPROVED BY BCC FOR DISPOSITION OF PARCELS OF LAND. TRANSFERRED 4 PARCELS TO MIAMI-DADE EMPOWERMENT TRUST	
2006	ACTIVITY WAS 100% COMPLETED DURING 2004. REMAINING FUNDS CAN BE REPROGRAMMED.	
2007	ACTIVITY COMPLETED, ALL FUNDS EXPENDED. ECTED. REMAINING FUNDS REPROGRAMMED AS PER RESO 489-08.	
2008	ACTIVITY COMPLETED, ALL FUNDS EXPENDED. REMAINING FUNDS REPROGRAMMED AS PER RESO 489-08.	
2010	ACTIVITY REMAINS OPEN PENDING COLLECTION OF CLOSE-OUT DOCUMENTATION	
2011	ACTIVITY REMAINS OPEN. PENDING COLLECTION OF CLOSING DOCUMENTS.	
2013	Staff salaries to carryout various real-estate and ER functions in OCED/Urban Dev & Comm. Dev. Planning Div.	

PGM Year: 2004

Project: 0020 - MD OCED/UD CD INVENTORY MANAGEMENT

IDIS Activity: 3662 - MDOCD/R-INVENTORY MANAGEMENT

Status: Open

Location: COUNTYWIDE MIAMI, FL 33130

Objective: Create suitable living environments

Outcome: Sustainability

Matrix Code: Disposition (02)

National Objective: LMA

Initial Funding Date: 06/04/2004

Financing

Funded Amount: 292,301.59
Drawn Thru Program Year: 292,301.59
Drawn In Program Year: 0.00

Proposed Accomplishments

People (General) : 40

Annual Accomplishments

Description:

PROVIDE ONGOING
MAINTENANCE SUCH AS GRASS CUTTING AND BOARD-UP OF VACANT PROPERTIES AND
EMERGENCY SERVICES TO OCCUPIED STRUCTURES.
APPROXIMATELY 20 PROPERTIES.

2004	ON-GOING MONTHLY MAINTENANCE OF OCED OWNED PARCELS HAS BEEN PROVIDED TO 200 PARCELS THROUGHOUT MIAMI-DADE COUNTY DURING 2004. ACTIVITY IS 100% COMPLETED.
2005	ON-GOING MONTHLY MAINTENANCE OF OCED OWNED PARCELS HAS BEEN PROVIDED TO 200 PARCELS THROUGHOUT MIAMI-DADE COUNTY DURING 2004. ACTIVITY IS 100% COMPLETED. PENDING FINANCIAL CLOSEOUT.
2006	ACTIVITY WAS 100% COMPLETED DURING 2004. REMAINING FUNDS SHOULD BE REPROGRAMMED.
2007	PROVIDED ONGOING MAINTENANCE SUCH AS GRASS CUTTING AND BOARD UP OF VACANT PROPERTIES AND EMERGENCY SERVICES TO OCCUPIED STRUCTURES. APPROXIMATELY 20 PROPERTIES WERE ASSISTED. REMAINING BALANCE TO BE REPROGRAMMED TO ELIGIBLE CDBG AREAS.
2008	ACTIVITY IS UNDERWAY. ADDITIONAL PERFORMANCE INFORMATION IS BEING COLLECTED.
2009	\$9,375.52 RECAPTURED AS PER RESOLUTION R-914-09.
2010	ACTIVITY REMAINS OPEN PENDING COLLECTION OF CLOSE-OUT DOCUMENTATION
2011	ACTIVITY REMAINS OPEN. PENDING COLLECTION OF CLOSING DOCUMENTS.
2013	Staff salaries and vendors contracts to carryout various property management functions in OCED/Urban Dev. Div.

PGM Year:	2004
Project:	0022 - MD OCED/UD SUPPORT SVS FOR SURTAX PARCELS
IDIS Activity:	3663 - MDOCD/R-SUPPORT SERVICES FOR SURTAX PARC

Status:	Open	Objective:	Provide decent affordable housing
Location:	VARIOUS MIAMI, FL 33130	Outcome:	Affordability
		Matrix Code:	Disposition (02)
			National Objective: LMH

Initial Funding Date:	06/04/2004	Description:
Financing		ROUTINE SURVEYINGENGINEERING SERVICES FOR CD FOCUS AREAS IN WHICH SURTAX HOUSING SITES ARE BEING PURCHASED.
Funded Amount:	208,495.12	
Drawn Thru Program Year:	208,495.12	
Drawn In Program Year:	0.00	

Proposed Accomplishments

Housing Units : 200

Actual Accomplishments

Number assisted:	Owner		Renter		Total		Person	
	Total	Hispanic	Total	Hispanic	Total	Hispanic	Total	Hispanic
White:	0	0	0	0	0	0		0
Black/African American:	0	0	0	0	0	0	0	0
Asian:	0	0	0	0	0	0	0	0
American Indian/Alaskan Native:	0	0	0	0	0	0	0	0
Native Hawaiian/Other Pacific Islander:	0	0	0	0	0	0	0	0
American Indian/Alaskan Native & White:	0	0	0	0	0	0	0	0
Asian White:	0	0	0	0	0	0	0	0
Black/African American & White:	0	0	0	0	0	0	0	0
American Indian/Alaskan Native & Black/African American:	0	0	0	0	0	0	0	0
Other multi-racial:	0	0	0	0	0	0	0	0
Asian/Pacific Islander:	0	0	0	0	0	0	0	0

Hispanic:	0	0	0	0	0	0	0	0
Total:	0	0	0	0	0	0	0	0

Female-headed Households:	0	0	0	0	0	0	0	0
---------------------------	---	---	---	---	---	---	---	---

<i>Income Category:</i>				
	Owner	Renter	Total	Person
Extremely Low	0	0	0	0
Low Mod	0	0	0	0
Moderate	0	0	0	0
Non Low Moderate	0	0	0	0
Total	0	0	0	0
Percent Low/Mod				

Annual Accomplishments

Years	Accomplishment Narrative	# Benefitting
1111		
2004	ACTIVITY IS 100% COMPLETED. 20 SURVEYS WERE COMPLETED.	
2005	ACTIVITY IS 100% COMPLETED. 20 SURVEYS WERE COMPLETED IN FY 2004. PENDING FINANCIAL CLOSEOUT.	
2006	ACTIVITY WAS 100% COMPLETED DURING 2004. REMAINING FUNDS SHOULD BE REPROGRAMMED.	
2007	PROVIDED ROUTINE SURVEY ENGINEERING SERVICES FOR CD FOCUS AREAS IN WHICH SURTAX HOUSING SITES ARE BEING PURCHASED. REMAINING FUNDS TO BE REPROGRAMMED TO ELIGIBLE CDBG ACTIVITIES.	
2008	ACTIVITY IS UNDERWAY. ADDITIONAL PERFORMANCE INFORMATION IS BEING COLLECTED.	
2009	\$1,879.59 RECAPTURED AS PER RESOLUTION R-914-09.	
2010	ACTIVITY REMAINS OPEN PENDING COLLECTION OF CLOSE-OUT DOCUMENTATION	
2011	ACTIVITY REMAINS OPEN. PENDING COLLECTION OF CLOSING DOCUMENTS.	
2013	Staff salaries to carryout various Real-estate functions to include acquiring/disposing of parcels, and property management in OCED/Urban Dev. Div.	

PGM Year:	2004				
Project:	0268 - MD OCED/UD COUNTYWIDE LAND ACQUISITION				
IDIS Activity:	3664 - MDOCD/R-COUNTYWIDE LAND ACQUISITION				
Status:	Open		Objective:	Provide decent affordable housing	
Location:	COUNTYWIDE	MIAMI, FL 33130	Outcome:	Affordability	
			Matrix Code:	Acquisition of Real Property (01)	National Objective: LMH
Initial Funding Date:	06/04/2004		Description:		
Financing			ACQUISITION OF VACANT LAND OR ABANDONED (UNOCCUPIED) STRUCTURES IN CDBG NRSAS FOR THE DEVELOPMENT OF HOMEOWNERSHIP AFFORDABLE HOUSING.		
Funded Amount:	164,903.65				
Drawn Thru Program Year:	164,903.65				
Drawn In Program Year:	0.00				
Proposed Accomplishments					
Housing Units :	1				

Actual Accomplishments

Number assisted:

	Owner		Renter		Total		Person	
	Total	Hispanic	Total	Hispanic	Total	Hispanic	Total	Hispanic
White:	0	0	0	0	0	0		0
Black/African American:	0	0	0	0	0	0	0	0
Asian:	0	0	0	0	0	0	0	0
American Indian/Alaskan Native:	0	0	0	0	0	0	0	0
Native Hawaiian/Other Pacific Islander:	0	0	0	0	0	0	0	0
American Indian/Alaskan Native & White:	0	0	0	0	0	0	0	0
Asian White:	0	0	0	0	0	0	0	0
Black/African American & White:	0	0	0	0	0	0	0	0
American Indian/Alaskan Native & Black/African American:	0	0	0	0	0	0	0	0
Other multi-racial:	0	0	0	0	0	0	0	0
Asian/Pacific Islander:	0	0	0	0	0	0	0	0
Hispanic:	0	0	0	0	0	0	0	0
Total:	0	0	0	0	0	0	0	0
Female-headed Households:	0		0		0			

Income Category:

	Owner	Renter	Total	Person
Extremely Low	0	0	0	0
Low Mod	0	0	0	0
Moderate	0	0	0	0
Non Low Moderate	0	0	0	0
Total	0	0	0	0
Percent Low/Mod				

Annual Accomplishments

Years	Accomplishment Narrative	# Benefitting
2004	ONGOING ACTIVITY. 26 RESIDENTIAL PARCELS HAVE BEEN ACQUIRED.	
2005	ACTIVIY IS ONGOING. A TOTAL OF \$151,454.08 WERE EXPENDED DURING THE PROGRAM YEAR.	
2006	ACQUISITION OF PARCELS ON HOLD. REMAINING FUNDS MAY BE CONSIDERED FOR REPROGRAMMING.	
2007	ACQUISITION OF VACANT LAND OR ABANDONED (UNOCCUPIED) STRUCTURES IN CDBG NRSAS FOR THE DEVELOPMENT OF HOMEOWNERSHIP AFFORDABLE HOUSING. REMAINING FUNDS TO BE REPROGRAMMED TO ELIGIBLE CDBG ACTIVITIES.	
2008	ACTIVITY IS UNDERWAY. ADDITIONAL PERFORMANCE INFORMATION IS BEING COLLECTED.	
2009	\$15,768.46 RECAPTURED AS PER RESOLUTION R-914-09.	
2010	ACTIVITY REMAINS OPEN PENDING COLLECTION OF CLOSE-OUT DOCUMENTATION	
2011	ACTIVITY COMPLETE. PENDING CLOSEOUT DOCUMENTATION.	
2013	Staff salaries to carryout various Real-estate functions to include acquiring/disposing of parcels, and property management in OCED/Urban Dev. Div.	

PGM Year: 2004
Project: 0294 - MD OCED/UD S. MIAMI STRIP MALL PROJECT
IDIS Activity: 3698 - CITY OF SOUTH MIAMI CRA

Status: Open
Location: MIAMI-DADE MIAMI, FL 33143

Objective: Create economic opportunities
Outcome: Sustainability
Matrix Code: CI Building Acquisition, Construction, Rehabilitation (17C)
National Objective: LMJ

Initial Funding Date: 06/04/2004

Financing

Funded Amount: 69,477.30
Drawn Thru Program Year: 69,477.30
Drawn In Program Year: 0.00

Description:
WORK INVOLVES FEASIBILITY STUDY, ACQUISITION, DESIGN AND CONSTRUCTION OF THE STRIP MALL CREATING 5 JOBS.

Proposed Accomplishments

Jobs : 5

Actual Accomplishments

Number assisted:

	Owner		Renter		Total		Person	
	Total	Hispanic	Total	Hispanic	Total	Hispanic	Total	Hispanic
White:	0	0	0	0	0	0		0
Black/African American:	0	0	0	0	0	0	0	0
Asian:	0	0	0	0	0	0	0	0
American Indian/Alaskan Native:	0	0	0	0	0	0	0	0
Native Hawaiian/Other Pacific Islander:	0	0	0	0	0	0	0	0
American Indian/Alaskan Native & White:	0	0	0	0	0	0	0	0
Asian White:	0	0	0	0	0	0	0	0
Black/African American & White:	0	0	0	0	0	0	0	0
American Indian/Alaskan Native & Black/African American:	0	0	0	0	0	0	0	0
Other multi-racial:	0	0	0	0	0	0	0	0
Asian/Pacific Islander:	0	0	0	0	0	0	0	0
Hispanic:	0	0	0	0	0	0	0	0
Total:	0	0	0	0	0	0	0	0
Female-headed Households:	0		0		0			

Income Category:

	Owner	Renter	Total	Person
Extremely Low	0	0	0	0
Low Mod	0	0	0	0
Moderate	0	0	0	0
Non Low Moderate	0	0	0	0
Total	0	0	0	0
Percent Low/Mod				

Annual Accomplishments

Years	Accomplishment Narrative	# Benefitting
2004	SCHEMATIC DESIGN OF A FOUR STORY STRIP MALL BUILDING WAS COMPLETED BY OCTOBER 2004. ENVIRONMENTAL PHASE 1 ASSESSMENT WAS COMPLETED ON MARCH 2004 FOR SEVEN COMMERCIAL PARCELS NEEDED TO BE ACQUIRED.	
2005	COMPLETED ASSESSMENT REPORT FOR ACQUISITION OF NINE PARCELS OF LAND AND PRELIMINARY COST ESTIMATES OF DESIGN AND CONSTRUCTION PHASES OF 4 STORY STRIP MALL BUILDING. CONTINUED WORKING ON SCHEMATIC DESIGN OF STRIP MALL BUILDING. PROJECT WAS TRANSFERRED TO SOUTH MIAMI CRA FOR IMPLEMENTATION.	
2006	PROJECT WAS TRANSFERRED TO SOUTH MIAMI CRA DURING 2004.	
2007	FUNDS TRANSFERRED TO CITY OF SOUTH MIAMI CRA IN FY 2004 TO PURCHASE NECESSARY 2 REMAINING PARCELS TO COMPLETE LAND ASSEMBLY TO CONSTRUCT MADISON SQUARE MIXED USE DEVELOPMENT (HOUSING AND RETAIL SPACE). PRE-DEVELOPMENT TO COMMENCE IN 2008 FOLLOWED BY DESIGN DRAWINGS IN 2008. CONSTRUCTION COMPLETION ANTICIPATED BY 2011.	
2008	ACTIVITY IS UNDERWAY. ADDITIONAL PERFORMANCE INFORMATION IS BEING COLLECTED.	
2009	\$100,000.00 recaptured as per resolution 1285-09.	
2010	PROJECT IS ON-GOING.	
2011	PROJECT IS ON-GOING	
2013	Design for the Madison Strip Mall, the City has now engaged a General Contractor and is working to complete project.	

PGM Year: 2004**Project:** 0317 - MD OCED/UD ELIGIBLE CAPITAL PROJECTS**IDIS Activity:** 3699 - MDOCD/R-CDBG ELIGIBLE CAPITAL PROJECTS**Status:** Open**Location:** COUNTYWIDE MIAMI, FL 33130**Objective:** Create suitable living environments**Outcome:** Availability/accessibility**Matrix Code:** Public Facilities and Improvement
(General) (03)**National Objective:** LMA**Initial Funding Date:** 06/04/2004**Financing**

Funded Amount: 54,317.27

Drawn Thru Program Year: 54,317.27

Drawn In Program Year: 0.00

Description:

CAPITAL COSTS ASSOCIATED WITH THE CONSTRUCTION OF PARKS AND OTHER COMMUNITY FACILITIES IN CDBG ELIGIBLE AREAS.

Proposed Accomplishments

Public Facilities : 2

Annual Accomplishments

Years	Accomplishment Narrative	# Benefitting
2004	ACTIVITY IS 100% COMPLETED.	
2005	ACTIVITY IS 100% COMPLETED AND REPORTED IN FY 2004 CAPER. PENDING FINANCIAL CLOSEOUT.	
2006	PROJECT WAS 100% COMPLETED DURING 2004. REMAINING FUNDS SHOULD BE REPROGRAMMED.	
2007	COMPLETED DESIGN PHASE III AND IV FOR WLR NRSA. COMPLETED THE CONSTRUCTION OF PARKS AND OTHER COMMUNITY FACILITIES IN CDBG ELIGIBLE AREAS. REMAINING FUNDS TO BE REPROGRAMMED TO ELIGIBLE CDBG ACTIVITIES. REMAINING FUNDS RECAPTURED AS PER RESO 41-07 (UPDATED ON 12/19/2008 BY R.T.)	
2008	ACTIVITY IS UNDERWAY. ADDITIONAL PERFORMANCE INFORMATION IS BEING COLLECTED.	
2010	ACTIVITY REMAINS OPEN PENDING COLLECTION OF CLOSE-OUT DOCUMENTATION	
2011	ACTIVITY REMAINS OPEN PENDING COLLECTION OF CLOSE-OUT DOCUMENTATION	
2013	Staff salaries to carryout various Real-estate functions to include acquiring/disposing of parcels, and property management in OCED/Urban Dev. Div.	

PGM Year: 2004
Project: 0367 - MIAMI-DADE OCED/ED- TECHNICAL ASSISTANCE
IDIS Activity: 3763 - MD OCED/ED TECHNICAL ASSISTANCE

Status: Open
Location: 140 W Flagler St Ste 1100 Miami, FL 33130-1561

Objective: Create economic opportunities
Outcome: Sustainability
Matrix Code: ED Technical Assistance (18B) National Objective: LMJ

Initial Funding Date: 04/27/2005

Financing

Funded Amount: 10,883.00
Drawn Thru Program Year: 10,883.00
Drawn In Program Year: 0.00

Description:
TECHNICAL ASSISTANCE FOR ECONOMIC DEVELOPMENT ACTIVITIES.

Proposed Accomplishments

Jobs : 2

Actual Accomplishments

Number assisted:

	Owner		Renter		Total		Person	
	Total	Hispanic	Total	Hispanic	Total	Hispanic	Total	Hispanic
White:	0	0	0	0	0	0		0
Black/African American:	0	0	0	0	0	0	0	0
Asian:	0	0	0	0	0	0	0	0
American Indian/Alaskan Native:	0	0	0	0	0	0	0	0
Native Hawaiian/Other Pacific Islander:	0	0	0	0	0	0	0	0
American Indian/Alaskan Native & White:	0	0	0	0	0	0	0	0
Asian White:	0	0	0	0	0	0	0	0
Black/African American & White:	0	0	0	0	0	0	0	0
American Indian/Alaskan Native & Black/African American:	0	0	0	0	0	0	0	0
Other multi-racial:	0	0	0	0	0	0	0	0
Asian/Pacific Islander:	0	0	0	0	0	0	0	0
Hispanic:	0	0	0	0	0	0	0	0
Total:	0	0	0	0	0	0	0	0
Female-headed Households:	0		0		0			

Income Category:

	Owner	Renter	Total	Person
Extremely Low	0	0	0	0
Low Mod	0	0	0	0
Moderate	0	0	0	0
Non Low Moderate	0	0	0	0
Total	0	0	0	0
Percent Low/Mod				

Annual Accomplishments

Years	Accomplishment Narrative	# Benefitting
2005	ACTIVITY IS UNDERWAY.	
2007	FUNDS CAN BE REPROGRAMMED.	
2008	ACTIVITY IS UNDERWAY. ADDITIONAL PERFORMANCE INFORMATION IS BEING COLLECTED.	
2009	\$39,117.00 RECAPTURED AS PER RESOLUTION 1285-09.	
2010	ACTIVITY REMAINS OPEN PENDING COLLECTION OF CLOSE-OUT DOCUMENTATION	
2011	ACTIVITY REMAINS OPEN PENDING COLLECTION OF CLOSE-OUT DOCUMENTATION	
2013	Staff salaries to carryout various economic development functions to include enterprise zone and business development assistance to Miami-Dade County businesses in OCED/ Economic Dev. Div.	

PGM Year: 2005
Project: 0359 - LITTLE HAITI HOUSING ASSOC. 62ND STREET
IDIS Activity: 3863 - LITTLE HAITI HOUSING ASSOC. 62ND STREET

Status:	Open	Objective:	Create economic opportunities
Location:	NW 62 AND NW 2 AVENUE MIAMI, FL 33150	Outcome:	Sustainability
		Matrix Code:	CI Building Acquisition, Construction, Rehabilitation (17C)
		National Objective:	LMJ

Initial Funding Date: 05/23/2005

Financing

Funded Amount: 41,244.00
Drawn Thru Program Year: 41,244.00
Drawn In Program Year: 0.00

Description:
JOINT VENTURE PROJECT WITH REDEVCO TO CONSTRUCT A 6000 SQ. FT. COMMERCIAL FACILITY AT NW 62 STREET AND NW 2 AVENUE IN LITTLE.

Proposed Accomplishments

Jobs : 1

Actual Accomplishments

Number assisted:

	Owner		Renter		Total		Person	
	Total	Hispanic	Total	Hispanic	Total	Hispanic	Total	Hispanic
White:	0	0	0	0	0	0		0
Black/African American:	0	0	0	0	0	0	0	0
Asian:	0	0	0	0	0	0	0	0
American Indian/Alaskan Native:	0	0	0	0	0	0	0	0
Native Hawaiian/Other Pacific Islander:	0	0	0	0	0	0	0	0
American Indian/Alaskan Native & White:	0	0	0	0	0	0	0	0
Asian White:	0	0	0	0	0	0	0	0
Black/African American & White:	0	0	0	0	0	0	0	0
American Indian/Alaskan Native & Black/African American:	0	0	0	0	0	0	0	0
Other multi-racial:	0	0	0	0	0	0	0	0
Asian/Pacific Islander:	0	0	0	0	0	0	0	0
Hispanic:	0	0	0	0	0	0	0	0
Total:	0	0	0	0	0	0	0	0
Female-headed Households:	0		0		0			

Income Category:

	Owner	Renter	Total	Person
Extremely Low	0	0	0	0
Low Mod	0	0	0	0
Moderate	0	0	0	0
Non Low Moderate	0	0	0	0
Total	0	0	0	0
Percent Low/Mod				

Annual Accomplishments

Years	Accomplishment Narrative	# Benefitting
2005	COUNTY HAS APPROVED DEED TRANSFER AND IS WORKING TO PROVIDE DEED TITLE TO LITTLE HAITI HOUSING ASSOCIATION AS WELL AS PROCESSING ENVIRONMENTAL CLEARANCE BEING UPDATED. LEASE NEGOTIATIONS CONTINUE AND ARE NEARING COMPLETION. IT IS ANTICIPATED THAT THE LAND TRANSFER WILL BE COMPLETED BY MARCH 2006.	
2006	MOVED FORWARD IN CORRECTING THE RECORDING OF THE DEED; WAITING TO BE PLACED ON THE AGENDA FOR THE BOARD OF COUNTY COMMISSIONERS' APPROVAL. SUBMITTED RFP FORMS FOR CIVIL, SURVEYING AND ENVIRONMENTAL IN OCT. & NOV. SO BIDS CAN BE OBTAINED AND PROFESSIONALS HIRED. MANAGEMENT COMPLETED SITE PLAN REFLECTING 7,318 SQ. FT. & ARE READY TO COMMENCE THE CONSTRUCTION DRAWINGS ONCE OTHER REQUIRED PROFESSIONALS ARE RETAINED.	
2007	THE ACTIVITY IS STILL UNDERWAY. PROJECT IN PRE-DEVELOPMENT STAGES. PROCUREMENT AND SELECTION OF THE ENGINEER AND THE ARCHITECT WILL BE ACCOMPLISHED IN THE FIRST QUARTER OF 2008. THE EXPECTED COMPLETION DATE IS IN 2009.	
2008	BUILDING PLANS REQUIRED REVISIONS. AGENCY IS WORKING TO RESOLVE ISSUES WITH THE ARCHITECT. LEASING EFFORTS CONTINUE. PROJECT IS UNDERWAY. SEE ACTIVITY # 4205	
2009	\$5,756 RECAPTURED AS PER RESOLUTION 1285-09.	
2010	PROJECT IS ON-GOING.	
2011	ACTIVITY REMAINS OPEN. PENDING DOCUMENTATION.	
2013	Failed project, agency is to repay the money.	

PGM Year: 2005

Project: 0350 - CITY OF MIAMI GARDENS FACADE RESTORATION PROG

IDIS Activity: 3872 - CITY OF MIAMI GARDENS FACADE RESTORATION

Status: Open

Location: 1515 NW 167th St Miami Gardens, FL 33169-5100

Objective: Create economic opportunities

Outcome: Sustainability

Matrix Code: CI Building Acquisition, Construction, Rehabilitation (17C) National Objective: LMJ

Initial Funding Date: 05/23/2005

Financing

Funded Amount: 149,604.20

Drawn Thru Program Year: 149,604.20

Drawn In Program Year: 0.00

Description:

COMMERCIAL REVITALIZATION PROGRAM DESIGNED TO IMPROVE AND REHAB 50 BUSINESSES LOCATED ALONG THE NW 27 AVE. CORRIDOR AND NW 183 STREET CORRIDOR WITHIN THE CITY OF MIAMI GARDENS. \$0.02 RECAPTURED AS PER RESO 67-11 ON 2-01-2011.

Proposed Accomplishments

Jobs : 50

Actual Accomplishments

	Owner		Renter		Total		Person	
Number assisted:	Total	Hispanic	Total	Hispanic	Total	Hispanic	Total	Hispanic

White:	0	0	0	0	0	0	0	0
Black/African American:	0	0	0	0	0	0	0	0
Asian:	0	0	0	0	0	0	0	0
American Indian/Alaskan Native:	0	0	0	0	0	0	0	0
Native Hawaiian/Other Pacific Islander:	0	0	0	0	0	0	0	0
American Indian/Alaskan Native & White:	0	0	0	0	0	0	0	0
Asian White:	0	0	0	0	0	0	0	0
Black/African American & White:	0	0	0	0	0	0	0	0
American Indian/Alaskan Native & Black/African American:	0	0	0	0	0	0	0	0
Other multi-racial:	0	0	0	0	0	0	0	0
Asian/Pacific Islander:	0	0	0	0	0	0	0	0
Hispanic:	0	0	0	0	0	0	0	0
Total:	0	0	0	0	0	0	0	0
Female-headed Households:	0		0		0			

Income Category:

	Owner	Renter	Total	Person
Extremely Low	0	0	0	0
Low Mod	0	0	0	0
Moderate	0	0	0	0
Non Low Moderate	0	0	0	0
Total	0	0	0	0
Percent Low/Mod				

Annual Accomplishments

Years	Accomplishment Narrative	# Benefitting
2005	CURRENTLY THIS PROGRAM IS IN THE PLANNING STAGE. DRAFT DESIGN CRITERIAAND BID FOR CONTRACT OF ARCHITECT FIRM. SELECTED ARCHITECT FIRM AND SUBMITTED FOR OCED'S APPROVAL.	
2006	24 BUSINESS TO BE ASSISTED. SUBMITTED BID APPROVAL FOR THE GENERAL CONTRACTOR. IDENTIFIED THE BUSINESS TO BE ASSISTED.ACTIVITY IS UNDERWAY.	
2007	CONSTRUCTION PHASE JUST BEGAN AND IS CURRENTLY UNDERWAY. PROJECT IS EXPECTED TO COMPLETE BY DECEMBER 31, 2008.	
2008	DRAWING COMPLETED, GENERAL CONTRACTOR SELECTED AND CONSTRUCTION BEGUN IN DECEMBER 2008.	
2009	FUNDING AMOUNT INCREASED BY \$1,086.88 AS PER MEMO DATED 8/31/2009 FOR PROFESSIONAL SERVICES TECHNICAL ASSISTANCE.	
2010	ACTIVITY REMAINS OPEN PENDING COLLECTION OF CLOSE-OUT DOCUMENTATION	
2011	ACTIVITY REMAINS OPEN PENDING COLLECTION OF CLOSE-OUT DOCUMENTATION	
2013	Recommending change from LMJ to LMA at next BCC.	

PGM Year: 2005
Project: 0351 - CITY OF MIAMI GARDENS PUBLIC FACILITIES ED
IDIS Activity: 3873 - CITY OF MIAMI GARDENS PUBLIC FACILITIES

Status: Open Objective: Create economic opportunities
Location: 1515 NW 167th St Miami Gardens, FL 33169-5100 Outcome: Sustainability

Initial Funding Date: 05/23/2005**Financing**

Funded Amount: 49,999.85
Drawn Thru Program Year: 49,999.85
Drawn In Program Year: 0.00

Description:

PRE DEVELOPMENT FOR THE NEW CONSTRUCTION OF A MIXED USE DEVELOPMENT LOCATED AT NW 189 STREET AND NW 27 AVENUE IN MIAMI GARDENS.

Proposed Accomplishments

Jobs : 2

Actual Accomplishments*Number assisted:*

	Owner		Renter		Total		Person	
	Total	Hispanic	Total	Hispanic	Total	Hispanic	Total	Hispanic
White:	0	0	0	0	0	0		0
Black/African American:	0	0	0	0	0	0	0	0
Asian:	0	0	0	0	0	0	0	0
American Indian/Alaskan Native:	0	0	0	0	0	0	0	0
Native Hawaiian/Other Pacific Islander:	0	0	0	0	0	0	0	0
American Indian/Alaskan Native & White:	0	0	0	0	0	0	0	0
Asian White:	0	0	0	0	0	0	0	0
Black/African American & White:	0	0	0	0	0	0	0	0
American Indian/Alaskan Native & Black/African American:	0	0	0	0	0	0	0	0
Other multi-racial:	0	0	0	0	0	0	0	0
Asian/Pacific Islander:	0	0	0	0	0	0	0	0
Hispanic:	0	0	0	0	0	0	0	0
Total:	0	0	0	0	0	0	0	0
Female-headed Households:	0		0		0			

Income Category:

	Owner	Renter	Total	Person
Extremely Low	0	0	0	0
Low Mod	0	0	0	0
Moderate	0	0	0	0
Non Low Moderate	0	0	0	0
Total	0	0	0	0
Percent Low/Mod				

Annual Accomplishments

Years	Accomplishment Narrative	# Benefitting
2005	CURRENTLY IN PRE-DEVELOPMENT STAGE.	
2006	THE PUBLIC FACILITIES ACTIVITY WHICH INCLUDES MIXED-USE PROJECTS IS CURRENTLY IN THE PRE-DEVELOPMENT STAGE. CONCEPTUAL DRAWINGS COMPLETED BY CALVIN, GIORDANO & ASSOCIATES. ESTABLISHED A TOWN CENTER ZONING DISTRICT. ACTIVITY UNDERWAY.	

2007	THE ECONOMIC DEVELOPMENT COMPONENT OF THIS PROJECT WAS COMPLETED IN 2006, HOWEVER, THE JOB CREATION COMPONENT IS STILL PENDING. DURING 2008 THE CITY OF MIAMI GARDENS MUST SUBMIT A CORRECTIVE ACTION PLAN TO DESCRIBE HOW IT WILL CREATE THE 2 JOBS TO MEET THE NATIONAL OBJECTIVE.	
2008	ACTIVITY IS UNDERWAY. CITY WILL PROVIDE TECHNICAL ASSISTANCE TO BUSINESS IN CDBG ELIGIBLE AREAS.	
2010	ACTIVITY REMAINS OPEN PENDING COLLECTION OF CLOSE-OUT DOCUMENTATION	
2011	ACTIVITY REMAINS OPEN PENDING COLLECTION OF CLOSE-OUT DOCUMENTATION	
2012	PHCD will be meeting with the City to obtain close out documents.	
2013	Money used for building design for the City Center. Failed project, agency is to repay the money.	

PGM Year:	2005
Project:	0356 - J L BROWN DEV CORP 112 AVENUE SHOPS
IDIS Activity:	3882 - J L BROWN DEV CORP 112 AVENUE SHOPS

Status:	Open	Objective:	Create economic opportunities
Location:	11434 SW 148th St Miami, FL 33176-7410	Outcome:	Sustainability
		Matrix Code:	CI Building Acquisition, Construction, Rehabilitation (17C)
		National Objective:	LMJ

Initial Funding Date:	05/23/2005	Description:	
Financing		PRE DEVELOPMENT AND CONSTRUCTION OF A SHOPPING CENTER IN GOULDS THAT WILL CREATE FIVE JOBS.	
Funded Amount:	199,990.00		
Drawn Thru Program Year:	199,990.00		
Drawn In Program Year:	0.00		

Proposed Accomplishments

Jobs : 5

Actual Accomplishments

Number assisted:

	Owner		Renter		Total		Person	
	Total	Hispanic	Total	Hispanic	Total	Hispanic	Total	Hispanic
White:	0	0	0	0	0	0		0
Black/African American:	0	0	0	0	0	0	0	0
Asian:	0	0	0	0	0	0	0	0
American Indian/Alaskan Native:	0	0	0	0	0	0	0	0
Native Hawaiian/Other Pacific Islander:	0	0	0	0	0	0	0	0
American Indian/Alaskan Native & White:	0	0	0	0	0	0	0	0
Asian White:	0	0	0	0	0	0	0	0
Black/African American & White:	0	0	0	0	0	0	0	0
American Indian/Alaskan Native & Black/African American:	0	0	0	0	0	0	0	0
Other multi-racial:	0	0	0	0	0	0	0	0
Asian/Pacific Islander:	0	0	0	0	0	0	0	0
Hispanic:	0	0	0	0	0	0	0	0
Total:	0	0	0	0	0	0	0	0
Female-headed Households:	0		0		0			

Income Category:

	Owner	Renter	Total	Person
Extremely Low	0	0	0	0
Low Mod	0	0	0	0
Moderate	0	0	0	0
Non Low Moderate	0	0	0	0
Total	0	0	0	0
Percent Low/Mod				

Annual Accomplishments

Years	Accomplishment Narrative	# Benefitting
2005	COMPLETED PHASE 1 ENVIRONMENTAL REPORT. BEGAN SITE LAYOUT AND DESIGN FOR BUILDINGS. ATTENDED PUBLIC HEARING FOR MASTER PLAN CHANGE. AGENCY EXPENDED \$81,979.49 AS OF DECEMBER 31, 2005. ACTIVITY IS ONGOING.	
2006	ACTIVITY ON HOLD PENDING RESOLUTION WITH DEVELOPER ABOUT PROJECT FEASIBILITY.	
2007	PROJECT IS UNDERWAY. ARCHITECTURAL DRAWINGS ARE COMPLETE AND CONSTRUCTION HAS NOT STARTED. PROJECT IS ABOUT 15% COMPLETE AND IS DELAYED PENDING ADDITIONAL FUNDING.	
2008	PROJECT IS UNDERWAY. ARCHITECTURAL DRAWINGS ARE COMPLETE AND CONSTRUCTION HAS NOT STARTED. PROJECT IS ABOUT 15% COMPLETE AND IS DELAYED PENDING ADDITIONAL FUNDING.	
2009	\$10 RECAPTURED AS PER RESOLUTION R-914-09.	
2011	ACTIVITY REMAINS OPEN PENDING COLLECTION OF CLOSE-OUT DOCUMENTATION	
2012	Working with venture capital (25% financing)- banks require a contract with a national retailer- agency currently working with Family Dollar to open a store when the center is built.	
2013	Developer has seeking a new venture capital and major anchor store to complete project.	

PGM Year: 2005

Project: 0400 - SBC CDC OF RICHMOND HEIGHTS

IDIS Activity: 3898 - SBC CDC OF RICHMOND HEIGHTS

Status: Open

Location: 11010 PRINCETON DRIVE RICHMOND HEIGHTS, FL 33176

Objective: Create suitable living environments

Outcome: Availability/accessibility

Matrix Code: Senior Centers (03A)

National Objective: LMC

Initial Funding Date: 05/24/2005

Financing

Funded Amount: 48,255.20

Drawn Thru Program Year: 48,255.20

Drawn In Program Year: 0.00

Description:

PLANNING AND PRE-DEVELOPMENT OF A FAMILY LIFE CENTER IN RICHMOND HEIGHTS.

Proposed Accomplishments

Public Facilities : 2

Actual Accomplishments

Number assisted:

	Owner		Renter		Total		Person	
	Total	Hispanic	Total	Hispanic	Total	Hispanic	Total	Hispanic
White:	0	0	0	0	0	0		0
Black/African American:	0	0	0	0	0	0	0	0
Asian:	0	0	0	0	0	0	0	0

American Indian/Alaskan Native:	0	0	0	0	0	0	0	0
Native Hawaiian/Other Pacific Islander:	0	0	0	0	0	0	0	0
American Indian/Alaskan Native & White:	0	0	0	0	0	0	0	0
Asian White:	0	0	0	0	0	0	0	0
Black/African American & White:	0	0	0	0	0	0	0	0
American Indian/Alaskan Native & Black/African American:	0	0	0	0	0	0	0	0
Other multi-racial:	0	0	0	0	0	0	0	0
Asian/Pacific Islander:	0	0	0	0	0	0	0	0
Hispanic:	0	0	0	0	0	0	0	0
Total:	0	0	0	0	0	0	0	0

Female-headed Households: 0 0 0

Income Category:

	Owner	Renter	Total	Person
Extremely Low	0	0	0	0
Low Mod	0	0	0	0
Moderate	0	0	0	0
Non Low Moderate	0	0	0	0
Total	0	0	0	0

Percent Low/Mod

Annual Accomplishments

Years	Accomplishment Narrative	# Benefitting
2005	AGENCY IS IN THE PROCESS OF REZONING OF THE PROPERTY WHERE THE FACILITY WILL BE BUILT. RECIEVED QUOTES TO COMPLETE THE REQUIRED SURVEY AND PROPOSALS FROM THREE ARCHITECTURAL FIRMS TO COMPLETE THE SCHEMATIC DESIGN OF THE PROJECT. AGENCY SEEKING PROFESSIONAL SERVICES TO PREPARE A MARKET AND FEASIBILITY STUDY FOR THIS PROJECT. ACTIVITY IS ONGOING.	
2006	PREPARING FOR REZONING OF THE PROPERTY WHERE THE FACILITY WILL BE BUILT. CONTRACT WAS APPROVED FOR THE A/E FIRM OF JUDSON & PARTNERS TO COMPLETE THE SCHEMATIC DESIGN OF THE FAMILY LIFE CENTER. THE FIRM HAS BEGUN WORK.	
2007	AS OF 12/31/07, THE PROJECT IS ON HOLD PENDING LAND ACQUISITION FROM MIAMI-DADE HOUSING AGENCY. THE EXPECTED COMPLETION DATE OF THE ACTIVITY CANNOT BE ASSESSED UNTIL THE AGENCY ACQUIRES THE LAND.	
2008	THE ACTIVITY ISIN PRE-DEVELOPMENT STAGE. THE ZONING APPLICATION WILL BE SUBMITTED IN FEB 2009. RECIEVED QUOTES TO COMPLETE THE REQUIRED SURVEY AND PROPOSALS FOR THREE A/E FIORMS TO COMPLETE THE SCHEMATIC DESIGN OF THE FACILITY. AT THE MIAMI DADE COMMISSION MEETING OF APRIL 8, 2008, THE COMMISSION AUTHORIZED THE TRANSFER OF THE SUBJECT PROPERTY TO SBC CDC.	
2010	ACTIVITY REMAINS OPEN. PENDING COLLECTION OF CLOSING DOCUMENTS.	
2011	ACTIVITY REMAINS OPEN. PENDING COLLECTION OF CLOSING DOCUMENTS.	
2013	Agency is working on completing the housing component to complete project.	

PGM Year: 2005
Project: 0200 - ONE ART CENTER RENOVATION PROJECT
IDIS Activity: 3907 - ONE ART CENTER RENOVATION PROJECT

Status: Open Objective: Create economic opportunities
Location: 4111 N Miami Ave Miami, FL 33127-2845 Outcome: Sustainability

Initial Funding Date: 05/24/2005**Financing**

Funded Amount: 9,633.34

Drawn Thru Program Year: 9,633.34

Drawn In Program Year: 0.00

Description:

RENOVATION OF A COMMUNITY ARTS FACILITY IN MIAMI LOCATED AT 4111 N. MIAMI AVE.

Proposed Accomplishments**Annual Accomplishments**

Years	Accomplishment Narrative	# Benefitting
2005	DESIGN PHASE COMPLETED. CONSTRUCTION TO BEGIN JULY 06. PROJECT WAS SCALED DOWN PENDING ADDITIONAL FUNDING FROM CITY OF MIAMI AND STATE. CONTRACT EXTENDED UNTIL 12/06.	
2006	ARCHITECTURAL PLANS ARE PRESENTLY IN THE BUILDING AND ZONING DEPT. ALL DEPARTMENTS HAVE REVIEWED PLANS EXCEPT HISTORIC PRESERVATION WHICH IS EXPECTED TO COMPLETE THEIR REVIEW BY THE END OF THE MONTH AT WHICH POINT ONE ART WILL SUBMIT THEIR BID PACKAGE TO OCED FOR APPROVAL. ONE ART WILL THEN ADVERTISE FOR A GENERAL CONTRACTOR IN ORDER TO BEGIN THE RENOVATION OF THE ONE ART CENTER.	
2007	THE ACQUISITION AND DESIGN PROCESS IS COMPLETE. HOWEVER, THE PROJECT IS BEHIND SCHEDULE DUE TO FUNDING GAPS AND INCREASED COSTS INCURRED DUE TO THE REDESIGN OF THE PROJECT. ADDITIONAL FUNDING HAS BEEN ACQUIRED THROUGH THE CITY OF MIAMI AND THE PROJECT IS READY TO BID FOR A GENERAL CONTRACTOR. IT IS EXPECTED THAT THE CONSTRUCTION WILL BE 100% COMPLETE BY DECEMBER 2008.	
2008	PROJECT UNDERWAY. AGENCY HAS A GAP TO COMPLETE THE PROJECT. SEE ACTIVITY # 3244.	
2009	\$18,366.66 RECAPTURED AS PER RESOLUTION 1285-09.	
2010	COUNTY WILL PURSUE ALL OPTIONS TO RECAPTURE THE FUNDS OR TO MEET THE NATIONAL OBJECTIVE.	
2011	COUNTY WILL PURSUE ALL OPTIONS TO RECAPTURE THE FUNDS OR TO MEET THE NATIONAL OBJECTIVE.	
2013	Failed project, agency no longer exist. The County continues to seek repayment from existing owners.	

PGM Year: 2005**Project:** 0321 - UNIDAD OF MIAMI BEACH INC.,_N BEACH SENIOR CTR**IDIS Activity:** 3938 - UNIDAD OF MIAMI BEACH INC., N BEACH SENI**Status:** Open**Location:** 7141 Indian Creek Dr Miami Beach, FL 33141-3030**Objective:** Create suitable living environments**Outcome:** Availability/accessibility**Matrix Code:** Senior Centers (03A)**National Objective:** LMC**Initial Funding Date:** 05/24/2005**Financing**

Funded Amount: 950,367.02

Drawn Thru Program Year: 928,626.57

Drawn In Program Year: 0.00

Description:

ACQUISITION AND REHABILITATION OF A SENIOR CENTER IN MIAMI BEACH. 7141 INDIAN CREEK DRIVE, MIAMI BEACH 33141.

Proposed Accomplishments**Actual Accomplishments***Number assisted:*

	Owner		Renter		Total		Person	
	Total	Hispanic	Total	Hispanic	Total	Hispanic	Total	Hispanic
White:	0	0	0	0	0	0		0
Black/African American:	0	0	0	0	0	0	0	0

Asian:	0	0	0	0	0	0	0	0
American Indian/Alaskan Native:	0	0	0	0	0	0	0	0
Native Hawaiian/Other Pacific Islander:	0	0	0	0	0	0	0	0
American Indian/Alaskan Native & White:	0	0	0	0	0	0	0	0
Asian White:	0	0	0	0	0	0	0	0
Black/African American & White:	0	0	0	0	0	0	0	0
American Indian/Alaskan Native & Black/African American:	0	0	0	0	0	0	0	0
Other multi-racial:	0	0	0	0	0	0	0	0
Asian/Pacific Islander:	0	0	0	0	0	0	0	0
Hispanic:	0	0	0	0	0	0	0	0
Total:	0	0	0	0	0	0	0	0

Female-headed Households: 0 0 0

Income Category:

	Owner	Renter	Total	Person
Extremely Low	0	0	0	0
Low Mod	0	0	0	0
Moderate	0	0	0	0
Non Low Moderate	0	0	0	0
Total	0	0	0	0

Percent Low/Mod

Annual Accomplishments

Years	Accomplishment Narrative	# Benefitting
2005	AGENCY IS WAITING TO GET THE SITE CONTROL TO START THE IMPROVEMENTS TO THE FACILITY. EXPECTED TO GET THE SITE CONTROL BY APRIL 2006. RESUMES. COMMISSIONER BRUNO BARREIRO GIVES AN ADDITIONAL 100,000 DOLLARS FOR THE NORTH BEACH SENIOR CENTER. FUNDS SECURED TO DATE \$637,000. CONTRACT AMENDMENTS ARE DONE FOR CDBG COUNTY. NO APPLICATION IS SUBMITTED TO CDBG MIAMI BEACH FOR THE ACTIVITY. PROPERTY SEARCH CONTINUES. SUBMITTED CDBG APPLICATION TO CDBG COUNTY FOR THE AMOUNT OF \$250,000. TALKS BEGINS WITH THE CITY MANAGER TO IDENTIFY A CITY FACILITY FOR THE NORTH BEACH SENIOR CENTER.	
2006	SITE CONTROL WAS GRANTED BY CITY OF MIAMI BEACH. COMPLETED CONCEPT PLAN. EXPECTED TO START CONSTRUCTION IN JUNE 2007.	
2007	THE AGENCY SIGNED A LONG TERM LEASE WITH THE CITY OF MIAMI BEACH. CONCEPT PLANS ARE COMPLETE AND CONSTRUCTION IS EXPECTED TO START BY JUNE 2008. THE PROJECTED COMPLETION DATE OF THIS ACTIVITY IS DECEMBER 31, 2009.	
2008	PROJECT IS IN THE PLANNING AND DESIGN PHASE. SEE ACTIVITY # 3648	
2009	(PY09) ACTIVITY REMAINS OPEN. Design, & environmental review completed. Architect and Engineer selected. Bid phase pending. Construction is estimated to begin in May 2010. See activity #3648	
2010	PROJECT ON-GOING. CONSTRUCTION IS 20-25% COMPLETED.	
2011	Activity is ongoing, 87% of construction completed. See activity # 3648.	
2012	Reporting for this activity is on activity # 3648. See activity # 3648.	
2013	The project is 100% complete with Certificate of Occupancy issued. The agency has approved clients, but the space remains unoccupied until they resolve interior work issues with the general contractor.	

PGM Year: 2005
Project: 0415 - HISTORIC HAMPTON HOUSE COMMUNITY TRUST, INC.
IDIS Activity: 3971 - HISTORIC HAMPTON HOUSE MULTI-PURPOSE

Status: Open
Location: 4200 NW 27th Ave Miami, FL 33142-4516

Objective: Create suitable living environments
Outcome: Sustainability
Matrix Code: Public Facilities and Improvement (General) (03) National Objective: LMA

Initial Funding Date: 08/17/2005

Financing

Funded Amount: 189,750.93
Drawn Thru Program Year: 189,750.93
Drawn In Program Year: 0.00

Description:
REHABRENOVATION OF HISTORIC HAMPTON HOUSE INTO A MULTI-PURPOSE CENTER TO SERVE THE RESIDENTS OF MODEL CITYBROWNSVILLE.
Blance of \$2,352.13 was transferred to activity #4899 as per non-substantial memo dated October 11, 2011.

Proposed Accomplishments

Public Facilities : 4

Annual Accomplishments

Years	Accomplishment Narrative	# Benefitting
2005	FUNDS WILL BE USED TO SECURE THE MAPTON HOUSE BUILDING. WORK TO BE COMPLETED BY GSA ON MAT 22, 2206. ACTIVITY IS ONGOING.	
2006	PROJECT WAS 100% COMPLETED BY DECEMBER 2006.. REMAINING FUNDS CAN BE REPROGRAMMED.	
2007	PROJECT IN DESIGN STAGE. WORK TRANSFERRED TO GENERAL OBLIGATION BOND PROGRAM TO FUND AND COMPLETE. REMAINING FUNDS TO BE REPROGRAMMED.	
2008	PROJECT IN DESIGN STAGE. WORK TRANSFERRED TO GENERAL OBLIGATION BOND PROGRAM TO FUND AND COMPLETE. \$24,325.22 REPROGRAMMED AS PER R#489-08. AS PER MEMO DATED 10/9/2008, \$22,048 WAS TRANSFERRED FROM ACTIVITY # 4652 (CD534M26HS). ACTIVITY IS UNDERWAY. ADDITIONAL PERFORMANCE INFORMATION IS BEING COLLECTED.	
2009	(PY09) ACTIVITY REMAINS OPEN. ARCHITECTURAL DESIGN HAS BEEN APPROVED. STABILIZATION WORK STARTED. AGENCY WILL MAINTAIN OVERSIGHT OF REHAB.	
2010	Continued to plan, organize, monitor and manage resources related to Historical input for Historic Hampton House. Reviewed, advised, and approved architectural design, use of building with Florida Memorial University, prosepective restaurants and othe tenants. Hels an oral history workshop at the Historical Museum ofSouth Florida and hels grounf breaking event for stabiliation of project at site.	
2011	See the reporting for activity# 4899.	
2013	Construction isÂ 40% complete. The scheduled completion date is January 2015.	

PGM Year: 2006
Project: 0036 - COCONUT GROVE COLLABORATIVE, INC., GRAND AVE. KISOK PROJECT
IDIS Activity: 4149 - COCONUT GROVE COLLAB., INC. GRAND AVE.

Status: Open
Location: 3628 Grand Ave Miami, FL 33133-4953

Objective: Create economic opportunities
Outcome: Sustainability
Matrix Code: ED Technical Assistance (18B) National Objective: LMJ

Initial Funding Date: 06/30/2006

Financing

Funded Amount: 6,787.38

Drawn Thru Program Year: 6,787.38

Drawn In Program Year: 0.00

Description:

CREATION OF 26 JOBS AND SMALL, MINORITY BUSINESS DEVELOPMENTJOB TRAINING TO 10 KIOSK OPERATORS ON GRAND AVENUE BETWEEN 37 & 32 AVES. IN COCONUT GROVE.

Proposed Accomplishments

Jobs : 26

Actual Accomplishments

Number assisted:

	Owner		Renter		Total		Person	
	Total	Hispanic	Total	Hispanic	Total	Hispanic	Total	Hispanic
White:	0	0	0	0	0	0		0
Black/African American:	0	0	0	0	0	0	0	0
Asian:	0	0	0	0	0	0	0	0
American Indian/Alaskan Native:	0	0	0	0	0	0	0	0
Native Hawaiian/Other Pacific Islander:	0	0	0	0	0	0	0	0
American Indian/Alaskan Native & White:	0	0	0	0	0	0	0	0
Asian White:	0	0	0	0	0	0	0	0
Black/African American & White:	0	0	0	0	0	0	0	0
American Indian/Alaskan Native & Black/African American:	0	0	0	0	0	0	0	0
Other multi-racial:	0	0	0	0	0	0	0	0
Asian/Pacific Islander:	0	0	0	0	0	0	0	0
Hispanic:	0	0	0	0	0	0	0	0
Total:	0	0	0	0	0	0	0	0
Female-headed Households:	0		0		0			

Income Category:

	Owner	Renter	Total	Person
Extremely Low	0	0	0	0
Low Mod	0	0	0	0
Moderate	0	0	0	0
Non Low Moderate	0	0	0	0
Total	0	0	0	0

Percent Low/Mod

Annual Accomplishments

Years	Accomplishment Narrative	# Benefitting
2006	ACTIVITY ONGOING. AGENCY COLLABORATED WITH CITY OF MIAMI TO PURCHASE AND INSTALL KIOSK ALONG GRAND AVE.	
2007	THIS IS A COLLABORATIVE EFFORT WITH THE CITY OF MIAMI TO PLACE TEN KIOSKS ON GRAND AVENUE FOR RETAIL USE. CITY OF MIAMI'S CONTRIBUTION HAS BEEN DELAYED DUE TO CHANGES IN PERSONNEL IN CITY'S COMMUNITY DEVELOPMENT DEPARTMENT AND A CHANGE IN LOCAL ELECTED OFFICIALS. AN ENABLING ORDINANCE IS SCHEDULED FOR APRIL 2008.	
2008	\$8212.62 WAS RECAPTURED AS PER RESO# 489-08.	
2010	ACTIVITY REMAINS OPEN PENDING COLLECTION OF CLOSE-OUT DOCUMENTATION	

2011	ACTIVITY REMAINS OPEN PENDING COLLECTION OF CLOSE-OUT DOCUMENTATION
------	---

PGM Year:	2006
Project:	0049 - DYNAMIC COMMUNITY DEVELOPMENT CORP. ECO. DEV. TECHNICAL
IDIS Activity:	4160 - DYNAMIC COMM. DEV. CORP. ECO. DEV. TECH.

Status:	Completed 10/25/2013 10:31:46 AM	Objective:	Create economic opportunities
Location:	3550 Biscayne Blvd Ste 304 Miami, FL 33137-3853	Outcome:	Sustainability
		Matrix Code:	ED Technical Assistance (18B)
		National Objective:	LMJ

Initial Funding Date:	06/30/2006	Description:
Financing		PROVIDE TECHNICAL ASSISTANCE TO 5 SMALL BUSINESSES IN THE MELROSE NRSA. ACTIVITY WILL CREATE 3 JOBS.
Funded Amount:	12,709.60	
Drawn Thru Program Year:	12,709.60	
Drawn In Program Year:	0.00	

Proposed Accomplishments

Jobs : 3

Actual Accomplishments

Number assisted:	Owner		Renter		Total		Person	
	Total	Hispanic	Total	Hispanic	Total	Hispanic	Total	Hispanic
White:	0	0	0	0	0	0		0
Black/African American:	0	0	0	0	0	0	2	0
Asian:	0	0	0	0	0	0	0	0
American Indian/Alaskan Native:	0	0	0	0	0	0	0	0
Native Hawaiian/Other Pacific Islander:	0	0	0	0	0	0	0	0
American Indian/Alaskan Native & White:	0	0	0	0	0	0	0	0
Asian White:	0	0	0	0	0	0	0	0
Black/African American & White:	0	0	0	0	0	0	0	0
American Indian/Alaskan Native & Black/African American:	0	0	0	0	0	0	0	0
Other multi-racial:	0	0	0	0	0	0	0	0
Asian/Pacific Islander:	0	0	0	0	0	0	0	0
Hispanic:	0	0	0	0	0	0	0	0
Total:	0	0	0	0	0	0	2	0
Female-headed Households:	0		0		0			

Income Category:

	Owner	Renter	Total	Person
Extremely Low	0	0	0	0
Low Mod	0	0	0	2
Moderate	0	0	0	0
Non Low Moderate	0	0	0	0
Total	0	0	0	2

Annual Accomplishments

Years	Accomplishment Narrative	# Benefitting
2007	Created 2 jobs.	
2008	ACTIVITY COMPLETED AND ACCOMPLISHMENTS WERE REPORTED IN FY 2006 CAPER.	
2010	Activity completed. Pending close out documentation.	
2011	CLOSEOUT DOCEMENTATION (OLD DOCUMENTS) SUBMITTED. ACCOMPLISHMENTS REPORTED.	

PGM Year: 2006**Project:** 0051 - FANM AYISYEN NAN MIYAMI, INC./COMMUNITY ECO. DEV. TECH.**IDIS Activity:** 4162 - FANM AYISYEN NAN MIYAMI, INC./COMM. ECO.**Status:** Open**Location:** 7900 NE 2nd Ave Ste 700 Miami, FL 33138-4424**Objective:** Create economic opportunities**Outcome:** Sustainability**Matrix Code:** Micro-Enterprise Assistance (18C)**National Objective:** LMJ**Initial Funding Date:** 06/30/2006**Financing**

Funded Amount: 15,761.15

Drawn Thru Program Year: 15,761.15

Drawn In Program Year: 0.00

Description:

PROGRAM WILL CREATE 5 JOBS TO TRAIN & PROVIDE TECHNICAL ASSISTANCE TO 40 PEOPLE, 15 FORMER PARTICIPANTS & 25 NEW, IN OBTAINING LICENSES, IMPROVING BUSINESS PRACTICES.

Proposed Accomplishments

Jobs : 5

Actual Accomplishments*Number assisted:*

	Owner		Renter		Total		Person	
	Total	Hispanic	Total	Hispanic	Total	Hispanic	Total	Hispanic
White:	0	0	0	0	0	0		0
Black/African American:	0	0	0	0	0	0	2	0
Asian:	0	0	0	0	0	0	0	0
American Indian/Alaskan Native:	0	0	0	0	0	0	0	0
Native Hawaiian/Other Pacific Islander:	0	0	0	0	0	0	0	0
American Indian/Alaskan Native & White:	0	0	0	0	0	0	0	0
Asian White:	0	0	0	0	0	0	0	0
Black/African American & White:	0	0	0	0	0	0	0	0
American Indian/Alaskan Native & Black/African American:	0	0	0	0	0	0	0	0
Other multi-racial:	0	0	0	0	0	0	0	0
Asian/Pacific Islander:	0	0	0	0	0	0	0	0
Hispanic:	0	0	0	0	0	0	0	0
Total:	0	0	0	0	0	0	2	0
Female-headed Households:	0		0		0			

Income Category:

	Owner	Renter	Total	Person
Extremely Low	0	0	0	0
Low Mod	0	0	0	2
Moderate	0	0	0	0
Non Low Moderate	0	0	0	0
Total	0	0	0	2
Percent Low/Mod				100.0%

Annual Accomplishments

Years	Accomplishment Narrative	# Benefitting
2006	TWO (2) JOB WAS CREATED TO PROVIDE ECONOMIC DEVELOPMENT, TECHNICAL ASSISTANCE TO A FOR-PROFIT BUSINESS. ACTIVITY COMPLETED. AWAITING FINANCIAL CLOSEOUT.	
2007	TWO (2) JOB WAS CREATED TO PROVIDE ECONOMIC DEVELOPMENT, TECHNICAL ASSISTANCE TO A FOR-PROFIT BUSINESS. ACTIVITY COMPLETED. AWAITING FINANCIAL CLOSEOUT.	
2008	ACTIVITY COMPLETED PREVIOUSLY. BALANCE OF \$14,238.85 WAS RECAPTURED AS PER RESO# 489-08.	
2010	ACTIVITY REMAINS OPEN. PENDING COLLECTION OF CLOSING DOCUMENTS.	
2011	ACTIVITY REMAINS OPEN. PENDING COLLECTION OF CLOSING DOCUMENTS.	

PGM Year: 2006

Project: 0058 - GALATA, INC. GALATA INTERGENERATIONAL RESOURCE CENTER

IDIS Activity: 4168 - GALATA, INC. GALATA INTERGENERATIONAL

Status: Open

Location: 916 N Flagler Ave Homestead, FL 33030-4905

Objective: Create suitable living environments

Outcome: Sustainability

Matrix Code: Neighborhood Facilities (03E)

National Objective: LMA

Initial Funding Date: 07/05/2006

Financing

Funded Amount: 34,914.71

Drawn Thru Program Year: 34,914.71

Drawn In Program Year: 0.00

Description:

THE DEVELOPMENT OF AN INTERGENERATIONAL NEIGHBORHOOD OFFERING VARIOUS SERVICES TO LOW MOD INCOME SENIORS, YOUTH AND DISABLED AT 239-241 WEST PALM DRIVE, FLORIDA CITY, 33034.

Funding amount increased by \$638.92 as per memo dated 3242010 for Professional Services Technical Assistance.

Funding increased by \$386.02 as per memo dated 3232011 for Professional Services technical Assistance. \$298,023.48 recaptured as per R-627-13.

Proposed Accomplishments

Public Facilities : 1

Total Population in Service Area: 449

Census Tract Percent Low / Mod: 79.70

Annual Accomplishments

Years	Accomplishment Narrative	# Benefitting
2006	SITE ACQUISITION COMPLETED. ACTIVITY PENDING ADMINSTRATIVE PLAN AMENDMENT.	
2007	NEIGHBORHOOD CENTER PROJECT CONTRACT ACTIVE UNTIL DECEMBER 2008. PROJECT ON HOLD PENDING IRS ISSUE. REHAB IS ONGOING. 30% COMPLETE.	
2008	ARCHTECT HAS COMPLETED DRAFT OF PLANS. PROJECT IS IN PRE-DEVELOPMENT STAGE.	
2010	Funding amount increased by \$1,102.75 as per memo dated 10/01/2010 for Professional Services Technical Assistance. Project is underway.	
2011	Project is underway, agency submitted bid packages.	

Status:Open

Location:11293 SW 216th St Goulds, FL 33170-2963

Objective:Create economic opportunities

Outcome:Sustainability

Matrix Code:Other Commercial/Industrial Improvements (17D)

National Objective:LMJ

Initial Funding Date:07/03/2006

Financing

Funded Amount:58,089.17

Drawn Thru Program Year:58,089.17

Drawn In Program Year:0.00

Description:

THE REDEVELOPMENT AND REVITALIZATION OF THE GOULDS STOREPORCH HISTORIC COMMERCIAL DISTRICT.

PROJECT LOCATED AT US 1 BOUND BY SW 216 ST.SW 119 AVE.SW 218 ST.SW 220 ST., GOULDS.

Proposed Accomplishments

Jobs : 12

Actual Accomplishments

Number assisted:

	Owner		Renter		Total		Person	
	Total	Hispanic	Total	Hispanic	Total	Hispanic	Total	Hispanic
White:	0	0	0	0	0	0		0
Black/African American:	0	0	0	0	0	0	0	0
Asian:	0	0	0	0	0	0	0	0
American Indian/Alaskan Native:	0	0	0	0	0	0	0	0
Native Hawaiian/Other Pacific Islander:	0	0	0	0	0	0	0	0
American Indian/Alaskan Native & White:	0	0	0	0	0	0	0	0
Asian White:	0	0	0	0	0	0	0	0
Black/African American & White:	0	0	0	0	0	0	0	0
American Indian/Alaskan Native & Black/African American:	0	0	0	0	0	0	0	0
Other multi-racial:	0	0	0	0	0	0	0	0
Asian/Pacific Islander:	0	0	0	0	0	0	0	0
Hispanic:	0	0	0	0	0	0	0	0
Total:	0	0	0	0	0	0	0	0
Female-headed Households:	0		0		0			

Income Category:

	Owner	Renter	Total	Person
Extremely Low	0	0	0	0
Low Mod	0	0	0	0
Moderate	0	0	0	0
Non Low Moderate	0	0	0	0
Total	0	0	0	0
Percent Low/Mod				

Annual Accomplishments

Years	Accomplishment Narrative	# Benefitting
2005	PRE-DEVELOPMENT ACTIVITIES ASSOCIATED WITH THE DEVELOPMENT OF A COMMERCIAL DISTRICT ARE UNDERWAY. THE AGENCY COMPLETED REVIEW OF THE MASTER CONCEPT PLANS; DEVELOPED ACQUISITION AND FUNDING STRATEGIES;ADVERTISED AND SELECTED A PROVIDER TO CONDUCT FEASIBILITY AND MARKET STUDY; REVIEWED THE PRELIMINARY MARKET STUDY DRAFT;AND PREPARED A DETAILED CONSTRUCTION COST ESTIMATE. CURRENTLY THE AGENCY IS NEGOTIATING OPTIONS FOR SECURING THE REMAINING PARCELS AND IS CONSIDERING MOVING FORWARD THE DEVELOPMENT OF PARCELS ALREADY BEING HELD BY OCED AS PHASE 1 OF DEVELOPMENT.	
2006	COMPLETED PROCUREMENT OF SURVEY AND ENVIRONMENTAL SERVICES AT 120001 SW 220 AVE, 21930 SW 120 AVE, AND 21920 SW 120 AVE. AGENCY IS EXPERIENCING FINANCIAL CHALLENGES WHICH HAS DELAYED PROGRESS OF THIS PROJECT.	
2007	THIS PROJECT IS STILL IN THE PRE-DEVELOPMENT PHASE. SURVEY OF PROPERTIES, SITE PLANS DEVELOPMENT PROSPECTUS WERE COMPLETED IN 2006. NO ADDITIONAL PROGRESS MADE DUE TO THE FINANCIAL CHALLENGES OF THE AGENCY. THE PROJECTED COMPLETION DATE CANNOT BE DETERMINED UNTIL THESE ISSUES ARE RESOLVED.	
2008	PROJECT IS IN PRE-DEVELOPMENT PHASE.	
2009	\$241,910.83 RECAPTURED AS PER RESOLUTION R-914-09. ACTIVITY REMAINS OPEN PENDING COLLECTION OF CLOSE-OUT DOCUMENTATION	
2010	ACTIVITY REMAINS OPEN. PENDING COLLECTION OF CLOSING DOCUMENTS.	
2011	ACTIVITY REMAINS OPEN. PENDING COLLECTION OF CLOSING DOCUMENTS.	

PGM Year: 2006

Project: 0097 - LITTLE HAITI HOUSING ASSOCIATION, INC. SHOPPES OF SANS SOUCI

IDIS Activity: 4205 - LITTLE HAITI HOUSING ASSOCIATION, INC.

Status: Open

Location: 181 NE 82nd St Miami, FL 33138-3755

Objective: Create economic opportunities

Outcome: Sustainability

Matrix Code: CI Building Acquisition, Construction, Rehabilitation (17C) National Objective: LMJ

Initial Funding Date: 07/03/2006

Financing

Funded Amount: 11,590.96

Drawn Thru Program Year: 11,590.96

Drawn In Program Year: 0.00

Description:

NEW CONSTRUCTION OF A 6,000 SQ. FT. COMMERCIAL BUILDING AT NW 62ND & NW 2ND AVE. IN LITTLE HAITI THAT WILL CREATE 3 JOBS. JOINT VENTURE WITH REDEVCO 62ND, LLC.

Proposed Accomplishments

Actual Accomplishments

Number assisted:

	Owner		Renter		Total		Person	
	Total	Hispanic	Total	Hispanic	Total	Hispanic	Total	Hispanic
White:	0	0	0	0	0	0		0
Black/African American:	0	0	0	0	0	0	0	0
Asian:	0	0	0	0	0	0	0	0
American Indian/Alaskan Native:	0	0	0	0	0	0	0	0
Native Hawaiian/Other Pacific Islander:	0	0	0	0	0	0	0	0
American Indian/Alaskan Native & White:	0	0	0	0	0	0	0	0
Asian White:	0	0	0	0	0	0	0	0
Black/African American & White:	0	0	0	0	0	0	0	0
American Indian/Alaskan Native & Black/African American:	0	0	0	0	0	0	0	0

Other multi-racial:	0	0	0	0	0	0	0	0
Asian/Pacific Islander:	0	0	0	0	0	0	0	0
Hispanic:	0	0	0	0	0	0	0	0
Total:	0	0	0	0	0	0	0	0

Female-headed Households:

0

0

0

Income Category:

	Owner	Renter	Total	Person
Extremely Low	0	0	0	0
Low Mod	0	0	0	0
Moderate	0	0	0	0
Non Low Moderate	0	0	0	0
Total	0	0	0	0

Percent Low/Mod

Annual Accomplishments

Years	Accomplishment Narrative	# Benefitting
2006	REFER TO ACTIVITY #3863.	
2007	REFER TO ACTIVITY #3863.	
2008	BUILDING PLANS REQUIRED REVISIONS. AGENCY IS WORKING TO RESOLVE ISSUES WITH THE ARCHITECT. LEASING EFFORTS CONTINUE. PROJECT IS UNDERWAY. SEE ACTIVITY # 3863.	
2009	\$8,409.04 RECAPTURED AS PER RESOLUTION 1285-09.	
2010	PROJECT IS ON-GOING.	
2011	ACTIVITY REMAINS OPEN. PENDING DOCUMENTATION	

PGM Year:	2006
Project:	0101 - MARTIN LUTHER KING ECO. DEV. CORP. BUSINESS INCUBATOR & TECH
IDIS Activity:	4209 - MARTIN LUTHER KING ECO. DEV. CORP.

Status:	Open	Objective:	Create economic opportunities
Location:	655 NW 48th St Miami, FL 33127-2321	Outcome:	Sustainability
		Matrix Code:	ED Technical Assistance (18B)
			National Objective: LMJ

Initial Funding Date:	07/03/2006	Description:
Financing		TO ESTABLISH A 2-UNIT BUSINESS INCUBATOR & TECHNICAL ASSISTANCE CENTER IN THE MODEL CITY AREA.
Funded Amount:	109,460.27	THIS BUSINESS CENTER WILL ALSO PROVIDE FOR THE CREATION ANDOR RETENTION OF 2 JOBS.
Drawn Thru Program Year:	109,460.27	
Drawn In Program Year:	0.00	

Proposed Accomplishments

Jobs : 2

Actual Accomplishments

	Owner		Renter		Total		Person	
Number assisted:	Total	Hispanic	Total	Hispanic	Total	Hispanic	Total	Hispanic

White:	0	0	0	0	0	0	0	0
Black/African American:	0	0	0	0	0	0	0	0
Asian:	0	0	0	0	0	0	0	0
American Indian/Alaskan Native:	0	0	0	0	0	0	0	0
Native Hawaiian/Other Pacific Islander:	0	0	0	0	0	0	0	0
American Indian/Alaskan Native & White:	0	0	0	0	0	0	0	0
Asian White:	0	0	0	0	0	0	0	0
Black/African American & White:	0	0	0	0	0	0	0	0
American Indian/Alaskan Native & Black/African American:	0	0	0	0	0	0	0	0
Other multi-racial:	0	0	0	0	0	0	0	0
Asian/Pacific Islander:	0	0	0	0	0	0	0	0
Hispanic:	0	0	0	0	0	0	0	0
Total:	0	0	0	0	0	0	0	0
Female-headed Households:	0		0		0			

Income Category:

	Owner	Renter	Total	Person
Extremely Low	0	0	0	0
Low Mod	0	0	0	0
Moderate	0	0	0	0
Non Low Moderate	0	0	0	0
Total	0	0	0	0
Percent Low/Mod				

Annual Accomplishments

Years	Accomplishment Narrative	# Benefitting
2006	AGENCY WAS NOT RESPONSIVE IN REGARDS TO THE SUBMITTAL OF THE REQUIRED AUDIT AND OTHER REQUIRED DOCUMENTS RESULTING IN THE EXPIRATION OF THE CONTRACT. AGENCY HAS SEEN A HIGH STAFF TURNOVER AND HAD SEVERAL MONITORING FINDINGS TO ADDRESS. THE FUNDS IDENTIFIED FOR RECAPTURE.	
2007	FOUR JOBS CREATED AND 84 RETAINED. ACTIVITY IS ONGOING.	
2008	ACTIVITY IS UNDERWAY. AWAITING FINANCIAL CLOSEOUT.	
2009	420,539.73 RECAPTURED AS PER RESOLUTION R-914-09 (PY09) ACTIVITY REMAINS OPEN. PENDING CLOSE-OUT DOCUMENTATION	
2010	Activity completed. Pending close out documentation.	
2011	Activity completed. Pending close out documentation.	
PGM Year:	2006	
Project:	0126 - MIAMI-DADE OFF. OF COMM. AND ECO. DEV. COMMER. REVITALIZATIO	
IDIS Activity:	4231 - MIAMI-DADE OFF. OF COMM. & ECO. DEV. COMMERCIAL REVITALIZATION PROGRAM	
Status:	Open	Objective: Create economic opportunities
Location:	140 W Flagler St Ste 1100 Miami, FL 33130-1561	Outcome: Sustainability

Initial Funding Date: 07/05/2006**Financing**

Funded Amount: 355,356.06
 Drawn Thru Program Year: 355,356.06
 Drawn In Program Year: 0.00

Description:

COMMERCIAL REVITALIZATION GRANTS PROGRAM FOR BUSINESS FACADE REHABILITATION
 COUNTYWIDE PROJECTS TO CREATERETAIN 12 JOBS IN NON-TUA.
 \$15,415.85 and \$0.49 recaptured as per Resolution #R-67-11 dated 212011.
 \$12,490.77 recaptured as per resolution R-782-11 dated October 4, 2011.

Proposed Accomplishments

Jobs : 25

Actual Accomplishments*Number assisted:*

	Owner		Renter		Total		Person	
	Total	Hispanic	Total	Hispanic	Total	Hispanic	Total	Hispanic
White:	0	0	0	0	0	0		0
Black/African American:	0	0	0	0	0	0	0	0
Asian:	0	0	0	0	0	0	0	0
American Indian/Alaskan Native:	0	0	0	0	0	0	0	0
Native Hawaiian/Other Pacific Islander:	0	0	0	0	0	0	0	0
American Indian/Alaskan Native & White:	0	0	0	0	0	0	0	0
Asian White:	0	0	0	0	0	0	0	0
Black/African American & White:	0	0	0	0	0	0	0	0
American Indian/Alaskan Native & Black/African American:	0	0	0	0	0	0	0	0
Other multi-racial:	0	0	0	0	0	0	0	0
Asian/Pacific Islander:	0	0	0	0	0	0	0	0
Hispanic:	0	0	0	0	0	0	0	0
Total:	0	0	0	0	0	0	0	0
Female-headed Households:	0		0		0			

Income Category:

	Owner	Renter	Total	Person
Extremely Low	0	0	0	0
Low Mod	0	0	0	0
Moderate	0	0	0	0
Non Low Moderate	0	0	0	0
Total	0	0	0	0
Percent Low/Mod				

Annual Accomplishments

Years	Accomplishment Narrative	# Benefitting
2006	ACTIVITY IS UNDERWAY, FY 2006 PROJECTS HAVE BEEN SELECTED. EXPECT TO CREATE 11 JOBS.	
2007	FOUR PENDING PROJECTS REPORTED IN 2006 CAPER. TWO PROJECTS CANCELLED (NINTH AVENUE MARKET AND FLOOR TO DOORS); TWO PROJECTS UNDERWAY (PRINCE LAWN MOWER SERVICES AND 5TH AVENUE MARKET) AND EXPECT TO BE COMPLETED IN 2008. EXPECT EIGHT JOBS TO BE CREATED/RETAINED.	
2008	ACTIVITY IS UNDERWAY. ADDITIONAL PERFORMANCE INFORMATION IS BEING COLLECTED.	

2009	FUNDING AMOUNT INCREASED BY \$831 FOR PROFESSIONAL SERVICES TECHNICAL ASSISTANCE (MEMO DATED 8/24/2009-PRINCE LAWN MOWER SERVICE)
2010	ACTIVITY REMAINS OPEN. PENDING COLLECTION OF CLOSING DOCUMENTS.
2011	ACTIVITY REMAINS OPEN. PENDING COLLECTION OF CLOSING DOCUMENTS.

PGM Year:	2006
Project:	0127 - MIAMI-DADE OFF. OF COMM. AND ECO. DEV. COMMER. REVIT. PRG.
IDIS Activity:	4232 - MIAMI-DADE OFF. OF COMM. & ECO. DEV. COM. REVITALIZATION PGM

Status:	Completed 11/21/2013 9:35:22 AM	Objective:	Create economic opportunities
Location:	140 W Flagler St Ste 1100 Miami, FL 33130-1561	Outcome:	Sustainability
		Matrix Code:	CI Building Acquisition, Construction, Rehabilitation (17C)
		National Objective:	LMJ

Initial Funding Date:	07/05/2006	Description:	COMMERCIAL REVITALIZATION GRANTS PROGRAM FOR BUSINESS FACADE REHABILITATION COUNTYWIDE PROJECTS TO CREATERETAIN 4 JOBS IN MULTIPLE TUAS.
Financing			\$31,000.00 recaptured as per Resolution R-782-11 dated October 4th, 2011.
Funded Amount:	82,134.28		
Drawn Thru Program Year:	82,134.28		
Drawn In Program Year:	0.00		

Proposed Accomplishments

Jobs : 15

Actual Accomplishments

Number assisted:

	Owner		Renter		Total		Person	
	Total	Hispanic	Total	Hispanic	Total	Hispanic	Total	Hispanic
White:	0	0	0	0	0	0	3	3
Black/African American:	0	0	0	0	0	0	0	0
Asian:	0	0	0	0	0	0	0	0
American Indian/Alaskan Native:	0	0	0	0	0	0	0	0
Native Hawaiian/Other Pacific Islander:	0	0	0	0	0	0	0	0
American Indian/Alaskan Native & White:	0	0	0	0	0	0	0	0
Asian White:	0	0	0	0	0	0	0	0
Black/African American & White:	0	0	0	0	0	0	0	0
American Indian/Alaskan Native & Black/African American:	0	0	0	0	0	0	0	0
Other multi-racial:	0	0	0	0	0	0	0	0
Asian/Pacific Islander:	0	0	0	0	0	0	0	0
Hispanic:	0	0	0	0	0	0	0	0
Total:	0	0	0	0	0	0	3	3
Female-headed Households:	0		0		0			

<i>Income Category:</i>	Owner	Renter	Total	Person
Extremely Low	0	0	0	0
Low Mod	0	0	0	2

Moderate	0	0	0	1
Non Low Moderate	0	0	0	0
Total	0	0	0	3
Percent Low/Mod				100.0%

Annual Accomplishments

Years	Accomplishment Narrative	# Benefitting
2006	ACTIVITY IS UNDERWAY, FY 2006 PROJECTS HAVE BEEN SELECTED. EXPECT TO CREATE 4 JOBS	
2008	ACTIVITY IS UNDERWAY. ADDITIONAL PERFORMANCE INFORMATION IS BEING COLLECTED.	
2009	FUNDING AMOUNT INCREASED BY \$1,303.78 AS PER MEMO DATED 8/31/2009 FOR PROFESSIONAL SERVICES TECHNICAL ASSISTANCE (MCR LUMBER, HOMESTEAD GOOD YEAR TIRE). \$161.06 deducted from this activity as per Reso R-914-09 (PY09) ACTIVITY REMAINS OPEN. PENDING COLLECTION OF CLOSE-OUT DOCUMENTATION.	
2010	ACTIVITY COMPLETE. PENDING CLOSEOUT DOCUMENTATION.	
2011	ACTIVITY COMPLETE. PENDING CLOSEOUT DOCUMENTATION.	

PGM Year: 2006
Project: 0128 - MIAMI-DADE OFF. OF COMM. AND ECO. DEV. MICRO-ENTERPRISE
IDIS Activity: 4233 - PARTNERS FOR SELF EMPLOYMENT

Status: Completed 10/25/2013 10:55:15 AM
Location: 140 W Flagler St Ste 1100 Miami, FL 33130-1561

Objective: Create economic opportunities
Outcome: Sustainability
Matrix Code: ED Direct Financial Assistance to For-Profits (18A) **National Objective:** LMJ

Initial Funding Date: 07/05/2006

Financing

Funded Amount: 65,328.00
Drawn Thru Program Year: 65,328.00
Drawn In Program Year: 0.00

Description:

PROVIDE MICRO-LOANS TO LOW-MODERATE INCOME INDIVIDUALS (SELF-EMPLOYED) WHO EITHER LACK OR HAVE INADEQUATE FINANCING RESOURCES TO START-UP OR EXPAND TO CREATERETAIN 3 JOBS.

Proposed Accomplishments

Jobs : 3

Actual Accomplishments

Number assisted:

	Owner		Renter		Total		Person	
	Total	Hispanic	Total	Hispanic	Total	Hispanic	Total	Hispanic
White:	0	0	0	0	0	0		0
Black/African American:	0	0	0	0	0	0	2	0
Asian:	0	0	0	0	0	0	0	0
American Indian/Alaskan Native:	0	0	0	0	0	0	0	0
Native Hawaiian/Other Pacific Islander:	0	0	0	0	0	0	0	0
American Indian/Alaskan Native & White:	0	0	0	0	0	0	0	0
Asian White:	0	0	0	0	0	0	0	0
Black/African American & White:	0	0	0	0	0	0	0	0
American Indian/Alaskan Native & Black/African American:	0	0	0	0	0	0	0	0
Other multi-racial:	0	0	0	0	0	0	0	0

Asian/Pacific Islander:	0	0	0	0	0	0	0	0
Hispanic:	0	0	0	0	0	0	0	0
Total:	0	0	0	0	0	0	2	0
Female-headed Households:	0		0		0			

<i>Income Category:</i>				
	Owner	Renter	Total	Person
Extremely Low	0	0	0	2
Low Mod	0	0	0	0
Moderate	0	0	0	0
Non Low Moderate	0	0	0	0
Total	0	0	0	2
Percent Low/Mod				100.0%

Annual Accomplishments

Years	Accomplishment Narrative	# Benefitting
2006	Created 2 jobs.	
2008	ACTIVITY IS UNDERWAY. ADDITIONAL PERFORMANCE INFORMATION IS BEING COL ECTED.	
2009	\$39,339.84 RECAPTURED AS PER RESOLUTION R-914-09. (PY09) ACTIVITY REMAINS OPEN. PENDING COLLECTION OF CLOSE-OUT DOCUMENTATION. \$39,339.84 RECAPTURED PER RESO R-914-09.	
2010	ACTIVITY REMAINS OPEN. PENDING COLLECTION OF CLOSE-OUT DOCUMENTATION.	
2011	ACTIVITY REMAINS OPEN. PENDING COLLECTION OF CLOSE-OUT DOCUMENTATION.	

PGM Year:	2006
Project:	0129 - MIAMI-DADE OCED MICROENTERPRISE ASSIST. & PEER LENDING PRG.
IDIS Activity:	4234 - ACCION USA

Status:	Open	Objective:	Create economic opportunities
Location:	140 W Flagler St Ste 1100 Miami, FL 33130-1561	Outcome:	Sustainability
		Matrix Code:	ED Direct Financial Assistance to For-Profits (18A)
			National Objective: LMJ

Initial Funding Date:	07/05/2006	Description:	
Financing			
Funded Amount:	118,333.00		MICRO-LOANS TO LOW-MODERATE INCOME INDIVIDUALS (SELF EMPLOYED) WHO EITHER LACK OR HAVE INADEQUATE FINANCING RESOURCES TO START UP OR EXPAND TO CREATERETAIN 8 JOBS.
Drawn Thru Program Year:	118,333.00		
Drawn In Program Year:	0.00		

Proposed Accomplishments

Jobs : 8

Actual Accomplishments

<i>Number assisted:</i>	Owner		Renter		Total		Person	
	Total	Hispanic	Total	Hispanic	Total	Hispanic	Total	Hispanic
White:	0	0	0	0	0	0		0
Black/African American:	0	0	0	0	0	0	0	0

Asian:	0	0	0	0	0	0	0	0
American Indian/Alaskan Native:	0	0	0	0	0	0	0	0
Native Hawaiian/Other Pacific Islander:	0	0	0	0	0	0	0	0
American Indian/Alaskan Native & White:	0	0	0	0	0	0	0	0
Asian White:	0	0	0	0	0	0	0	0
Black/African American & White:	0	0	0	0	0	0	0	0
American Indian/Alaskan Native & Black/African American:	0	0	0	0	0	0	0	0
Other multi-racial:	0	0	0	0	0	0	0	0
Asian/Pacific Islander:	0	0	0	0	0	0	0	0
Hispanic:	0	0	0	0	0	0	0	0
Total:	0	0	0	0	0	0	0	0

Female-headed Households: 0 0 0

Income Category:

	Owner	Renter	Total	Person
Extremely Low	0	0	0	0
Low Mod	0	0	0	0
Moderate	0	0	0	0
Non Low Moderate	0	0	0	0
Total	0	0	0	0

Percent Low/Mod

Annual Accomplishments

Years	Accomplishment Narrative	# Benefitting
2006	CREATION/RETENTION OF 13 JOBS. ACTIVITY IS COMPLETED. PENDING FINANCIAL CLOSEOUT.	
2007	CREATION/RETENTION OF 13 JOBS. ACTIVITY IS COMPLETED. PENDING FINANCIAL CLOSEOUT.	
2008	ACTIVITY IS UNDERWAY. ADDITIONAL PERFORMANCE INFORMATION IS BEING COLLECTED.	
2009	(PY09) ACTIVITY REMAINS OPEN. PENDING COLLECTION OF CLOSE-OUT DOCUMENTATION.	
2010	ACTIVITY REMAINS OPEN PENDING COLLECTION OF CLOSE-OUT DOCUMENTATION	
2011	ACTIVITY REMAINS OPEN PENDING COLLECTION OF CLOSE-OUT DOCUMENTATION	

PGM Year: 2006
Project: 0130 - MIAMI-DADE OCED REVOLVING LOAN FUND PROGRAM CDBG
IDIS Activity: 4235 - MIAMI-DADE OCED REVOLVING LOAN FUND PROG

Status: Open
Location: 140 W Flagler St Ste 1100 Miami, FL 33130-1561

Objective: Create economic opportunities
Outcome: Sustainability
Matrix Code: ED Direct Financial Assistance to For-Profits (18A) National Objective: LMJ

Initial Funding Date: 07/05/2006

Financing

Funded Amount: 386,368.26
Drawn Thru Program Year: 386,368.26
Drawn In Program Year: 0.00

Description:

REVOLVING LOAN FUND PROGRAM TO PROMOTE BUSINESS EXPANSION & OR START UPS TO CREATE OR RETIAN 12 JOBS FOR LOWMOD INCOME INDIVIDUALS.

Proposed Accomplishments

Jobs : 12

Actual Accomplishments

Number assisted:	Owner		Renter		Total		Person	
	Total	Hispanic	Total	Hispanic	Total	Hispanic	Total	Hispanic
White:	0	0	0	0	0	0		0
Black/African American:	0	0	0	0	0	0	1	0
Asian:	0	0	0	0	0	0	0	0
American Indian/Alaskan Native:	0	0	0	0	0	0	0	0
Native Hawaiian/Other Pacific Islander:	0	0	0	0	0	0	0	0
American Indian/Alaskan Native & White:	0	0	0	0	0	0	0	0
Asian White:	0	0	0	0	0	0	0	0
Black/African American & White:	0	0	0	0	0	0	0	0
American Indian/Alaskan Native & Black/African American:	0	0	0	0	0	0	0	0
Other multi-racial:	0	0	0	0	0	0	0	0
Asian/Pacific Islander:	0	0	0	0	0	0	0	0
Hispanic:	0	0	0	0	0	0	0	0
Total:	0	0	0	0	0	0	1	0
Female-headed Households:	0		0		0			

Income Category:

	Owner	Renter	Total	Person
Extremely Low	0	0	0	0
Low Mod	0	0	0	1
Moderate	0	0	0	0
Non Low Moderate	0	0	0	0
Total	0	0	0	1
Percent Low/Mod			100.0%	

Annual Accomplishments

Years	Accomplishment Narrative	# Benefitting
2006	ACTIVITY IS UNDERWAY. ONE LOAN WAS FUNDED IN FY 2006 FOR \$50,000. ONE JOB HAS BEEN CREATED/RETAINED.	
2007	ONE LOAN WAS FUNDED DURING FY 2006 FOR \$50,000.00. CREATED ONE JOB. DURING FY 2007 THE ADMINISTRATION AND OPERATION OF REVOLVING LOAN FUND PROGRAM WAS BROUGHT IN-HOUSE TO OCED DUE TO THE CANCELLATION OF THE CONTRACT WITH OUTSIDE AGENCY OPERATING THE PROGRAM.	
2008	ACTIVITY IS UNDERWAY. ADDITIONAL PERFORMANCE INFORMATION IS BEING COLLECTED.	
2009	\$13,631.74 RECAPTURED AS PER RESOLUTION R-914-09. (PY09) ACTIVITY REMAINS OPEN. PENDING COLLECTION OF DOCUMENTATION. \$13,631.74 RECAPTURED PER RESO R-914-09. ACTIVITY REMAINS OPEN.	
2010	ACTIVITY REMAINS OPEN.	
2011	ACTIVITY REMAINS OPEN PENDING COLLECTION OF CLOSE-OUT DOCUMENTATION	

Status:Open

Location:140 W Flagler St Ste 1100 Miami, FL 33130-1561

Objective:Create economic opportunities

Outcome:Sustainability

Matrix Code:ED Direct Financial Assistance to For-Profits (18A)

National Objective:LMJ

Initial Funding Date:07/05/2006

Financing

Funded Amount:161,055.43

Drawn Thru Program Year:161,055.43

Drawn In Program Year:0.00

Description:
REVOLVING LOAN FUND PROGRAM TO PROMOTE BUSINESS EXPANSION& START-UPS TO CREATERETAIN 8 JOBS FOR LOW & MODERATE INCOME INDIVIDUALS.

Proposed Accomplishments

Jobs : 8

Actual Accomplishments

Number assisted:

	Owner		Renter		Total		Person	
	Total	Hispanic	Total	Hispanic	Total	Hispanic	Total	Hispanic
White:	0	0	0	0	0	0		0
Black/African American:	0	0	0	0	0	0	0	0
Asian:	0	0	0	0	0	0	0	0
American Indian/Alaskan Native:	0	0	0	0	0	0	0	0
Native Hawaiian/Other Pacific Islander:	0	0	0	0	0	0	0	0
American Indian/Alaskan Native & White:	0	0	0	0	0	0	0	0
Asian White:	0	0	0	0	0	0	0	0
Black/African American & White:	0	0	0	0	0	0	0	0
American Indian/Alaskan Native & Black/African American:	0	0	0	0	0	0	0	0
Other multi-racial:	0	0	0	0	0	0	0	0
Asian/Pacific Islander:	0	0	0	0	0	0	0	0
Hispanic:	0	0	0	0	0	0	0	0
Total:	0	0	0	0	0	0	0	0
Female-headed Households:	0		0		0			

Income Category:

	Owner	Renter	Total	Person
Extremely Low	0	0	0	0
Low Mod	0	0	0	0
Moderate	0	0	0	0
Non Low Moderate	0	0	0	0
Total	0	0	0	0
Percent Low/Mod				

Annual Accomplishments

Years	Accomplishment Narrative	# Benefitting
2006	ACTIVITY IS UNDERWAY. NO LOANS WERE AWARDED IN FY 2006. ACTIVITY IS UNDERWAY.	
2007	NO LOANS AWARDED IN 2006 DUE TO LATE START OF THE CONTRACT. 6 JOBS ARE EXPECTED TO BE CREATED. DURING FY 2007 THE ADMINISTRATION AND OPERATION OF THE RLF PROGRAM WAS BROUGHT IN-HOUSE TO OCED DUE TO THE CANCELLATION OF THE CONTRACT WITH OUTSIDE AGENCY OPERATING THE PROGRAM.	
2008	ACTIVITY REMAINS OPEN.	
2010	ACTIVITY REMAINS OPEN.	
2011	ACTIVITY REMAINS OPEN PENDING COLLECTION OF CLOSE-OUT DOCUMENTATION	

PGM Year: 2006**Project:** 0138 - MIAMI-DADE DEPT. OF OCED DESIGN OF STREET IMPROVEMENTS**IDIS Activity:** 4243 - MIAMI-DADE DEPT. OF OCED DESIGN OF ST.**Status:** Open**Location:** 140 W Flagler St Ste 1100 Miami, FL 33130-1561**Objective:** Create suitable living environments**Outcome:** Sustainability**Matrix Code:** Street Improvements (03K)**National Objective:** LMA**Initial Funding Date:** 07/03/2006**Financing**

Funded Amount: 22,258.48

Drawn Thru Program Year: 22,258.48

Drawn In Program Year: 0.00

Description:

DESIGN OF STREET IMPROVEMENTS IN CDBG ELIGIBLE AREAS.

Proposed Accomplishments

People (General) : 2,500

Total Population in Service Area: 361

Census Tract Percent Low / Mod: 63.40

Annual Accomplishments

Years	Accomplishment Narrative	# Benefitting
2000		
2006	PROJECT WAS CANCELLED. REMAINING FUNDS SHOULD BE REPROGRAMMED	
2007	PROJECT WAS CANCELLED. REMAINING FUNDS SHOULD BE REPROGRAMMED	
2008	ACTIVITY IS UNDERWAY. ADDITIONAL PERFORMANCE INFORMATION IS BEING COLLECTED.	
2010	PROJECT COMPLETED. PENDING CLOSEOUT DOCUMENTATION.	
2011	PROJECT COMPLETED. PENDING CLOSEOUT DOCUMENTATION.	

PGM Year: 2006**Project:** 0214 - PARTNERS FOR SELF-EMPLOYMENT, INC. MATCHED SAVINGS FUND**IDIS Activity:** 4294 - PARTNERS FOR SELF EMPLOYMENT MATCHED SAV**Status:** Completed 2/28/2013 11:35:44 AM**Location:** 3000 Biscayne Blvd Ste 102 Miami, FL 33137-4139**Objective:** Create economic opportunities**Outcome:** Sustainability**Matrix Code:** ED Technical Assistance (18B)**National Objective:** LMJ

Initial Funding Date: 07/06/2006

Financing

Funded Amount: 13,074.34
Drawn Thru Program Year: 13,074.34
Drawn In Program Year: 0.00

Description:

PROPOSES THE ACCUMULATION OF ASSETS VIA INDIVIDUAL DEVELOPMENT ACCOUNT FOR 4 LOW INCOME PARTICIPANTS TO PURCHASE A HOME OR TO START A BUSINESS IN MIAMI DADE COUNTY.

Proposed Accomplishments

Jobs : 4

Actual Accomplishments

Number assisted:

	Owner		Renter		Total		Person	
	Total	Hispanic	Total	Hispanic	Total	Hispanic	Total	Hispanic
White:	0	0	0	0	0	0		0
Black/African American:	0	0	0	0	0	0	0	0
Asian:	0	0	0	0	0	0	0	0
American Indian/Alaskan Native:	0	0	0	0	0	0	0	0
Native Hawaiian/Other Pacific Islander:	0	0	0	0	0	0	0	0
American Indian/Alaskan Native & White:	0	0	0	0	0	0	0	0
Asian White:	0	0	0	0	0	0	0	0
Black/African American & White:	0	0	0	0	0	0	0	0
American Indian/Alaskan Native & Black/African American:	0	0	0	0	0	0	0	0
Other multi-racial:	0	0	0	0	0	0	1	0
Asian/Pacific Islander:	0	0	0	0	0	0	0	0
Hispanic:	0	0	0	0	0	0	0	0
Total:	0	0	0	0	0	0	1	0
Female-headed Households:	0		0		0			

Income Category:

	Owner	Renter	Total	Person
Extremely Low	0	0	0	0
Low Mod	0	0	0	0
Moderate	0	0	0	1
Non Low Moderate	0	0	0	0
Total	0	0	0	1
Percent Low/Mod				100.0%

Annual Accomplishments

Years	Accomplishment Narrative	# Benefitting
2006	SUCCESSFULLY ENROLLED 31 PARTICIPANTS INTO THE MATCH SAVINGS FUND PROGRAM & CREATED 4 JOBS.	
2007	AGENCY DEVELOPED 26 INDIVIDUAL DEVELOPMENT ACCOUNTS AND CREATED 6 JOB OPPORTUNITY CONTRACTS RESULTING IN THE PLACEMENT OF 5 PERSONS IN FULL TIME JOBS.	
2008	ACTIVITY UNDERWAY	
2010	PROJECT IS COMPLETED. PENDING CLOSE OUT DOCUMENTATION.	
2011	PROJECT IS COMPLETED. PENDING CLOSE OUT DOCUMENTATION.	

PGM Year: 2006			
Project: 0232 - OPA-LOCKA COMMUNITY DEVELOPMENT CORPORATION, INC.			
IDIS Activity: 4315 - OPA-LOCKA CDC, INC. HURT BUILDING			
Status:	Completed 10/7/2013 11:07:12 AM	Objective:	Create suitable living environments
Location:	490 Opa Locka Blvd Opa Locka, FL 33054-3563	Outcome:	Sustainability
		Matrix Code:	Non-Residential Historic Preservation (16B)
		National Objective:	LMA
Initial Funding Date:	03/23/2007	Description:	
Financing		REHABILITATION OF THE OPA-LOCKA HISTORIC HURT BUILDING THAT WAS BUILT IN 1926. BUILDING PROVIDES COMMERCIAL RENTAL SPACE.	
Funded Amount:	119,137.91	Funding amount increased by \$4,034.91 as permemo dated 3232011 for Professional Services Technical Assistance.	
Drawn Thru Program Year:	119,137.91		
Drawn In Program Year:	39,030.05		
Proposed Accomplishments			
Businesses : 1			
Total Population in Service Area: 1,376			
Census Tract Percent Low / Mod: 70.30			
Annual Accomplishments			
Years	Accomplishment Narrative	# Benefitting	
2006	AGENCY IS IN THE PROCESS OF HIRING A CONTRACTOR. AGENCY PREPARED THE BID PACKAGE. ACTIVITY IS ONGOING.		
2007	ACTIVITY IS UNDERWAY IN THE PRE-DEVELOPMENT STAGE (ARCHITECTURAL). ROUGHLY 10% COMPLETION LEVEL ACCOMPLISHED. CONTRACT EXTENSION PENDING TO 12/31/08.		
2008	THE ACTIVITY IS UNDERWAY. ARCHITECTURAL PROFESSIONAL SERVICES WERE RENDERED FOR AS-BUILT DRAWINGS, SCHEMATIC DESIGN, 50% CONSTRUCTION DOCUMENTS. AWAITING ENIRONMENTAL CLEARANCE TO COMPLETE WORK.		
2009	PROJECT IS UNDERWAY.		
2010	PROJECT IS ON-GOING.		
2011	Activity is underway. Waiting on the drawings from the manufacturer to begin installation of the windows.		
2012	Thw windows and doors have been installed. Some of the windows need to be repaired before the final inspection. Activity is underway.		
PGM Year: 2007			
Project: 0001 - BROTHERS OF THE SAME MIND, INC-TECHNICAL ASSISTANCE PROGRAM			
IDIS Activity: 4438 - BROTHERS OF THE SAME MIND-TECHNICAL ASSI			
Status:	Open	Objective:	Create economic opportunities
Location:	4055 NW 17th Ave Miami, FL 33142-4851	Outcome:	Sustainability
		Matrix Code:	ED Technical Assistance (18B)
		National Objective:	LMJ
Initial Funding Date:	06/14/2007	Description:	
Financing		EXPAND ECONOMIC OPPORTUNITIES FOR 20 EX-OFFENDERS IN THE MODEL CITY THROUGH TRAINING AND JOB PLACEMENT ACTIVITIES IN THE COMMUNITY WORKFORCE PROGRAM.	
Funded Amount:	89,541.65		
Drawn Thru Program Year:	89,541.65		
Drawn In Program Year:	0.00		
Proposed Accomplishments			

Actual Accomplishments

<i>Number assisted:</i>	Owner		Renter		Total		Person	
	Total	Hispanic	Total	Hispanic	Total	Hispanic	Total	Hispanic
White:	0	0	0	0	0	0		0
Black/African American:	0	0	0	0	0	0	0	0
Asian:	0	0	0	0	0	0	0	0
American Indian/Alaskan Native:	0	0	0	0	0	0	0	0
Native Hawaiian/Other Pacific Islander:	0	0	0	0	0	0	0	0
American Indian/Alaskan Native & White:	0	0	0	0	0	0	0	0
Asian White:	0	0	0	0	0	0	0	0
Black/African American & White:	0	0	0	0	0	0	0	0
American Indian/Alaskan Native & Black/African American:	0	0	0	0	0	0	0	0
Other multi-racial:	0	0	0	0	0	0	0	0
Asian/Pacific Islander:	0	0	0	0	0	0	0	0
Hispanic:	0	0	0	0	0	0	0	0
Total:	0	0	0	0	0	0	0	0
Female-headed Households:	0		0		0			

Income Category:

	Owner	Renter	Total	Person
Extremely Low	0	0	0	0
Low Mod	0	0	0	0
Moderate	0	0	0	0
Non Low Moderate	0	0	0	0
Total	0	0	0	0
Percent Low/Mod				

Annual Accomplishments

Years	Accomplishment Narrative	# Benefitting
2007	THIS ACTIVITY IS STILL UNDERWAY AND THE SCHEDULED END DATE IS JUNE 30, 2008. ALL ACCOMPLISHMENTS AND BENEFICIAL INFORMATION WILL BE REPORTED AT THAT TIME.	
2008	ACTIVITY COMPLETED. AWAITING FINANCIAL CLOSEOUT.	
2009	ACTIVITY REMAINS OPEN. PENDING COLLECTION OF CLOSE-OUT DOCUMENTATION.	
2010	Activity completed. Pending close out documentation.	
2011	Activity completed. Pending close out documentation.	
PGM Year:	2007	
Project:	0008 - CITY OF SOUTH MIAMI	
IDIS Activity:	4445 - CITY OF SOUTH MIAMI GENERATOR FOR MULTI-	
Status:	Completed 8/6/2013 12:46:28 PM	Objective: Provide decent affordable housing
Location:	5800 SW 66th St South Miami, FL 33143-3615	Outcome: Sustainability

Matrix Code: Public Facilities and Improvement
(General) (03)

National Objective: LMA

Initial Funding Date: 06/19/2007

Financing

Funded Amount: 97,591.70
Drawn Thru Program Year: 97,591.70
Drawn In Program Year: 0.00

Proposed Accomplishments

Public Facilities : 1
Total Population in Service Area: 1,170
Census Tract Percent Low / Mod: 88.60

Description:

ACQUISITION AND INSTALLATION OF A 1,000 KW DIESEL-POWERED GENERATOR WITH A 500-GALLON FUEL TANK FOR THE MURRAY PARK MULTI-PURPOSE CENTER AT 5800 SW 66 STREET.

Annual Accomplishments

Years	Accomplishment Narrative	# Benefitting
2007	THIS ACTIVITY IS STILL UNDERWAY AND THE SCHEDULED END DATE IS DECEMBER 31, 2008. ALL ACCOMPLISHMENTS AND BENEFICIAL INFORMATION WILL BE REPORTED AT THAT TIME. VENDOR WAS SELECTED PER MIAMI-DADE COUNTY'S APPROVED VENDOR'S LIST FOR THE PURCHASE OF GENERATOR. CITY COMMISSION APPROVED THE RECOMMENDED VENDOR.	
2008	PROJECT IS COMPLETE. ENVIRONMENTAL CLEARANCE RECEIVED. PROCUREMENT PROCESS WAS COMPLETED AND AWARDED WITH OCED STAFF APPROVAL. PERMITS WERE FINALIZED BETWEEN THE CITY, CONTRACTOR'S ELECTRICAL ENGINEER, AND GENERATOR MANUFACTURER. GENERATOR HAS BEEN INSTALLED AND TESTED.	
2009	\$2500 RECAPTURED AS PER RESO 1285-09.	
2010	Activity completed. Pending close out documentation.	
2011	PROJECT COMPLETED AS OF JUNE 30, 2011. CLOSE-OUT DOCUMENTATION SUBMITTED. ACCOMPLISHMENTS REPORTED.	

PGM Year: 2007
Project: 0013 - LITTLE HAVANTA ACTIVITIES & NUTRITION CENTERS
IDIS Activity: 4450 - LITTLE HAVANA ACT. & NUT. CTR. DR OLGA

Status: Completed 5/3/2013 12:04:24 PM
Location: 85XX HAMMOCKS BOULEVARD MIAMI, FL 33193

Objective: Create suitable living environments
Outcome: Availability/accessibility
Matrix Code: Senior Centers (03A)

National Objective: LMC

Initial Funding Date: 06/19/2007

Financing

Funded Amount: 1,005,467.24
Drawn Thru Program Year: 1,005,467.24
Drawn In Program Year: 0.00

Description:

DEVELOPMENT OF SENIOR CENTER IN WEST KENDALL 11.
THIS CENTER WILL SERVE 150 SENIOR CENTER PARTICIPANTS AND 50 ADULT DAY CARE CENTER PARTICIPANTS.
Funding amount increased by \$179.77 as per memo dated 10012010 for Professional Services Technical Assistance.
Funding amount increased by \$580.42 as per memo dated 3232011 for Professional Services Technical Assistance.

Proposed Accomplishments

Actual Accomplishments

Number assisted:

	Owner		Renter		Total		Person	
	Total	Hispanic	Total	Hispanic	Total	Hispanic	Total	Hispanic
White:	0	0	0	0	0	0		0
Black/African American:	0	0	0	0	0	0	0	0
Asian:	0	0	0	0	0	0	0	0
American Indian/Alaskan Native:	0	0	0	0	0	0	0	0

Native Hawaiian/Other Pacific Islander:	0	0	0	0	0	0	0	0
American Indian/Alaskan Native & White:	0	0	0	0	0	0	0	0
Asian White:	0	0	0	0	0	0	0	0
Black/African American & White:	0	0	0	0	0	0	0	0
American Indian/Alaskan Native & Black/African American:	0	0	0	0	0	0	0	0
Other multi-racial:	0	0	0	0	0	0	0	0
Asian/Pacific Islander:	0	0	0	0	0	0	0	0
Hispanic:	0	0	0	0	0	0	0	0
Total:	0	0	0	0	0	0	0	0

Female-headed Households: 0 0 0

Income Category:

	Owner	Renter	Total	Person
Extremely Low	0	0	0	0
Low Mod	0	0	0	0
Moderate	0	0	0	0
Non Low Moderate	0	0	0	0
Total	0	0	0	0

Percent Low/Mod

Annual Accomplishments

Years	Accomplishment Narrative	# Benefitting
2007	THIS PROJECT IS AWAITING RESPONSE FOR ADDITIONAL FUNDING FROM THE STATE OF FLORIDA. THIS FUNDING REQUEST WILL FULLY FUND THE PROJECT. ASSUMING THE FUNDING IS SECURED, THE PROJECT IS TO BE FINISHED AND OPEN FOR SERVICES BY THE FOURTH QUARTER OF 2010. PROJECT IS 10% COMPLETE.	
2008	ENVIRONMENTAL COMPLETED, BIDDING COMPLETED (ARCHITECTURAL AND ENGINEERING SERVICES), FENCE COMPLETED, MASTER PLAN STUDY AND ZONING VARIANCE APPLICATION AND CONSTRUCTION DOCUMENTS COMPLETED. IN THE PROCESS OF PREPARATION OF THE PLANS TO THE BUILDING DEPARTMENT. THE DESIGNING PHASE IS IN PROGRESS AND THE ACQUISITION OF FUNDS THROUGH THE STATE OF FLORIDA TO COMPLETE THE PROJECT. EXPECTED TO COMPLETE BY SEPTEMBER 2010.	
2009	FUNDING AMOUNT INCREASED BY \$1,116.07 AS PER MEMO DATED 8/31/2009 FOR PROFESSIONAL SERVICES TECHNICAL ASSISTANCE. (PY09) ACTIVITY REMAINS OPEN. AGENCY HAS SUBMITTED BID PACKAGE TO DHCD FOR APPROVAL, CONSTRUCTION EXPECTED TO START SECOND QUARTER 2010.	
2010	Funding amount increased by \$179.77 as per memo dated 10/01/2010 for Professional Services Technical Assistance. Tree removal permit granted and accomplished. Elevator pit and north stair foundation excavation, erection of perimeter walls (north and south) steel reinforcement for foundation, north wing balcony factors are completed.	
2011	Project is 100% complete. Waiting on final billing, Certificate of Occupancy and financial close out. Accomplishments are reported on activity # 5157.	

PGM Year:	2007		
Project:	0015 - MIAMI-DADE COMMUNITY ACTION AGENCY		
IDIS Activity:	4452 - MD CAA/PAINT DISTRIBUTION PROGRAM		
Status:	Completed 6/26/2013 8:16:30 AM	Objective:	Provide decent affordable housing
Location:	395 NW 1st St Miami, FL 33128-1629	Outcome:	Sustainability
		Matrix Code:	Rehab; Multi-Unit Residential (14B)
		National Objective:	LMH

Initial Funding Date: 06/19/2007

Financing

Funded Amount: 186,116.25

Drawn Thru Program Year: 186,116.25

Drawn In Program Year: 0.00

Description:

COUNTY DEPARTMENT WILL PROVIDE AT 395 NW 1 STREET FREE PAINT AND SUPPLIES TO 47 LOW/MODERATE INCOME HOMEOWNERS & ACTUAL PAINTING ASSISTANCE TO A MINIMUM 47 ELIGIBLE HOMEOWNERS.

Proposed Accomplishments

Housing Units : 180

Actual Accomplishments

Number assisted:

	Owner		Renter		Total		Person	
	Total	Hispanic	Total	Hispanic	Total	Hispanic	Total	Hispanic
White:	13	9	0	0	13	9	0	0
Black/African American:	34	0	0	0	34	0	0	0
Asian:	0	0	0	0	0	0	0	0
American Indian/Alaskan Native:	0	0	0	0	0	0	0	0
Native Hawaiian/Other Pacific Islander:	0	0	0	0	0	0	0	0
American Indian/Alaskan Native & White:	0	0	0	0	0	0	0	0
Asian White:	0	0	0	0	0	0	0	0
Black/African American & White:	0	0	0	0	0	0	0	0
American Indian/Alaskan Native & Black/African American:	0	0	0	0	0	0	0	0
Other multi-racial:	0	0	0	0	0	0	0	0
Asian/Pacific Islander:	0	0	0	0	0	0	0	0
Hispanic:	0	0	0	0	0	0	0	0
Total:	47	9	0	0	47	9	0	0
Female-headed Households:	0		0		0			

Income Category:

	Owner	Renter	Total	Person
Extremely Low	0	0	0	0
Low Mod	33	0	33	0
Moderate	14	0	14	0
Non Low Moderate	0	0	0	0
Total	47	0	47	0
Percent Low/Mod	100.0%		100.0%	

Annual Accomplishments

Years	Accomplishment Narrative	# Benefitting
2007	THE PROGRAM COMPLETED 47 HOMES OUT OF 50 MAINLY DUE TO AN EXTENDED RAINY SEASON THAT DELAYED THE COMPLETION OF HOUSES THEREBY REDUCING THE ORIGINAL GOAL. DID NOT MEET OBJECTIVE OF 50. 95% COMPLETE. CONTRACT EXPIRED AND CLOSED OUT.	
2008	ACTIVITY COMPLETED. AWAITING FINANCIAL CLOSEOUT.	
2009	(PY09) ACTIVITY REMAINS OPEN. CLOSE-OUT PENDING COLLECTION OF ADDITIONAL PERFORMANCE DOCUMENTATION. \$1,883.75 RECAPTURED AS PER RESOLUTION 1285-09.	

2010	PROJECT IS COMPLETED. PENDING CLOSE OUT DOCUMENTATION
2011	PROJECT IS COMPLETED. PENDING CLOSE OUT DOCUMENTATION

PGM Year:	2007
Project:	0016 - MIAMI-DADE COMMUNITY ACTION AGENCY
IDIS Activity:	4453 - MD CAA/ELDERLY RESIDENTIAL ENERGY CONSER

Status:	Open	Objective:	Provide decent affordable housing
Location:	395 NW 1st St Miami, FL 33128-1629	Outcome:	Affordability
		Matrix Code:	Rehab; Single-Unit Residential (14A)
			National Objective: LMH

Initial Funding Date:	06/19/2007	Description:	
Financing		THIS PROGRAM WILL PROVIDE FOR MODERATE HOME REHABILITATION ACTIVITIES TO 5 LOW-TO- MODERATE INCOME HOUSEHOLDS THROUGHOUT MIAMI-DADE COUNTY.\$0.53 recaptured as per non-substantial change memo dated October 11, 2011.	
Funded Amount:	249,999.47		
Drawn Thru Program Year:	249,999.47		
Drawn In Program Year:	0.00		

Proposed Accomplishments

Housing Units : 8

Actual Accomplishments

Number assisted:	Owner		Renter		Total		Person	
	Total	Hispanic	Total	Hispanic	Total	Hispanic	Total	Hispanic
White:	0	0	0	0	0	0		0
Black/African American:	0	0	0	0	0	0	0	0
Asian:	0	0	0	0	0	0	0	0
American Indian/Alaskan Native:	0	0	0	0	0	0	0	0
Native Hawaiian/Other Pacific Islander:	0	0	0	0	0	0	0	0
American Indian/Alaskan Native & White:	0	0	0	0	0	0	0	0
Asian White:	0	0	0	0	0	0	0	0
Black/African American & White:	0	0	0	0	0	0	0	0
American Indian/Alaskan Native & Black/African American:	0	0	0	0	0	0	0	0
Other multi-racial:	0	0	0	0	0	0	0	0
Asian/Pacific Islander:	0	0	0	0	0	0	0	0
Hispanic:	0	0	0	0	0	0	0	0
Total:	0	0	0	0	0	0	0	0
Female-headed Households:	0		0		0			

<i>Income Category:</i>				
	Owner	Renter	Total	Person
Extremely Low	0	0	0	0
Low Mod	0	0	0	0
Moderate	0	0	0	0
Non Low Moderate	0	0	0	0

Total 0 0 0 0

Percent Low/Mod

Annual Accomplishments

Years	Accomplishment Narrative	# Benefitting
2007	THE PROGRAM IS STILL AT THE CLIENT SELECTION PHASE AND THEREFORE NO HOMES HAVE BEEN STARTED YET. 5% COMPLETE.	
2008	ACTIVITY UNDERWAY.	
2010	PROJECT IS COMPLETED. PENDING CLOSE OUT DOCUMENTATION	
2011	PROJECT IS COMPLETED. PENDING CLOSE OUT DOCUMENTATION	

PGM Year: 2007
Project: 0021 - MIAMI-DADE DEPARTMENT OF HUMAN SERVICES
IDIS Activity: 4458 - MD DHS/REPAIR & RENOVATE HUMAN SERVICES

Status: Open Objective: Create suitable living environments
Location: 2525 NW 62nd St Miami, FL 33147-7716 Outcome: Availability/accessibility
Matrix Code: Public Facilities and Improvement National Objective: LMC
(General) (03)

Initial Funding Date: 06/19/2007

Financing
Funded Amount: 2,550,680.82
Drawn Thru Program Year: 2,508,253.39
Drawn In Program Year: 47,612.57

Description:

REPAIR AND RENOVATE HUMAN SERVICES FACILITIES TO BENEFIT THE HOMELESS.Additional funds of \$249,036 awarded as per Resolution #R67-11 dated 212011.
\$295,232.18 recaptured as per Reso R-356-13 dated 572013.

Proposed Accomplishments

Public Facilities : 1

Actual Accomplishments

Number assisted:

	Owner		Renter		Total		Person	
	Total	Hispanic	Total	Hispanic	Total	Hispanic	Total	Hispanic
White:	0	0	0	0	0	0		0
Black/African American:	0	0	0	0	0	0	0	0
Asian:	0	0	0	0	0	0	0	0
American Indian/Alaskan Native:	0	0	0	0	0	0	0	0
Native Hawaiian/Other Pacific Islander:	0	0	0	0	0	0	0	0
American Indian/Alaskan Native & White:	0	0	0	0	0	0	0	0
Asian White:	0	0	0	0	0	0	0	0
Black/African American & White:	0	0	0	0	0	0	0	0
American Indian/Alaskan Native & Black/African American:	0	0	0	0	0	0	0	0
Other multi-racial:	0	0	0	0	0	0	0	0
Asian/Pacific Islander:	0	0	0	0	0	0	0	0
Hispanic:	0	0	0	0	0	0	0	0
Total:	0	0	0	0	0	0	0	0
Female-headed Households:	0		0		0			

Income Category:

	Owner	Renter	Total	Person
Extremely Low	0	0	0	0
Low Mod	0	0	0	0
Moderate	0	0	0	0
Non Low Moderate	0	0	0	0
Total	0	0	0	0
Percent Low/Mod				

Annual Accomplishments

Years	Accomplishment Narrative	# Benefitting
2007	PROJECT IS UNDERWAY. AS OF 12/31/07, RENOVATIONS FOR TWO OF SIX FACILITIES IS COMPLETE. THE PROJECT IS ABOUT 33.5% COMPLETE. IT IS EXPECTED THAT THE ACTIVITY WILL BE COMPLETED BY 12/08.	
2008	ACTIVITY IS UNDERWAY. APPROXIMATELY 50% COMPLETE.	
2009	(PY09) ACTIVITY REMAINS OPEN. EXPECTED COMPLETION DATE 12/31/10.	
2010	Project completed pending documentation.	
2011	PROJECT IS COMPLETED. PENDING CLOSE OUT DOCUMENTATION	
2012	work orders in 7 locations had been 100% completed. Pending ISD to submit final invoices to PHCD as of 12-31-2012.	

PGM Year: 2007
Project: 0023 - MIAMI-DADE CAA SHARP PROGRAM
IDIS Activity: 4460 - MD CAA/SHARP- SINGLE FAMILY REHAB PGM

Status: Completed 10/24/2013 8:20:09 AM

Location: 13795 SW 268th St Homestead, FL 33032-7640

Objective: Provide decent affordable housing

Outcome: Affordability

Matrix Code: Rehab; Single-Unit Residential (14A) National Objective: LMH

Initial Funding Date: 06/19/2007

Financing

Funded Amount: 1,437,705.43

Drawn Thru Program Year: 1,437,705.43

Drawn In Program Year: 0.00

Description:

SINGLE FAMILY REHABILITATION PROGRAM TO HELP 47 LOW TO MODERATE INCOME HOMEOWNERS IN MIAMI-DADE COUNTY.\$1.07 recaptured as per Reso R-356-13 dated 5/20/13.

Proposed Accomplishments

Housing Units : 47

Actual Accomplishments

Number assisted:	Owner		Renter		Total		Person	
	Total	Hispanic	Total	Hispanic	Total	Hispanic	Total	Hispanic
White:	6	6	0	0	6	6	0	0
Black/African American:	24	0	0	0	24	0	0	0
Asian:	0	0	0	0	0	0	0	0
American Indian/Alaskan Native:	0	0	0	0	0	0	0	0
Native Hawaiian/Other Pacific Islander:	0	0	0	0	0	0	0	0
American Indian/Alaskan Native & White:	0	0	0	0	0	0	0	0
Asian White:	0	0	0	0	0	0	0	0

Black/African American & White:	0	0	0	0	0	0	0	0
American Indian/Alaskan Native & Black/African American:	0	0	0	0	0	0	0	0
Other multi-racial:	0	0	0	0	0	0	0	0
Asian/Pacific Islander:	0	0	0	0	0	0	0	0
Hispanic:	0	0	0	0	0	0	0	0
Total:	30	6	0	0	30	6	0	0
Female-headed Households:	0		0		0			

<i>Income Category:</i>				
	Owner	Renter	Total	Person
Extremely Low	0	0	0	0
Low Mod	17	0	17	0
Moderate	13	0	13	0
Non Low Moderate	0	0	0	0
Total	30	0	30	0
Percent Low/Mod	100.0%		100.0%	

Annual Accomplishments

Years	Accomplishment Narrative	# Benefitting
2007	FUNDS ORGINALY AWARDED TO HOUSING AGENCY WAS TRANSFERRED TO COMMUNITY ACTION AGENCY. REHAB OF SINGLE FAMILY HOUSES IS UNDERWAY. AGENCY EXPENDED #380,382.69 DURING THE PROGRAM YEAR.	
2008	PROGRAM HAS RECIEVED 62 APPLICATIONS. BIDDING PROCESS FOR CONTRACTORS IS UNDERWAY.	
2010	Project on-going.	
2011	30 households assisted	

PGM Year:	2007
Project:	0026 - MIAMI-DADE OFFICE OF COMMUNITY AND ECONOMIC
IDIS Activity:	4463 - MD OCED ED/FLA. ST./MDC ENTERPRISE ZONE

Status:	Completed 7/18/2013 11:55:17 AM	Objective:	Create economic opportunities
Location:	140 W Flagler St Ste 1100 Miami, FL 33130-1561	Outcome:	Sustainability
		Matrix Code:	ED Direct Financial Assistance to For-Profits (18A)
			National Objective: LMJ

Initial Funding Date:	06/20/2007	Description:
Financing		ASSIST A MINIMUM OF 60 BUSINESSES IN CDBG ELIGIBLE ENTERPRISE ZONE AREAS TO ACCESS STATE & LOCAL FISCAL INCENTIVES TO PROMOTE BUSINESS ATTRACTION & EXPANSION & CREATE 100 JOBS.
Funded Amount:	183,000.00	
Drawn Thru Program Year:	183,000.00	
Drawn In Program Year:	0.00	

Proposed Accomplishments

Jobs : 100

Actual Accomplishments

		Owner		Renter		Total		Person	
<i>Number assisted:</i>		Total	Hispanic	Total	Hispanic	Total	Hispanic	Total	Hispanic

White:	0	0	0	0	0	0	1	1
Black/African American:	0	0	0	0	0	0	3	0
Asian:	0	0	0	0	0	0	0	0
American Indian/Alaskan Native:	0	0	0	0	0	0	0	0
Native Hawaiian/Other Pacific Islander:	0	0	0	0	0	0	0	0
American Indian/Alaskan Native & White:	0	0	0	0	0	0	0	0
Asian White:	0	0	0	0	0	0	1	0
Black/African American & White:	0	0	0	0	0	0	0	0
American Indian/Alaskan Native & Black/African American:	0	0	0	0	0	0	0	0
Other multi-racial:	0	0	0	0	0	0	0	0
Asian/Pacific Islander:	0	0	0	0	0	0	0	0
Hispanic:	0	0	0	0	0	0	0	0
Total:	0	0	0	0	0	0	5	1
Female-headed Households:	0		0		0			

Income Category:

	Owner	Renter	Total	Person
Extremely Low	0	0	0	1
Low Mod	0	0	0	4
Moderate	0	0	0	0
Non Low Moderate	0	0	0	0
Total	0	0	0	5
Percent Low/Mod				100.0%

Annual Accomplishments

Years	Accomplishment Narrative		# Benefitting
2008	ACTIVITY IS UNDERWAY. ADDITIONAL PERFORMANCE INFORMATION IS BEING COLLECTED. Created 5 jobs.		
PGM Year:	2007		
Project:	0027 - MIAMI-DADE OFFICE OF COMMUNITY AND ECONOMIC		
IDIS Activity:	4464 - MD OCED ED/COMMERCIAL REVITALIZATION PRG		
Status:	Open	Objective:	Create economic opportunities
Location:	140 W Flagler St Ste 1100 Miami, FL 33130-1561	Outcome:	Sustainability
		Matrix Code:	CI Building Acquisition, Construction, Rehabilitation (17C)
		National Objective:	LMJ
Initial Funding Date:	06/20/2007	Description:	
Financing		PROVISION OF BUILDING REHABILITATION GRANTS THROUGH THE COMMERCIAL REHABILITATION PROGRAM FOR 25 BUSINESSES COUNTYWIDE.	
Funded Amount:	686,804.98	ADDITIONAL FUNDS REQUIRED TO FUND THE REMAINING PROJECTS.	
Drawn Thru Program Year:	684,309.47	Funding amount increased by \$ 4,681.01 as per memo dated 3232011 for Professional Services Technical Assistance.	
Drawn In Program Year:	54,145.49	\$208,799.04 recaptured as per Reso R-356-13 dated 572013.	
Proposed Accomplishments			

Actual Accomplishments

<i>Number assisted:</i>	Owner		Renter		Total		Person	
	Total	Hispanic	Total	Hispanic	Total	Hispanic	Total	Hispanic
White:	0	0	0	0	0	0	4	2
Black/African American:	0	0	0	0	0	0	2	0
Asian:	0	0	0	0	0	0	0	0
American Indian/Alaskan Native:	0	0	0	0	0	0	0	0
Native Hawaiian/Other Pacific Islander:	0	0	0	0	0	0	0	0
American Indian/Alaskan Native & White:	0	0	0	0	0	0	0	0
Asian White:	0	0	0	0	0	0	0	0
Black/African American & White:	0	0	0	0	0	0	0	0
American Indian/Alaskan Native & Black/African American:	0	0	0	0	0	0	0	0
Other multi-racial:	0	0	0	0	0	0	0	0
Asian/Pacific Islander:	0	0	0	0	0	0	0	0
Hispanic:	0	0	0	0	0	0	0	0
Total:	0	0	0	0	0	0	6	2
Female-headed Households:	0		0		0			

Income Category:

	Owner	Renter	Total	Person
Extremely Low	0	0	0	0
Low Mod	0	0	0	6
Moderate	0	0	0	0
Non Low Moderate	0	0	0	0
Total	0	0	0	6
Percent Low/Mod				100.0%

Annual Accomplishments

Years	Accomplishment Narrative	# Benefitting
2007	EIGHT PROJECTS WERE AWARDED IN 2007 AND EXPECTED TO BE COMPLETED IN 2008. THE PROJECTS ARE: FOSTER CONSTRUCTION, CLOFF'S RESTAURANT, THE CDL SCHOOL, DELTA'S DAY CARE, PUBLIC ALLIE CARWASH, HALL/FERGUSON/HEWITT FUNERAL HOME, 746 BLDG. AND CAPRI RESTAURANT. WE EXPECT THIRTEEN JOBS TO BE CREATED/RETAINED. CAPRI RESTAURANT CREATED SIX JOBS IN 2007.	
2008	ACTIVITY IS UNDERWAY. ADDITIONAL PERFORMANCE INFORMATION IS BEING COLLECTED.	
2009	FUNDING AMOUNT INCREASED BY \$696 AS PER MEMO DATED 8/24/2009 FOR PROFESSIONAL SERVICES AND TECHNICAL ASSISTANCE FUNDING AMOUNT INCREASED BY \$824.89 AS PER MEMO DATED 8/25/2009 FOR PROFESSIONAL SERVICES AND TECHNICAL ASSISTANCE (CLIFF'S RESTAURANT) FUNDING AMOUNT INCREASED BY \$970.19 AS PER MEMO DATED 8/31/2009 FOR PROFESSIONAL SERVICES AND TECHNICAL ASSISTANCE (HCA CENTER, HFH MORTUARY , PUBLIC ALLIE CAR WASH) \$6532.37 recaptured as per resolution R-914-09.	
2010	Funding amount increased by \$2,233.91 as per memo dated 10/01/2010 for Professional Services Technical Assistance. Project is underway.	
2011	Active project Public Allie, Shining Light Daycare, etc., are ongoing.	

Status:Open

Location:140 W Flagler St Ste 1100 Miami, FL 33130-1561

Objective:Create economic opportunities

Outcome:Sustainability

Matrix Code:CI Building Acquisition, Construction, Rehabilitation (17C)

National Objective:LMJ

Initial Funding Date:06/20/2007

Financing

Funded Amount:108,000.00

Drawn Thru Program Year:108,000.00

Drawn In Program Year:0.00

Description:

PROVISION OF REHABILITATION GRANTS THROUGH THE COMMERCIAL REHABILITATION PROGRAM FOR 15 BUSINESSES THROUGHOUT MULTIPLE TUAS.

Proposed Accomplishments

Jobs : 3

Actual Accomplishments

Number assisted:

	Owner		Renter		Total		Person	
	Total	Hispanic	Total	Hispanic	Total	Hispanic	Total	Hispanic
White:	0	0	0	0	0	0	1	0
Black/African American:	0	0	0	0	0	0	0	0
Asian:	0	0	0	0	0	0	0	0
American Indian/Alaskan Native:	0	0	0	0	0	0	0	0
Native Hawaiian/Other Pacific Islander:	0	0	0	0	0	0	0	0
American Indian/Alaskan Native & White:	0	0	0	0	0	0	0	0
Asian White:	0	0	0	0	0	0	0	0
Black/African American & White:	0	0	0	0	0	0	0	0
American Indian/Alaskan Native & Black/African American:	0	0	0	0	0	0	0	0
Other multi-racial:	0	0	0	0	0	0	0	0
Asian/Pacific Islander:	0	0	0	0	0	0	0	0
Hispanic:	0	0	0	0	0	0	0	0
Total:	0	0	0	0	0	0	1	0
Female-headed Households:	0		0		0			

Income Category:

	Owner	Renter	Total	Person
Extremely Low	0	0	0	0
Low Mod	0	0	0	1
Moderate	0	0	0	0
Non Low Moderate	0	0	0	0
Total	0	0	0	1
Percent Low/Mod				100.0%

Annual Accomplishments

Years	Accomplishment Narrative	# Benefitting
2007	THREE PROJECTS AWARDED IN 2007 ARE EXPECTED TO BE COMPLETED IN 2008. THE PROJECTS ARE: HCA ENTERPRISES, LLC, DORIS & HENRY HARRIS TR & HOMESTEAD CONCRETE & DRAINAGE, INC. WE EXPECT FOUR JOBS TO BE CREATED/RETAINED. HCA ENTERPRISE CREATED ONE JOB IN 2007.	
2008	ACTIVITY IS UNDERWAY. ADDITIONAL PERFORMANCE INFORMATION IS BEING COLLECTED.	
2010	ACTIVITY REMAINS OPEN. PENDING COLLECTION OF CLOSING DOCUMENTS.	
2011	ACTIVITY REMAINS OPEN. PENDING COLLECTION OF CLOSING DOCUMENTS.	

PGM Year: 2007

Project: 0029 - MIAMI-DADE OFFICE OF COMMUNITY AND ECONOMIC

IDIS Activity: 4466 - BLACK ECONOMIC DEV. CORPORATION

Status: Open

Location: 140 W Flagler St Ste 1100 Miami, FL 33130-1561

Objective: Create economic opportunities

Outcome: Sustainability

Matrix Code: ED Direct Financial Assistance to For-Profits (18A)

National Objective: LMJ

Initial Funding Date: 06/20/2007

Financing

Funded Amount: 113,369.04

Drawn Thru Program Year: 113,369.04

Drawn In Program Year: 0.00

Description:

PROVIDE MICRO-LOANS TO LOW-MODERATE INCOME INDIVIDUALS (SELF-EMPLOYED) WHO EITHER LACK OR HAVE INADEQUATE FINANCING RESOURCES TO START-UP OR EXPAND 20 MICRO ENTERPRISE BUSINESSES.\$4,963.96 RECAPTURED AS PER RESO# 67-11 ON 2112011.

Proposed Accomplishments

Jobs : 2

Actual Accomplishments

Number assisted:

	Owner		Renter		Total		Person	
	Total	Hispanic	Total	Hispanic	Total	Hispanic	Total	Hispanic
White:	0	0	0	0	0	0	1	1
Black/African American:	0	0	0	0	0	0	4	0
Asian:	0	0	0	0	0	0	0	0
American Indian/Alaskan Native:	0	0	0	0	0	0	0	0
Native Hawaiian/Other Pacific Islander:	0	0	0	0	0	0	0	0
American Indian/Alaskan Native & White:	0	0	0	0	0	0	0	0
Asian White:	0	0	0	0	0	0	0	0
Black/African American & White:	0	0	0	0	0	0	0	0
American Indian/Alaskan Native & Black/African American:	0	0	0	0	0	0	0	0
Other multi-racial:	0	0	0	0	0	0	0	0
Asian/Pacific Islander:	0	0	0	0	0	0	0	0
Hispanic:	0	0	0	0	0	0	0	0
Total:	0	0	0	0	0	0	5	1
Female-headed Households:	0		0		0			

Income Category:

Owner Renter Total Person

Extremely Low	0	0	0	0
Low Mod	0	0	0	0
Moderate	0	0	0	5
Non Low Moderate	0	0	0	0
Total	0	0	0	5
Percent Low/Mod				100.0%

Annual Accomplishments

Years	Accomplishment Narrative	# Benefitting
2007	FIVE LOANS WERE FUNDED IN FY 2007 FOR \$25,000 IC COMPLETE	FIVE JOBS WERE CREATED ACTIVITY
2008	ACTIVITY IS UNDERWAY. ADDITIONAL PERFORMANCE INFORMATION IS BEING COLLECTED.	
2010	PROJECT IS COMPLETED. PENDING CLOSE OUT DOCUMENTATION	
2011	PROJECT IS COMPLETED. PENDING CLOSE OUT DOCUMENTATION	

PGM Year: 2007
Project: 0030 - MIAMI-DADE OFFICE OF COMMUNITY AND ECONOMIC
IDIS Activity: 4467 - MD OCED ED/MICROENTERPRISE ASSISTANCE &

Status: Open
Location: 140 W Flagler St Ste 1100 Miami, FL 33130-1561

Objective: Create economic opportunities
Outcome: Sustainability
Matrix Code: ED Direct Financial Assistance to For- Profits (18A) National Objective: LMJ

Initial Funding Date: 06/20/2007

Financing

Funded Amount: 118,333.16
Drawn Thru Program Year: 118,333.16
Drawn In Program Year: 0.00

Description:

PROVISION MICRO-LOANS TO LOW-MODERATE INCOME INDIVIDUALS (SELF-EMPLOYED) WHO EITHER LACK OR HAVE INADEQUATE FINANCING RESOURCES TO START-UP OR EXPAND 100 MICRO-ENTERPRISE BUSINESSE

Proposed Accomplishments

Jobs : 8

Actual Accomplishments

Number assisted:

	Owner		Renter		Total		Person	
	Total	Hispanic	Total	Hispanic	Total	Hispanic	Total	Hispanic
White:	0	0	0	0	0	0	25	25
Black/African American:	0	0	0	0	0	0	5	0
Asian:	0	0	0	0	0	0	1	0
American Indian/Alaskan Native:	0	0	0	0	0	0	0	0
Native Hawaiian/Other Pacific Islander:	0	0	0	0	0	0	0	0
American Indian/Alaskan Native & White:	0	0	0	0	0	0	0	0
Asian White:	0	0	0	0	0	0	0	0
Black/African American & White:	0	0	0	0	0	0	0	0
American Indian/Alaskan Native & Black/African American:	0	0	0	0	0	0	0	0
Other multi-racial:	0	0	0	0	0	0	0	0
Asian/Pacific Islander:	0	0	0	0	0	0	0	0

Hispanic:	0	0	0	0	0	0	0	0
Total:	0	0	0	0	0	0	31	25

Female-headed Households: 0 0 0 0 0 0 0 0 0

Income Category:

	Owner	Renter	Total	Person
Extremely Low	0	0	0	0
Low Mod	0	0	0	5
Moderate	0	0	0	26
Non Low Moderate	0	0	0	0
Total	0	0	0	31
Percent Low/Mod				100.0%

Annual Accomplishments

Years	Accomplishment Narrative	# Benefitting
2007	THE MICRO LOAN PROGRAMS OF ACCION USA AND MICRO BUSINESS USA ARE REPORTED TOGETHER IN THIS REPORT. 196 LOANS WERE FUNDED IN 2007 31 JOBS WERE CREATED IN 2007 COMPLETE. ACTIVITY IS	
2008	ACTIVITY IS UNDERWAY. ADDITIONAL PERFORMANCE INFORMATION IS BEING COLLECTED.	
2010	PROJECT IS COMPLETED. PENDING CLOSE OUT DOCUMENTATION	
2011	PROJECT IS COMPLETED. PENDING CLOSE OUT DOCUMENTATION	

PGM Year: 2007
Project: 0031 - MIAMI-DADE OFFICE OF COMMUNITY AND ECONOMIC DEVELOPMENT/ED
IDIS Activity: 4468 - MD OCED ED/REVOLVING LOAN FUND PRG. CDBG

Status: Open Objective: Create economic opportunities
Location: 140 W Flagler St Ste 1100 Miami, FL 33130-1561 Outcome: Sustainability
Matrix Code: ED Direct Financial Assistance to For-Profits (18A) National Objective: LMJ

Initial Funding Date: 06/20/2007

Financing
Funded Amount: 69,622.50
Drawn Thru Program Year: 69,622.50
Drawn In Program Year: 0.00

Description:
REVOLVING LOAN FUND PROGRAM TO PROMOTE 30 BUSINESS EXPANSION AND START-UPS TO ASSIST IN THE CREATION OF JOBS & REVITALIZE LOW & MODERATE INCOME INDIVIDUALS & NEIGHBORHOODS.
\$230,377.50 recapturd as per Resolution R-782-11.

Proposed Accomplishments

Jobs : 9

Actual Accomplishments

	Owner		Renter		Total		Person	
<i>Number assisted:</i>	Total	Hispanic	Total	Hispanic	Total	Hispanic	Total	Hispanic
White:	0	0	0	0	0	0		0
Black/African American:	0	0	0	0	0	0	0	0
Asian:	0	0	0	0	0	0	0	0
American Indian/Alaskan Native:	0	0	0	0	0	0	0	0

Native Hawaiian/Other Pacific Islander:	0	0	0	0	0	0	0	0
American Indian/Alaskan Native & White:	0	0	0	0	0	0	0	0
Asian White:	0	0	0	0	0	0	0	0
Black/African American & White:	0	0	0	0	0	0	0	0
American Indian/Alaskan Native & Black/African American:	0	0	0	0	0	0	0	0
Other multi-racial:	0	0	0	0	0	0	0	0
Asian/Pacific Islander:	0	0	0	0	0	0	0	0
Hispanic:	0	0	0	0	0	0	0	0
Total:	0	0	0	0	0	0	0	0

Female-headed Households: 0 0 0

Income Category:

	Owner	Renter	Total	Person
Extremely Low	0	0	0	0
Low Mod	0	0	0	0
Moderate	0	0	0	0
Non Low Moderate	0	0	0	0
Total	0	0	0	0

Percent Low/Mod

Annual Accomplishments

Years	Accomplishment Narrative	# Benefitting
2007	NO LOANS WERE AWARDED IN FY 2007. DURING FY 2007, THE ADMINISTRATION OF THE REVOLVING LOANS FUND PROGRAM WAS BROUGHT IN-HOUSE TO OCED DUE TO THE TERMINATION OF THE CONTRACT TO ADMINISTER THE RLF PROGRAM WITH AN OUTSIDE AGENCY.	
2008	ACTIVITY IS UNDERWAY. ADDITIONAL PERFORMANCE INFORMATION IS BEING COLLECTED.	
2010	ACTIVITY REMAINS OPEN	
2011	PROJECT IS COMPLETED. PENDING CLOSE OUT DOCUMENTATION	

PGM Year: 2007
Project: 0032 - MIAMI-DADE OFFICE OF COMMUNITY AND ECONOMIC DEV./ED DIVISION
IDIS Activity: 4469 - MD OCED ED/CDBG REVOLVING LOAN FUND PRG.

Status: Open Objective: Create economic opportunities
Location: 140 W Flagler St Ste 1100 Miami, FL 33130-1561 Outcome: Sustainability
Matrix Code: ED Direct Financial Assistance to For-Profits (18A) National Objective: LMJ

Initial Funding Date: 06/20/2007
Financing
Funded Amount: 188,355.84
Drawn Thru Program Year: 188,355.84
Drawn In Program Year: 0.00
Description:
REVOLVING LOAN FUND PROGRAM TO PROMOTE 20 BUSINESS EXPANSION AND START-UPS TO ASSIST IN THE CREATION OF JOBS FOR LOW AND MODERATE INCOME INDIVIDUALS.

Proposed Accomplishments

Jobs : 8

Actual Accomplishments

Number assisted:

	Owner		Renter		Total		Person	
	Total	Hispanic	Total	Hispanic	Total	Hispanic	Total	Hispanic
White:	0	0	0	0	0	0		0
Black/African American:	0	0	0	0	0	0	0	0
Asian:	0	0	0	0	0	0	0	0
American Indian/Alaskan Native:	0	0	0	0	0	0	0	0
Native Hawaiian/Other Pacific Islander:	0	0	0	0	0	0	0	0
American Indian/Alaskan Native & White:	0	0	0	0	0	0	0	0
Asian White:	0	0	0	0	0	0	0	0
Black/African American & White:	0	0	0	0	0	0	0	0
American Indian/Alaskan Native & Black/African American:	0	0	0	0	0	0	0	0
Other multi-racial:	0	0	0	0	0	0	0	0
Asian/Pacific Islander:	0	0	0	0	0	0	0	0
Hispanic:	0	0	0	0	0	0	0	0
Total:	0	0	0	0	0	0	0	0
Female-headed Households:	0		0		0			

Income Category:

	Owner	Renter	Total	Person
Extremely Low	0	0	0	0
Low Mod	0	0	0	0
Moderate	0	0	0	0
Non Low Moderate	0	0	0	0
Total	0	0	0	0
Percent Low/Mod				

Annual Accomplishments

Years	Accomplishment Narrative	# Benefitting
2007	NO LOANS WERE AWARDED IN FY 2007. DURING FY 2007, THE ADMINISTRATION OF THE RLF PROGRAM WAS BROUGHT IN-HOUSE TO OCED DUE TO THE TERMINATION OF THE CONTRACT TO ADMINISTER THE RLF PROGRAM WITH AN OUTSIDE AGENCY.	
2008	ACTIVITY IS UNDERWAY. ADDITIONAL PERFORMANCE INFORMATION IS BEING COLLECTED.	
2010	ACTIVITY REMAINS OPEN.	
2011	ACTIVITY REMAINS OPEN.	

PGM Year: 2007
Project: 0033 - MIAMI-DADE OFFICE OF COMMUNITY AND ECONOMIC DEVELOPMENT CB
IDIS Activity: 4470 - MD OCED UD/SUPP. SVCS. FOR CD-ACQUIRED P

Status: Open Objective: Create suitable living environments
Location: 140 W Flagler St Ste 1100 Miami, FL 33130-1561 Outcome: Sustainability
Matrix Code: CI Land Acquisition/Disposition (17A) National Objective: LMA

Initial Funding Date:	06/20/2007	Description: PROVIDE ROUTINE ENGINEERING SERVICES FOR SURVEYS, WATER AND SEWER LOCATIONS, SOIL BORINGS, TOPOGRAPHY, TREE PRESERVATION AND PROTECTION, AS WELL AS DESIGN OF WATER & SEWER LATERALS							
Financing									
Funded Amount:	102,246.66								
Drawn Thru Program Year:	102,246.66								
Drawn In Program Year:	0.00								
Proposed Accomplishments									
Businesses : 3									
Total Population in Service Area: 3,675									
Census Tract Percent Low / Mod: 58.70									
Annual Accomplishments									
Years	Accomplishment Narrative								# Benefitting
2007	TECHNICAL SUPPORT WAS PROVIDED TO SEVERAL NON-PROFIT ORGANIZATIONS FOR 5 PROJECTS FUNDED WITH CDBG FUNDS THROUGHOUT MIAMI-DADE COUNTY. AS OF DECEMBER 31, 2007, 2 PROJECTS ARE STILL UNDERWAY AND 3 PROJECTS ARE COMPLETED. IT IS EXPECTED THAT THE REMAINING PROJECTS WILL BE COMPLETED BY DECEMBER 2008.								
2008	ACTIVITY IS UNDERWAY. ADDITIONAL PERFORMANCE INFORMATION IS BEING CO ECTED.								
2009	\$753.34 RECAPTURED AS PER RESOLUTION R-914-09.								
2010	PROJECT IS COMPLETED. PENDING CLOSE OUT DOCUMENTATION								
2011	PROJECT IS COMPLETED. PENDING CLOSE OUT DOCUMENTATION								
PGM Year:	2007								
Project:	0034 - MIAMI-DADE OFFICE OF COMMUNITY AND ECONOMIC DEVELOPMENT CB								
IDIS Activity:	4471 - MD OCED UD/CD DISPOSITION & ENVIRON. SUP								
Status:	Open				Objective:	Provide decent affordable housing			
Location:	140 W Flagler St Ste 1100 Miami, FL 33130-1561				Outcome:	Availability/accessibility			
					Matrix Code:	Disposition (02)		National Objective:	LMH
Initial Funding Date:	06/20/2007	Description: PROPERTIES THAT ARE ACQUIRED MUST BE DISPOSED OF IN ACCORDANCE WITH COMMUNITY DEVELOPMENT PLANS FOR THE AREA IN WHCIH THE SITE IS LOCATED.							
Financing									
Funded Amount:	495,999.90								
Drawn Thru Program Year:	495,999.90								
Drawn In Program Year:	0.00								
Proposed Accomplishments									
Housing Units : 200									
Actual Accomplishments									
		Owner		Renter		Total		Person	
<i>Number assisted:</i>		Total	Hispanic	Total	Hispanic	Total	Hispanic	Total	Hispanic
White:		0	0	0	0	0	0		0
Black/African American:		0	0	0	0	0	0	0	0
Asian:		0	0	0	0	0	0	0	0
American Indian/Alaskan Native:		0	0	0	0	0	0	0	0
Native Hawaiian/Other Pacific Islander:		0	0	0	0	0	0	0	0

American Indian/Alaskan Native & White:	0	0	0	0	0	0	0	0
Asian White:	0	0	0	0	0	0	0	0
Black/African American & White:	0	0	0	0	0	0	0	0
American Indian/Alaskan Native & Black/African American:	0	0	0	0	0	0	0	0
Other multi-racial:	0	0	0	0	0	0	0	0
Asian/Pacific Islander:	0	0	0	0	0	0	0	0
Hispanic:	0	0	0	0	0	0	0	0
Total:	0	0	0	0	0	0	0	0
Female-headed Households:	0		0		0			

Income Category:

	Owner	Renter	Total	Person
Extremely Low	0	0	0	0
Low Mod	0	0	0	0
Moderate	0	0	0	0
Non Low Moderate	0	0	0	0
Total	0	0	0	0

Percent Low/Mod

Annual Accomplishments

Years	Accomplishment Narrative	# Benefitting
2007	PROCESSED 164 ENVIRONMENTAL REVIEWS. TRANSFERRED 5 PARCELS OF LAND (BAHAMIAN VILLAGE)	
2008	ACTIVITY IS UNDERWAY. ADDITIONAL PERFORMANCE INFORMATION IS BEING COLLECTED.	
2009	\$0.10 RECAPTURED AS PER RESOLUTION 1285-09.	
2010	PROJECT IS COMPLETED. PENDING CLOSE OUT DOCUMENTATION	
2011	PROJECT IS COMPLETED. PENDING CLOSE OUT DOCUMENTATION	

PGM Year:	2007
Project:	0035 - MIAMI-DADE OFFICE OF COMMUNITY AND ECONOMIC DEVELOPMENT CB
IDIS Activity:	4472 - MD OCED CB/BUILDING INVENTORY MANAGEMENT

Status:	Open	Objective:	Provide decent affordable housing
Location:	140 W Flagler St Ste 1100 Miami, FL 33130-1561	Outcome:	Affordability
		Matrix Code:	Disposition (02)
			National Objective: LMH

Initial Funding Date: 06/20/2007

Financing

Funded Amount:	135,322.16
Drawn Thru Program Year:	135,322.16
Drawn In Program Year:	0.00

Description:

PROVIDE MAINTENANCE TO ALL SITES ANDOR BUILDINGS THAT HAVE BEEN OR WILL BE ACQUIRED SUCH AS GRASS CUTTING & BOARD-UP OF VACANT PROPERTIES & EMERGENCY SERVICES TO OCCUPIED ONES.

Proposed Accomplishments

Housing Units : 200

Actual Accomplishments

Number assisted:

	Owner		Renter		Total		Person	
	Total	Hispanic	Total	Hispanic	Total	Hispanic	Total	Hispanic
White:	0	0	0	0	0	0		0
Black/African American:	0	0	0	0	0	0	0	0
Asian:	0	0	0	0	0	0	0	0
American Indian/Alaskan Native:	0	0	0	0	0	0	0	0
Native Hawaiian/Other Pacific Islander:	0	0	0	0	0	0	0	0
American Indian/Alaskan Native & White:	0	0	0	0	0	0	0	0
Asian White:	0	0	0	0	0	0	0	0
Black/African American & White:	0	0	0	0	0	0	0	0
American Indian/Alaskan Native & Black/African American:	0	0	0	0	0	0	0	0
Other multi-racial:	0	0	0	0	0	0	0	0
Asian/Pacific Islander:	0	0	0	0	0	0	0	0
Hispanic:	0	0	0	0	0	0	0	0
Total:	0	0	0	0	0	0	0	0
Female-headed Households:	0		0		0			

Income Category:

	Owner	Renter	Total	Person
Extremely Low	0	0	0	0
Low Mod	0	0	0	0
Moderate	0	0	0	0
Non Low Moderate	0	0	0	0
Total	0	0	0	0
Percent Low/Mod				

Annual Accomplishments

Years	Accomplishment Narrative	# Benefitting
2007	PROVIDED ONGOING MAINTENANCE TO OCED OWNED PARCELS SUCH AS GRASS CUTTING AND BOARD UP OF VACANT PROPERTIES AND EMERGENCY SERVICES TO OCCUPIED STRUCTURES. APPROXIMATELY 175 PROPERTIES.	
2008	ACTIVITY IS UNDERWAY. ADDITIONAL PERFORMANCE INFORMATION IS BEING COLLECTED.	
2009	\$9,677.84 RECAPTURED AS PER RESOLUTION R-914-09.	
2010	PROJECT IS COMPLETED. PENDING CLOSE OUT DOCUMENTATION	
2011	PROJECT IS COMPLETED. PENDING CLOSE OUT DOCUMENTATION	

PGM Year:	2007
Project:	0036 - MIAMI-DADE OFFICE OF COMMUNITY AND ECONOMIC DEVELOPMENT CB
IDIS Activity:	4473 - MD OCED CB/SUPPORT SERVICES FOR SURTAX

Status:	Open	Objective:	Create suitable living environments
Location:	140 W Flagler St Ste 1100 Miami, FL 33130-1561	Outcome:	Affordability
		Matrix Code:	Disposition (02)
		National Objective:	LMH

Initial Funding Date: 06/25/2007

Financing

Funded Amount: 72,404.69
Drawn Thru Program Year: 72,404.69
Drawn In Program Year: 0.00

Description:

ROUTINE SURVEYINGENGINEERING SERVICES FOR CD NRSAS OF GOULDS, PERRINE, SOUTH MIAMI HEIGHTS, OPA-LOCKA, MELROSE, & MODEL CITY IN WHICH SURTAX HOUSING SITES ARE BEING PURCHASED.

Proposed Accomplishments

Housing Units : 75

Actual Accomplishments

Number assisted:

	Owner		Renter		Total		Person	
	Total	Hispanic	Total	Hispanic	Total	Hispanic	Total	Hispanic
White:	0	0	0	0	0	0		0
Black/African American:	0	0	0	0	0	0	0	0
Asian:	0	0	0	0	0	0	0	0
American Indian/Alaskan Native:	0	0	0	0	0	0	0	0
Native Hawaiian/Other Pacific Islander:	0	0	0	0	0	0	0	0
American Indian/Alaskan Native & White:	0	0	0	0	0	0	0	0
Asian White:	0	0	0	0	0	0	0	0
Black/African American & White:	0	0	0	0	0	0	0	0
American Indian/Alaskan Native & Black/African American:	0	0	0	0	0	0	0	0
Other multi-racial:	0	0	0	0	0	0	0	0
Asian/Pacific Islander:	0	0	0	0	0	0	0	0
Hispanic:	0	0	0	0	0	0	0	0
Total:	0	0	0	0	0	0	0	0
Female-headed Households:	0		0		0			

Income Category:

	Owner	Renter	Total	Person
Extremely Low	0	0	0	0
Low Mod	0	0	0	0
Moderate	0	0	0	0
Non Low Moderate	0	0	0	0
Total	0	0	0	0
Percent Low/Mod				

Annual Accomplishments

Years	Accomplishment Narrative	# Benefitting
2007	TECHNICAL SUPPORT WAS PROVIDED TO SEVERAL NON-PROFIT ORGANIZATIONS FOR HOUSING PROJECTS (75 HOUSING UNITS) FUNDED WITH CDBG FUNDS THROUGHTOUT MIAMI-DADE COUNTY. AS OF DECEMBER 31, 2007, 14 HOUSING UNITS WERE COMPLETED AND CONSTRUCTION OF THE REMAINING HOME IS STILL UNDERWAY. IT IS EXPECTED THAT THESE HOMES WILL BE COMPLETE BY DECEMBER 2008.	
2008	ACTIVITY IS UNDERWAY. ADDITIONAL PERFORMANCE INFORMATION IS BEING COLLECTED.	
2009	\$18,595.31 RECAPTURED AS PER RESOLUTION R-914-09.	
2010	PROJECT IS COMPLETED. PENDING CLOSE OUT DOCUMENTATION	

Years	Accomplishment Narrative	# Benefitting
-------	--------------------------	---------------

2011	PROJECT IS COMPLETED. PENDING CLOSE OUT DOCUMENTATION	
------	---	--

PGM Year:	2007
Project:	0037 - MIAMI-DADE OFFICE OF COMMUNITY AND ECONOMIC DEVELOPMENT CB
IDIS Activity:	4474 - MD OCED CB/COUNTY WIDE LAND ACQUISITION

Status:	Open	Objective:	Create suitable living environments
Location:	140 W Flagler St Ste 1100 Miami, FL 33130-1561	Outcome:	Availability/accessibility
		Matrix Code:	Acquisition of Real Property (01) National Objective: LMA

Initial Funding Date:	06/25/2007	Description:
Financing		ACQUISITION OF VACANT LAND OR ABANDONED (UNOCCUPIED) STRUCTURES IN CDBG NRSAS FOR THE DEVELOPMENT OF HOMEOWNERSHIP AFFORDABLE HOUSING.
Funded Amount:	112,990.86	
Drawn Thru Program Year:	112,990.86	
Drawn In Program Year:	0.00	

Proposed Accomplishments

People (General) : 100

Total Population in Service Area: 3,397

Census Tract Percent Low / Mod: 68.00

Annual Accomplishments

Years	Accomplishment Narrative	# Benefitting
-------	--------------------------	---------------

2007	NEGOTIATED ACQUISITION OF TWO PROPERTIES FOR DEVELOPMENT OF HOMEOWNERSHIP AFFORDABLE HOUSING. PROCESSED DEPOSITS.	
2008	ACTIVITY IS UNDERWAY. ADDITIONAL PERFORMANCE INFORMATION IS BEING COLLECTED.	
2009	\$9.14 RECAPTURED AS PER RESOLUTION R-914-09.	
2010	PROJECT IS COMPLETED. PENDING CLOSE OUT DOCUMENTATION	
2011	PROJECT IS COMPLETED. PENDING CLOSE OUT DOCUMENTATION	

PGM Year:	2007
Project:	0041 - NEIGHBORS AND NEIGHBORS ASSOCIATION, INC.
IDIS Activity:	4478 - NEIGHBORS AND NEIGHBORS/ED TECH. ASSIST.

Status:	Completed 10/25/2013 12:26:38 PM	Objective:	Create economic opportunities
Location:	180 NW 62nd St Miami, FL 33150-4543	Outcome:	Sustainability
		Matrix Code:	Micro-Enterprise Assistance (18C) National Objective: LMJ

Initial Funding Date:	06/21/2007	Description:
Financing		CREATE 10 & RETAIN 40 JOBS BY PROVIDING TECHNICAL ASSISTANCE TO HELP 300 NANA MEMBER BUSINESSES IN MIAMI, MODEL CITY, AND W. LITTLE RIVER.\$1.56 recaptured as per non-substantial change memo dated October 11, 2011.
Funded Amount:	249,997.86	
Drawn Thru Program Year:	249,997.86	
Drawn In Program Year:	0.00	

Proposed Accomplishments

Jobs : 10

Actual Accomplishments

Number assisted:

	Owner		Renter		Total		Person	
	Total	Hispanic	Total	Hispanic	Total	Hispanic	Total	Hispanic
White:	0	0	0	0	0	0	5	3
Black/African American:	0	0	0	0	0	0	4	0
Asian:	0	0	0	0	0	0	1	0
American Indian/Alaskan Native:	0	0	0	0	0	0	0	0
Native Hawaiian/Other Pacific Islander:	0	0	0	0	0	0	0	0
American Indian/Alaskan Native & White:	0	0	0	0	0	0	0	0
Asian White:	0	0	0	0	0	0	0	0
Black/African American & White:	0	0	0	0	0	0	0	0
American Indian/Alaskan Native & Black/African American:	0	0	0	0	0	0	0	0
Other multi-racial:	0	0	0	0	0	0	0	0
Asian/Pacific Islander:	0	0	0	0	0	0	0	0
Hispanic:	0	0	0	0	0	0	0	0
Total:	0	0	0	0	0	0	10	3
Female-headed Households:	0		0		0			

Income Category:

	Owner	Renter	Total	Person
Extremely Low	0	0	0	5
Low Mod	0	0	0	2
Moderate	0	0	0	3
Non Low Moderate	0	0	0	0
Total	0	0	0	10
Percent Low/Mod				100.0%

Annual Accomplishments

Years	Accomplishment Narrative	# Benefitting
2007	Created 10 jobs	
2008	ACTIVITY IS UNDERWAY. \$100,000 recaptured as per reso R-914-09	
2009	\$0.58 recaptured as per resolution 1285-09. (PY09) ACTIVITY REMAINS OPEN. PENDING COLLECTION OF CLOSE-OUT DOCUMENTATION.	
2010	ACTIVITY COMPLETED. NATIONAL OBJECTIVE MET. PENDING RECAP OF FUNDS.	
2011	PROJECT IS COMPLETED. PENDING CLOSE OUT DOCUMENTATION	

PGM Year: 2007

Project: 0043 - OUR CHILD CARE, INC. DBA OUR LITTLE ONES

IDIS Activity: 4480 - OUR CHILD CARE/CHILD CARE FACILITY IMPR.

Status: Completed 2/27/2013 1:16:32 PM

Location: 55 NW 59th St Miami, FL 33127-1215

Objective: Create suitable living environments

Outcome: Availability/accessibility

Matrix Code: Child Care Centers (03M)

National Objective: LMC

Initial Funding Date: 06/21/2007

Financing

Funded Amount: 71,859.72

Drawn Thru Program Year: 71,859.72

Drawn In Program Year: 0.00

Description:

REPLACEMENT OF FENCE, SHADING, RESURFACING IN RUBBER THE PLAY AREA TO PROVIDE A SAFE ENVIRONMENT FOR APPROXIMATELY 28 OF MORE LOW TO MODERATE INCOME CHILDREN IN LITTLE HAITI.

\$1,363.28 recaptured as per Resolution #R67-11 dated 212011.

Proposed Accomplishments

Public Facilities : 28

Actual Accomplishments

Number assisted:

	Owner		Renter		Total		Person	
	Total	Hispanic	Total	Hispanic	Total	Hispanic	Total	Hispanic
White:	0	0	0	0	0	0		0
Black/African American:	0	0	0	0	0	0	28	0
Asian:	0	0	0	0	0	0	0	0
American Indian/Alaskan Native:	0	0	0	0	0	0	0	0
Native Hawaiian/Other Pacific Islander:	0	0	0	0	0	0	0	0
American Indian/Alaskan Native & White:	0	0	0	0	0	0	0	0
Asian White:	0	0	0	0	0	0	0	0
Black/African American & White:	0	0	0	0	0	0	0	0
American Indian/Alaskan Native & Black/African American:	0	0	0	0	0	0	0	0
Other multi-racial:	0	0	0	0	0	0	0	0
Asian/Pacific Islander:	0	0	0	0	0	0	0	0
Hispanic:	0	0	0	0	0	0	0	0
Total:	0	0	0	0	0	0	28	0
Female-headed Households:	0		0		0			

Income Category:

	Owner	Renter	Total	Person
Extremely Low	0	0	0	0
Low Mod	0	0	0	0
Moderate	0	0	0	28
Non Low Moderate	0	0	0	0
Total	0	0	0	28
Percent Low/Mod				100.0%

Annual Accomplishments

Years	Accomplishment Narrative	# Benefitting
2007	THE BID PROCESS FOR THE GENERAL CONTRACTOR IS COMPLETE. IT IS EXPECTED THAT RENOVATIONS WILL BEGIN IN MARCH 2008 AND WILL BE 100% COMPLETE BY DECEMBER 31, 2008.	
2008	REPLACEMENT OF FENCE, SHADING AND IMPROVEMENTS TO PLAY AREA ARE UNDERWAY.	
2010	100% of the activity is complete. national objective met. Beneficiary information entered. Pending financial closeout.(F)	
2011	PROJECT IS COMPLETED. PENDING CLOSE OUT DOCUMENTATION	

PGM Year: 2007
Project: 0044 - PARTNERS FOR SELF-EMPLOYMENT, INC./DBA MICRO-BUSINESS, USA
IDIS Activity: 4481 - PARTNERS FOR SELF-EMPLOYMENT/MATCHED SAV

Status: Canceled 5/15/2013 1:59:52 PM
Location: 3000 Biscayne Blvd Ste 102 Miami, FL 33137-4139

Objective: Create economic opportunities
Outcome: Sustainability
Matrix Code: ED Technical Assistance (18B) National Objective: LMJ

Initial Funding Date: 06/21/2007

Financing

Funded Amount: 0.00
Drawn Thru Program Year: 0.00
Drawn In Program Year: 0.00

Description:

ACTIVITY PROPOSES THE ACCUMULATION OF ASSETS VIA INDIVIDUAL DEVELOPMENT ACCOUNT (IDA) FOR 40 LOW-INCOME PARTICIPANTS TO PURCHASE A HOME OR TO STARTEXPAND A BUSINESS IN MIAMI-DADE.

Proposed Accomplishments

Jobs : 2

Actual Accomplishments

Number assisted:

	Owner		Renter		Total		Person	
	Total	Hispanic	Total	Hispanic	Total	Hispanic	Total	Hispanic
White:	0	0	0	0	0	0	3	3
Black/African American:	0	0	0	0	0	0	1	1
Asian:	0	0	0	0	0	0	0	0
American Indian/Alaskan Native:	0	0	0	0	0	0	0	0
Native Hawaiian/Other Pacific Islander:	0	0	0	0	0	0	0	0
American Indian/Alaskan Native & White:	0	0	0	0	0	0	0	0
Asian White:	0	0	0	0	0	0	0	0
Black/African American & White:	0	0	0	0	0	0	0	0
American Indian/Alaskan Native & Black/African American:	0	0	0	0	0	0	0	0
Other multi-racial:	0	0	0	0	0	0	1	0
Asian/Pacific Islander:	0	0	0	0	0	0	0	0
Hispanic:	0	0	0	0	0	0	0	0
Total:	0	0	0	0	0	0	5	4
Female-headed Households:	0		0		0			

Income Category:

	Owner	Renter	Total	Person
Extremely Low	0	0	0	0
Low Mod	0	0	0	2
Moderate	0	0	0	3
Non Low Moderate	0	0	0	0
Total	0	0	0	5
Percent Low/Mod				100.0%

Annual Accomplishments

Years	Accomplishment Narrative	# Benefitting
2007	AGENCY DEVELOPED 25 INDIVIDUAL DEVELOPMENT ACCOUNTS AND CREATED 8 JOB OPPORTUNITY CONTRACTS RESULTING IN THE PLACEMENT F 5 PERSONS IN FULL TIME JOBS.	
2008	ACTIVITY UNDERWAY.	
2009	\$94,146.55 RECAPTURED AS PER RESOLUTION R-914-09.	
2010	PROJECT IS COMPLETED. PENDING CLOSE OUT DOCUMENTATION	
2011	PROJECT IS COMPLETED. PENDING CLOSE OUT DOCUMENTATION	

PGM Year: 2007
Project: 0048 - ENTERPRISE DEVELOPMENT CORPORATION OF SOUTH FLORIDA
IDIS Activity: 4485 - ENTERPRISE DEV. CORP./BUSINESS LINK

Status: Completed 10/25/2013 12:30:40 PM
Location: 16405 NW 25th Ave Miami Gardens, FL 33054-6581

Objective: Create economic opportunities

Outcome: Sustainability

Matrix Code: ED Technical Assistance (18B)

National Objective: LMJ

Initial Funding Date: 06/21/2007

Financing

Funded Amount: 48,701.41

Drawn Thru Program Year: 48,701.41

Drawn In Program Year: 0.00

Description:

DELIVERY OF BUSINESS-TO-BUSINESS MENTORING PROGRAM FOR DISADVANTAGED SMALL BUSINESSES IN THE CITY OF OPA-LOCKA THAT WILL RESULT IN THE CREATION OF 2 HIGH WAGE JOBS.

Proposed Accomplishments

Jobs : 2

Actual Accomplishments

Number assisted:

	Owner		Renter		Total		Person	
	Total	Hispanic	Total	Hispanic	Total	Hispanic	Total	Hispanic
White:	0	0	0	0	0	0	1	1
Black/African American:	0	0	0	0	0	0	0	0
Asian:	0	0	0	0	0	0	0	0
American Indian/Alaskan Native:	0	0	0	0	0	0	0	0
Native Hawaiian/Other Pacific Islander:	0	0	0	0	0	0	0	0
American Indian/Alaskan Native & White:	0	0	0	0	0	0	0	0
Asian White:	0	0	0	0	0	0	0	0
Black/African American & White:	0	0	0	0	0	0	0	0
American Indian/Alaskan Native & Black/African American:	0	0	0	0	0	0	0	0
Other multi-racial:	0	0	0	0	0	0	0	0
Asian/Pacific Islander:	0	0	0	0	0	0	0	0
Hispanic:	0	0	0	0	0	0	0	0
Total:	0	0	0	0	0	0	1	1
Female-headed Households:	0		0		0			

Income Category:

	Owner	Renter	Total	Person
Extremely Low	0	0	0	0
Low Mod	0	0	0	1
Moderate	0	0	0	0
Non Low Moderate	0	0	0	0
Total	0	0	0	1
Percent Low/Mod				100.0%

Annual Accomplishments

Years	Accomplishment Narrative	# Benefitting
2007	cretaed 1 job.	
2008	PROVIDED ECONOMIC DEVELOPMENT TECHNICAL ASSISTANCE FOR BUSINESSES TO CREATE AND RETAIN 4 JOBS. ACTIVITY COMPLETED.	
2009	\$1,298.59 RECAPTURED AS PER RESOLUTION R-914-09. (PY09) ACTIVITY COMPLETED. NATIONAL OBJECTIVE MET.	
2010	PROJECT IS COMPLETED. PENDING CLOSE OUT DOCUMENTATION	
2011	PROJECT IS COMPLETED. PENDING CLOSE OUT DOCUMENTATION	

PGM Year:	2007
Project:	0049 - MARTIN LUTHER KING ECONOMIC DEVELOPMENT CORPORATION
IDIS Activity:	4486 - MLK ECO. DEV./BUSINESS INCUBATOR & TECH.

Status:	Completed 10/25/2013 2:02:41 PM	Objective:	Create economic opportunities
Location:	6114 NW 7th Ave Miami, FL 33127-1112	Outcome:	Sustainability
		Matrix Code:	ED Technical Assistance (18B)
		National Objective:	LMJ

Initial Funding Date: 06/21/2007

Financing

Funded Amount:	68,902.86
Drawn Thru Program Year:	68,902.86
Drawn In Program Year:	0.00

Description:

TO ESTABLISH A 5-UNIT BUSINESS INCUBATOR AND TECHNICAL ASSISTANCE CENTER IN THE MODEL CITY AREA.
THIS BUSINESS CENTER WILL ALSO PROVIDE FOR THE CREATION OF 4 JOBS.
\$51,097.14 recaptured as per resolution R67-11 dated 212011.

Proposed Accomplishments

Jobs : 3

Actual Accomplishments

Number assisted:

	Owner		Renter		Total		Person	
	Total	Hispanic	Total	Hispanic	Total	Hispanic	Total	Hispanic
White:	0	0	0	0	0	0		0
Black/African American:	0	0	0	0	0	0	2	0
Asian:	0	0	0	0	0	0	0	0
American Indian/Alaskan Native:	0	0	0	0	0	0	0	0
Native Hawaiian/Other Pacific Islander:	0	0	0	0	0	0	0	0
American Indian/Alaskan Native & White:	0	0	0	0	0	0	0	0
Asian White:	0	0	0	0	0	0	0	0

Black/African American & White:	0	0	0	0	0	0	0	0
American Indian/Alaskan Native & Black/African American:	0	0	0	0	0	0	0	0
Other multi-racial:	0	0	0	0	0	0	0	0
Asian/Pacific Islander:	0	0	0	0	0	0	0	0
Hispanic:	0	0	0	0	0	0	0	0
Total:	0	0	0	0	0	0	2	0
Female-headed Households:	0		0		0			

<i>Income Category:</i>				
	Owner	Renter	Total	Person
Extremely Low	0	0	0	0
Low Mod	0	0	0	2
Moderate	0	0	0	0
Non Low Moderate	0	0	0	0
Total	0	0	0	2
Percent Low/Mod				100.0%

Annual Accomplishments

Years	Accomplishment Narrative	# Benefitting
2007	FOUR JOBS CREATED AND 84 RETAINED. ACTIVITY IS ONGOING.	
2008	ACTIVITY IS UNDERWAY. AWAITING FINANCIAL CLOSEOUT.	
2009	(PY09) ACTIVITY REMAINS OPEN. PENDING CLOSE-OUT DOCUMENTATION \$100,000 RECAPTURED AS PER RESOLUTION 1285-09.	
2010	Activity completed. Pending close out documentation.	
2011	Created 2 jobs.	

PGM Year:	2007
Project:	0073 - MD OCED CB DIVISION/DESIGN OF STREET IMPROVEMENTS
IDIS Activity:	4488 - MD OCED CB DIV/DESIGN OF STREET IMPROVEM

Status:	Open	Objective:	Create suitable living environments
Location:	140 W Flagler St Miami, FL 33130-1519	Outcome:	Sustainability
		Matrix Code:	Street Improvements (03K)
			National Objective: LMA

Initial Funding Date:	06/25/2007	Description:
Financing		DESIGN OF STREET IMPROVEMENTS IN CDBG ELIGIBLE AREAS.
Funded Amount:	61,278.16	
Drawn Thru Program Year:	61,278.16	
Drawn In Program Year:	0.00	

Proposed Accomplishments

People (General) : 100

Total Population in Service Area: 3,397

Census Tract Percent Low / Mod: 68.00

Annual Accomplishments

Years	Accomplishment Narrative	# Benefitting
2007	COMPLETED DESIGN OF STREET IMPROVEMENTS IN CDBG ELIGIBLE AREAS. REMAINING FUNDS (\$20,966.54) TO BE REPROGRAMMED UNDER PLAN AMENDMENT 3/12/2008 TO PSTA TO CONTINUE ONGOING DESIGN WORK.	
2008	ACTIVITY IS UNDERWAY. ADDITIONAL PERFORMANCE INFORMATION IS BEING COLLECTED.	
2010	DESIGN IS COMPLETED. PENDING CLOSE OUT DOCUMENTATION	
2011	PROJECT IS COMPLETED. PENDING CLOSE OUT DOCUMENTATION	

PGM Year:	2007
Project:	0078 - SOUTH MIAMI CRA/MADISON SQUARE/S. MIAMI STRIP MALL
IDIS Activity:	4518 - S.MIAMI CRA/MADISON SQUARE/STRIP MALL

Status:	Open	Objective:	Create economic opportunities
Location:	SOUTH MIAMI S. MIAMI, FL 33143	Outcome:	Sustainability
		Matrix Code:	CI Building Acquisition, Construction, Rehabilitation (17C)
		National Objective:	LMJ

Initial Funding Date:	10/03/2007	Description:	
Financing		MADISON SQUARESOUTH MIAMI STRIP MALL LAND ACQUISITION OF PROPERTY FOR THE DEVELOPMENT OF MIXED USE FACILITY LOCATED IN SOUTH MIAMI NRSA.	
Funded Amount:	394,000.00		
Drawn Thru Program Year:	394,000.00		
Drawn In Program Year:	0.00		

Proposed Accomplishments

Actual Accomplishments

Number assisted:	Owner		Renter		Total		Person	
	Total	Hispanic	Total	Hispanic	Total	Hispanic	Total	Hispanic
White:	0	0	0	0	0	0		0
Black/African American:	0	0	0	0	0	0	0	0
Asian:	0	0	0	0	0	0	0	0
American Indian/Alaskan Native:	0	0	0	0	0	0	0	0
Native Hawaiian/Other Pacific Islander:	0	0	0	0	0	0	0	0
American Indian/Alaskan Native & White:	0	0	0	0	0	0	0	0
Asian White:	0	0	0	0	0	0	0	0
Black/African American & White:	0	0	0	0	0	0	0	0
American Indian/Alaskan Native & Black/African American:	0	0	0	0	0	0	0	0
Other multi-racial:	0	0	0	0	0	0	0	0
Asian/Pacific Islander:	0	0	0	0	0	0	0	0
Hispanic:	0	0	0	0	0	0	0	0
Total:	0	0	0	0	0	0	0	0
Female-headed Households:	0		0		0			

Income Category:	Owner	Renter	Total	Person
Extremely Low	0	0	0	0

Low Mod	0	0	0	0
Moderate	0	0	0	0
Non Low Moderate	0	0	0	0
Total	0	0	0	0
Percent Low/Mod				

Annual Accomplishments

Years	Accomplishment Narrative	# Benefitting
2007	THIS ACTIVITY IS STILL UNDERWAY AND THE SCHEDULED END DATE IS DECEMBER 31, 2008. LAND ACQUISITION PHASE IS COMPLETE AND HAS ASSEMBLE 19 OF 21 PARCELS. ALL ACCOMPLISHMENTS AND BENEFICIAL INFORMATION WILL BE REPORTED AT THAT TIME.	
2008	THIS ACTIVITY IS STILL UNDERWAY AND THE SCHEDULED END DATE IS DECEMBER 31, 2009. LAND ACQUISITION PHASE IS COMPLETE AND HAS ASSEMBLE 19 OF 21 PARCELS. ALL ACCOMPLISHMENTS AND BENEFICIAL INFORMATION WILL BE R PORTED AT THAT TIME.	
2009	\$100000 RECAPTURED AS PER RESOLUTION R-914-09.	
2010	PROJECT IS ON-GOING.	
2011	PROJECT IS ON-GOING.	
2013	Land use and zoning approvals completed. SMCRA Board enetered into a project development agreement, purchase and sale contract and land use restriction agreement with Strategic Green Mills Investment LLC. to develop the project(2013 4th quarter progress report).	

PGM Year:	2007
Project:	0079 - OPA-LOCKA CDC-WSTVIEW TERRACE APARTMENTS
IDIS Activity:	4519 - OPA-LOCKA CDC-KING TERRACE APARTMENTS FKA WESTVIEW APARTMENTS

Status:	Completed 1/30/2014 9:03:27 AM	Objective:	Provide decent affordable housing
Location:	12501 NW 27th Ave Miami, FL 33167-1807	Outcome:	Affordability
		Matrix Code:	Rehab; Multi-Unit Residential (14B)
		National Objective:	LMH

Initial Funding Date: 10/22/2007

Financing

Funded Amount:	1,235,755.49
Drawn Thru Program Year:	1,235,755.49
Drawn In Program Year:	0.00

Description:

PRE-DEVELOPMENT AND REHABILITATION COSTS FOR THE ACQUISITION AND REHABILITATION OF THE WESTVIEW APARTMENT COMPLEX CONSISTING OG 421 UNITS LOCATED AT 12501 NW 27 AVE, MIAMI.
\$614,977.65 recaptured as per Resolution # 67-11 dated 212011.

Proposed Accomplishments

Housing Units : 427

Actual Accomplishments

Number assisted:

	Owner		Renter		Total		Person	
	Total	Hispanic	Total	Hispanic	Total	Hispanic	Total	Hispanic
White:	0	0	81	81	81	81	0	0
Black/African American:	0	0	219	0	219	0	0	0
Asian:	0	0	0	0	0	0	0	0
American Indian/Alaskan Native:	0	0	0	0	0	0	0	0
Native Hawaiian/Other Pacific Islander:	0	0	0	0	0	0	0	0
American Indian/Alaskan Native & White:	0	0	0	0	0	0	0	0
Asian White:	0	0	0	0	0	0	0	0

Black/African American & White:	0	0	0	0	0	0	0	0
American Indian/Alaskan Native & Black/African American:	0	0	0	0	0	0	0	0
Other multi-racial:	0	0	0	0	0	0	0	0
Asian/Pacific Islander:	0	0	0	0	0	0	0	0
Hispanic:	0	0	0	0	0	0	0	0
Total:	0	0	300	81	300	81	0	0

Female-headed Households: 0 214 214

Income Category:

	Owner	Renter	Total	Person
Extremely Low	0	0	0	0
Low Mod	0	78	78	0
Moderate	0	222	222	0
Non Low Moderate	0	0	0	0
Total	0	300	300	0
Percent Low/Mod		100.0%	100.0%	

Annual Accomplishments

Years	Accomplishment Narrative	# Benefitting
2007	PROJECT IS IN THE PRE-CONSTRUCTION PHASE. THE AGENCY HAS ACQUIRED THE PROPERTY, WHICH IS PENDING CLOSING WITH DLAD. EXPECTED COMPLETION IS 12/31/08.	
2008	ENVIRONMENTAL REVIEW COMPLETED AND LOAN CLOSED.	
2009	FUNDING AMOUNT INCREASED BY \$469.22 AS PER MEMO DATED 8/31/2009 FOR PROFESSIONAL SERVICES TECHNICAL ASSISTANCE. (PY09) ACTIVITY REMAINS OPEN. (P09) FORECLOSURE NOTICE WAS ISSUED BY FIRST MORTGAGE LENDER AND OPERATIONS ARE BEING HANDLED BY RECEIVER. AGENCY IN PROCESS OF CLOSING OUT ALL FINANCING WITH MIAMI-DADE COUNTY FOR WORK COMPLETED PRIOR TO RECEIVERSHIP. PROJECT IS BEING MONITORED CLOSELY. PENDING DOCUMENTATION ON ACCOMPLISHMENTS.	
2010	PROJECT WAS NOT FEASIBLE AS REHABILITATION PROJECT. THE AGENCY WAS NOT ABLE TO COMPLETE THE PROJECT. THE PROJECT WILL BE RECONSTRUCTED AS KING TERRACE WITH 300 NEW RENTAL UNITS WITH A NEW DEVELOPMENT TEAM. ALL TENANTS HAVE BEEN RELOCATED. THE SITE DEMOLISHED AND \$17 MILLION NSP FUNDS MADE AVAILABLE. RECONSTRUCTION WILL BEGIN IN JULY 2011.	
2011	On-going. Funded with NSP funds.	
2013	Project completed using NSP funds, the new name of the Project is King Terrace Apartments. All 300 units are occupied by low/mod income families.	

PGM Year: 2007
Project: 0080 - MIAMI-DADE OCED HOUSING INITIATIVE-US 1 & 296 ST SITE
IDIS Activity: 4520 - MD OCED HOUSING INITIATIVE-US1 & 296 ST

Status: Canceled 5/22/2013 11:40:37 AM Objective: Provide decent affordable housing
Location: 29600 & 29650 S DIXIE HWY MIAMI, FL 33030 Outcome: Affordability
Matrix Code: Construction of Housing (12) National Objective: LMH

Initial Funding Date: 10/22/2007

Financing

Funded Amount: 0.00

Drawn Thru Program Year: 0.00

Drawn In Program Year: (1,190,092.75)

Description:

ACQUISITION OF 129,286 SQ.FT OF LAND LOCATED ON US 1 & 296 STREET.
PROPERTY CURRENTLY IS AN ABANDONED CAR DEALERSHIP WHICH IS TO BE DEMOLISHED
AND CONSTRUCT AFFORDABLE HOUSING UNITRepaid HUD \$1,190,092.75 as per memo dated
412013.

Proposed Accomplishments

Housing Units : 10

Actual Accomplishments

Number assisted:

	Owner		Renter		Total		Person	
	Total	Hispanic	Total	Hispanic	Total	Hispanic	Total	Hispanic
White:	0	0	0	0	0	0		0
Black/African American:	0	0	0	0	0	0	0	0
Asian:	0	0	0	0	0	0	0	0
American Indian/Alaskan Native:	0	0	0	0	0	0	0	0
Native Hawaiian/Other Pacific Islander:	0	0	0	0	0	0	0	0
American Indian/Alaskan Native & White:	0	0	0	0	0	0	0	0
Asian White:	0	0	0	0	0	0	0	0
Black/African American & White:	0	0	0	0	0	0	0	0
American Indian/Alaskan Native & Black/African American:	0	0	0	0	0	0	0	0
Other multi-racial:	0	0	0	0	0	0	0	0
Asian/Pacific Islander:	0	0	0	0	0	0	0	0
Hispanic:	0	0	0	0	0	0	0	0
Total:	0	0	0	0	0	0	0	0
Female-headed Households:	0		0		0			

Income Category:

	Owner	Renter	Total	Person
Extremely Low	0	0	0	0
Low Mod	0	0	0	0
Moderate	0	0	0	0
Non Low Moderate	0	0	0	0
Total	0	0	0	0
Percent Low/Mod				

Annual Accomplishments

Years	Accomplishment Narrative	# Benefitting
2007	ACTIVITY IS UNDERWAY. INITIAL DEPOSIT FOR THE PURCHASE WAS TRANSFERRED TO MIAMI-DADE TRANSIT AGENCY. NEGOTIATING FINAL PURCHASE PRICE. THE ACQUISITION EXPECTED TO BE COMPLETED IN FY 2008.	
2008	ACTIVITY IS UNDERWAY. ADDITIONAL PERFORMANCE INFORMATION IS BEING COLLECTED.	
2010	PROJECT IS ONGOING WITH VARIOUS DUE DILIGENCE UNDERWAY	
2011	PROJECT IS ONGOING WITH VARIOUS DUE DILIGENCE UNDERWAY	

PGM Year:2007

Project:0081 - MIAMI-DADE OCED HOUSING INITIATIVE-US 1 & 200 ST SITE

IDIS Activity:4521 - MD OCED HOUSING INITIATIVE-US 1 & 200 ST

Status:Open

Location:20000 W Dixie Hwy Miami, FL 33180-1916

Objective:Provide decent affordable housing

Outcome:Affordability

Matrix Code:Construction of Housing (12)

National Objective:LMH

Initial Funding Date:10/22/2007

Description:ACQUISITION OF 148,453 SQ. FT. OF LAND LOCATED ON US 1 AND 200 STREET FOR THE PURPOSE OF CONSTRUCTING AFFORDABLE HOUSING UNITS.

Financing

Funded Amount:1,190,092.75

Drawn Thru Program Year:1,190,092.75

Drawn In Program Year:0.00

Proposed Accomplishments

Housing Units : 10

Actual Accomplishments

Number assisted:	Owner		Renter		Total		Person	
	Total	Hispanic	Total	Hispanic	Total	Hispanic	Total	Hispanic
White:	0	0	0	0	0	0		0
Black/African American:	0	0	0	0	0	0	0	0
Asian:	0	0	0	0	0	0	0	0
American Indian/Alaskan Native:	0	0	0	0	0	0	0	0
Native Hawaiian/Other Pacific Islander:	0	0	0	0	0	0	0	0
American Indian/Alaskan Native & White:	0	0	0	0	0	0	0	0
Asian White:	0	0	0	0	0	0	0	0
Black/African American & White:	0	0	0	0	0	0	0	0
American Indian/Alaskan Native & Black/African American:	0	0	0	0	0	0	0	0
Other multi-racial:	0	0	0	0	0	0	0	0
Asian/Pacific Islander:	0	0	0	0	0	0	0	0
Hispanic:	0	0	0	0	0	0	0	0
Total:	0	0	0	0	0	0	0	0
Female-headed Households:	0		0		0			

Income Category:	Owner	Renter	Total	Person
Extremely Low	0	0	0	0
Low Mod	0	0	0	0
Moderate	0	0	0	0
Non Low Moderate	0	0	0	0
Total	0	0	0	0
Percent Low/Mod				

Annual Accomplishments

Years	Accomplishment Narrative	# Benefitting
2007	ACTIVITY IS UNDERWAY. INITIAL DEPOSIT FOR THE PURCHASE WAS TRANSFERRED TO MIAMI-DADE TRANSIT AGENCY. NEGOTIATING FINAL PURCHASE PRICE. THE ACQUISITION EXPECTED TO BE COMPLETED IN FY 2008.	
2008	ACTIVITY IS UNDERWAY. ADDITIONAL PERFORMANCE INFORMATION IS BEING COLLECTED.	
2010	PROJECT IS UNDERWAY. A DEVELOPER HAS BEEN SELECTED THROUGH COMPETITIVE PROCESS WITH FUNDING AGREEMENTS IN NEGOTIATIONS. THIS PROJECT IS A PLANNED TRANSIT ORIENTED DEVELOPMENT.	
2011	The project is ongoing - Working on lease terms to build 170 affordable rental units.	

PGM Year: 2007

Project: 0082 - MIAMI-DADE OCED HOUSING INITIATIVE-OKEECHOBEE SITE

IDIS Activity: 4522 - MD OCED HOUSING INITIATIVE OKECHOBEE

Status: Open

Location: 2005 W Okeechobee Rd Miami, FL 33010-2304

Objective: Provide decent affordable housing

Outcome: Affordability

Matrix Code: Construction of Housing (12)

National Objective: LMH

Initial Funding Date: 10/22/2007

Financing

Funded Amount: 1,190,092.75

Drawn Thru Program Year: 1,190,092.75

Drawn In Program Year: 0.00

Description:

ACQUISITION OF 169,884 SQ.

FT.

OF LAND LOCATED AT THE OKEECHOBEE METRORAIL SITE FOR THE PURPOSE OF CONSTRUCTING AFFORDABLE HOUSING UNITS.

Proposed Accomplishments

Housing Units : 10

Actual Accomplishments

Number assisted:

	Owner		Renter		Total		Person	
	Total	Hispanic	Total	Hispanic	Total	Hispanic	Total	Hispanic
White:	0	0	0	0	0	0		0
Black/African American:	0	0	0	0	0	0	0	0
Asian:	0	0	0	0	0	0	0	0
American Indian/Alaskan Native:	0	0	0	0	0	0	0	0
Native Hawaiian/Other Pacific Islander:	0	0	0	0	0	0	0	0
American Indian/Alaskan Native & White:	0	0	0	0	0	0	0	0
Asian White:	0	0	0	0	0	0	0	0
Black/African American & White:	0	0	0	0	0	0	0	0
American Indian/Alaskan Native & Black/African American:	0	0	0	0	0	0	0	0
Other multi-racial:	0	0	0	0	0	0	0	0
Asian/Pacific Islander:	0	0	0	0	0	0	0	0
Hispanic:	0	0	0	0	0	0	0	0
Total:	0	0	0	0	0	0	0	0
Female-headed Households:	0		0		0			

Income Category:

Owner Renter Total Person

Extremely Low	0	0	0	0
Low Mod	0	0	0	0
Moderate	0	0	0	0
Non Low Moderate	0	0	0	0
Total	0	0	0	0
Percent Low/Mod				

Annual Accomplishments

Years	Accomplishment Narrative	# Benefitting
2007	ACTIVITY IS UNDERWAY. INITIAL DEPOSIT FOR THE PURCHASE WAS TRANSFERRED TO MIAMI-DADE TRANSIT AGENCY. NEGOTIATING FINAL PURCHASE PRICE. THE ACQUISITION EXPECTED TO BE COMPLETED IN FY 2008.	
2008	ACTIVITY IS UNDERWAY. ADDITIONAL PERFORMANCE INFORMATION IS BEING COLLECTED.	
2010	PROJECT IS ONGOING WITH VARIOUS DUE DILIGENCE UNDERWAY	
2011	PROJECT IS ONGOING WITH VARIOUS DUE DILIGENCE UNDERWAY	

PGM Year:	2007
Project:	0083 - MIAMI-DADE OCED HOUSING INITIATIVE-NORTHSIDE SITE
IDIS Activity:	4523 - MD OCED HSG. INITIATIVE-NORTHSIDE SITE

Status:	Open	Objective:	Provide decent affordable housing	
Location:	SOUTH OF NW 79 ST BETWEEN NW 31 AND 32 AVE MIAMI, FL 33147	Outcome:	Affordability	
		Matrix Code:	Construction of Housing (12)	National Objective: LMH
Initial Funding Date:	10/22/2007	Description:		
Financing		ACQUISITION OF 143,748 SQ.FT. OF LAND AT THE NORTHSIDE METRORAIL STATION FOR THE PURPOSE OF CONSTRUCTING AFFORDABLE HOUSING UNITS.		
Funded Amount:	1,190,092.75			
Drawn Thru Program Year:	1,190,092.75			
Drawn In Program Year:	0.00			

Proposed Accomplishments

Housing Units : 10

Actual Accomplishments

Number assisted:

	Owner		Renter		Total		Person	
	Total	Hispanic	Total	Hispanic	Total	Hispanic	Total	Hispanic
White:	0	0	0	0	0	0		0
Black/African American:	0	0	0	0	0	0	0	0
Asian:	0	0	0	0	0	0	0	0
American Indian/Alaskan Native:	0	0	0	0	0	0	0	0
Native Hawaiian/Other Pacific Islander:	0	0	0	0	0	0	0	0
American Indian/Alaskan Native & White:	0	0	0	0	0	0	0	0
Asian White:	0	0	0	0	0	0	0	0
Black/African American & White:	0	0	0	0	0	0	0	0
American Indian/Alaskan Native & Black/African American:	0	0	0	0	0	0	0	0
Other multi-racial:	0	0	0	0	0	0	0	0
Asian/Pacific Islander:	0	0	0	0	0	0	0	0

Hispanic:	0	0	0	0	0	0	0	0
Total:	0	0	0	0	0	0	0	0
Female-headed Households:	0		0		0			

Income Category:

	Owner	Renter	Total	Person
Extremely Low	0	0	0	0
Low Mod	0	0	0	0
Moderate	0	0	0	0
Non Low Moderate	0	0	0	0
Total	0	0	0	0
Percent Low/Mod				

Annual Accomplishments

Years	Accomplishment Narrative	# Benefitting
-------	--------------------------	---------------

2007	ACTIVITY IS UNDERWAY. INITIAL DEPOSIT FOR THE PURCHASE WAS TRANSFERRED TO MIAMI-DADE TRANSIT AGENCY. NEGOTIATING FINAL PURCHASE PRICE. THE ACQUISITION EXPECTED TO BE COMPLETED IN FY 2008.	
2008	ACTIVITY IS UNDERWAY. ADDITIONAL PERFORMANCE INFORMATION IS BEING COLLECTED.	
2010	THE PROJECT IS ONGOING. A DEVELOPER HAS BEEN SELECTED THROUGH A COMPETITIVE PROCESS. PLANS ARE IN THE APPROVAL STAGE AND FINANCING IS BEING SECURED. THIS IS A PLANNED TRANSIT ORIENTED DEVELOPMENT.	
2011	The project is ongoing - Lease executed to build 438 affordable rental units.	

PGM Year:	2007
Project:	0084 - MIAMI-DADE OCED-GRAN VIA AFFORDABLE HOUSING SITE
IDIS Activity:	4524 - MD OCED HSG. INITIATIVE-GRAN VIA SITE

Status:	Open	Objective:	Provide decent affordable housing
Location:	SW CORNER OF SW 127 AVE & SW 8 ST. MIAMI, FL 33184	Outcome:	Affordability
		Matrix Code:	Construction of Housing (12)
		National Objective:	LMH

Initial Funding Date:	10/22/2007	Description:
Financing		ACQUISITION OF 98,010 SQ.FT. OF LAND FOR THE PURPOSE OF CONSTRUCTING AFFORDABLE HOUSING UNITS.
Funded Amount:	1,190,092.75	
Drawn Thru Program Year:	1,190,092.75	
Drawn In Program Year:	0.00	

Proposed Accomplishments

Housing Units : 10

Actual Accomplishments

Number assisted:	Owner		Renter		Total		Person	
	Total	Hispanic	Total	Hispanic	Total	Hispanic	Total	Hispanic
White:	0	0	0	0	0	0		0
Black/African American:	0	0	0	0	0	0	0	0
Asian:	0	0	0	0	0	0	0	0
American Indian/Alaskan Native:	0	0	0	0	0	0	0	0

Native Hawaiian/Other Pacific Islander:	0	0	0	0	0	0	0	0
American Indian/Alaskan Native & White:	0	0	0	0	0	0	0	0
Asian White:	0	0	0	0	0	0	0	0
Black/African American & White:	0	0	0	0	0	0	0	0
American Indian/Alaskan Native & Black/African American:	0	0	0	0	0	0	0	0
Other multi-racial:	0	0	0	0	0	0	0	0
Asian/Pacific Islander:	0	0	0	0	0	0	0	0
Hispanic:	0	0	0	0	0	0	0	0
Total:	0	0	0	0	0	0	0	0
Female-headed Households:	0		0		0			

Income Category:

	Owner	Renter	Total	Person
Extremely Low	0	0	0	0
Low Mod	0	0	0	0
Moderate	0	0	0	0
Non Low Moderate	0	0	0	0
Total	0	0	0	0

Percent Low/Mod

Annual Accomplishments

Years	Accomplishment Narrative	# Benefitting
2007	ACTIVITY IS UNDERWAY. INITIAL DEPOSIT FOR THE PURCHASE WAS TRANSFERRED TO MIAMI-DADE TRANSIT AGENCY. NEGOTIATING FINAL PURCHASE PRICE. THE ACQUISITION EXPECTED TO BE COMPLETED IN FY 2008.	
2008	ACTIVITY IS UNDERWAY. ADDITIONAL PERFORMANCE INFORMATION IS BEING COLLECTED.	
2010	PROJECT IS ONGOING. PLANS HAVE BEEN DEVELOPED AND APPROVED. ADDITIONAL FUNDS HAVE BEEN SECURED. CONSTRUCTION WILL BEGIN IN EARLY 2012.	
2011	PROJECT IS ONGOING. PLANS HAVE BEEN DEVELOPED AND APPROVED. ADDITIONAL FUNDS HAVE BEEN SECURED. CONSTRUCTION WILL BEGIN IN EARLY 2012.	

PGM Year:	2007
Project:	0085 - DYNAMIC COMMUNITY DEVELOPMENT CORP/ECONOMIC DEV. TECH. ASSIS
IDIS Activity:	4544 - DYNAMIC COMM. DEV. CORP/TECH. ASSISTANCE

Status:	Completed 7/31/2013 10:22:01 AM	Objective:	Create economic opportunities
Location:	3550 Biscayne Blvd Ste 304 Miami, FL 33137-3853	Outcome:	Sustainability
		Matrix Code:	ED Technical Assistance (18B)
		National Objective:	LMJ

Initial Funding Date: 11/15/2007

Financing

Funded Amount:	124,478.18
Drawn Thru Program Year:	124,478.18
Drawn In Program Year:	0.00

Description:

PROVIDE TECHNICAL ASSISTANCE TO 5 SMALL BUSINESSES IN THE MELROSE NRSA THROGH WORKSHOPS, NETWORKING, PARTNERSHIP WITH FINANCIAL INSTITUTIONS. AGENCY WILL CREATE 3 JOBS. \$521.82 recaptured as per non-substantial change memo dated October 11, 2011.

Proposed Accomplishments

Jobs : 3

Actual Accomplishments

Number assisted:

	Owner		Renter		Total		Person	
	Total	Hispanic	Total	Hispanic	Total	Hispanic	Total	Hispanic
White:	0	0	0	0	0	0	4	4
Black/African American:	0	0	0	0	0	0	0	0
Asian:	0	0	0	0	0	0	0	0
American Indian/Alaskan Native:	0	0	0	0	0	0	0	0
Native Hawaiian/Other Pacific Islander:	0	0	0	0	0	0	0	0
American Indian/Alaskan Native & White:	0	0	0	0	0	0	0	0
Asian White:	0	0	0	0	0	0	0	0
Black/African American & White:	0	0	0	0	0	0	0	0
American Indian/Alaskan Native & Black/African American:	0	0	0	0	0	0	0	0
Other multi-racial:	0	0	0	0	0	0	0	0
Asian/Pacific Islander:	0	0	0	0	0	0	0	0
Hispanic:	0	0	0	0	0	0	0	0
Total:	0	0	0	0	0	0	4	4
Female-headed Households:	0		0		0			

Income Category:

	Owner	Renter	Total	Person
Extremely Low	0	0	0	0
Low Mod	0	0	0	4
Moderate	0	0	0	0
Non Low Moderate	0	0	0	0
Total	0	0	0	4
Percent Low/Mod				100.0%

Annual Accomplishments

Years	Accomplishment Narrative	# Benefitting
-------	--------------------------	---------------

2008	4 jobs created.	
2010	Activity completed. Pending close out documentation.	
2011	Activity completed. Pending close out documentation.	

PGM Year:	2007
Project:	0091 - HAITIAN AMERICAN ALLIANCE YOUTH FOUNDATION/JOB CREATION
IDIS Activity:	4558 - HAITIAN AME. ALLIANCE FOUND/JOB CREATION

Status:	Open	Objective:	Create economic opportunities
Location:	8325 NE 2nd Ave Miami, FL 33138-3815	Outcome:	Sustainability
		Matrix Code:	ED Technical Assistance (18B)

National Objective: LMJ

Initial Funding Date: 12/05/2007

Financing

Description:

JOB CREATION OF 3 FULL-TIME JOBS THRU TECHNICAL ASSISTANCE IN DISTRICTS 2 AND 3.

Funded Amount: 6,290.60
 Drawn Thru Program Year: 6,290.60
 Drawn In Program Year: 0.00

Proposed Accomplishments

Jobs : 3

Actual Accomplishments

Number assisted:

	Owner		Renter		Total		Person	
	Total	Hispanic	Total	Hispanic	Total	Hispanic	Total	Hispanic
White:	0	0	0	0	0	0		0
Black/African American:	0	0	0	0	0	0	0	0
Asian:	0	0	0	0	0	0	0	0
American Indian/Alaskan Native:	0	0	0	0	0	0	0	0
Native Hawaiian/Other Pacific Islander:	0	0	0	0	0	0	0	0
American Indian/Alaskan Native & White:	0	0	0	0	0	0	0	0
Asian White:	0	0	0	0	0	0	0	0
Black/African American & White:	0	0	0	0	0	0	0	0
American Indian/Alaskan Native & Black/African American:	0	0	0	0	0	0	0	0
Other multi-racial:	0	0	0	0	0	0	0	0
Asian/Pacific Islander:	0	0	0	0	0	0	0	0
Hispanic:	0	0	0	0	0	0	0	0
Total:	0	0	0	0	0	0	0	0
Female-headed Households:	0		0		0			

Income Category:

	Owner	Renter	Total	Person
Extremely Low	0	0	0	0
Low Mod	0	0	0	0
Moderate	0	0	0	0
Non Low Moderate	0	0	0	0
Total	0	0	0	0
Percent Low/Mod				

Annual Accomplishments

Years	Accomplishment Narrative	# Benefitting
2007	ACTIVITY IS UNDERWAY. THE SCHEDULED END DATE IS SEPTEMBER 2008. ALL ACCOMPLISHMENTS WILL BE REPORTED AT THAT TIME.	
2008	ACTIVITY COMPLETED, AWAITING DIRECT BENFIT INFORMATION.	
2009	\$18,709.40 RECAPTURED AS PER RESOLUTION R-914-09.	
2010	Activity completed. Pending close out documentation..	
2011	Activity completed. Pending close out documentation..	

PGM Year:	2007
Project:	0094 - MD OCED/ED/MELROSE NRSA ECONOMIC DEV. INITIATIVE
IDIS Activity:	4565 - MD OCED/ED/MELROSE NRSA EC. DEV. INITIAT

Status:	Open	Objective:	Create economic opportunities
Location:	701 NW 1st St Miami, FL 33128-1440	Outcome:	Sustainability
		Matrix Code:	ED Direct Financial Assistance to For-Profits (18A)
		National Objective:	LMJ

Initial Funding Date:	01/08/2008	Description:	MELROSE NRSA ECONOMIC DEVELOPMENT INITIATIVE IS TO PROVIDE EVELOPMENT ASSISTANCE TO LOCAL BUSINESSES TO CREATE OR RETAIN5 JOBS.
Financing			
Funded Amount:	20,000.00		
Drawn Thru Program Year:	20,000.00		
Drawn In Program Year:	0.00		

Proposed Accomplishments

Jobs : 5

Actual Accomplishments

Number assisted:

	Owner		Renter		Total		Person	
	Total	Hispanic	Total	Hispanic	Total	Hispanic	Total	Hispanic
White:	0	0	0	0	0	0		0
Black/African American:	0	0	0	0	0	0	0	0
Asian:	0	0	0	0	0	0	0	0
American Indian/Alaskan Native:	0	0	0	0	0	0	0	0
Native Hawaiian/Other Pacific Islander:	0	0	0	0	0	0	0	0
American Indian/Alaskan Native & White:	0	0	0	0	0	0	0	0
Asian White:	0	0	0	0	0	0	0	0
Black/African American & White:	0	0	0	0	0	0	0	0
American Indian/Alaskan Native & Black/African American:	0	0	0	0	0	0	0	0
Other multi-racial:	0	0	0	0	0	0	0	0
Asian/Pacific Islander:	0	0	0	0	0	0	0	0
Hispanic:	0	0	0	0	0	0	0	0
Total:	0	0	0	0	0	0	0	0
Female-headed Households:	0		0		0			

Income Category:

	Owner	Renter	Total	Person
Extremely Low	0	0	0	0
Low Mod	0	0	0	0
Moderate	0	0	0	0
Non Low Moderate	0	0	0	0
Total	0	0	0	0
Percent Low/Mod				

Annual Accomplishments

Years	Accomplishment Narrative	# Benefitting
2008	ACTIVITY IS UNDERWAY. ADDITIONAL PERFORMANCE INFORMATION IS BEING COLLECTED.	
2009	\$100,000 RECAPTURED AS PER RESOLUTION R-914-09	
2010	ACTIVITY COMPLETED, PENDING COLLECTION OF CLOSEOUT DOCUMENTATION.	
2011	ACTIVITY COMPLETED, PENDING COLLECTION OF CLOSEOUT DOCUMENTATION.	

PGM Year:	2007
Project:	0099 - MIAMI-DADE HOUSING FINANCE AUTHORITY DEEP SUBSIDY PGM
IDIS Activity:	4570 - MD HFA/CDBG DEEP SUBSIDY PROGRAM

Status:	Open	Objective:	Provide decent affordable housing
Location:	25 W Flagler St Ste 950 Miami, FL 33130-1700	Outcome:	Affordability
		Matrix Code:	Direct Homeownership Assistance (13)
		National Objective:	LMH

Initial Funding Date:	02/13/2008	Description:	
Financing		PROVIDE FINANCIAL ASSISTANCE TO 40 ELIGIBLE FAMILIES IN THE FORM OF A FIRST MORTGAGE AT A BELOW MARKET INTEREST RATE.	
Funded Amount:	1,545,095.00	\$54,904.76 WERE RECAPTURED AS PER REOLUTION R-447-11.	
Drawn Thru Program Year:	1,545,095.00		
Drawn In Program Year:	0.00		

Proposed Accomplishments

Households (General) : 40

Actual Accomplishments

Number assisted:	Owner		Renter		Total		Person	
	Total	Hispanic	Total	Hispanic	Total	Hispanic	Total	Hispanic
White:	0	0	0	0	0	0		0
Black/African American:	0	0	0	0	0	0	0	0
Asian:	0	0	0	0	0	0	0	0
American Indian/Alaskan Native:	0	0	0	0	0	0	0	0
Native Hawaiian/Other Pacific Islander:	0	0	0	0	0	0	0	0
American Indian/Alaskan Native & White:	0	0	0	0	0	0	0	0
Asian White:	0	0	0	0	0	0	0	0
Black/African American & White:	0	0	0	0	0	0	0	0
American Indian/Alaskan Native & Black/African American:	0	0	0	0	0	0	0	0
Other multi-racial:	0	0	0	0	0	0	0	0
Asian/Pacific Islander:	0	0	0	0	0	0	0	0
Hispanic:	0	0	0	0	0	0	0	0
Total:	0	0	0	0	0	0	0	0
Female-headed Households:	0		0		0			
Income Category:								
	Owner	Renter	Total	Person				
Extremely Low	0	0	0	0				

Low Mod	0	0	0	0
Moderate	0	0	0	0
Non Low Moderate	0	0	0	0
Total	0	0	0	0
Percent Low/Mod				

Annual Accomplishments

Years	Accomplishment Narrative	# Benefitting
-------	--------------------------	---------------

2007	\$110,380 WERE EXPENDED ON THIS ACTIVITY AS OF 12/31/2007. ACTIVITY ON GOING.	
2008	PROVIDE FINANCIAL ASSISTANCE TO ELIGIBLE FAMILIES IN THE FORM OF FIRST MORTGAGE AT A BELOW MARKET INTEREST RATE.	
2010	Project on-going.	
2011	ACTIVITY COMPLETED, PENDING COLLECTION OF CLOSEOUT DOCUMENTATION.	

PGM Year: 2008

Project: 0001 - BROTHERS OF THE SAME MIND, INC./TECH. ASSIST. PROG.

IDIS Activity: 4593 - BROTHERS OF THE SAME MIND, INC./TECH. AS

Status: Open

Location: 6825 NW 15th Ave Miami, FL 33147-7121

Objective: Create economic opportunities

Outcome: Sustainability

Matrix Code: ED Technical Assistance (18B)

National Objective: LMJ

Initial Funding Date: 05/16/2008

Financing

Funded Amount: 9,462.00

Drawn Thru Program Year: 9,462.00

Drawn In Program Year: 0.00

Description:

PROVIDE TECHNICAL SSISTANCE AND WORKSHOPS TO BUSINESSES LOCATED WITHIN DISTRICTS 2 & 3, SO THEY MAY EMPLOY ONE EX-OFFENDERS.\$226.70 recapatured as per resolution R-1285-09.

\$10,311.30 were recaptured as per Resolution R-447-11

Proposed Accomplishments

Jobs : 1

Actual Accomplishments

Number assisted:

	Owner		Renter		Total		Person	
	Total	Hispanic	Total	Hispanic	Total	Hispanic	Total	Hispanic
White:	0	0	0	0	0	0		0
Black/African American:	0	0	0	0	0	0	3	0
Asian:	0	0	0	0	0	0	0	0
American Indian/Alaskan Native:	0	0	0	0	0	0	0	0
Native Hawaiian/Other Pacific Islander:	0	0	0	0	0	0	0	0
American Indian/Alaskan Native & White:	0	0	0	0	0	0	0	0
Asian White:	0	0	0	0	0	0	0	0
Black/African American & White:	0	0	0	0	0	0	0	0
American Indian/Alaskan Native & Black/African American:	0	0	0	0	0	0	0	0
Other multi-racial:	0	0	0	0	0	0	0	0
Asian/Pacific Islander:	0	0	0	0	0	0	0	0

Hispanic:	0	0	0	0	0	0	0	0
Total:	0	0	0	0	0	0	3	0
Female-headed Households:	0		0		0			

Income Category:

	Owner	Renter	Total	Person
Extremely Low	0	0	0	1
Low Mod	0	0	0	2
Moderate	0	0	0	0
Non Low Moderate	0	0	0	0
Total	0	0	0	3
Percent Low/Mod				100.0%

Annual Accomplishments

Years	Accomplishment Narrative	# Benefitting
2008	AGENCY CREATED 3 JOBS DURING THE YEAR.	
2009	Activity completed. Pending close out documentation..	
2010	Activity completed. Pending close out documentation	
2011	Activity completed. Pending close out documentation.	

PGM Year:	2008
Project:	0002 - BUSINESS AND TECHNOLOGY DEV. CORP., THE/CARRIE P. MEEK CTR.
IDIS Activity:	4594 - BUSINESS & TECH. DEV. CORP., THE/CARRIE

Status:	Open	Objective:	Create economic opportunities
Location:	301 Civic Ct Homestead, FL 33030-6001	Outcome:	Sustainability
		Matrix Code:	Micro-Enterprise Assistance (18C)
			National Objective: LMJ

Initial Funding Date: 05/16/2008

Financing

Funded Amount:	157,353.06
Drawn Thru Program Year:	157,353.06
Drawn In Program Year:	0.00

Description:
 BUSINESS INCUBATOR ASSISTING SMALL BUSINESS AND MICRO ENTREPRENEUTERS THROUGH WORKSHOPS AND TECHNICAL ASSISTANCE, SPACE FOR 9 BUSINESSES. IT WILL RESULT IN THE CREATION OF 6 JOBS.
 \$42,646.94 RECAPTURED AS PER RESO #67-11 ON 212011.

Proposed Accomplishments

Jobs : 6

Actual Accomplishments

Number assisted:	Owner		Renter		Total		Person	
	Total	Hispanic	Total	Hispanic	Total	Hispanic	Total	Hispanic
White:	0	0	0	0	0	0	2	1
Black/African American:	0	0	0	0	0	0	4	0
Asian:	0	0	0	0	0	0	0	0
American Indian/Alaskan Native:	0	0	0	0	0	0	0	0
Native Hawaiian/Other Pacific Islander:	0	0	0	0	0	0	0	0

American Indian/Alaskan Native & White:	0	0	0	0	0	0	0	0
Asian White:	0	0	0	0	0	0	0	0
Black/African American & White:	0	0	0	0	0	0	0	0
American Indian/Alaskan Native & Black/African American:	0	0	0	0	0	0	0	0
Other multi-racial:	0	0	0	0	0	0	0	0
Asian/Pacific Islander:	0	0	0	0	0	0	0	0
Hispanic:	0	0	0	0	0	0	0	0
Total:	0	0	0	0	0	0	6	1
Female-headed Households:	0		0		0			

Income Category:

	Owner	Renter	Total	Person
Extremely Low	0	0	0	0
Low Mod	0	0	0	6
Moderate	0	0	0	0
Non Low Moderate	0	0	0	0
Total	0	0	0	6
Percent Low/Mod				100.0%

Annual Accomplishments

Years	Accomplishment Narrative	# Benefitting
2008	IN 2008 HTE AGENCY PROVIDED TECHNICAL ASSISTANCE TO 754 BUSINESSES WITHIN DISTRICTS 8 AND 9 AND CREATED 6 JOBS.	
2009	(PY09) ACTIVITY REMAINS OPEN. 6 JOB CREATION FORMS WERE SUBMITTED. ACTIVITY CAN BE CLOSED PENDING FINANCIAL CLOSEOUT.	
2010	PROJECT IS COMPLETED. PENDING CLOSE OUT DOCUMENTATION	
2011	PROJECT IS COMPLETED. PENDING CLOSE OUT DOCUMENTATION	

PGM Year:	2008
Project:	0007 - DYNAMIC COMMUNITY DEVELOPMENT CORP.
IDIS Activity:	4599 - DYNAMIC COMMUNITY DEV. CORP./ECO. DEV.

Status:	Completed 7/26/2013 1:48:25 PM	Objective:	Create economic opportunities
Location:	3550 Biscayne Blvd Ste 304 Miami, FL 33137-3853	Outcome:	Sustainability
		Matrix Code:	ED Technical Assistance (18B)
		National Objective:	LMJ

Initial Funding Date: 05/16/2008

Financing

Funded Amount:	73,042.54
Drawn Thru Program Year:	73,042.54
Drawn In Program Year:	0.00

Description:

PROVIDE TECHNICAL ASSISTANCE TO SMALL BUSINESSES THROUGH WORKSHOPS, NETWORKING, PARTNERSHIPS WITH FINANCIAL ORGANIZATIONS, PUBLICATION OF NEWLETTERS.
WILL CREATE 2 JOBS.\$1,957.46 recaptured as per non-substantial change memo dated October 11, 2011.

Proposed Accomplishments

Jobs : 2

Actual Accomplishments

Number assisted:

	Owner		Renter		Total		Person	
	Total	Hispanic	Total	Hispanic	Total	Hispanic	Total	Hispanic
White:	0	0	0	0	0	0	2	2
Black/African American:	0	0	0	0	0	0	0	0
Asian:	0	0	0	0	0	0	0	0
American Indian/Alaskan Native:	0	0	0	0	0	0	0	0
Native Hawaiian/Other Pacific Islander:	0	0	0	0	0	0	0	0
American Indian/Alaskan Native & White:	0	0	0	0	0	0	0	0
Asian White:	0	0	0	0	0	0	0	0
Black/African American & White:	0	0	0	0	0	0	0	0
American Indian/Alaskan Native & Black/African American:	0	0	0	0	0	0	0	0
Other multi-racial:	0	0	0	0	0	0	0	0
Asian/Pacific Islander:	0	0	0	0	0	0	0	0
Hispanic:	0	0	0	0	0	0	0	0
Total:	0	0	0	0	0	0	2	2
Female-headed Households:	0		0		0			

Income Category:

	Owner	Renter	Total	Person
Extremely Low	0	0	0	0
Low Mod	0	0	0	2
Moderate	0	0	0	0
Non Low Moderate	0	0	0	0
Total	0	0	0	2
Percent Low/Mod				100.0%

Annual Accomplishments

Years	Accomplishment Narrative	# Benefitting	
2008	Activity completed. Created 2 jobs.		
2010	Activity completed. Pending close out documentation.		
2011	Activity completed. Pending close out documentation..		
PGM Year:	2008		
Project:	0010 - GAITA GARDENS 1254 NAD 1260 NW 59TH STREET CORP.		
IDIS Activity:	4602 - GAITA GDNS. 1254 AND 1260/GAITA GARDEN		
Status:	Open	Objective:	Provide decent affordable housing
Location:	407 Lincoln Rd Ste 312 Miami Beach, FL 33139-3038	Outcome:	Affordability
		Matrix Code:	Rehab; Multi-Unit Residential (14B)
		National Objective:	LMH

Initial Funding Date: 05/16/2008

Financing

Funded Amount: 1,179,138.20

Drawn Thru Program Year: 1,179,138.20

Drawn In Program Year: 0.00

Proposed Accomplishments

Housing Units : 12

Actual Accomplishments

Number assisted:

	Owner		Renter		Total		Person	
	Total	Hispanic	Total	Hispanic	Total	Hispanic	Total	Hispanic
White:	0	0	0	0	0	0		0
Black/African American:	0	0	0	0	0	0	0	0
Asian:	0	0	0	0	0	0	0	0
American Indian/Alaskan Native:	0	0	0	0	0	0	0	0
Native Hawaiian/Other Pacific Islander:	0	0	0	0	0	0	0	0
American Indian/Alaskan Native & White:	0	0	0	0	0	0	0	0
Asian White:	0	0	0	0	0	0	0	0
Black/African American & White:	0	0	0	0	0	0	0	0
American Indian/Alaskan Native & Black/African American:	0	0	0	0	0	0	0	0
Other multi-racial:	0	0	0	0	0	0	0	0
Asian/Pacific Islander:	0	0	0	0	0	0	0	0
Hispanic:	0	0	0	0	0	0	0	0
Total:	0	0	0	0	0	0	0	0
Female-headed Households:	0		0		0			

Income Category:

	Owner	Renter	Total	Person
Extremely Low	0	0	0	0
Low Mod	0	0	0	0
Moderate	0	0	0	0
Non Low Moderate	0	0	0	0
Total	0	0	0	0

Percent Low/Mod

Annual Accomplishments

Years	Accomplishment Narrative	# Benefitting
2008	PROJECT IS IN PRE-DEVELOPMENT STAGE.	
2009	FUNDING AMOUNT INCREASED BY \$1,805.68 AS PER MEMO DATED 8/31/2009 FOR PROFESSIONAL SERVICES TECHNICAL ASSISTANCE. (PY09) ACTIVITY REMAINS OPEN. AGENCY HAS COMPLETED APPROXIMATELY 60% OF MAJOR REHAB WORK.	
2010	Funding amount increased by \$15,626.77 as per memo dated 7/26/2010 for Professional Services Technical Assistance.Funding amount increased by \$14,213.62 as per memo dated 10/01/2010 for Professional Services Technical Assistance. Activity is under construction. Project is being reviewed DHCD's management for possible restructure fom homeownership to rental.	

Description:

SUBSTANTIAL REHAB AND CONDO CONVERSION OF GAITA GARDENS, 12 UNIT, COMPRISED OF 2 QUADRUPLEXES ON 1254 AND 1260 NW 59 ST.NON-SUBSTANTIAL CHANGE INCREASING THE UNITS TO 12 ON 8508.

Funding amount increased by \$7,196.25 as per memo dated 3242010 for Professional Services Technical Assistance.

Funding amount increased by \$7,051.81 as per memo dated 3232011 for professional Services Technical Assistance.

2011	PROJECT STALLED
------	-----------------

PGM Year:	2008
Project:	0015 - MARTIN LUTHER KING ECONOMIC DEVELOPMENT CORPORATION
IDIS Activity:	4607 - MARTIN LUTHER KING ECO. DEV. CORP./BUSIN

Status:	Completed 10/25/2013 11:08:12 AM	Objective:	Create economic opportunities
Location:	6114 NW 7th Ave Miami, FL 33127-1112	Outcome:	Sustainability
		Matrix Code:	ED Technical Assistance (18B)
		National Objective:	LMJ

Initial Funding Date:	05/16/2008	Description:
Financing		FOR THE ONGOING
Funded Amount:	102,363.43	5-UNIT BUSINESS INCUBATOR & PROVIDE TECHNICAL ASSISTANCE TO 7 CDBG FUNDED
Drawn Thru Program Year:	102,363.43	ECONOMIC DEVELOPMENT AGENCIES.
Drawn In Program Year:	0.00	THIS BUSINESS CENTER WILL ALSO CREATE 9 JOBS.
		\$2,636.57 recaptured as per non-substantial change memo dated October 11, 2011.

Proposed Accomplishments

Jobs : 9

Actual Accomplishments

Number assisted:

	Owner		Renter		Total		Person	
	Total	Hispanic	Total	Hispanic	Total	Hispanic	Total	Hispanic
White:	0	0	0	0	0	0		0
Black/African American:	0	0	0	0	0	0	5	0
Asian:	0	0	0	0	0	0	0	0
American Indian/Alaskan Native:	0	0	0	0	0	0	0	0
Native Hawaiian/Other Pacific Islander:	0	0	0	0	0	0	0	0
American Indian/Alaskan Native & White:	0	0	0	0	0	0	0	0
Asian White:	0	0	0	0	0	0	0	0
Black/African American & White:	0	0	0	0	0	0	0	0
American Indian/Alaskan Native & Black/African American:	0	0	0	0	0	0	0	0
Other multi-racial:	0	0	0	0	0	0	0	0
Asian/Pacific Islander:	0	0	0	0	0	0	0	0
Hispanic:	0	0	0	0	0	0	0	0
Total:	0	0	0	0	0	0	5	0
Female-headed Households:	0		0		0			

Income Category:

	Owner	Renter	Total	Person
Extremely Low	0	0	0	0
Low Mod	0	0	0	1
Moderate	0	0	0	4
Non Low Moderate	0	0	0	0
Total	0	0	0	5

Annual Accomplishments

Years	Accomplishment Narrative	# Benefitting
2008	MARTIN LUTHER KING INCUBATOR HAS CURRENTLY 4 SMALL BUSINESSES RESULTING IN 5 JOBS RETAINED. MLKEDC HAS PARTNERED WITH FLORIDA MEMORIAL UNIVERSITY TO OFFER INDIVIDUAL COUNSELING, BUSINESS PLAN PREPARATION AND PARTNERS FOR SELF EMPLOYMENT FOR ADDITIONAL TRAINING.	
2009	(PY09) ACTIVITY REMAINS OPEN. PENDING COLLECTION OF CLOSE-OUT DOCUMENTATION.	
2010	Activity completed. Pending close out documentation.	
2011	Activity completed. Pending close out documentation.	

PGM Year: 2008**Project:** 0016 - MIAMI BEACH COMMUNITY DEVELOPMENT CORPORATION, INC.**IDIS Activity:** 4608 - MIAMI BCH COMM DEV CORP, INC/HOUSING COU

Status: Completed 3/25/2013 7:52:45 AM

Location: 945 Pennsylvania Ave Miami Beach, FL 33139-5482

Objective: Create suitable living environments

Outcome: Availability/accessibility

Matrix Code: Public Services (General) (05)

National Objective: LMC

Initial Funding Date: 05/16/2008**Financing**

Funded Amount: 24,991.25

Drawn Thru Program Year: 24,991.25

Drawn In Program Year: 0.00

Description:

HOUSING COUNSELING SERVICES FOR 220 MORTGAGE READY INDIVIDUALS.
PROJECT LOCATED AT 945 PENNSYLVANIA AVENUE, MIAMI BEACH 33139.
\$8.75 recaptured as per resolution # R67-11.

Proposed Accomplishments

People (General) : 50

Actual Accomplishments*Number assisted:*

	Owner		Renter		Total		Person	
	Total	Hispanic	Total	Hispanic	Total	Hispanic	Total	Hispanic
White:	0	0	0	0	0	0	30	23
Black/African American:	0	0	0	0	0	0	19	5
Asian:	0	0	0	0	0	0	0	0
American Indian/Alaskan Native:	0	0	0	0	0	0	0	0
Native Hawaiian/Other Pacific Islander:	0	0	0	0	0	0	0	0
American Indian/Alaskan Native & White:	0	0	0	0	0	0	0	0
Asian White:	0	0	0	0	0	0	0	0
Black/African American & White:	0	0	0	0	0	0	0	0
American Indian/Alaskan Native & Black/African American:	0	0	0	0	0	0	0	0
Other multi-racial:	0	0	0	0	0	0	1	0
Asian/Pacific Islander:	0	0	0	0	0	0	0	0
Hispanic:	0	0	0	0	0	0	0	0
Total:	0	0	0	0	0	0	50	28
Female-headed Households:	0		0		0			

Income Category:

	Owner	Renter	Total	Person
Extremely Low	0	0	0	13
Low Mod	0	0	0	33
Moderate	0	0	0	4
Non Low Moderate	0	0	0	0
Total	0	0	0	50
Percent Low/Mod				100.0%

Annual Accomplishments

Years	Accomplishment Narrative	# Benefitting
2008	PROVIDED HOUSING COUNSELING TO 50 PEOPLE.	
2010	PROJECT IS COMPLETED. PENDING CLOSE OUT DOCUMENTATION	
2011	PROJECT IS COMPLETED. PENDING CLOSE OUT DOCUMENTATION	

PGM Year: 2008

Project: 0018 - MIAMI DADE HEALTH DEPARTMENT {FLORIDA DEPT. OF HEALTH}

IDIS Activity: 4610 - MIAMI DADE HEALTH DEPT./IMMUNIZATION VAN

Status: Completed 2/27/2013 1:36:57 PM

Location: 8323 NW 12th St Ste 212 Doral, FL 33126-1840

Objective: Create suitable living environments

Outcome: Availability/accessibility

Matrix Code: Health Services (05M)

National Objective: LMC

Initial Funding Date: 05/16/2008

Financing

Funded Amount: 66,524.11

Drawn Thru Program Year: 66,524.11

Drawn In Program Year: 0.00

Description:

BASED UPON THE NEED OF THE COMMUNITY REQUEST, THE IMMUNIZATION VAN WILL GO TO VARIOUS LOCATIONS AND PROVIDE IMMUNIZATIONS TO 2,400 CHILDREN AND ADULTS.

Proposed Accomplishments

People (General) : 2,400

Actual Accomplishments

Number assisted:

	Owner		Renter		Total		Person	
	Total	Hispanic	Total	Hispanic	Total	Hispanic	Total	Hispanic
White:	0	0	0	0	0	0	1,776	0
Black/African American:	0	0	0	0	0	0	389	0
Asian:	0	0	0	0	0	0	68	0
American Indian/Alaskan Native:	0	0	0	0	0	0	0	0
Native Hawaiian/Other Pacific Islander:	0	0	0	0	0	0	0	0
American Indian/Alaskan Native & White:	0	0	0	0	0	0	0	0
Asian White:	0	0	0	0	0	0	50	0
Black/African American & White:	0	0	0	0	0	0	0	0
American Indian/Alaskan Native & Black/African American:	0	0	0	0	0	0	0	0
Other multi-racial:	0	0	0	0	0	0	72	0
Asian/Pacific Islander:	0	0	0	0	0	0	0	0

Hispanic:	0	0	0	0	0	0	0	0
Total:	0	0	0	0	0	0	2,355	0

Female-headed Households: 0 0 0 0 0 0 0 0 0

Income Category:

	Owner	Renter	Total	Person
Extremely Low	0	0	0	0
Low Mod	0	0	0	2,355
Moderate	0	0	0	0
Non Low Moderate	0	0	0	0
Total	0	0	0	2,355
Percent Low/Mod				100.0%

Annual Accomplishments

Years	Accomplishment Narrative	# Benefitting
2008	PROVIDED IMMUNIZATIONS TO 2,355 CHILDREN AND ADULTS. UNEXPENDED FUNDS TO BE RECAPTURED.	
2009	\$7,475.92 RECAPTURED AS PER RESOLUTION R-914-09. (PY09) ACTIVITY REMAINS OPEN. PENDING COLLECTION OF CLOSE-OUT INFORMAITON. WILL REQUIRE AN AMENDMENT TO ADJUST PROPOSED UNITS.	
2010	Project completed. Pending documentation.	
2011	Project completed. Pending documentation.	

PGM Year: 2008
Project: 0019 - MIAMI-DADE COMMUNITY ACTION AGENCY
IDIS Activity: 4611 - MIAMI-DADE COMMUNITY ACTION AGENCY/PAINT

Status: Completed 2/21/2013 9:17:46 AM Objective: Create suitable living environments
Location: 701 NW 1st Ct Miami, FL 33136-3902 Outcome: Availability/accessibility
Matrix Code: Rehab; Multi-Unit Residential (14B) National Objective: LMH

Initial Funding Date: 05/19/2008 **Description:**
Financing COUNTY DEPARTMENT WILL PROVIDE FREE PAINT AND SUPPLIES TO 50 LOWMOD INCOME HOMEOWNERS AND ACTUAL PAINTING ASSISTANCE IN THE CDBG ELIGIBLE AREAS.
Funded Amount: 187,999.27
Drawn Thru Program Year: 187,999.27
Drawn In Program Year: 0.00

Proposed Accomplishments

Housing Units : 50

Actual Accomplishments

<i>Number assisted:</i>	Owner		Renter		Total		Person	
	Total	Hispanic	Total	Hispanic	Total	Hispanic	Total	Hispanic
White:	2	0	0	0	2	0	0	0
Black/African American:	35	0	0	0	35	0	0	0
Asian:	0	0	0	0	0	0	0	0
American Indian/Alaskan Native:	0	0	0	0	0	0	0	0

Native Hawaiian/Other Pacific Islander:	0	0	0	0	0	0	0	0
American Indian/Alaskan Native & White:	0	0	0	0	0	0	0	0
Asian White:	0	0	0	0	0	0	0	0
Black/African American & White:	0	0	0	0	0	0	0	0
American Indian/Alaskan Native & Black/African American:	0	0	0	0	0	0	0	0
Other multi-racial:	0	0	0	0	0	0	0	0
Asian/Pacific Islander:	0	0	0	0	0	0	0	0
Hispanic:	0	0	0	0	0	0	0	0
Total:	37	0	0	0	37	0	0	0

Female-headed Households: 0 0 0

Income Category:

	Owner	Renter	Total	Person
Extremely Low	0	0	0	0
Low Mod	35	0	35	0
Moderate	2	0	2	0
Non Low Moderate	0	0	0	0
Total	37	0	37	0
Percent Low/Mod	100.0%		100.0%	

Annual Accomplishments

Years	Accomplishment Narrative	# Benefitting
2008	ASSISTED 45 SINGLE FAMILY HOMES WITH EXTERIOR PAINTING.	
2009	(PY09) ACIVITY REMAINS OPEN. PROGRAMMATIC PORTION OF ACTIVITY COMPLETED. CLOSE-OUT PENDING COLLECTION OF ADDITIONAL PERFORMANCE DOCUMENTATION.	
	\$0.73 RECAPTURED AS PER RESOLUTION 1285-09.	
2010	Project completed. Pending documentation.	
2011	Project completed. Pending documentation.	

PGM Year: 2008
Project: 0020 - MIAMI-DADE COMMUNITY ACTION AGENCY
IDIS Activity: 4612 - MD COMMUNITY ACTION AGENCY/ELDERLY

Status: Completed 6/26/2013 10:28:39 AM

Location: 2390 NW 86th St Miami, FL 33147-4149

Objective: Create suitable living environments

Outcome: Availability/accessibility

Matrix Code: Rehab; Single-Unit Residential (14A) National Objective: LMH

Initial Funding Date: 05/16/2008

Financing

Funded Amount: 99,999.77

Drawn Thru Program Year: 99,999.77

Drawn In Program Year: 0.00

Description:

THE PROGRAM WILL PROVIDE FOR MODERATE HOME REHABILITATION ACTIVITIES TO 5 LOW-TO- MODERATE INCOME HOUSEHOLDS THROUGHOUT MIAMI-DADE COUNTY.\$0.23 recaptured as per non-substantial change memo dated October 11, 2011.

Proposed Accomplishments

Housing Units : 5

Actual Accomplishments

Number assisted:

	Owner		Renter		Total		Person	
	Total	Hispanic	Total	Hispanic	Total	Hispanic	Total	Hispanic
White:	1	1	0	0	1	1	0	0
Black/African American:	5	0	0	0	5	0	0	0
Asian:	0	0	0	0	0	0	0	0
American Indian/Alaskan Native:	0	0	0	0	0	0	0	0
Native Hawaiian/Other Pacific Islander:	0	0	0	0	0	0	0	0
American Indian/Alaskan Native & White:	0	0	0	0	0	0	0	0
Asian White:	0	0	0	0	0	0	0	0
Black/African American & White:	0	0	0	0	0	0	0	0
American Indian/Alaskan Native & Black/African American:	0	0	0	0	0	0	0	0
Other multi-racial:	0	0	0	0	0	0	0	0
Asian/Pacific Islander:	0	0	0	0	0	0	0	0
Hispanic:	0	0	0	0	0	0	0	0
Total:	6	1	0	0	6	1	0	0
Female-headed Households:	0		0		0			

Income Category:

	Owner	Renter	Total	Person
Extremely Low	4	0	4	0
Low Mod	2	0	2	0
Moderate	0	0	0	0
Non Low Moderate	0	0	0	0
Total	6	0	6	0
Percent Low/Mod	100.0%		100.0%	

Annual Accomplishments

Years	Accomplishment Narrative	# Benefitting
2008	THREE ENVIRONMENTALS APPROVED.	
2010	Project completed. Pending documentation.	
2011	Project completed. Pending documentation.	

PGM Year: 2008
Project: 0025 - MIAMI-DADE DEPARTMENT OF HUMAN SERVICES
IDIS Activity: 4617 - MIAMI-DADE DEPT. OF HUM. SVCS./TENANT-BA

Status:	Completed 3/13/2013 1:34:03 PM	Objective:	Create suitable living environments
Location:	2525 NW 62nd St Miami, FL 33147-7716	Outcome:	Availability/accessibility
		Matrix Code:	Subsistence Payment (05Q)
		National Objective:	LMC

Initial Funding Date: 05/16/2008

Financing

Funded Amount: 199,982.00

Drawn Thru Program Year: 199,982.00

Drawn In Program Year: 0.00

Description:

PROVISION OF TENANT-BASED RENTAL ASSISTANCE TO HELP INDIVIDUAL HOUSEHOLDS AFFORD HOUSING COSTS SUCH AS RENT, UTILITY COSTS, SECURITY DEPOSITS, ANDOR UTILITY DEPOSITS.

Proposed Accomplishments

People (General) : 1,000

Actual Accomplishments

Number assisted:

	Owner		Renter		Total		Person	
	Total	Hispanic	Total	Hispanic	Total	Hispanic	Total	Hispanic
White:	0	0	0	0	0	0	16	0
Black/African American:	0	0	0	0	0	0	179	59
Asian:	0	0	0	0	0	0	0	0
American Indian/Alaskan Native:	0	0	0	0	0	0	0	0
Native Hawaiian/Other Pacific Islander:	0	0	0	0	0	0	0	0
American Indian/Alaskan Native & White:	0	0	0	0	0	0	0	0
Asian White:	0	0	0	0	0	0	0	0
Black/African American & White:	0	0	0	0	0	0	0	0
American Indian/Alaskan Native & Black/African American:	0	0	0	0	0	0	0	0
Other multi-racial:	0	0	0	0	0	0	0	0
Asian/Pacific Islander:	0	0	0	0	0	0	0	0
Hispanic:	0	0	0	0	0	0	0	0
Total:	0	0	0	0	0	0	195	59
Female-headed Households:	0		0		0			

Income Category:

	Owner	Renter	Total	Person
Extremely Low	0	0	0	0
Low Mod	0	0	0	0
Moderate	0	0	0	195
Non Low Moderate	0	0	0	0
Total	0	0	0	195
Percent Low/Mod				100.0%

Annual Accomplishments

Years	Accomplishment Narrative	# Benefitting
2008	PROVIDED TENANT BASED RENTAL ASSISTANCE TO LOW AND MODERATE INCOME PEOPLE. \$18.00 recaptured as per resolution R-914-09 on 6-30-2009.	
2009	(PY09) ACTIVITY REMAINS OPEN. PENDING COLLECTION OF CLOSE-OUT DOCUMENTATION.	
2010	Project completed. Pending documentation.	
2011	Project completed. Pending documentation.	

PGM Year: 2008
Project: 0031 - MIAMI-DADE OFFICE OF COMMUNITY AND ECO. DEV./ED DIVISION
IDIS Activity: 4623 - MD OFF. OF COMM. & ECON. DEV./ENTERPRISE

Status: Completed 7/18/2013 11:34:31 AM
Location: 701 NW 1st Ct Fl 14 Miami, FL 33136-3924

Objective: Create economic opportunities
Outcome: Sustainability
Matrix Code: ED Direct Financial Assistance to For-Profits (18A) National Objective: LMJ

Initial Funding Date: 05/19/2008

Financing

Funded Amount: 106,545.10
Drawn Thru Program Year: 106,545.10
Drawn In Program Year: 0.00

Description:

ACTIVITY WILL CREATE A MINIMUM OF 100 JOBS.
ASSIST A MINIMUM OF 60 BUSINESSES IN CDBG ELIGIBLE ENTERPRISE ZONE AREAS TO
PROMOTE BUSINESS ATTRACTION AND EXPANSION.
\$76,454.90 was recaptured as per Resolution R-782-11 dated October 4th 2011.

Proposed Accomplishments

Jobs : 100

Actual Accomplishments

Number assisted:

	Owner		Renter		Total		Person	
	Total	Hispanic	Total	Hispanic	Total	Hispanic	Total	Hispanic
White:	0	0	0	0	0	0		0
Black/African American:	0	0	0	0	0	0	3	0
Asian:	0	0	0	0	0	0	0	0
American Indian/Alaskan Native:	0	0	0	0	0	0	0	0
Native Hawaiian/Other Pacific Islander:	0	0	0	0	0	0	0	0
American Indian/Alaskan Native & White:	0	0	0	0	0	0	0	0
Asian White:	0	0	0	0	0	0	0	0
Black/African American & White:	0	0	0	0	0	0	0	0
American Indian/Alaskan Native & Black/African American:	0	0	0	0	0	0	0	0
Other multi-racial:	0	0	0	0	0	0	0	0
Asian/Pacific Islander:	0	0	0	0	0	0	0	0
Hispanic:	0	0	0	0	0	0	0	0
Total:	0	0	0	0	0	0	3	0

Female-headed Households: 0 0 0

Income Category:

	Owner	Renter	Total	Person
Extremely Low	0	0	0	0
Low Mod	0	0	0	3
Moderate	0	0	0	0
Non Low Moderate	0	0	0	0
Total	0	0	0	3
Percent Low/Mod				100.0%

Annual Accomplishments

Years	Accomplishment Narrative	# Benefitting
2008	ACTIVITY IS UNDERWAY. ADDITIONAL PERFORMANCE INFORMATION IS BEING COLLECTED.	
2009	(PY09) ACTIVITY REMAINS OPEN. PENDING COLLECTION OF CLOSE-OUT DOCUMENTATION.	
2010	ACTIVITY REMAINS OPEN. PENDING COLLECTION OF CLOSE-OUT DOCUMENTATION.	
2011	ACTIVITY REMAINS OPEN. PENDING COLLECTION OF CLOSE-OUT DOCUMENTATION.	

PGM Year: 2008
Project: 0032 - MIAMI-DADE OFFICE OF COMMUNITY AND ECONOMIC DEV./ED DIVISION
IDIS Activity: 4624 - MD OCED/MICRO LOAN/TUAS/TOOLS FOR CHANGE

Status: Completed 7/19/2013 1:53:28 PM

Location: 5800 NW 7th Ave Miami, FL 33127-1100

Objective: Create economic opportunities

Outcome: Sustainability

Matrix Code: ED Direct Financial Assistance to For-Profits (18A)

National Objective: LMJ

Initial Funding Date: 05/19/2008

Financing

Funded Amount: 48,771.40

Drawn Thru Program Year: 48,771.40

Drawn In Program Year: 0.00

Description:

PROVIDE MICRO-LOANS TO LOW-MODERATE INCOME INDIVIDUALS WHO EITHER LACK OR HAVE INADEQUATE FINANCING RESOURCES TO START-UP OR EXPAND 10 MICRO ENTERPRISE BUSINESSES IN TUAS.

\$1,228.60 recaptured as per non-substantial change memo dated October 11, 2011.

Proposed Accomplishments

Jobs : 2

Actual Accomplishments

Number assisted:

	Owner		Renter		Total		Person	
	Total	Hispanic	Total	Hispanic	Total	Hispanic	Total	Hispanic
White:	0	0	0	0	0	0		0
Black/African American:	0	0	0	0	0	0	5	0
Asian:	0	0	0	0	0	0	0	0
American Indian/Alaskan Native:	0	0	0	0	0	0	0	0
Native Hawaiian/Other Pacific Islander:	0	0	0	0	0	0	0	0
American Indian/Alaskan Native & White:	0	0	0	0	0	0	0	0
Asian White:	0	0	0	0	0	0	0	0
Black/African American & White:	0	0	0	0	0	0	0	0
American Indian/Alaskan Native & Black/African American:	0	0	0	0	0	0	0	0
Other multi-racial:	0	0	0	0	0	0	0	0
Asian/Pacific Islander:	0	0	0	0	0	0	0	0
Hispanic:	0	0	0	0	0	0	0	0
Total:	0	0	0	0	0	0	5	0
Female-headed Households:	0		0		0			

Income Category:

	Owner	Renter	Total	Person
Extremely Low	0	0	0	3

Low Mod	0	0	0	2
Moderate	0	0	0	0
Non Low Moderate	0	0	0	0
Total	0	0	0	5
Percent Low/Mod				100.0%

Annual Accomplishments

Years	Accomplishment Narrative	# Benefitting
2008	ACTIVITY IS UNDERWAY. ADDITIONAL PERFORMANCE INFORMATION IS BEING COLLECTED.	
2009	(PY09) ACTIVITY REMAINS OPEN. PENDING COLLECTION OF CLOSE-OUT DOCUMENTATION.	
2010	Activity completed. Pending close out documentation.	
2011	Activity completed. Pending close out documentation. Created 5 jobs.	

PGM Year:	2008
Project:	0033 - MIAMI-DADE OFFICE OF COMMUNITY AND ECONOMIC DEV./ED DIVISION
IDIS Activity:	4625 - MD OCED/MICRO LOAN/NON TUAS/TOOLS FOR CH

Status: Completed 7/19/2013 1:58:23 PM
Location: 5800 NW 7th Ave Miami, FL 33127-1100

Objective: Create economic opportunities
Outcome: Sustainability
Matrix Code: ED Direct Financial Assistance to For-Profits (18A) National Objective: LMJ

Initial Funding Date: 05/19/2008

Financing

Funded Amount: 48,736.58
Drawn Thru Program Year: 48,736.58
Drawn In Program Year: 0.00

Description:

PROVISION MICRO-LOANS TO LOW-MODERATE INCOME INDIVIDUALS WHO EITHER LACK OR HAVE INADEQUATE FINANCING RESOURCES TO START-UP OR EXPAND 10 MICRO-ENTERPRISE BUSINESSES COUNTY WIDE.
\$1,263.42 recaptured as per non-substantial change memo dated October 11, 2011.

Proposed Accomplishments

Jobs : 1

Actual Accomplishments

Number assisted:

	Owner		Renter		Total		Person	
	Total	Hispanic	Total	Hispanic	Total	Hispanic	Total	Hispanic
White:	0	0	0	0	0	0		0
Black/African American:	0	0	0	0	0	0	3	0
Asian:	0	0	0	0	0	0	0	0
American Indian/Alaskan Native:	0	0	0	0	0	0	0	0
Native Hawaiian/Other Pacific Islander:	0	0	0	0	0	0	0	0
American Indian/Alaskan Native & White:	0	0	0	0	0	0	0	0
Asian White:	0	0	0	0	0	0	0	0
Black/African American & White:	0	0	0	0	0	0	0	0
American Indian/Alaskan Native & Black/African American:	0	0	0	0	0	0	0	0
Other multi-racial:	0	0	0	0	0	0	0	0
Asian/Pacific Islander:	0	0	0	0	0	0	0	0

Hispanic:	0	0	0	0	0	0	0	0
Total:	0	0	0	0	0	0	3	0

Female-headed Households:	0	0	0	0	0	0	0	0
---------------------------	---	---	---	---	---	---	---	---

<i>Income Category:</i>				
	Owner	Renter	Total	Person
Extremely Low	0	0	0	3
Low Mod	0	0	0	0
Moderate	0	0	0	0
Non Low Moderate	0	0	0	0
Total	0	0	0	3
Percent Low/Mod				100.0%

Annual Accomplishments

Years	Accomplishment Narrative	# Benefitting
2008	ACTIVITY IS UNDERWAY. ADDITIONAL PERFORMANCE INFORMATION IS BEING COLLECTED.	
2009	(PY09) ACTIVITY REMAINS OPEN. PENDING COLLECTION OF CLOSE-OUT DOCUMENTATION. Created 3 jobs.	
2010	Activity completed. Pending close out documentation..	

PGM Year:	2008
Project:	0034 - MIAMI-DADE OFFICE OF COMMUNITY AND ECONOMIC DEV./UD DIVISION
IDIS Activity:	4626 - MD OFF. OF COMM. & ECO. DEV./BUILDING IN

Status:	Open	Objective:	Provide decent affordable housing
Location:	701 NW 1st Ct Fl 14 Miami, FL 33136-3924	Outcome:	Affordability
		Matrix Code:	Disposition (02)
			National Objective: LMH

Initial Funding Date:	05/20/2008	Description:
Financing		PROVIDE ONGOING
Funded Amount:	134,979.40	MAINTENANCE SUCH AS GRASS CUTTING AND BOARD-UP OF VACANT PROPERTIES AND
Drawn Thru Program Year:	134,979.40	EMERGENCY SERVICES TO OCCUPIED STRUCTURES.
Drawn In Program Year:	0.00	APPROXIMATELY 175 PROPERTIES.

Proposed Accomplishments

Housing Units : 175

Actual Accomplishments

<i>Number assisted:</i>	Owner		Renter		Total		Person	
	Total	Hispanic	Total	Hispanic	Total	Hispanic	Total	Hispanic
White:	0	0	0	0	0	0		0
Black/African American:	0	0	0	0	0	0	0	0
Asian:	0	0	0	0	0	0	0	0
American Indian/Alaskan Native:	0	0	0	0	0	0	0	0
Native Hawaiian/Other Pacific Islander:	0	0	0	0	0	0	0	0

American Indian/Alaskan Native & White:	0	0	0	0	0	0	0	0
Asian White:	0	0	0	0	0	0	0	0
Black/African American & White:	0	0	0	0	0	0	0	0
American Indian/Alaskan Native & Black/African American:	0	0	0	0	0	0	0	0
Other multi-racial:	0	0	0	0	0	0	0	0
Asian/Pacific Islander:	0	0	0	0	0	0	0	0
Hispanic:	0	0	0	0	0	0	0	0
Total:	0	0	0	0	0	0	0	0
Female-headed Households:	0		0		0			

Income Category:

	Owner	Renter	Total	Person
Extremely Low	0	0	0	0
Low Mod	0	0	0	0
Moderate	0	0	0	0
Non Low Moderate	0	0	0	0
Total	0	0	0	0

Percent Low/Mod

Annual Accomplishments

Years	Accomplishment Narrative	# Benefitting
2008	ACTIVITY IS UNDERWAY. ADDITIONAL PERFORMANCE INFORMATION IS BEING COLLECTED.	
2010	PROJECT ON-GOING.	
2011	Project is on-going	

PGM Year: 2008
Project: 0035 - MIAMI-DADE TEAM METRO
IDIS Activity: 4627 - MIAMI-DADE TEAM METRO/GRAFFITI REMOVAL

Status: Completed 2/28/2013 10:52:40 AM

Location: 111 NW 1st St Ste 1470 Miami, FL 33128-1919

Objective: Create suitable living environments

Outcome: Availability/accessibility

Matrix Code: Code Enforcement (15)

National Objective: LMA

Initial Funding Date: 05/20/2008

Financing

Funded Amount: 233,000.00

Drawn Thru Program Year: 233,000.00

Drawn In Program Year: 0.00

Description:

TEAM METRO AS A SERVICE DELIVERY COST WILL IMPLEMENT THE REMOVAL OF GRAFFITI (175 VIOLATIONS) FROM PROPERTY IN CDBG ELIGIBLE LOW-AND-MODERATE AREAS.

Proposed Accomplishments

Housing Units : 175

Total Population in Service Area: 68

Census Tract Percent Low / Mod: 100.00

Annual Accomplishments

2008	EXCEEDED OBJECTIVE SERVING 200 VIOLATIONS. ACTIVITY IS COMPLETED.
2009	(PY09) ACTIVITY REMAINS OPEN. PENDING CLOSE-OUT DOCUMENTATION AND FINANCIAL CLOSE-OUT.
2010	Project completed. Pending documentation.
2011	Project completed. Pending documentation.

PGM Year:	2008
Project:	0037 - NEIGHBORS AND NEIGHBORS ASSOCIATION, INC.
IDIS Activity:	4629 - NEIGHBORS & NEIGHBORS ASSOC., INC./TECHN

Status:	Completed 11/21/2013 11:37:58 AM	Objective:	Create economic opportunities
Location:	180 NW 62nd St Miami, FL 33150-4543	Outcome:	Sustainability
		Matrix Code:	ED Technical Assistance (18B)
		National Objective:	LMJ

Initial Funding Date:	05/19/2008	Description:	
Financing		CREATE 5 JOBS BY PROVIDING DIRECT TECHNICAL ASSISTANCE TO 300 SMALL MOM AND POP BUSINESSES THROUGHOUT MIAMI-DADE COUNTY AS WELL AS PROVIDE MICRO LOANS.	
Funded Amount:	249,998.87		
Drawn Thru Program Year:	249,998.87		
Drawn In Program Year:	0.00		

Proposed Accomplishments

Jobs : 5

Actual Accomplishments

Number assisted:	Owner		Renter		Total		Person	
	Total	Hispanic	Total	Hispanic	Total	Hispanic	Total	Hispanic
White:	0	0	0	0	0	0	7	4
Black/African American:	0	0	0	0	0	0	3	0
Asian:	0	0	0	0	0	0	0	0
American Indian/Alaskan Native:	0	0	0	0	0	0	0	0
Native Hawaiian/Other Pacific Islander:	0	0	0	0	0	0	0	0
American Indian/Alaskan Native & White:	0	0	0	0	0	0	0	0
Asian White:	0	0	0	0	0	0	0	0
Black/African American & White:	0	0	0	0	0	0	0	0
American Indian/Alaskan Native & Black/African American:	0	0	0	0	0	0	0	0
Other multi-racial:	0	0	0	0	0	0	0	0
Asian/Pacific Islander:	0	0	0	0	0	0	0	0
Hispanic:	0	0	0	0	0	0	0	0
Total:	0	0	0	0	0	0	10	4
Female-headed Households:	0		0		0			

Income Category:	Owner	Renter	Total	Person
Extremely Low	0	0	0	2
Low Mod	0	0	0	8

Moderate	0	0	0	0
Non Low Moderate	0	0	0	0
Total	0	0	0	10
Percent Low/Mod				100.0%

Annual Accomplishments

Years	Accomplishment Narrative	# Benefitting
2008	THREE OR FOUR CRP PROJECTS ARE 50-80% COMPLETED.	
2009	(PY09) ACTIVITY REMAINS OPEN. PENDING COLLECTION OF CLOSE-OUT DOCUMENTATION.	
2010	ACTIVITY REMAINS OPEN. PENDING COLLECTION OF CLOSE-OUT DOCUMENTATION.	
2011	ACTIVITY REMAINS OPEN. PENDING COLLECTION OF CLOSE-OUT DOCUMENTATION. Created 6 jobs and retained 4 jobs.	

PGM Year: 2008

Project: 0039 - OPA-LOCKA CDC WESTVIEW TERRACE, LLC

IDIS Activity: 4631 - OLCDC- KING TERRACE APARTMENTS FKA WESTVIEW TERRACE, LLC/WESTVIEW TER

Status: Completed 1/30/2014 9:04:39 AM

Location: 490 Opa Locka Blvd Ste 20 Opa Locka, FL 33054-3563

Objective: Provide decent affordable housing

Outcome: Affordability

Matrix Code: Rehab; Multi-Unit Residential (14B)

National Objective: LMH

Initial Funding Date: 09/29/2009

Financing

Funded Amount: 22,500.00

Drawn Thru Program Year: 22,500.00

Drawn In Program Year: 0.00

Description:

ACQUISITION, EXTENSIVE REHABILITATION AND OPERATIONS OF A 337 MULTIFAMILY RENTAL HOUSING AND 84 HOMEOWNERSHIP UNITS.
LOCATED AT 12501 NW 27TH AVENUE.
\$52,500 recaptured as per resolution #R67-11 dated 212011.

Proposed Accomplishments

Actual Accomplishments

Number assisted:

	Owner		Renter		Total		Person	
	Total	Hispanic	Total	Hispanic	Total	Hispanic	Total	Hispanic
White:	0	0	0	0	0	0		0
Black/African American:	0	0	0	0	0	0	0	0
Asian:	0	0	0	0	0	0	0	0
American Indian/Alaskan Native:	0	0	0	0	0	0	0	0
Native Hawaiian/Other Pacific Islander:	0	0	0	0	0	0	0	0
American Indian/Alaskan Native & White:	0	0	0	0	0	0	0	0
Asian White:	0	0	0	0	0	0	0	0
Black/African American & White:	0	0	0	0	0	0	0	0
American Indian/Alaskan Native & Black/African American:	0	0	0	0	0	0	0	0
Other multi-racial:	0	0	0	0	0	0	0	0
Asian/Pacific Islander:	0	0	0	0	0	0	0	0
Hispanic:	0	0	0	0	0	0	0	0
Total:	0	0	0	0	0	0	0	0

Female-headed Households: 0 0 0

Income Category:

	Owner	Renter	Total	Person
Extremely Low	0	0	0	0
Low Mod	0	0	0	0
Moderate	0	0	0	0
Non Low Moderate	0	0	0	0
Total	0	0	0	0
Percent Low/Mod				

Annual Accomplishments

Years	Accomplishment Narrative	# Benefitting
2008	ENVIORNMENTAL REVIEW COMPLETED. BUILDING PERMITS OBTAINED.	
2009	(P09) FORECLOSURE NOTICE WAS ISSUED BY FIRST MORTGAGE LENDER AND OPERATIONS ARE BEING HANDLED BY RECEIVER. AGENCY IN PROCESS OF CLOSING OUT ALL FINANCING WITH MIAMI-DADE COUNTY FOR WORK COMPLETED PRIOR TO RECEIVERSHIP. PROJECT IS BEING MONITORED CLOSELY. PENDING DOCUMENTATION ON ACCOMPLISHMENTS. ACTIVITY REMAINS OPEN.	
2010	PROJECT WAS NOT FEASIBLE AS REHABILITATION PROJECT. THE AGENCY WAS NOT ABLE TO COMPLETE THE PROJECT. THE PROJECT WILL BE RE0CONSTRUCTED AS KING TERRACE WITH 300 NEW RENTAL UNITS WITH A NEW DEVELOPMENT TEAM. ALL TENANTS HAVE BEEN RELOCATED. THE SITE DEMOLISHED AND \$17 MILLION NSP FUNDS MADE AVAILABLE.RECONSTRUCTION WILL BEGIN IN JULY 2011.	
2011	Project is on-going.	
2013	The activity is completed, the new name is King Terrace Apartments. Accomplishments are reported on activity # 4519.	

PGM Year: 2008
Project: 0040 - PARTNERS FOR SELF-EMPLOYMENT, INC./DBA MICRO-BUSINESS, USA
IDIS Activity: 4632 - PARTNERS FOR SELF-EMPLOYMENT/MATCHED SAV

Status: Completed 7/11/2013 9:56:21 AM Objective: Create suitable living environments
Location: 3000 Biscayne Blvd Ste 102 Miami, FL 33137-4139 Outcome: Sustainability
Matrix Code: Micro-Enterprise Assistance (18C) National Objective: LMJ

Initial Funding Date: 09/15/2008

Financing
Funded Amount: 145,565.58
Drawn Thru Program Year: 145,565.58
Drawn In Program Year: 0.00

Description:

PROVIDE FINANCIAL LITERACY & \$2 MATCH FOR \$1 DEPOSIT INTO MATCHING SAVING FUND ACCOUNT FOR 6 LOW INCOME RESIDENTS TO BEUSED FOR FIRST TIME HOME OWNERSHIP OR EXPANSION OF BUSINESS.
\$39,434.42 recaptured as per Reso R-356-13 dated 572013.

Proposed Accomplishments

Jobs : 6

Actual Accomplishments

Number assisted:

	Owner		Renter		Total		Person	
	Total	Hispanic	Total	Hispanic	Total	Hispanic	Total	Hispanic
White:	0	0	0	0	0	0	3	3
Black/African American:	0	0	0	0	0	0	4	0
Asian:	0	0	0	0	0	0	0	0

American Indian/Alaskan Native:	0	0	0	0	0	0	0	0
Native Hawaiian/Other Pacific Islander:	0	0	0	0	0	0	0	0
American Indian/Alaskan Native & White:	0	0	0	0	0	0	0	0
Asian White:	0	0	0	0	0	0	0	0
Black/African American & White:	0	0	0	0	0	0	0	0
American Indian/Alaskan Native & Black/African American:	0	0	0	0	0	0	0	0
Other multi-racial:	0	0	0	0	0	0	0	0
Asian/Pacific Islander:	0	0	0	0	0	0	0	0
Hispanic:	0	0	0	0	0	0	0	0
Total:	0	0	0	0	0	0	7	3

Female-headed Households: 0 0 0

Income Category:

	Owner	Renter	Total	Person
Extremely Low	0	0	0	3
Low Mod	0	0	0	3
Moderate	0	0	0	0
Non Low Moderate	0	0	0	1
Total	0	0	0	7
Percent Low/Mod				85.7%

Annual Accomplishments

Years	Accomplishment Narrative	# Benefitting
2008	Cretaed 7 jobs	
2010	PENDING SUBMISSION OF ADDITIONAL PERFORMANCE INFORMATION.	
2011	Closing out contract. 5 jobs created	

PGM Year: 2008
Project: 0042 - R. HOLMES BUSINESS AND PROPERTY SERVICE/OUR HOMES, INC.
IDIS Activity: 4634 - R. HOLMES BUS. & PROPERTY SVCS/TECHNICAL

Status: Open Objective: Create economic opportunities
Location: 6118 NW 7th Ave Miami, FL 33127-1112 Outcome: Sustainability
Matrix Code: ED Technical Assistance (18B) National Objective: LMJ

Initial Funding Date: 05/20/2008

Financing

Funded Amount: 19,859.16
Drawn Thru Program Year: 19,859.16
Drawn In Program Year: 0.00

Description:

PROVISION OF TECHNICAL ASSISTANCE, JOB TRAINING, AND JOB PLACEMENT TO 1 LOW-MOD INDIVIDUALS.
\$2,100.00 recaptured as per Resolution R67-11 dated 212011.

Proposed Accomplishments

Jobs : 1

Actual Accomplishments

Number assisted:

	Owner		Renter		Total		Person	
	Total	Hispanic	Total	Hispanic	Total	Hispanic	Total	Hispanic
White:	0	0	0	0	0	0		0
Black/African American:	0	0	0	0	0	0	2	0
Asian:	0	0	0	0	0	0	0	0
American Indian/Alaskan Native:	0	0	0	0	0	0	0	0
Native Hawaiian/Other Pacific Islander:	0	0	0	0	0	0	0	0
American Indian/Alaskan Native & White:	0	0	0	0	0	0	0	0
Asian White:	0	0	0	0	0	0	0	0
Black/African American & White:	0	0	0	0	0	0	0	0
American Indian/Alaskan Native & Black/African American:	0	0	0	0	0	0	0	0
Other multi-racial:	0	0	0	0	0	0	0	0
Asian/Pacific Islander:	0	0	0	0	0	0	0	0
Hispanic:	0	0	0	0	0	0	0	0
Total:	0	0	0	0	0	0	2	0
Female-headed Households:	0		0		0			

Income Category:

	Owner	Renter	Total	Person
Extremely Low	0	0	0	2
Low Mod	0	0	0	0
Moderate	0	0	0	0
Non Low Moderate	0	0	0	0
Total	0	0	0	2
Percent Low/Mod				100.0%

Annual Accomplishments

Years	Accomplishment Narrative	# Benefitting
2008	PROVIDED TECHNICAL ASSISTANCE TO 5 BUSINESSES AND CREATED ONE JOB.	
2009	\$3,040.84 RECAPTURED AS PER RESOLUTION 1285-09.	
2010	ACTIVITY COMPLETE. NATIONAL OBJECTIVE MET. PENDING CLOSEOUT DOCUMENTATION.	
2011	PROJECT COMPLETED. PENDING CLOSEOUT DOCUMENTATION	

PGM Year: 2008
Project: 0043 - SOUTH DADE AIR CONDITIONING AND REFRIGERATION, INC.
IDIS Activity: 4635 - SD A/C & REFRIGERATION, INC./JOB CREATIO

Status:	Completed 5/31/2013 12:51:13 PM	Objective:	Create economic opportunities
Location:	13495 SW 260th St Naranja, FL 33032-6712	Outcome:	Sustainability
		Matrix Code:	ED Technical Assistance (18B)
		National Objective:	LMJ

Initial Funding Date: 05/19/2008

Financing

Funded Amount: 96,810.27

Drawn Thru Program Year: 96,810.27

Drawn In Program Year: 0.00

Description:

TECHNICAL ASSISTANCE AND JOB ASSIGNMENT PLACEMENT OF OVER 5 FULL TIME PERSONS.
\$49,999.95 recaptured as per Resolution #R67-11 dated 212011.

Proposed Accomplishments

Jobs : 3

Actual Accomplishments

Number assisted:

	Owner		Renter		Total		Person	
	Total	Hispanic	Total	Hispanic	Total	Hispanic	Total	Hispanic
White:	0	0	0	0	0	0	3	3
Black/African American:	0	0	0	0	0	0	0	0
Asian:	0	0	0	0	0	0	0	0
American Indian/Alaskan Native:	0	0	0	0	0	0	0	0
Native Hawaiian/Other Pacific Islander:	0	0	0	0	0	0	0	0
American Indian/Alaskan Native & White:	0	0	0	0	0	0	0	0
Asian White:	0	0	0	0	0	0	0	0
Black/African American & White:	0	0	0	0	0	0	0	0
American Indian/Alaskan Native & Black/African American:	0	0	0	0	0	0	0	0
Other multi-racial:	0	0	0	0	0	0	0	0
Asian/Pacific Islander:	0	0	0	0	0	0	0	0
Hispanic:	0	0	0	0	0	0	0	0
Total:	0	0	0	0	0	0	3	3
Female-headed Households:	0		0		0			

Income Category:

	Owner	Renter	Total	Person
Extremely Low	0	0	0	0
Low Mod	0	0	0	3
Moderate	0	0	0	0
Non Low Moderate	0	0	0	0
Total	0	0	0	3
Percent Low/Mod				100.0%

Annual Accomplishments

Years	Accomplishment Narrative	# Benefitting
2008	ACTIVITY IS UNDERWAY. AWAITING FINANCIAL CLOSEOUT.	
2009	\$78,189.78 RECAPTURED AS PER RESOLUTION 1285-09.	
	(PY09): PENDING RECAPTURE AND FINANCIAL CLOSEOUT TO CANCEL ACTIVITY.	
2010	ACTIVITY REMAINS OPEN. PENDING CLOSEOUT DOCUMENTATION.	
2011	ACTIVITY REMAINS OPEN. PENDING CLOSEOUT DOCUMENTATION.	

PGM Year: 2008
Project: 0047 - VETERAN'S EMPLOYMENT TRANSITION SERVICES, INC., THE
IDIS Activity: 4639 - VETERANS EMPLOY. TRANS. SVCS./JOB TRAINI

Status: Completed 3/21/2013 12:03:21 PM
Location: 6116 NW 7th Ave Miami, FL 33127-1112

Objective: Create economic opportunities
Outcome: Sustainability
Matrix Code: ED Technical Assistance (18B) National Objective: LMJ

Initial Funding Date: 05/19/2008

Financing

Funded Amount: 26,667.20
Drawn Thru Program Year: 26,667.20
Drawn In Program Year: 0.00

Description:

PILOT PROGRAM DESIGNED TO ESTABLISH A PROFESSIONAL AND ORGANIZED APPROACH TO JOB CREATION TO ATTAIN FULL EMPLOYMENT FOR PUBLIC HOUSING RESIDENTS IN OVERTOWN, LIBERTY CITY, ETC.
\$56,780.20 recaptured as per Resolution #R67-11 dated 212011.

Proposed Accomplishments

Jobs : 5

Actual Accomplishments

Number assisted:

	Owner		Renter		Total		Person	
	Total	Hispanic	Total	Hispanic	Total	Hispanic	Total	Hispanic
White:	0	0	0	0	0	0		0
Black/African American:	0	0	0	0	0	0	1	0
Asian:	0	0	0	0	0	0	0	0
American Indian/Alaskan Native:	0	0	0	0	0	0	0	0
Native Hawaiian/Other Pacific Islander:	0	0	0	0	0	0	0	0
American Indian/Alaskan Native & White:	0	0	0	0	0	0	0	0
Asian White:	0	0	0	0	0	0	0	0
Black/African American & White:	0	0	0	0	0	0	0	0
American Indian/Alaskan Native & Black/African American:	0	0	0	0	0	0	0	0
Other multi-racial:	0	0	0	0	0	0	0	0
Asian/Pacific Islander:	0	0	0	0	0	0	0	0
Hispanic:	0	0	0	0	0	0	0	0
Total:	0	0	0	0	0	0	1	0
Female-headed Households:	0		0		0			

Income Category:

	Owner	Renter	Total	Person
Extremely Low	0	0	0	1
Low Mod	0	0	0	0
Moderate	0	0	0	0
Non Low Moderate	0	0	0	0
Total	0	0	0	1
Percent Low/Mod				100.0%

Annual Accomplishments

Years	Accomplishment Narrative	# Benefitting
2008	PROJECT IS UNDERWAY.	
2009	\$34,352.60 RECAPTURED AS PER RESOLUTION 1285-09.	
2010	National Objective met. 1 job was created. Closeout pending collection of closing documents.	
2011	ACTIVITY REMAINS OPEN. PENDING CLOSEOUT DOCUMENTATION.	

PGM Year: 2008
Project: 0058 - MD/OCED/CB/COUTYWIDE LAND ACQUISTION
IDIS Activity: 4651 - MD OCED/CB/COUNTY WIDE LAND ACQUISITION

Status: Open
Location: 701 NW 1st Ct Fl 14 Miami, FL 33136-3924

Objective: Create suitable living environments
Outcome: Availability/accessibility
Matrix Code: Acquisition of Real Property (01) **National Objective:** LMA

Initial Funding Date: 07/11/2008

Financing

Funded Amount: 103,006.00
Drawn Thru Program Year: 103,006.00
Drawn In Program Year: 0.00

Description:

ACQUISITION OF VACANT LAND OR ABANDONED STRUCTURES IN CDBG NRSAS FOR THE DEVELOPMENT OF HOMEOWNERSHIP AFFORDABLE HOUSING.
ADDITIONAL \$389,149 FUNDED THRU RESO#R-489-08.
\$187,537.78 was recaptured as per Resolution R-782-11 dated October 4th, 2011.

Proposed Accomplishments

People (General) : 2
Total Population in Service Area: 1,100
Census Tract Percent Low / Mod: 90.90

Annual Accomplishments

Years	Accomplishment Narrative	# Benefitting
2008	ACTIVITY IS UNDERWAY. ADDITIONAL PERFORMANCE INFORMATION IS BEING COLLECTED.	
2010	PROJECT COMPLETED. PENDING CLOSEOUT DOCUMENTATION	
2011	PROJECT COMPLETED. PENDING CLOSEOUT DOCUMENTATION	

PGM Year: 2008
Project: 0059 - MD OCED/CB/DISPOSITION AND ENVIRONMENTAL SUPPORT
IDIS Activity: 4652 - MD OCED/CB DISPOSITION & ENVIRONMENTAL

Status: Open
Location: 701 NW 1st Ct Fl 14 Miami, FL 33136-3924

Objective: Create suitable living environments
Outcome: Availability/accessibility
Matrix Code: Disposition (02) **National Objective:** LMH

Initial Funding Date: 07/11/2008

Financing

Funded Amount: 243,530.69
Drawn Thru Program Year: 243,530.69
Drawn In Program Year: 0.00

Description:

PROPERTIES THAT ARE ACQUIRED MUST BE DISPOSED OF IN ACCORDANCE WITH COMMUNITY DEVELOPMENT PLANS FOR THE AREA WHERE SITE IS LOCATED.
\$34,834.16 was recaptured as per Resolution R-782-11 dated October 4th 2011.

Proposed Accomplishments

Housing Units : 10

Actual Accomplishments

Number assisted:

	Owner		Renter		Total		Person	
	Total	Hispanic	Total	Hispanic	Total	Hispanic	Total	Hispanic
White:	0	0	0	0	0	0		0
Black/African American:	0	0	0	0	0	0	0	0
Asian:	0	0	0	0	0	0	0	0
American Indian/Alaskan Native:	0	0	0	0	0	0	0	0
Native Hawaiian/Other Pacific Islander:	0	0	0	0	0	0	0	0
American Indian/Alaskan Native & White:	0	0	0	0	0	0	0	0
Asian White:	0	0	0	0	0	0	0	0
Black/African American & White:	0	0	0	0	0	0	0	0
American Indian/Alaskan Native & Black/African American:	0	0	0	0	0	0	0	0
Other multi-racial:	0	0	0	0	0	0	0	0
Asian/Pacific Islander:	0	0	0	0	0	0	0	0
Hispanic:	0	0	0	0	0	0	0	0
Total:	0	0	0	0	0	0	0	0
Female-headed Households:	0		0		0			

Income Category:

	Owner	Renter	Total	Person
Extremely Low	0	0	0	0
Low Mod	0	0	0	0
Moderate	0	0	0	0
Non Low Moderate	0	0	0	0
Total	0	0	0	0
Percent Low/Mod				

Annual Accomplishments

Years	Accomplishment Narrative	# Benefitting
2008	\$22,048.00 WAS TRANSFERRED TO ACTIVITY # 3971 (CD534M26HS) AS PER MEMO DATED 10/9/2008. ACTIVITY IS UNDERWAY. ADDITIONAL PERFORMANCE INFORMATION IS BEING COLLECTED.	
2010	PROJECT COMPLETED. PENDING CLOSEOUT DOCUMENTATION	
2011	PROJECT COMPLETED. PENDING CLOSEOUT DOCUMENTATION	
PGM Year:	2008	
Project:	0062 - MD OCED/ED ROVOLVING LOAN FUND PROGRAM	
IDIS Activity:	4675 - MD/OCED/ED REVOLVING LOAN FUND PROGRAM	
Status:	Open	Objective: Create economic opportunities
Location:	701 NW 1st Ct Miami, FL 33136-3902	Outcome: Sustainability
		Matrix Code: ED Technical Assistance (18B)
		National Objective: LMJ

Initial Funding Date: 09/15/2008

Financing

Funded Amount: 456,970.72

Drawn Thru Program Year: 456,970.72

Drawn In Program Year: 0.00

Description:

REVOLVING LOAN FUND PROGRAM TO PROMOTE EXPANSIONS AND START-UPS.
TO ASSIST THE CREATION OF JOBS FOR LOW AND MODERATE INCOME INDIVIDUALS TO
REVITALIZE NEIGHBORHOODS.

Proposed Accomplishments

Jobs : 30

Actual Accomplishments

Number assisted:

	Owner		Renter		Total		Person	
	Total	Hispanic	Total	Hispanic	Total	Hispanic	Total	Hispanic
White:	0	0	0	0	0	0		0
Black/African American:	0	0	0	0	0	0	0	0
Asian:	0	0	0	0	0	0	0	0
American Indian/Alaskan Native:	0	0	0	0	0	0	0	0
Native Hawaiian/Other Pacific Islander:	0	0	0	0	0	0	0	0
American Indian/Alaskan Native & White:	0	0	0	0	0	0	0	0
Asian White:	0	0	0	0	0	0	0	0
Black/African American & White:	0	0	0	0	0	0	0	0
American Indian/Alaskan Native & Black/African American:	0	0	0	0	0	0	0	0
Other multi-racial:	0	0	0	0	0	0	0	0
Asian/Pacific Islander:	0	0	0	0	0	0	0	0
Hispanic:	0	0	0	0	0	0	0	0
Total:	0	0	0	0	0	0	0	0
Female-headed Households:	0		0		0			

Income Category:

	Owner	Renter	Total	Person
Extremely Low	0	0	0	0
Low Mod	0	0	0	0
Moderate	0	0	0	0
Non Low Moderate	0	0	0	0
Total	0	0	0	0

Percent Low/Mod

Annual Accomplishments

Years	Accomplishment Narrative	# Benefitting
2008	ACTIVITY IS UNDERWAY. ADDITIONAL PERFORMANCE INFORMATION IS BEING COLLECTED.	
2010	PROJECT COMPLETED. PENDING CLOSEOUT DOCUMENTATION	
2011	PROJECT COMPLETED. PENDING CLOSEOUT DOCUMENTATION	

PGM Year:	2008
Project:	0063 - MD OCED/ED COMMERCIAL REVITALIZATION PGM/NON-TUA
IDIS Activity:	4676 - MD OCED/ED/COMM. REV. PRM/NON-TUA

Status:	Open	Objective:	Create economic opportunities
Location:	701 NW 1st Ct Miami, FL 33136-3902	Outcome:	Sustainability
		Matrix Code:	CI Building Acquisition, Construction, Rehabilitation (17C)
		National Objective:	LMJ

Initial Funding Date:	09/15/2008	Description:	PROVISION OF BUILDING REHABILITATION GRANTS THROUGH THE COMMECRCIAL REHABILITATION PROGRAM FOR 25 BUSINESSES COUNTYWIDE.
Financing			Funding amount increased by \$5,877.18 as per memo dated 3242010 for Professional Services Technical Assistance.
Funded Amount:	358,688.37		\$1,113.04 recaptured as per Resolution #R67-11 dated 212011.
Drawn Thru Program Year:	285,508.00		Funding amount increased by \$18,829.14 as per memo dated 3232011 for Professional Services Technical Assistance.
Drawn In Program Year:	12,520.63		\$66,062.54 recaptured as per Reso R-356-13 dated 572013.
Proposed Accomplishments			
Jobs :	25		

Actual Accomplishments

Number assisted:

	Owner		Renter		Total		Person	
	Total	Hispanic	Total	Hispanic	Total	Hispanic	Total	Hispanic
White:	0	0	0	0	0	0		0
Black/African American:	0	0	0	0	0	0	0	0
Asian:	0	0	0	0	0	0	0	0
American Indian/Alaskan Native:	0	0	0	0	0	0	0	0
Native Hawaiian/Other Pacific Islander:	0	0	0	0	0	0	0	0
American Indian/Alaskan Native & White:	0	0	0	0	0	0	0	0
Asian White:	0	0	0	0	0	0	0	0
Black/African American & White:	0	0	0	0	0	0	0	0
American Indian/Alaskan Native & Black/African American:	0	0	0	0	0	0	0	0
Other multi-racial:	0	0	0	0	0	0	0	0
Asian/Pacific Islander:	0	0	0	0	0	0	0	0
Hispanic:	0	0	0	0	0	0	0	0
Total:	0	0	0	0	0	0	0	0
Female-headed Households:	0		0		0			

Income Category:

	Owner	Renter	Total	Person
Extremely Low	0	0	0	0
Low Mod	0	0	0	0
Moderate	0	0	0	0
Non Low Moderate	0	0	0	0
Total	0	0	0	0
Percent Low/Mod				

Annual Accomplishments

Years	Accomplishment Narrative	# Benefitting
2008	ACTIVITY IS UNDERWAY. ADDITIONAL PERFORMANCE INFORMATION IS BEING COLLECTED.	
2009	FUNDING AMOUNT INCREASED BY \$154.82 AS PER MEMO DATED 8/31/2009 FOR PROFESIIONAL SERVICES TECHNICAL ASSISTANCE.	
2010	Funding amount increased by \$658.96 as per memo dated 7/26/2010 for Professional Services technical assistance.Funding amount increased by \$2,397.13 as per memo dated 10/01/2010 for Professional Services Technical Assistance.Project is underway.	
2011	PROJECT IS ON-GOING	

PGM Year: 2008
Project: 0066 - HOUSING AUTHORITY OF THE CITY OF MIAMI BEACH
IDIS Activity: 4679 - HOUSING AUTH. OF M.B/ELEVATOR MODERNIZAT

Status: Completed 3/4/2013 2:16:03 PM
Location: 200 Alton Rd Miami Beach, FL 33139-6742

Objective: Provide decent affordable housing
Outcome: Affordability
Matrix Code: Rehab; Multi-Unit Residential (14B) **National Objective:** LMH

Initial Funding Date: 09/16/2008

Financing

Funded Amount: 100,000.00
Drawn Thru Program Year: 100,000.00
Drawn In Program Year: 0.00

Description:

ELEVATOR MODERNIZATION AT REBECCA TOWERS NORTH.
 A 200 UNIT AFFORDABLE ELDERLY HOUSING DEVELOPMENT LOCATED AT 200 ALTON ROAD,
 MIAMI BEACH.

Proposed Accomplishments

Housing Units : 200

Actual Accomplishments

Number assisted:

	Owner		Renter		Total		Person	
	Total	Hispanic	Total	Hispanic	Total	Hispanic	Total	Hispanic
White:	190	177	0	0	190	177	0	0
Black/African American:	10	0	0	0	10	0	0	0
Asian:	0	0	0	0	0	0	0	0
American Indian/Alaskan Native:	0	0	0	0	0	0	0	0
Native Hawaiian/Other Pacific Islander:	0	0	0	0	0	0	0	0
American Indian/Alaskan Native & White:	0	0	0	0	0	0	0	0
Asian White:	0	0	0	0	0	0	0	0
Black/African American & White:	0	0	0	0	0	0	0	0
American Indian/Alaskan Native & Black/African American:	0	0	0	0	0	0	0	0
Other multi-racial:	0	0	0	0	0	0	0	0
Asian/Pacific Islander:	0	0	0	0	0	0	0	0
Hispanic:	0	0	0	0	0	0	0	0
Total:	200	177	0	0	200	177	0	0

Female-headed Households:

0 0 0

Income Category:

Owner Renter Total Person

Extremely Low	200	0	200	0
Low Mod	0	0	0	0
Moderate	0	0	0	0
Non Low Moderate	0	0	0	0
Total	200	0	200	0
Percent Low/Mod	100.0%		100.0%	

Annual Accomplishments

Years	Accomplishment Narrative	# Benefitting
2008	ELEVATOR MODERNIZATION UNDERWAY.	
2009	(PY09) ACTIVITY REMAINS OPEN. PENDING COLLECTION OF CLOSE-OUT DOCUMENTATION. ELEVATOR MODERNIZATION FOR REBECCA TOWERS NORTH WAS COMPLETED on 12/01/2009. ALL FUNDS HAVE BEEN DRAWN DOWN.	
2010	Activity completed. Closeout pending collection of additional docements.	
2011	Activity completed. Closeout pending collection of additional docements.	

PGM Year: 2008
Project: 0032 - MIAMI-DADE OFFICE OF COMMUNITY AND ECONOMIC DEV./ED DIVISION
IDIS Activity: 4685 - MD OCED/MICRO LOAN/TUAS/ACCION USA

Status: Completed 7/18/2013 11:46:40 AM
Location: 111 SW 5th Ave Miami, FL 33130-1320

Objective: Create economic opportunities
Outcome: Sustainability
Matrix Code: ED Direct Financial Assistance to For-Profits (18A) National Objective: LMJ

Initial Funding Date: 09/25/2008

Financing

Funded Amount: 49,999.88
Drawn Thru Program Year: 49,999.88
Drawn In Program Year: 0.00

Description:
PROVIDE MICRO LOANS TO LOWMOD INCOME INDIVIDUALS WHO EITHER LACK OR HAVE INADEQUATE FUNDING RESOURCES TO 10 MICRO ENTERPRISES IN TARGETED URBAN AREAS (TUAS).

Proposed Accomplishments

Jobs : 1

Actual Accomplishments

Number assisted:

	Owner		Renter		Total		Person	
	Total	Hispanic	Total	Hispanic	Total	Hispanic	Total	Hispanic
White:	0	0	0	0	0	0	1	1
Black/African American:	0	0	0	0	0	0	0	0
Asian:	0	0	0	0	0	0	0	0
American Indian/Alaskan Native:	0	0	0	0	0	0	0	0
Native Hawaiian/Other Pacific Islander:	0	0	0	0	0	0	0	0
American Indian/Alaskan Native & White:	0	0	0	0	0	0	0	0
Asian White:	0	0	0	0	0	0	0	0
Black/African American & White:	0	0	0	0	0	0	0	0
American Indian/Alaskan Native & Black/African American:	0	0	0	0	0	0	0	0
Other multi-racial:	0	0	0	0	0	0	0	0
Asian/Pacific Islander:	0	0	0	0	0	0	0	0

Hispanic:	0	0	0	0	0	0	0	0
Total:	0	0	0	0	0	0	1	1
Female-headed Households:	0		0		0			

Income Category:

	Owner	Renter	Total	Person
Extremely Low	0	0	0	0
Low Mod	0	0	0	1
Moderate	0	0	0	0
Non Low Moderate	0	0	0	0
Total	0	0	0	1
Percent Low/Mod				100.0%

Annual Accomplishments

Years	Accomplishment Narrative	# Benefitting
-------	--------------------------	---------------

2008	ACTIVITY IS UNDERWAY. ADDITIONAL PERFORMANCE INFORMATION IS BEING COLLECTED. Created one full time job.	
2010	Activity completed. Pending close out documentation.	
2011	Activity completed. Pending close out documentation.	

PGM Year:	2008
Project:	0032 - MIAMI-DADE OFFICE OF COMMUNITY AND ECONOMIC DEV./ED DIVISION
IDIS Activity:	4686 - MD OCED/MICRO LOAN/TUAS/PARTNERS FOR SEL

Status:	Completed 7/18/2013 11:15:46 AM
Location:	300 S Biscayne Blvd Miami, FL 33131-5312

Objective:	Create economic opportunities
Outcome:	Sustainability
Matrix Code:	ED Direct Financial Assistance to For-Profits (18A)
National Objective:	LMJ

Initial Funding Date:	09/25/2008
------------------------------	------------

Financing	
Funded Amount:	43,413.93
Drawn Thru Program Year:	43,413.93
Drawn In Program Year:	0.00

Description:
PROVIDE MICRO LOAN TO LOWMODERTAE INCOME SELF EMPLOYED INDIVIDUALS WHO EITHER LACK OR IN-ADEQUATE RESOURCES TO START OR EXPAND 10 MICRO BUSINESSES IN TARGETED URBAN AREAS (TUAS).

Proposed Accomplishments

Jobs : 1

Actual Accomplishments

Number assisted:

	Owner		Renter		Total		Person	
	Total	Hispanic	Total	Hispanic	Total	Hispanic	Total	Hispanic
White:	0	0	0	0	0	0	8	7
Black/African American:	0	0	0	0	0	0	5	0
Asian:	0	0	0	0	0	0	0	0
American Indian/Alaskan Native:	0	0	0	0	0	0	0	0
Native Hawaiian/Other Pacific Islander:	0	0	0	0	0	0	0	0

American Indian/Alaskan Native & White:	0	0	0	0	0	0	0	0
Asian White:	0	0	0	0	0	0	0	0
Black/African American & White:	0	0	0	0	0	0	0	0
American Indian/Alaskan Native & Black/African American:	0	0	0	0	0	0	0	0
Other multi-racial:	0	0	0	0	0	0	0	0
Asian/Pacific Islander:	0	0	0	0	0	0	0	0
Hispanic:	0	0	0	0	0	0	0	0
Total:	0	0	0	0	0	0	13	7
Female-headed Households:	0		0		0			

Income Category:

	Owner	Renter	Total	Person
Extremely Low	0	0	0	5
Low Mod	0	0	0	5
Moderate	0	0	0	0
Non Low Moderate	0	0	0	3
Total	0	0	0	13
Percent Low/Mod				76.9%

Annual Accomplishments

Years	Accomplishment Narrative	# Benefitting
2008	ACTIVITY IS UNDERWAY. ADDITIONAL PERFORMANCE INFORMATION IS BEING COLLECTED.CONTRACT TO BE EXTENDED TO 9/30/2011. Created 9 Part-time and 4 full time jobs	
2010	PROJECT ON-GOING.	
2011	Project is complete. , pending close out documents.	

PGM Year: 2008
Project: 0033 - MIAMI-DADE OFFICE OF COMMUNITY AND ECONOMIC DEV./ED DIVISION
IDIS Activity: 4687 - MD OCED/MICRO LOAN/NON-TUA/PARTNERS FOR

Status: Completed 7/18/2013 11:22:20 AM Objective: Create economic opportunities
Location: 3000 Biscayne Blvd Ste 102 Miami, FL 33137-4139 Outcome: Sustainability
Matrix Code: ED Direct Financial Assistance to For-Profits (18A) National Objective: LMJ

Initial Funding Date: 09/25/2008

Financing

Funded Amount: 49,683.86
Drawn Thru Program Year: 49,683.86
Drawn In Program Year: 0.00

Description:

PROVIDE MICRO LOANS TO SELF EMPLOYED INDIVIDUALS WHO EITHER LACK OR INADEQUATE RESOURCES TO START UP OR EXPAND MICRO BUSINESSES IN COUNTY WIDE.

Proposed Accomplishments

Jobs : 2

Actual Accomplishments

Number assisted:

	Owner		Renter		Total		Person	
	Total	Hispanic	Total	Hispanic	Total	Hispanic	Total	Hispanic
White:	0	0	0	0	0	0	4	3
Black/African American:	0	0	0	0	0	0	6	0
Asian:	0	0	0	0	0	0	0	0
American Indian/Alaskan Native:	0	0	0	0	0	0	0	0
Native Hawaiian/Other Pacific Islander:	0	0	0	0	0	0	0	0
American Indian/Alaskan Native & White:	0	0	0	0	0	0	0	0
Asian White:	0	0	0	0	0	0	0	0
Black/African American & White:	0	0	0	0	0	0	0	0
American Indian/Alaskan Native & Black/African American:	0	0	0	0	0	0	0	0
Other multi-racial:	0	0	0	0	0	0	0	0
Asian/Pacific Islander:	0	0	0	0	0	0	0	0
Hispanic:	0	0	0	0	0	0	0	0
Total:	0	0	0	0	0	0	10	3
Female-headed Households:	0		0		0			

Income Category:

	Owner	Renter	Total	Person
Extremely Low	0	0	0	6
Low Mod	0	0	0	0
Moderate	0	0	0	1
Non Low Moderate	0	0	0	3
Total	0	0	0	10
Percent Low/Mod				70.0%

Annual Accomplishments

Years	Accomplishment Narrative	# Benefitting	
2008	ACTIVITY IS UNDERWAY. ADDITIONAL PERFORMANCE INFORMATION IS BEING COLLECTED. Created 9 full time jobs and one part time job.		
2010	ACTIVITY COMPLETE. PENDING CLOSEOUT DOCUMENTATION.		
2011	ACTIVITY COMPLETE. PENDING CLOSEOUT DOCUMENTATION.		
PGM Year:	2008		
Project:	0033 - MIAMI-DADE OFFICE OF COMMUNITY AND ECONOMIC DEV./ED DIVISION		
IDIS Activity:	4688 - MD OCED/MICRO LOAN/NON-TUAS/ACCION USA		
Status:	Completed 7/18/2013 11:25:34 AM	Objective:	Create economic opportunities
Location:	111 SW 5th Ave Miami, FL 33130-1320	Outcome:	Sustainability

Initial Funding Date: 09/25/2008**Financing**

Funded Amount: 49,999.88
 Drawn Thru Program Year: 49,999.88
 Drawn In Program Year: 0.00

Description:

PROVIDE MICRO LOANS TO LOW/MODERATE INCOME SELF EMPLOYED WHO EITHER LACK OR INADEQUATE FINANCING TO START UP OR EXPAND 10 MICRO BUSINESSES COUNTY WIDE.

Proposed Accomplishments

Jobs : 2

Actual Accomplishments*Number assisted:*

	Owner		Renter		Total		Person	
	Total	Hispanic	Total	Hispanic	Total	Hispanic	Total	Hispanic
White:	0	0	0	0	0	0	2	2
Black/African American:	0	0	0	0	0	0	0	0
Asian:	0	0	0	0	0	0	0	0
American Indian/Alaskan Native:	0	0	0	0	0	0	0	0
Native Hawaiian/Other Pacific Islander:	0	0	0	0	0	0	0	0
American Indian/Alaskan Native & White:	0	0	0	0	0	0	0	0
Asian White:	0	0	0	0	0	0	0	0
Black/African American & White:	0	0	0	0	0	0	0	0
American Indian/Alaskan Native & Black/African American:	0	0	0	0	0	0	0	0
Other multi-racial:	0	0	0	0	0	0	0	0
Asian/Pacific Islander:	0	0	0	0	0	0	0	0
Hispanic:	0	0	0	0	0	0	0	0
Total:	0	0	0	0	0	0	2	2
Female-headed Households:	0		0		0			

Income Category:

	Owner	Renter	Total	Person
Extremely Low	0	0	0	0
Low Mod	0	0	0	2
Moderate	0	0	0	0
Non Low Moderate	0	0	0	0
Total	0	0	0	2
Percent Low/Mod				100.0%

Annual Accomplishments

Years	Accomplishment Narrative	# Benefitting
2008	ACTIVITY IS UNDERWAY. ADDITIONAL PERFORMANCE INFORMATION IS BEING COLLECTED. Created 2 full time jobs.	
2010	ACTIVITY COMPLETE PENDING CLOSEOUT DOCUMENTATION	
2011	ACTIVITY COMPLETE PENDING CLOSEOUT DOCUMENTATION	

PGM Year:	2006
Project:	0128 - MIAMI-DADE OFF. OF COMM. AND ECO. DEV. MICRO-ENTERPRISE
IDIS Activity:	4691 - BLACK ECONOMIC DEVELOPMENT MICRO ENTERPR

Status:	Open	Objective:	Create economic opportunities
Location:	5800 NW 7th Ave Miami, FL 33127-1100	Outcome:	Sustainability
		Matrix Code:	ED Direct Financial Assistance to For-Profits (18A)
		National Objective:	LMJ

Initial Funding Date:	10/02/2008	Description:	PROVIDE MICRO LOANS TO LOWMODERATE INCOME INDIVIDUALS WHO EITHER LACK OR HAVE INADEQUATE FINANCING RESOURCES TO STRATUO OR EXPAND TO CREATE OR RETAIN 3 JOBS.
Financing			
Funded Amount:	48,528.41		
Drawn Thru Program Year:	48,528.41		
Drawn In Program Year:	0.00		

Proposed Accomplishments

Jobs : 3

Actual Accomplishments

Number assisted:

	Owner		Renter		Total		Person	
	Total	Hispanic	Total	Hispanic	Total	Hispanic	Total	Hispanic
White:	0	0	0	0	0	0		0
Black/African American:	0	0	0	0	0	0	0	0
Asian:	0	0	0	0	0	0	0	0
American Indian/Alaskan Native:	0	0	0	0	0	0	0	0
Native Hawaiian/Other Pacific Islander:	0	0	0	0	0	0	0	0
American Indian/Alaskan Native & White:	0	0	0	0	0	0	0	0
Asian White:	0	0	0	0	0	0	0	0
Black/African American & White:	0	0	0	0	0	0	0	0
American Indian/Alaskan Native & Black/African American:	0	0	0	0	0	0	0	0
Other multi-racial:	0	0	0	0	0	0	0	0
Asian/Pacific Islander:	0	0	0	0	0	0	0	0
Hispanic:	0	0	0	0	0	0	0	0
Total:	0	0	0	0	0	0	0	0
Female-headed Households:	0		0		0			

Income Category:

	Owner	Renter	Total	Person
Extremely Low	0	0	0	0
Low Mod	0	0	0	0
Moderate	0	0	0	0
Non Low Moderate	0	0	0	0
Total	0	0	0	0
Percent Low/Mod				

Annual Accomplishments

Years	Accomplishment Narrative	# Benefitting
2008	ACTIVITY COMPLETED. AWAITING FINANCIAL CLOSEOUT.	
2009	\$69,804.59 RECAPTURED AS PER RESO # 914-09.	
2010	\$69,804.59 RECAPTURED AS PER RESO # 914-09. Closeout pending collection of additional documents. Activity complete. Pending closeout documentation.	
2011	ACTIVITY REMAINS OPEN. PENDING COLLECTION OF CLOSE-OUT DOCUMENTATION.	

PGM Year: 2009

Project: 0003 - Brothers of the Same Mind, Inc/Technical assistance Program

IDIS Activity: 4753 - Brothers of the Same Mind-Technical Assistance Pgm

Status: Open

Location: 6825 NW 15th Ave Miami, FL 33147-7121

Objective: Create economic opportunities

Outcome: Sustainability

Matrix Code: ED Technical Assistance (18B)

National Objective: LMJ

Initial Funding Date: 09/15/2009

Financing

Funded Amount: 19,316.45

Drawn Thru Program Year: 19,316.45

Drawn In Program Year: 0.00

Description:

Provide technical assistance and workshops to businesses located within Districts 2 & 3, so they may employ four (4) to five (5) low and very-low income ex-offenders.

The office is located at 6825 NW 15 Ave.

\$683.55 recaptured as per Reso # 67-11 on 2112011.

Proposed Accomplishments

Jobs : 1

Actual Accomplishments

Number assisted:

	Owner		Renter		Total		Person	
	Total	Hispanic	Total	Hispanic	Total	Hispanic	Total	Hispanic
White:	0	0	0	0	0	0		0
Black/African American:	0	0	0	0	0	0	0	0
Asian:	0	0	0	0	0	0	0	0
American Indian/Alaskan Native:	0	0	0	0	0	0	0	0
Native Hawaiian/Other Pacific Islander:	0	0	0	0	0	0	0	0
American Indian/Alaskan Native & White:	0	0	0	0	0	0	0	0
Asian White:	0	0	0	0	0	0	0	0
Black/African American & White:	0	0	0	0	0	0	0	0
American Indian/Alaskan Native & Black/African American:	0	0	0	0	0	0	0	0
Other multi-racial:	0	0	0	0	0	0	0	0
Asian/Pacific Islander:	0	0	0	0	0	0	0	0
Hispanic:	0	0	0	0	0	0	0	0
Total:	0	0	0	0	0	0	0	0
Female-headed Households:	0		0		0			

Income Category:

Owner Renter Total Person

Extremely Low	0	0	0	0
Low Mod	0	0	0	0
Moderate	0	0	0	0
Non Low Moderate	0	0	0	0
Total	0	0	0	0
Percent Low/Mod				

Annual Accomplishments

Years	Accomplishment Narrative	# Benefitting
2009	ACTIVITY REMAINS OPEN. PENDING COLLECTION OF CLOSE-OUT DOCUMENTATION.	
2010	Activity completed. Pending close out documentation.	
2011	Activity completed. Pending close out documentation.	

PGM Year: 2009

Project: 0004 - Business and Technology Development corporation-Carrie P. Meek Center

IDIS Activity: 4754 - Business Technology Center- Carrie P. Meek Center Business Technical Assistance

Status: Completed 2/18/2014 11:49:18 AM

Location: 301 Civic Ct Homestead, FL 33030-6001

Objective: Create economic opportunities

Outcome: Sustainability

Matrix Code: Micro-Enterprise Assistance (18C)

National Objective: LMJ

Initial Funding Date: 09/15/2009

Financing

Funded Amount: 325,616.12

Drawn Thru Program Year: 325,616.12

Drawn In Program Year: 0.00

Description:

Business Incubator assisting small and micro businesses through workshops and technical assistance, space for businesses creating 8 full time jobs for lowmod income at 301 Civic Ct, Homestead, near Leisure CityNaranjaGoulds NRSA Districts 89.\$24,383.88 recaptured as per Reso R-356-13 dated 5/2/2013.

Proposed Accomplishments

Jobs : 8

Actual Accomplishments

Number assisted:

	Owner		Renter		Total		Person	
	Total	Hispanic	Total	Hispanic	Total	Hispanic	Total	Hispanic
White:	0	0	0	0	0	0	7	3
Black/African American:	0	0	0	0	0	0	6	0
Asian:	0	0	0	0	0	0	0	0
American Indian/Alaskan Native:	0	0	0	0	0	0	0	0
Native Hawaiian/Other Pacific Islander:	0	0	0	0	0	0	0	0
American Indian/Alaskan Native & White:	0	0	0	0	0	0	0	0
Asian White:	0	0	0	0	0	0	0	0
Black/African American & White:	0	0	0	0	0	0	0	0
American Indian/Alaskan Native & Black/African American:	0	0	0	0	0	0	0	0
Other multi-racial:	0	0	0	0	0	0	0	0
Asian/Pacific Islander:	0	0	0	0	0	0	0	0
Hispanic:	0	0	0	0	0	0	0	0

Total: 0 0 0 0 0 0 13 3

Female-headed Households: 0 0 0

Income Category:

	Owner	Renter	Total	Person
Extremely Low	0	0	0	0
Low Mod	0	0	0	13
Moderate	0	0	0	0
Non Low Moderate	0	0	0	0
Total	0	0	0	13
Percent Low/Mod	100.0%			

Annual Accomplishments

Years	Accomplishment Narrative	# Benefitting
2009	ACTIVITY REMAINS OPEN. PENDING COLLECTION OF CLOSEOUT DOCUMENTATION. AGENCY PROJECTED AND COMPLETED 8 NEW JOBS AND 10 JOBS RETAINED.	
2010	ACTIVITY REMAINS OPEN. PENDING COLLECTION OF CLOSEOUT DOCUMENTATION. AGENCY PROJECTED AND COMPLETED 8 NEW JOBS AND 10 JOBS RETAINED.	
2011	PENDING CLOSEOUT DOCUMENTATION Created 5 jobs. Retained 8 jobs.	

PGM Year:	2009
Project:	0006 - Contractors Resource Center, Inc-Ed Technical Assistance
IDIS Activity:	4756 - Contractors Resource Center_ ED Technical Assistance

Status:	Completed 1/16/2013 8:56:12 AM	Objective:	Create economic opportunities
Location:	1730 Biscayne Blvd Miami, FL 33132-1124	Outcome:	Sustainability
		Matrix Code:	ED Technical Assistance (18B)
			National Objective: LMJ

Initial Funding Date: 09/15/2009

Financing

Funded Amount:	214,612.32
Drawn Thru Program Year:	214,612.32
Drawn In Program Year:	0.00

Description:

Community Contractors and Residents Construction Program (CCRC) provides technical assistance to construction firms located in Neighborhood Revitalization Service Areas to create 4 jobs that will benefit lowmod residents.
\$1,637.68 recaptured as per Non_Substantial change memo dated October 11, 2011.

Proposed Accomplishments

Jobs : 4

Actual Accomplishments

Number assisted:

	Owner		Renter		Total		Person	
	Total	Hispanic	Total	Hispanic	Total	Hispanic	Total	Hispanic
White:	0	0	0	0	0	0		0
Black/African American:	0	0	0	0	0	0	4	0
Asian:	0	0	0	0	0	0	0	0
American Indian/Alaskan Native:	0	0	0	0	0	0	0	0
Native Hawaiian/Other Pacific Islander:	0	0	0	0	0	0	0	0

American Indian/Alaskan Native & White:	0	0	0	0	0	0	0	0
Asian White:	0	0	0	0	0	0	0	0
Black/African American & White:	0	0	0	0	0	0	0	0
American Indian/Alaskan Native & Black/African American:	0	0	0	0	0	0	0	0
Other multi-racial:	0	0	0	0	0	0	2	1
Asian/Pacific Islander:	0	0	0	0	0	0	0	0
Hispanic:	0	0	0	0	0	0	0	0
Total:	0	0	0	0	0	0	6	1

Female-headed Households: 0 0 0

Income Category:

	Owner	Renter	Total	Person
Extremely Low	0	0	0	0
Low Mod	0	0	0	6
Moderate	0	0	0	0
Non Low Moderate	0	0	0	0
Total	0	0	0	6
Percent Low/Mod				100.0%

Annual Accomplishments

Years	Accomplishment Narrative	# Benefitting
2009	(PY09) ACTIVITY REMAINS OPEN. PENDING CLOSE-OUT DOCUMENTATION. AGENCY PROVIDED TECHNICAL ASSISTANCE TO 236 LMC INDIVIDUALS/BUSINESSES AND DEVELOPED 6 NEW JOB OPPORTUNITIES	
2010	Activity completed. Pending recapture of the balance and the collection of closeout documents.	
2011	Activity completed. Pending recapture of the balance and the collection of closeout documents.	

PGM Year: 2009

Project: 0010 - Martin Luther King Economic development Corporation- Business Incubator and Technical assistance

IDIS Activity: 4760 - MLK Business Incubator and Technical Assistance

Status: Completed 10/25/2013 11:12:22 AM

Location: 6114 NW 7th Ave Miami, FL 33127-1112

Objective: Create economic opportunities

Outcome: Sustainability

Matrix Code: Micro-Enterprise Assistance (18C)

National Objective: LMJ

Initial Funding Date: 09/15/2009

Financing

Funded Amount: 6,404.53

Drawn Thru Program Year: 6,404.53

Drawn In Program Year: 0.00

Description:

Provide technical assistance and office space to micro-entrepreneurs creating 1 full time job. This will include counseling, workshops and technical assistance to prospective business. \$28,595.47 recaptured as per resolution # R67-11 dated 212011.

Proposed Accomplishments

Jobs : 1

Actual Accomplishments

	Owner		Renter		Total		Person	
Number assisted:	Total	Hispanic	Total	Hispanic	Total	Hispanic	Total	Hispanic

White:	0	0	0	0	0	0	0
Black/African American:	0	0	0	0	0	0	1
Asian:	0	0	0	0	0	0	0
American Indian/Alaskan Native:	0	0	0	0	0	0	0
Native Hawaiian/Other Pacific Islander:	0	0	0	0	0	0	0
American Indian/Alaskan Native & White:	0	0	0	0	0	0	0
Asian White:	0	0	0	0	0	0	0
Black/African American & White:	0	0	0	0	0	0	0
American Indian/Alaskan Native & Black/African American:	0	0	0	0	0	0	0
Other multi-racial:	0	0	0	0	0	0	0
Asian/Pacific Islander:	0	0	0	0	0	0	0
Hispanic:	0	0	0	0	0	0	0
Total:	0	0	0	0	0	0	1
Female-headed Households:	0		0		0		

Income Category:

	Owner	Renter	Total	Person
Extremely Low	0	0	0	1
Low Mod	0	0	0	0
Moderate	0	0	0	0
Non Low Moderate	0	0	0	0
Total	0	0	0	1
Percent Low/Mod				100.0%

Annual Accomplishments

Years	Accomplishment Narrative	# Benefitting
2009	(PY09) ACTIVITY REMAINS OPEN. NATIONAL OBJECTIVE MET. CREATED ONE JOB. PENDING COLLECTION OF CLOSE-OUT DOCUMENTATION AND FINANCIAL CLOSEOUT.	
2010	Activity completed. Pending close out documentation.	
2011	Activity completed. Pending close out documentation.	

PGM Year:	2009
Project:	0011 - Miami-Dade Health Department-Immunization Van
IDIS Activity:	4761 - Miami-Dade Health Department-Immunization Van

Status:	Completed 2/28/2013 11:02:28 AM	Objective:	Create suitable living environments
Location:	8323 NW 12th St Doral, FL 33126-1829	Outcome:	Availability/accessibility
		Matrix Code:	Health Services (05M)
			National Objective: LMC

Initial Funding Date: 09/15/2009

Financing

Funded Amount:	72,430.05
Drawn Thru Program Year:	72,430.05
Drawn In Program Year:	0.00

Description:

Immunization program with a regular schedule of scattered sites throughout Miami-Dade County. Based upon need and community request, the immunization van will go to various locations and provide immunizations to 2,400 children and adults.\$1,569.95 recaptured as per Resolution # R67-11.

Proposed Accomplishments

People (General) : 2,400

Actual Accomplishments

Number assisted:

	Owner		Renter		Total		Person	
	Total	Hispanic	Total	Hispanic	Total	Hispanic	Total	Hispanic
White:	0	0	0	0	0	0	1,609	1,484
Black/African American:	0	0	0	0	0	0	419	46
Asian:	0	0	0	0	0	0	50	17
American Indian/Alaskan Native:	0	0	0	0	0	0	0	0
Native Hawaiian/Other Pacific Islander:	0	0	0	0	0	0	2	0
American Indian/Alaskan Native & White:	0	0	0	0	0	0	0	0
Asian White:	0	0	0	0	0	0	1	1
Black/African American & White:	0	0	0	0	0	0	0	0
American Indian/Alaskan Native & Black/African American:	0	0	0	0	0	0	0	0
Other multi-racial:	0	0	0	0	0	0	125	79
Asian/Pacific Islander:	0	0	0	0	0	0	0	0
Hispanic:	0	0	0	0	0	0	0	0
Total:	0	0	0	0	0	0	2,206	1,627
Female-headed Households:	0		0		0			

Income Category:

	Owner	Renter	Total	Person
Extremely Low	0	0	0	0
Low Mod	0	0	0	0
Moderate	0	0	0	0
Non Low Moderate	0	0	0	2,206
Total	0	0	0	2,206
Percent Low/Mod				0.0%

Annual Accomplishments

Years	Accomplishment Narrative	# Benefitting
2009	(PY09) ACTIVITY REMAINS OPEN. PENDING COLLECTION OF CLOSE-OUT INFORMAITON. WILL REQUIRE AN AMENDMENT TO ADJUST PROPOSED UNITS. A TOTAL OF 2206 PEOPLE BENEFITED FROM THIS ACTIVITY DURING THE CURRENT PROGRAM YEAR.	
2010	ACTIVITY REMAINS OPEN. PENDING COLLECTION OF CLOSE-OUT INFORMATION. WILL REQUIRE AN AMENDMENT TO ADJUST PROPOSED UNITS. A TOTAL OF 2206 PEOPLE BENEFITED FROM THIS ACTIVITY DURING THE CURRENT PROGRAM YEAR. ACTIVITY IS COMPLETE.	
2011	Activity completed. Pending the collection of closeout documents.	
PGM Year:	2009	
Project:	0012 - Miami-Dade Health Department-Rodent Control Program	
IDIS Activity:	4762 - Miami-Dade Health Department-Rodent Control Program	
Status:	Completed 3/25/2013 8:21:33 AM	Objective: Create suitable living environments

Asian White:	0	0	0	0	0	0	0	0
Black/African American & White:	0	0	0	0	0	0	0	0
American Indian/Alaskan Native & Black/African American:	0	0	0	0	0	0	0	0
Other multi-racial:	0	0	0	0	0	0	0	0
Asian/Pacific Islander:	0	0	0	0	0	0	0	0
Hispanic:	0	0	0	0	0	0	0	0
Total:	39	13	0	0	39	13	0	0

Female-headed Households: 0 0 0

Income Category:

	Owner	Renter	Total	Person
Extremely Low	0	0	0	0
Low Mod	0	0	0	0
Moderate	23	0	23	0
Non Low Moderate	16	0	16	0
Total	39	0	39	0
Percent Low/Mod	59.0%		59.0%	

Annual Accomplishments

Years	Accomplishment Narrative	# Benefitting
2009	(PY09) ACTIVITY REMAINS OPEN. PENDING COLLECTION OF CLOSE-OUT INFORMAITON. PROPOSED 36 HOUSING UNITS. SERVED 38.	
2010	Activity completed. Closeout pending collection of additional documents.	
2011	Activity completed. Closeout pending collection of additional documents.	

PGM Year: 2009

Project: 0014 - Miami-Dade Community Action Agency-Elderly Residential Conservation Program

IDIS Activity: 4764 - MD CAA-Elderly Residential Conservation Program

Status: Completed 6/26/2013 11:36:09 AM

Location: 22260 SW 112th Ave Miami, FL 33170-6540

Objective: Provide decent affordable housing

Outcome: Availability/accessibility

Matrix Code: Rehab; Single-Unit Residential (14A) National Objective: LMH

Initial Funding Date: 09/16/2009

Financing

Funded Amount: 108,270.00

Drawn Thru Program Year: 108,270.00

Drawn In Program Year: 0.00

Description:

This program will provide for moderate home rehabilitation activities to 5 low- to- moderate income households throughout Miami-Dade County.

Proposed Accomplishments

Housing Units : 5

Actual Accomplishments

	Owner		Renter		Total		Person	
<i>Number assisted:</i>	Total	Hispanic	Total	Hispanic	Total	Hispanic	Total	Hispanic

White:	2	1	0	0	2	1	0	0
Black/African American:	9	0	0	0	9	0	0	0
Asian:	0	0	0	0	0	0	0	0
American Indian/Alaskan Native:	0	0	0	0	0	0	0	0
Native Hawaiian/Other Pacific Islander:	0	0	0	0	0	0	0	0
American Indian/Alaskan Native & White:	0	0	0	0	0	0	0	0
Asian White:	0	0	0	0	0	0	0	0
Black/African American & White:	0	0	0	0	0	0	0	0
American Indian/Alaskan Native & Black/African American:	0	0	0	0	0	0	0	0
Other multi-racial:	0	0	0	0	0	0	0	0
Asian/Pacific Islander:	0	0	0	0	0	0	0	0
Hispanic:	0	0	0	0	0	0	0	0
Total:	11	1	0	0	11	1	0	0
Female-headed Households:	0		0		0			

Income Category:

	Owner	Renter	Total	Person
Extremely Low	9	0	9	0
Low Mod	2	0	2	0
Moderate	0	0	0	0
Non Low Moderate	0	0	0	0
Total	11	0	11	0
Percent Low/Mod	100.0%		100.0%	

Annual Accomplishments

Years	Accomplishment Narrative	# Benefitting
2009	PY09) ACTIVITY REMAINS OPEN.. EXPECTED COMPLETION DATE 6/30/10.	
2010	5 homes completed. Closeout pending collection of additional documents.	
2011	11 homes completed. Closeout pending collection of additional documents.	

PGM Year: 2009

Project: 0016 - Miami-dade Department of Human Services-Advocates for Victims

IDIS Activity: 4766 - Miami-Dade Department of Human Services-Advocates for Victims

Status: Completed 1/8/2013 10:06:19 AM

Location: 2525 NW 62nd St Miami, FL 33147-7716

Objective: Create suitable living environments

Outcome: Availability/accessibility

Matrix Code: Battered and Abused Spouses (05G)

National Objective: LMC

Initial Funding Date: 09/16/2009

Financing

Funded Amount: 500,000.00

Drawn Thru Program Year: 500,000.00

Drawn In Program Year: 0.00

Description:

Victims outreach program that offers intervention and assistance to 2700 victims of violent crimes and domestic crimes for LMC persons and households, and temporary shelter to 54 victims and dependants.

Proposed Accomplishments

People (General) : 2,700

Actual Accomplishments

Number assisted:

	Owner		Renter		Total		Person	
	Total	Hispanic	Total	Hispanic	Total	Hispanic	Total	Hispanic
White:	0	0	0	0	0	0	207	182
Black/African American:	0	0	0	0	0	0	227	0
Asian:	0	0	0	0	0	0	0	0
American Indian/Alaskan Native:	0	0	0	0	0	0	0	0
Native Hawaiian/Other Pacific Islander:	0	0	0	0	0	0	0	0
American Indian/Alaskan Native & White:	0	0	0	0	0	0	0	0
Asian White:	0	0	0	0	0	0	0	0
Black/African American & White:	0	0	0	0	0	0	0	0
American Indian/Alaskan Native & Black/African American:	0	0	0	0	0	0	0	0
Other multi-racial:	0	0	0	0	0	0	1	0
Asian/Pacific Islander:	0	0	0	0	0	0	0	0
Hispanic:	0	0	0	0	0	0	0	0
Total:	0	0	0	0	0	0	435	182
Female-headed Households:	0		0		0			

Income Category:

	Owner	Renter	Total	Person
Extremely Low	0	0	0	435
Low Mod	0	0	0	0
Moderate	0	0	0	0
Non Low Moderate	0	0	0	0
Total	0	0	0	435
Percent Low/Mod			100.0%	

Annual Accomplishments

Years	Accomplishment Narrative	# Benefitting
2009	(PY09) ACTIVITY REMAINS OPEN. PENDING COLLECTION OF CLOSE-OUT INFORMAITON. WILL REQUIRE AN AMENDMENT TO ADJUST PROPOSED UNITS. 435 PEOPLE BENEFITED FROM THIS ACTIVITY DURING THIS PROGRAM YEAR.	
2010	Activity completed. Closeout pending the collection of beneficiary information.	
2011	Activity completed. Closeout pending the collection of beneficiary information.	

PGM Year:	2009				
Project:	0017 - Miami-Dade Department of Human services-Treatment Alternatives to Street Crimes				
IDIS Activity:	4767 - Miami- Dade Department of Human Services- Treatment Alternatives to Street Crimes				
Status:	Completed 2/28/2013 10:28:03 AM		Objective:	Create suitable living environments	
Location:	2625 NW 62 Street Miami, FL 33147		Outcome:	Availability/accessibility	
			Matrix Code:	Crime Awareness (05I)	National Objective: LMC

Initial Funding Date: 09/23/2009

Financing

Funded Amount: 499,370.91

Drawn Thru Program Year: 499,370.91

Drawn In Program Year: 0.00

Description:

Treatment Alternatives to Street Crimes program provides specialized assessment for 168 individuals referred by and involved with the criminal justice system for LMC persons in Miami-Dade County. \$629.09 as per Resolution R#67-11.

Proposed Accomplishments

People (General) : 168

Actual Accomplishments

Number assisted:

	Owner		Renter		Total		Person	
	Total	Hispanic	Total	Hispanic	Total	Hispanic	Total	Hispanic
White:	0	0	0	0	0	0	31	2
Black/African American:	0	0	0	0	0	0	63	0
Asian:	0	0	0	0	0	0	0	0
American Indian/Alaskan Native:	0	0	0	0	0	0	0	0
Native Hawaiian/Other Pacific Islander:	0	0	0	0	0	0	0	0
American Indian/Alaskan Native & White:	0	0	0	0	0	0	0	0
Asian White:	0	0	0	0	0	0	0	0
Black/African American & White:	0	0	0	0	0	0	0	0
American Indian/Alaskan Native & Black/African American:	0	0	0	0	0	0	0	0
Other multi-racial:	0	0	0	0	0	0	94	0
Asian/Pacific Islander:	0	0	0	0	0	0	0	0
Hispanic:	0	0	0	0	0	0	0	0
Total:	0	0	0	0	0	0	188	2
Female-headed Households:	0		0		0			

Income Category:

	Owner	Renter	Total	Person
Extremely Low	0	0	0	179
Low Mod	0	0	0	9
Moderate	0	0	0	0
Non Low Moderate	0	0	0	0
Total	0	0	0	188
Percent Low/Mod				100.0%

Annual Accomplishments

Years	Accomplishment Narrative	# Benefitting
2009	(PY09) ACTIVITY COMPLETED BY SERVING 188 INDIVIDUALS. ACTIVITY COMPLETED. PENDING FINANCIAL CLOSEOUT.	
2010	Activity completed. Closeout pending collection of beneficiary information.	
2011	Activity completed. Closeout pending collection of beneficiary information.	

PGM Year:	2009
Project:	0021 - Miami-Dade Office of Neighborhood Compliance-Graffiti removal
IDIS Activity:	4771 - Miami-Dade Office of Neighborhood Compliance-Graffiti Removal

Status:	Completed 4/4/2013 9:11:14 AM	Objective:	Create suitable living environments
Location:	11805 SW 26th St Miami, FL 33175-2464	Outcome:	Sustainability
		Matrix Code:	Code Enforcement (15)
			National Objective: LMA

Initial Funding Date:	09/17/2009	Description:
Financing		Office of Neighborhood Compliance fka Team Metro as a service delivery cost will implement the removal of graffiti (175 violations) from property in CDBG eligible low-and-moderate areas and provide serve 3,240 households in those areas.
Funded Amount:	187,277.08	\$45,722.92 recaptured as per Resolution R67-11 dated 212011.
Drawn Thru Program Year:	187,277.08	
Drawn In Program Year:	0.00	

Proposed Accomplishments
 People (General) : 3,240
 Total Population in Service Area: 4,295
 Census Tract Percent Low / Mod: 82.50

Annual Accomplishments

Years	Accomplishment Narrative	# Benefitting
2009	(PY09) ACTIVITY REMAINS OPEN. PENDING COLLECTION OF CLOSE-OUT INFORMAITON.	
2010	34 violations issued. recaptured the balance. Closeout pending collection of additional documents.	
2011	Closeout pending collection of additional documents.	

PGM Year:	2009
Project:	0022 - Neighbors and Neighbors Association, Inc.
IDIS Activity:	4772 - Neighbors and Neighbors Association, Inc.-Economic Development Technical Assistance

Status:	Completed 2/18/2014 12:36:00 PM	Objective:	Create economic opportunities
Location:	180 NW 62nd St Miami, FL 33150-4543	Outcome:	Sustainability
		Matrix Code:	ED Technical Assistance (18B)
			National Objective: LMJ

Initial Funding Date:	09/16/2009	Description:
Financing		This activity is expected to create a minimum of 8 new jobs for very low-moderate income residents from under privilege areas.
Funded Amount:	278,747.63	We will provide direct technical assistance to a minimum of 300 small mom and pop businesses throughout Miami-Dade County.
Drawn Thru Program Year:	278,747.63	\$2.37 recaptured as per Non_Substantial change memo dated October 11, 2011.
Drawn In Program Year:	0.00	

Proposed Accomplishments
 Jobs : 8

Actual Accomplishments

Number assisted:	Owner		Renter		Total		Person	
	Total	Hispanic	Total	Hispanic	Total	Hispanic	Total	Hispanic

White:	0	0	0	0	0	0	13	9
Black/African American:	0	0	0	0	0	0	6	0
Asian:	0	0	0	0	0	0	3	0
American Indian/Alaskan Native:	0	0	0	0	0	0	0	0
Native Hawaiian/Other Pacific Islander:	0	0	0	0	0	0	0	0
American Indian/Alaskan Native & White:	0	0	0	0	0	0	0	0
Asian White:	0	0	0	0	0	0	0	0
Black/African American & White:	0	0	0	0	0	0	0	0
American Indian/Alaskan Native & Black/African American:	0	0	0	0	0	0	0	0
Other multi-racial:	0	0	0	0	0	0	0	0
Asian/Pacific Islander:	0	0	0	0	0	0	0	0
Hispanic:	0	0	0	0	0	0	0	0
Total:	0	0	0	0	0	0	22	9
Female-headed Households:	0		0		0			

Income Category:

	Owner	Renter	Total	Person
Extremely Low	0	0	0	0
Low Mod	0	0	0	22
Moderate	0	0	0	0
Non Low Moderate	0	0	0	0
Total	0	0	0	22
Percent Low/Mod				100.0%

Annual Accomplishments

Years	Accomplishment Narrative	# Benefitting
2010	Activity completed. National objective met. Closeout pending collection of additional documents.	
2011	Activity completed. National objective met. Closeout pending collection of additional documents. Created 7 jobs. retained 15 jobs	

PGM Year:	2009
Project:	0025 - South Florida Puerto Rican Chamber of Commerce, Inc.-Micro Loan Technical Assistance Program
IDIS Activity:	4775 - South Florida Puerto Rican Chamber of Commerce-Micro Loan Technical Assistance Program

Status:	Completed 1/9/2013 8:40:14 AM	Objective:	Create economic opportunities
Location:	3550 Biscayne Blvd Ste 306 Miami, FL 33137-3853	Outcome:	Sustainability
		Matrix Code:	Micro-Enterprise Assistance (18C)
			National Objective: LMJ

Initial Funding Date: 09/16/2009

Financing

Funded Amount:	96,219.72
Drawn Thru Program Year:	96,219.72
Drawn In Program Year:	0.00

Description:

MicroloanTechnical Assistance Program provides small business loans to qualified LM small businesses for business growth and expansion with a goal of job creationretention of 3 jobs.
\$2,530.28 recaptured as per Resolution #R67-11 dated 212011.

Proposed Accomplishments

Jobs : 3

Actual Accomplishments

Number assisted:

	Owner		Renter		Total		Person	
	Total	Hispanic	Total	Hispanic	Total	Hispanic	Total	Hispanic
White:	0	0	0	0	0	0	3	3
Black/African American:	0	0	0	0	0	0	0	0
Asian:	0	0	0	0	0	0	0	0
American Indian/Alaskan Native:	0	0	0	0	0	0	0	0
Native Hawaiian/Other Pacific Islander:	0	0	0	0	0	0	0	0
American Indian/Alaskan Native & White:	0	0	0	0	0	0	0	0
Asian White:	0	0	0	0	0	0	0	0
Black/African American & White:	0	0	0	0	0	0	0	0
American Indian/Alaskan Native & Black/African American:	0	0	0	0	0	0	0	0
Other multi-racial:	0	0	0	0	0	0	0	0
Asian/Pacific Islander:	0	0	0	0	0	0	0	0
Hispanic:	0	0	0	0	0	0	0	0
Total:	0	0	0	0	0	0	3	3
Female-headed Households:	0		0		0			

Income Category:

	Owner	Renter	Total	Person
Extremely Low	0	0	0	0
Low Mod	0	0	0	0
Moderate	0	0	0	3
Non Low Moderate	0	0	0	0
Total	0	0	0	3
Percent Low/Mod				100.0%

Annual Accomplishments

Years	Accomplishment Narrative	# Benefitting
2009	(PY 09): NATIONAL OBJECTIVE HAS BEEN MET. CLOSEOUT DOCUMENTATION WAS SUBMITTED PENDING FINANCIAL CLOSEOUT. PROPOSED THE CREATION OF 3 JOBS AND WAS ABLE TO CREATE 3.	
2010	NATIONAL OBJECTIVE HAS BEEN MET. CLOSEOUT DOCUMENTATION WAS SUBMITTED PENDING FINANCIAL CLOSEOUT. PROPOSED THE CREATION OF 3 JOBS AND WAS ABLE TO CREATE 3.	
2011	ACTIVITY COMPLETE. PENDING CLOSEOUT DOCUMENTATION.	

PGM Year: 2009

Project: 0027 - Dynamic Community Development Corporation-Economic Development Technical Assistance

IDIS Activity: 4777 - Dynamic Community Development Corporation-Economic Development Technical Assistance

Status: Completed 7/11/2013 10:02:09 AM

Location: 2671 NW 28th St Miami, FL 33142-6587

Objective: Create economic opportunities

Outcome: Sustainability

Matrix Code: ED Technical Assistance (18B)

National Objective: LMJ

Initial Funding Date: 09/16/2009

Financing

Funded Amount: 95,417.12

Drawn Thru Program Year: 95,417.12

Drawn In Program Year: 0.00

Description:

To promote economic development and job creationrention in Melrose NRSA through workshops, job fair, publication of community newsletter.

Activity is expected to create 2 jobs.

\$2,986.47 recaptured as per reso # R-67-11 on 212011.

\$1,596.41 recaptured as per Non_Substantial change memo dated October 11, 2011.

Proposed Accomplishments

Jobs : 2

Actual Accomplishments

Number assisted:

	Owner		Renter		Total		Person	
	Total	Hispanic	Total	Hispanic	Total	Hispanic	Total	Hispanic
White:	0	0	0	0	0	0	3	3
Black/African American:	0	0	0	0	0	0	0	0
Asian:	0	0	0	0	0	0	0	0
American Indian/Alaskan Native:	0	0	0	0	0	0	0	0
Native Hawaiian/Other Pacific Islander:	0	0	0	0	0	0	0	0
American Indian/Alaskan Native & White:	0	0	0	0	0	0	0	0
Asian White:	0	0	0	0	0	0	0	0
Black/African American & White:	0	0	0	0	0	0	0	0
American Indian/Alaskan Native & Black/African American:	0	0	0	0	0	0	0	0
Other multi-racial:	0	0	0	0	0	0	0	0
Asian/Pacific Islander:	0	0	0	0	0	0	0	0
Hispanic:	0	0	0	0	0	0	0	0
Total:	0	0	0	0	0	0	3	3
Female-headed Households:	0		0		0			

Income Category:

	Owner	Renter	Total	Person
Extremely Low	0	0	0	0
Low Mod	0	0	0	0
Moderate	0	0	0	3
Non Low Moderate	0	0	0	0
Total	0	0	0	3
Percent Low/Mod				100.0%

Annual Accomplishments

Years	Accomplishment Narrative	# Benefitting
2009	(PY09) Awarded \$50,000 additional funds thru Resolution R-111-10. NATIONAL OBJECTIVE MET. THREE (3) JOBS WERE CREATED. CLOSE-OUT DOCUMENTATION SUBMITTED. PENDING FINANCIAL CLOSEOUT.	
2010	Activity completed. Pending close out documentation.	
2011	Activity completed. Pending close out documentation.	

PGM Year: 2009
Project: 0028 - Partners for Self Employment-Matched Savings Fund
IDIS Activity: 4778 - Partners for Sel-Employment-Matching Savinings fund

Status: Completed 7/25/2013 1:10:18 PM
Location: 3000 Biscayne Blvd Ste 102 Miami, FL 33137-4139

Objective: Create economic opportunities
Outcome: Sustainability
Matrix Code: Micro-Enterprise Assistance (18C) National Objective: LMJ

Initial Funding Date: 09/16/2009

Financing

Funded Amount: 116,779.29
Drawn Thru Program Year: 116,779.29
Drawn In Program Year: 0.00

Description:

Provide \$2 match for \$1 deposit into MSF Saving Account from Low Income residents of Miami-Dade to be used for first time home ownership or expansion of a small business.

Proposed Accomplishments

Jobs : 5

Actual Accomplishments

Number assisted:

	Owner		Renter		Total		Person	
	Total	Hispanic	Total	Hispanic	Total	Hispanic	Total	Hispanic
White:	0	0	0	0	0	0	4	4
Black/African American:	0	0	0	0	0	0	4	0
Asian:	0	0	0	0	0	0	0	0
American Indian/Alaskan Native:	0	0	0	0	0	0	0	0
Native Hawaiian/Other Pacific Islander:	0	0	0	0	0	0	0	0
American Indian/Alaskan Native & White:	0	0	0	0	0	0	0	0
Asian White:	0	0	0	0	0	0	0	0
Black/African American & White:	0	0	0	0	0	0	0	0
American Indian/Alaskan Native & Black/African American:	0	0	0	0	0	0	0	0
Other multi-racial:	0	0	0	0	0	0	0	0
Asian/Pacific Islander:	0	0	0	0	0	0	0	0
Hispanic:	0	0	0	0	0	0	0	0
Total:	0	0	0	0	0	0	8	4
Female-headed Households:	0		0		0			

Income Category:

	Owner	Renter	Total	Person
Extremely Low	0	0	0	0
Low Mod	0	0	0	8
Moderate	0	0	0	0
Non Low Moderate	0	0	0	0
Total	0	0	0	8
Percent Low/Mod				100.0%

Annual Accomplishments

Years	Accomplishment Narrative	# Benefitting
2009	Created 8 jobs.	
2010	Activity ongoing. Contract to be extended to 9/30/2011. Pending submission of additional performance information.	
2011	Closing out contract. 5 jobs created	
PGM Year:	2009	
Project:	0029 - Miami-Dade OCED-Florida State Enterprise Zone Program	
IDIS Activity:	4779 - Miami-Dade OCED-Florida State Enterprise Zone Program	

Status:	Open	Objective:	Create economic opportunities	
Location:	701 NW 1st Ct Miami, FL 33136-3902	Outcome:	Sustainability	
		Matrix Code:	ED Direct Financial Assistance to For-Profits (18A)	National Objective: LMJ
Initial Funding Date:	09/16/2009	Description:	Assist a minimum of 60 businesses in CDBG eligible Enterprise Zone areas in Miami-Dade to access state and local fiscal incentives to promote business attraction and expansion. Activity will create a minimum of 6 jobs for low and mod income persons. \$29,773.04 was recaptured as per Resolution R-782-11.	
Financing				
Funded Amount:	150,226.96			
Drawn Thru Program Year:	150,226.96			
Drawn In Program Year:	0.00			

Proposed Accomplishments

Jobs : 6

Actual Accomplishments

Number assisted:

	Owner		Renter		Total		Person	
	Total	Hispanic	Total	Hispanic	Total	Hispanic	Total	Hispanic
White:	0	0	0	0	0	0		0
Black/African American:	0	0	0	0	0	0	0	0
Asian:	0	0	0	0	0	0	0	0
American Indian/Alaskan Native:	0	0	0	0	0	0	0	0
Native Hawaiian/Other Pacific Islander:	0	0	0	0	0	0	0	0
American Indian/Alaskan Native & White:	0	0	0	0	0	0	0	0
Asian White:	0	0	0	0	0	0	0	0
Black/African American & White:	0	0	0	0	0	0	0	0
American Indian/Alaskan Native & Black/African American:	0	0	0	0	0	0	0	0
Other multi-racial:	0	0	0	0	0	0	0	0
Asian/Pacific Islander:	0	0	0	0	0	0	0	0
Hispanic:	0	0	0	0	0	0	0	0
Total:	0	0	0	0	0	0	0	0
Female-headed Households:	0		0		0			

Income Category:

	Owner	Renter	Total	Person
Extremely Low	0	0	0	0
Low Mod	0	0	0	0

Moderate	0	0	0	0
Non Low Moderate	0	0	0	0
Total	0	0	0	0
Percent Low/Mod				

Annual Accomplishments

Years	Accomplishment Narrative	# Benefitting
-------	--------------------------	---------------

2010	ACTIVITY REMAINS OPEN. PENDING CLOSEOUT DOCUMENTS	
2011	ACTIVITY COMPLETE. PENDING CLOSEOUT DOCUMENTATION.	

PGM Year: 2009

Project: 0033 - Cliff's restaurant Miami, Inc.-Rehabilitation

IDIS Activity: 4783 - Cliff's Restaurant Rehabilitation

Status: Open

Location: 10740 NW 7th Ave Miami, FL 33168-2104

Objective: Create economic opportunities

Outcome: Sustainability

Matrix Code: ED Direct Financial Assistance to For-Profits (18A)

National Objective: LMJ

Initial Funding Date: 09/16/2009

Financing

Funded Amount: 76,970.81

Drawn Thru Program Year: 0.00

Drawn In Program Year: 0.00

Description:

Interior renovation of 1-story restaurant.

Will retain 2 jobs and allow operator-owner to fix up his property.

Business located in the West Little River NRSA.

Funding amount increased by \$467.24 as per memo dated 3232011 for Professional Services Technical Assistance.

Proposed Accomplishments

Jobs : 2

Actual Accomplishments

Number assisted:

	Owner		Renter		Total		Person	
	Total	Hispanic	Total	Hispanic	Total	Hispanic	Total	Hispanic
White:	0	0	0	0	0	0		0
Black/African American:	0	0	0	0	0	0	0	0
Asian:	0	0	0	0	0	0	0	0
American Indian/Alaskan Native:	0	0	0	0	0	0	0	0
Native Hawaiian/Other Pacific Islander:	0	0	0	0	0	0	0	0
American Indian/Alaskan Native & White:	0	0	0	0	0	0	0	0
Asian White:	0	0	0	0	0	0	0	0
Black/African American & White:	0	0	0	0	0	0	0	0
American Indian/Alaskan Native & Black/African American:	0	0	0	0	0	0	0	0
Other multi-racial:	0	0	0	0	0	0	0	0
Asian/Pacific Islander:	0	0	0	0	0	0	0	0
Hispanic:	0	0	0	0	0	0	0	0
Total:	0	0	0	0	0	0	0	0
Female-headed Households:	0		0		0			

Income Category:

	Owner	Renter	Total	Person
Extremely Low	0	0	0	0
Low Mod	0	0	0	0
Moderate	0	0	0	0
Non Low Moderate	0	0	0	0
Total	0	0	0	0
Percent Low/Mod				

Annual Accomplishments

Years	Accomplishment Narrative	# Benefitting
2009	(PY09): ACTIVITY REMAINS OPEN.PENDING DETERMINATION OF PROJECT FEASIBILITY DUE TO LIMITED FINANCIAL RESOURCES. PROJECT ON HOLD PENDING RESOLUTION OF THESE ISSUES.	
2010	CONTRACT UNDER DEVELOPMENT. EXPECTED COMPLETION DATE 12/31/2011.	
2011	The project is ongoing and additional survey pending for feasibility.	

PGM Year: 2009**Project:** 0035 - City of Miami Springs- Senior Center Rehab**IDIS Activity:** 4785 - City of Miami Springs senior Center Rehab

Status: Completed 2/7/2013 11:24:35 AM

Location: 334 Payne Dr Miami Springs, FL 33166

Objective: Create suitable living environments

Outcome: Availability/accessibility

Matrix Code: Senior Centers (03A)

National Objective: LMC

Initial Funding Date: 11/03/2009**Financing**

Funded Amount: 115,832.07

Drawn Thru Program Year: 115,832.07

Drawn In Program Year: 0.00

Description:

Miami Springs Senior Center Rehab located at 343 Payne Drive.

Work to include repair of roof, kitchen and ADA restroom upgrades improving physical access for 3,261 seniors residing in the City of Miami Springs and the Village of Virginia Gardens.

Proposed Accomplishments

Public Facilities : 1

Actual Accomplishments*Number assisted:*

	Owner		Renter		Total		Person	
	Total	Hispanic	Total	Hispanic	Total	Hispanic	Total	Hispanic
White:	0	0	0	0	0	0	241	142
Black/African American:	0	0	0	0	0	0	2	2
Asian:	0	0	0	0	0	0	0	0
American Indian/Alaskan Native:	0	0	0	0	0	0	0	0
Native Hawaiian/Other Pacific Islander:	0	0	0	0	0	0	0	0
American Indian/Alaskan Native & White:	0	0	0	0	0	0	0	0
Asian White:	0	0	0	0	0	0	0	0
Black/African American & White:	0	0	0	0	0	0	0	0
American Indian/Alaskan Native & Black/African American:	0	0	0	0	0	0	0	0
Other multi-racial:	0	0	0	0	0	0	0	0

Asian/Pacific Islander:	0	0	0	0	0	0	0	0
Hispanic:	0	0	0	0	0	0	0	0
Total:	0	0	0	0	0	0	243	144
Female-headed Households:	0		0		0			

Income Category:

	Owner	Renter	Total	Person
Extremely Low	0	0	0	0
Low Mod	0	0	0	0
Moderate	0	0	0	0
Non Low Moderate	0	0	0	243
Total	0	0	0	243
Percent Low/Mod				0.0%

Annual Accomplishments

Years	Accomplishment Narrative	# Benefitting
2009	(PY09) ACIVITY REMAINS OPEN. AGENCY FUNDED FOR ROOF AND INTERIOR IMPROVEMENTS INCLUDING ADA COMPLIANCE. ROOFING CONTRACT AWARDED. AGECHY IS WORKING ON BID PACKAGE FOR REMAINDER OF WORK	
2010	AWARDED ADDITIONAL \$\$ CONTRACT EXTENDED THROUGH 12/31//2011. CONTRACTOR HAS COMPLETED RENOVATION OF FOOD PREPARATION AREA. 90% OF MEN'S AND WOMEN'S RESTROOMS HAVE FINISHED. ACTIVITY IS ONGOING.	
2011	Activity completed and final inspections by City building official and County Officials.	
2012	Activity completed.	

PGM Year:	2009
Project:	0036 - Miami-Dade Office of Neighborhood Compliance-Code Enforcement
IDIS Activity:	4786 - Miami-Dade Office of Neighborhood Compliance-Code Enforcement

Status:	Completed 2/21/2013 8:08:16 AM	Objective:	Create suitable living environments
Location:	11805 SW 26th St Miami, FL 33175-2464	Outcome:	Sustainability
		Matrix Code:	Code Enforcement (15)
		National Objective:	LMA

Initial Funding Date:	09/17/2009	Description:	
Financing		Office of Neighborhood Compliance fka Team Metro will identify and remove code enforcement violations (open 2,500 compliance cases) in multi district CDBG NRSA and Eligible Block Group Areas.	
Funded Amount:	529,000.00		
Drawn Thru Program Year:	529,000.00		
Drawn In Program Year:	0.00		

Proposed Accomplishments

People (General) : 5,500
Total Population in Service Area: 6,382
Census Tract Percent Low / Mod: 77.20

Annual Accomplishments

Years	Accomplishment Narrative	# Benefitting
2009	(PY09) ACTIVITY REMAINS OPEN. PENDING COLLECTION OF CLOSE-OUT INFORMATION.	

2010	Project completed. Pending documentation.
2011	Project completed. Pending documentation.
2012	project completed.

PGM Year:	2009
Project:	0040 - Association for Development of the Exceptional Inc.-ADE South Facility Expansion Project
IDIS Activity:	4790 - Association for Development of the Exceptional-South Facility Expansion

Status:	Open	Objective:	Create suitable living environments
Location:	12700 SW 216th St Miami, FL 33170-2602	Outcome:	Sustainability
		Matrix Code:	Handicapped Centers (03B)
		National Objective:	LMC

Initial Funding Date:	09/17/2009	Description:	
Financing		Construction of a 4,000+ sf facility for lowmod adults with developmental disabilities accomodating 80-100 clients.	
Funded Amount:	126,686.10	Facility will have ADA designed classrooms, bathrooms, parking lot and green areas. Deducted \$522,323.90 from the total funding of \$649,100.00 as per R-627-13.	
Drawn Thru Program Year:	59,226.63		
Drawn In Program Year:	57,864.38		

Proposed Accomplishments

Public Facilities : 1

Actual Accomplishments

Number assisted:	Owner		Renter		Total		Person	
	Total	Hispanic	Total	Hispanic	Total	Hispanic	Total	Hispanic
White:	0	0	0	0	0	0		0
Black/African American:	0	0	0	0	0	0	0	0
Asian:	0	0	0	0	0	0	0	0
American Indian/Alaskan Native:	0	0	0	0	0	0	0	0
Native Hawaiian/Other Pacific Islander:	0	0	0	0	0	0	0	0
American Indian/Alaskan Native & White:	0	0	0	0	0	0	0	0
Asian White:	0	0	0	0	0	0	0	0
Black/African American & White:	0	0	0	0	0	0	0	0
American Indian/Alaskan Native & Black/African American:	0	0	0	0	0	0	0	0
Other multi-racial:	0	0	0	0	0	0	0	0
Asian/Pacific Islander:	0	0	0	0	0	0	0	0
Hispanic:	0	0	0	0	0	0	0	0
Total:	0	0	0	0	0	0	0	0
Female-headed Households:	0		0		0			

Income Category:	Owner	Renter	Total	Person
Extremely Low	0	0	0	0
Low Mod	0	0	0	0
Moderate	0	0	0	0

Non Low Moderate	0	0	0	0
Total	0	0	0	0
Percent Low/Mod				

Annual Accomplishments

Years	Accomplishment Narrative	# Benefitting
2009	(PY09) ACIVITY REMAINS OPEN. PROJECT DELAYED DUE TO PLANNING AND ZONING REQUIREMENT TO INCORPORATE WATER & SEWER CONNECTIONS IN THE CONSTRUCTION DESIGN. APPROVAL OF NEW PLANS AND SPECIFICAITONS INCREASED PROJECT COSTS AND CAUSED DELAYS.	
2010	ARCHITECTURAL DRAWING HAVE BEEN COMPLETED. PROJECT ONGOING EXPECTED COMPLETION DATE OF THIS PROJECT IS 12/31/2011.	
2011	Project is ongoing. Contractor selection in process. Construction is expected to be completed by December 2012.	
2012	All permits are granted. water and sewer connection to main line commenced.	
2013	Asphalt and fence project completed in November 2013. Seeking additional funding.	

PGM Year: 2009
Project: 0041 - Goombay Cafeteria and Club, Inc.-Shantel Lounge Expansion
IDIS Activity: 4791 - Goombay Cafeteria and Club, Inc.-Shantel Lounge Expansion

Status: Open
Location: 5426 NW 7th Ave Miami, FL 33127-1802

Objective: Create economic opportunities
Outcome: Sustainability
Matrix Code: ED Direct Financial Assistance to For-Profits (18A) **National Objective:** LMJ

Initial Funding Date: 09/17/2009

Financing

Funded Amount: 50,000.00
Drawn Thru Program Year: 0.00
Drawn In Program Year: 0.00

Description:

The Shantel Lounge Expansion proposes to expand its Outdoor seating area in the back of the restaurantlounge for after hour patrons and clients

Proposed Accomplishments

Jobs : 2

Actual Accomplishments

Number assisted:	Owner		Renter		Total		Person	
	Total	Hispanic	Total	Hispanic	Total	Hispanic	Total	Hispanic
White:	0	0	0	0	0	0		0
Black/African American:	0	0	0	0	0	0	0	0
Asian:	0	0	0	0	0	0	0	0
American Indian/Alaskan Native:	0	0	0	0	0	0	0	0
Native Hawaiian/Other Pacific Islander:	0	0	0	0	0	0	0	0
American Indian/Alaskan Native & White:	0	0	0	0	0	0	0	0
Asian White:	0	0	0	0	0	0	0	0
Black/African American & White:	0	0	0	0	0	0	0	0
American Indian/Alaskan Native & Black/African American:	0	0	0	0	0	0	0	0
Other multi-racial:	0	0	0	0	0	0	0	0
Asian/Pacific Islander:	0	0	0	0	0	0	0	0

Hispanic:	0	0	0	0	0	0	0	0
Total:	0	0	0	0	0	0	0	0

Female-headed Households:	0	0	0	0	0	0	0	0
---------------------------	---	---	---	---	---	---	---	---

Income Category:

	Owner	Renter	Total	Person
Extremely Low	0	0	0	0
Low Mod	0	0	0	0
Moderate	0	0	0	0
Non Low Moderate	0	0	0	0
Total	0	0	0	0

Percent Low/Mod

Annual Accomplishments

Years	Accomplishment Narrative	# Benefitting
2009	(PY09) ACTIVITY REMAINS OPEN. PENDING DETERMINATION OF PROJECT FEASIBILITY DUE TO LIMITED FINANCIAL RESOURCES TO CARRY OUT ACTIVITY.	
2010	Activity is ongoing.Agency is seeking additional funds to complete the rehab work.	
2011	Pending additional financial information to determine feasibility.	

PGM Year:	2009
Project:	0043 - Neighbors and Neighbors association, Inc.-Farmers Market
IDIS Activity:	4793 - Neighbors and Neighbors Association-Farmers Market

Status:	Open	Objective:	Create economic opportunities
Location:	18271 SW 109th Ave Miami, FL 33157-5045	Outcome:	Sustainability
		Matrix Code:	ED Technical Assistance (18B)
		National Objective:	LMJ

Initial Funding Date: 09/17/2009

Financing

Funded Amount:	40,000.00
Drawn Thru Program Year:	0.00
Drawn In Program Year:	0.00

Description:
 Organize and operate an open-air Farmer's Market to be known as the West Perine Community Farmer's Market, to provide direct technical assistance to MOM and POP businesses, also provide Micro Loans.
 The project will create 1 job.

Proposed Accomplishments

Jobs : 1

Actual Accomplishments

Number assisted:

	Owner		Renter		Total		Person	
	Total	Hispanic	Total	Hispanic	Total	Hispanic	Total	Hispanic
White:	0	0	0	0	0	0		0
Black/African American:	0	0	0	0	0	0	0	0
Asian:	0	0	0	0	0	0	0	0
American Indian/Alaskan Native:	0	0	0	0	0	0	0	0
Native Hawaiian/Other Pacific Islander:	0	0	0	0	0	0	0	0

American Indian/Alaskan Native & White:	0	0	0	0	0	0	0	0
Asian White:	0	0	0	0	0	0	0	0
Black/African American & White:	0	0	0	0	0	0	0	0
American Indian/Alaskan Native & Black/African American:	0	0	0	0	0	0	0	0
Other multi-racial:	0	0	0	0	0	0	0	0
Asian/Pacific Islander:	0	0	0	0	0	0	0	0
Hispanic:	0	0	0	0	0	0	0	0
Total:	0	0	0	0	0	0	0	0
Female-headed Households:	0		0		0			

Income Category:

	Owner	Renter	Total	Person
Extremely Low	0	0	0	0
Low Mod	0	0	0	0
Moderate	0	0	0	0
Non Low Moderate	0	0	0	0
Total	0	0	0	0

Percent Low/Mod

Annual Accomplishments

Years	Accomplishment Narrative	# Benefitting
2009	(PY09) ACTIVITY REMAINS OPEN. PROJECT DELAYED DUE TO SITE CONTROL ISSUES, FUNDING, AND DETERMINATION IF PERMANENT JOB STATUS CAN BE OBTAINED. PROJECT ON HOLD PENDING RESOLUTION OF THESE ISSUES.	
2010	Activity is ongoing.	
2011	Activity is ongoing. The agency is seeking additional funds to complete the work.	

PGM Year: 2009

Project: 0044 - Latin Chamber of Commerce-Micro-Enterprise Technical Assistance

IDIS Activity: 4794 - Latin Chamber of Commerce-Micro-Enterprise Technical Assistance

Status: Completed 2/1/2013 9:38:55 AM

Location: 1417 W Flagler St Miami, FL 33135-2208

Objective: Create economic opportunities

Outcome: Sustainability

Matrix Code: Micro-Enterprise Assistance (18C)

National Objective: LMJ

Initial Funding Date: 09/17/2009

Financing

Funded Amount: 41,634.52

Drawn Thru Program Year: 41,634.52

Drawn In Program Year: 0.00

Description:

Micro Enterprise Technical Assistance to included counseling, training, referral network and SBDC Certified Business Analyst assistnace countywide to create 2 jobs.

Proposed Accomplishments

Jobs : 2

Actual Accomplishments

	Owner		Renter		Total		Person	
<i>Number assisted:</i>	Total	Hispanic	Total	Hispanic	Total	Hispanic	Total	Hispanic

White:	0	0	0	0	0	0	2	2
Black/African American:	0	0	0	0	0	0	0	0
Asian:	0	0	0	0	0	0	0	0
American Indian/Alaskan Native:	0	0	0	0	0	0	0	0
Native Hawaiian/Other Pacific Islander:	0	0	0	0	0	0	0	0
American Indian/Alaskan Native & White:	0	0	0	0	0	0	0	0
Asian White:	0	0	0	0	0	0	0	0
Black/African American & White:	0	0	0	0	0	0	0	0
American Indian/Alaskan Native & Black/African American:	0	0	0	0	0	0	0	0
Other multi-racial:	0	0	0	0	0	0	0	0
Asian/Pacific Islander:	0	0	0	0	0	0	0	0
Hispanic:	0	0	0	0	0	0	0	0
Total:	0	0	0	0	0	0	2	2
Female-headed Households:	0		0		0			

Income Category:

	Owner	Renter	Total	Person
Extremely Low	0	0	0	0
Low Mod	0	0	0	1
Moderate	0	0	0	1
Non Low Moderate	0	0	0	0
Total	0	0	0	2
Percent Low/Mod				100.0%

Annual Accomplishments

Years	Accomplishment Narrative	# Benefitting
2009	Documentation for two jobs was submitted. Programmatic portion of activity completed pending financial closeout.	
2010	ACTIVITY WILL REMAIN OPEN FOR THE RECAPTURE OF BALANCE /FUNDS.	
2011	ACTIVITY REMAINS OPEN. PENDING FINANCIAL CLOSEOUT.	

PGM Year: 2009
Project: 0045 - MBCDC:The London LLC- London apartments
IDIS Activity: 4795 - MBCDC:London Apartments

Status: Open
Location: 1965 Washington Ave Miami Beach, FL 33139-1973

Objective: Provide decent affordable housing

Outcome: Affordability

Matrix Code: Construction of Housing (12)

National Objective: LMH

Initial Funding Date: 09/17/2009

Financing

Funded Amount: 456,425.13
Drawn Thru Program Year: 386,482.75
Drawn In Program Year: 75,473.50

Description:

Rehabilitation of 33 rental apartment units for low income families on Miami Beach.Funding amount increased by \$11,191.98 as per memo dated 3/23/2011 for Professional Services Technical Assistance.

Proposed Accomplishments

Housing Units : 33

Actual Accomplishments*Number assisted:*

	Owner		Renter		Total		Person	
	Total	Hispanic	Total	Hispanic	Total	Hispanic	Total	Hispanic
White:	0	0	0	0	0	0		0
Black/African American:	0	0	0	0	0	0	0	0
Asian:	0	0	0	0	0	0	0	0
American Indian/Alaskan Native:	0	0	0	0	0	0	0	0
Native Hawaiian/Other Pacific Islander:	0	0	0	0	0	0	0	0
American Indian/Alaskan Native & White:	0	0	0	0	0	0	0	0
Asian White:	0	0	0	0	0	0	0	0
Black/African American & White:	0	0	0	0	0	0	0	0
American Indian/Alaskan Native & Black/African American:	0	0	0	0	0	0	0	0
Other multi-racial:	0	0	0	0	0	0	0	0
Asian/Pacific Islander:	0	0	0	0	0	0	0	0
Hispanic:	0	0	0	0	0	0	0	0
Total:	0	0	0	0	0	0	0	0
Female-headed Households:	0		0		0			

Income Category:

	Owner	Renter	Total	Person
Extremely Low	0	0	0	0
Low Mod	0	0	0	0
Moderate	0	0	0	0
Non Low Moderate	0	0	0	0
Total	0	0	0	0
Percent Low/Mod				

Annual Accomplishments

Years	Accomplishment Narrative	# Benefitting
2009	(PY09) ACTIVITY REMAINS OPEN.BIDS RECEIVED AND CONTRACTS SIGNED. WAITING ON ENVIRONMENTAL CLEARANCE TO SCHEDULE PRE-CONSTRUCTION CONFERENCE.	
2010	Funding amount increased by \$22,403.46 as per memo dated 10/01/2010 for Professional Services Technical Assistance.Project is underway. Agency expected to complete by 12/31/2011.	
2011	Roof is completed at one building and is at permitting stage for the second building. Rehabilitation is underway.	
2012	Roof 100% complete at 1965 and 1975 Washington. Windows 100% complete at 1965 and 1975 Washington. Stucco and painting extension approved and ready to start ASAP.	
2013	Roof 100% completed at 1965 and 1975 Washington. windows 100% completed at 1965 and 1975 Washington. Stucco and painting 80% completed(4th quarter progress report).	

PGM Year: 2009
Project: 0046 - Miami-Dade Department of Parks & Recreation-Goulds Park New Walkways
IDIS Activity: 4796 - Miami-Dade Dept. of Parks and Recreation-Goulds Park New Walkways

Status: Completed 2/5/2014 7:09:56 AM
Location: 11350 SW 216th St Miami, FL 33170-2964

Objective: Create suitable living environments
Outcome: Sustainability
Matrix Code: Sidewalks (03L) National Objective: LMA

Initial Funding Date: 09/17/2009

Financing

Funded Amount: 96,438.40
Drawn Thru Program Year: 96,438.40
Drawn In Program Year: 0.00

Description:

Provide smart urbanism thru installation of new walkways allowing minimum accessible routes from the recreational center to the playground, track tennis court and pool in Gould Park in the GOULDS NRSA located at 11350 SW 216 St. Miami FL

Proposed Accomplishments

People (General) : 2,253
Total Population in Service Area: 3,468
Census Tract Percent Low / Mod: 72.00

Annual Accomplishments

Years	Accomplishment Narrative	# Benefitting
2009	(PY09) PROJECT COMPLETED. LOCATED IN GOULDS NRSA; THEREFORE LOW-MOD REQUIREMENT AND RESIDENTIAL REQUIREMENTS FOR LMA ARE MET.	
2010	Project completed. Pending documentation..	
2011	Project completed. Pending documentation..	

PGM Year: 2009
Project: 0047 - Miami-Dade Department of Parks and Recreation-Little River Park Improvements/Kaboom Playground-Ph-2
IDIS Activity: 4797 - Miami-Dade Department of Parks & Recreation-Little river Park Improvements/Kaboom Playground-PH 2

Status: Completed 2/5/2014 7:12:17 AM
Location: 10525 NW 24th Ave Miami, FL 33147-1214

Objective: Create suitable living environments
Outcome: Sustainability
Matrix Code: Parks, Recreational Facilities (03F) National Objective: LMA

Initial Funding Date: 09/17/2009

Financing

Funded Amount: 103,561.60
Drawn Thru Program Year: 103,561.60
Drawn In Program Year: 0.00

Description:

Provide smart urbanism thru adapting existing newly designedconstructed playground including installing a poured in place surface, additional play elementsshade structure located in the West Little River Park serving West Little River NRSA residents

Proposed Accomplishments

Public Facilities : 1
Total Population in Service Area: 4,297
Census Tract Percent Low / Mod: 65.70

Annual Accomplishments

2009	(PY09) ACTIVITY REMAINS OPEN. REHABILITATION WAS PROJECTED TO START ON JANUARY 2010. EXPECTED PROJECT COMPLETION DATE IS MARCH 2010.
2010	ACTIVITY COMPLETED. CLOSEOUT PENDING THE COLLECTION OF ADDITIONAL DOCUMENTS.
2011	ACTIVITY COMPLETED. CLOSEOUT PENDING THE COLLECTION OF ADDITIONAL DOCUMENTS.
2013	Activity completed

PGM Year:	2009
Project:	0048 - Black Economic Development Coalition, Inc.-Micro-Enterprise
IDIS Activity:	4798 - Black Economic Development Coalition-Micro-Enterprise

Status:	Completed 10/11/2013 7:55:35 AM	Objective:	Create economic opportunities
Location:	5800 NW 7th Ave Miami, FL 33127-1100	Outcome:	Sustainability
		Matrix Code:	Micro-Enterprise Assistance (18C)
			National Objective: LMJ

Initial Funding Date:	09/17/2009	Description:	
Financing		Provide Micro loans to lowmoderate income individuals who either lack or have inadequate financing resources to start or expand to create or retain 1 jobs located in the Federal Empowerment Zone	
Funded Amount:	25,000.00		
Drawn Thru Program Year:	25,000.00		
Drawn In Program Year:	0.00		

Proposed Accomplishments

Jobs : 1

Actual Accomplishments

Number assisted:	Owner		Renter		Total		Person	
	Total	Hispanic	Total	Hispanic	Total	Hispanic	Total	Hispanic
White:	0	0	0	0	0	0		0
Black/African American:	0	0	0	0	0	0	9	0
Asian:	0	0	0	0	0	0	0	0
American Indian/Alaskan Native:	0	0	0	0	0	0	0	0
Native Hawaiian/Other Pacific Islander:	0	0	0	0	0	0	0	0
American Indian/Alaskan Native & White:	0	0	0	0	0	0	0	0
Asian White:	0	0	0	0	0	0	0	0
Black/African American & White:	0	0	0	0	0	0	0	0
American Indian/Alaskan Native & Black/African American:	0	0	0	0	0	0	0	0
Other multi-racial:	0	0	0	0	0	0	0	0
Asian/Pacific Islander:	0	0	0	0	0	0	0	0
Hispanic:	0	0	0	0	0	0	0	0
Total:	0	0	0	0	0	0	9	0
Female-headed Households:	0		0		0			

<i>Income Category:</i>	Owner	Renter	Total	Person
Extremely Low	0	0	0	0

Low Mod	0	0	0	4
Moderate	0	0	0	4
Non Low Moderate	0	0	0	1
Total	0	0	0	9
Percent Low/Mod				88.9%

Annual Accomplishments

Years	Accomplishment Narrative	# Benefitting
2010	ACTIVITY COMPLETE. PENDING CLOSEOUT DOCUMENTATION.	
2011	ACTIVITY COMPLETE. PENDING CLOSEOUT DOCUMENTATION. CREATED 9 JOBS.	

PGM Year: 2009
Project: 0050 - City of South Miami-Sw 66 Street Improvement- Phase II
IDIS Activity: 4800 - City of South Miami-SW 66 Street Improvement- Phase 2

Status: Completed 8/6/2013 7:28:42 AM
Location: SW 66 Street from SW 60 Ave to SW 61 Ave Miami, FL 33143
Objective: Create suitable living environments
Outcome: Sustainability
Matrix Code: Street Improvements (03K) National Objective: LMA

Initial Funding Date: 09/18/2009

Financing

Funded Amount: 230,282.42
Drawn Thru Program Year: 230,282.42
Drawn In Program Year: 0.00

Description:

Street Improvement on SW 66th St from SW 59 Pl to SW 61 Ct.
Project consists of reconstruction & upgrading of sidewalk (widening), roadway resurfacing, enhanced street lighting, brick paved intersections & landscaping associated with irrigation system. \$164,717.58 recaptured as per R-627-13.

Proposed Accomplishments

People (General) : 952
Total Population in Service Area: 1,170
Census Tract Percent Low / Mod: 88.60

Annual Accomplishments

Years	Accomplishment Narrative	# Benefitting
2009	(PY09) ACTIVITY REMAINS OPEN. EXPECTED COMPLETION DATE IS DECEMBER 31, 2010.	
2010	PROJECT IS ON-GOING.	
2011	Construction is 60% completed. Drainage structure installations are complete. ADA ramps and sidewalk are complete. Paved intersection is complete. Activity is underway.	
2012	Construction is 100% complete. drainage structure installation are complete. ADA ramps & sidewalks are complete. Paved intersection is complete. Road resurfacing has been complete.	

PGM Year: 2009
Project: 0049 - Miami-Dade Department of Parks & Recreation-Acquisition and Rehabilitation of Ben Shavis Park
IDIS Activity: 4802 - Miami-Dade Department of Parks & Recreation-Ben Shavis Park

Status: Canceled 2/5/2014 1:40:58 PM
Location: SW 179 Street and SW 104th Ave Miami, FL 33157
Objective: Create suitable living environments
Outcome: Sustainability
Matrix Code: Parks, Recreational Facilities (03F) National Objective: LMA

Initial Funding Date:		09/18/2009	Description:		Acquisition & Rehabilitation of Ben Shavis Park. \$91,275.40 was recaptured as per Resolution R-782-11.				
Financing									
Funded Amount:		0.00							
Drawn Thru Program Year:		0.00							
Drawn In Program Year:		0.00							
Proposed Accomplishments									
Public Facilities :		1							
Total Population in Service Area:		1,317							
Census Tract Percent Low / Mod:		74.80							
Annual Accomplishments									
Years	Accomplishment Narrative							# Benefitting	
2009	(PY09) ACTIVITY REMAINS OPEN. APPRAISAL PERFORMED. NEGOTIATIONS IN PROCESS FOR ACQUISITION OF PROPERTY.								
2010	PROJECT ON GOING								
2011	PENDING CLOSE-OUT DOCUMENTATION								
PGM Year:	2009								
Project:	0053 - Cielo Apartments (CDBG)								
IDIS Activity:	4804 - Cielo, LTD/Cielo Apartments								
Status:	Completed 4/19/2013 9:24:00 AM			Objective:	Provide decent affordable housing				
Location:	1930 and 1940 Marseilles Drive Miami Beach, FL 33140			Outcome:	Affordability				
				Matrix Code:	Rehab; Multi-Unit Residential (14B)		National Objective:	LMH	
Initial Funding Date:		09/24/2009	Description:		Moderate rental rehabilitation of 18 garden apartments units oflocated at 1930 and 1940 Marseilles Drive in Miami Beach				
Financing									
Funded Amount:		288,620.66							
Drawn Thru Program Year:		288,620.66							
Drawn In Program Year:		288,002.46							
Proposed Accomplishments									
Housing Units :		18							
Actual Accomplishments									
<i>Number assisted:</i>		Owner		Renter		Total		Person	
		Total	Hispanic	Total	Hispanic	Total	Hispanic	Total	Hispanic
White:		16	12	0	0	16	12	0	0
Black/African American:		2	1	0	0	2	1	0	0
Asian:		0	0	0	0	0	0	0	0
American Indian/Alaskan Native:		0	0	0	0	0	0	0	0
Native Hawaiian/Other Pacific Islander:		0	0	0	0	0	0	0	0
American Indian/Alaskan Native & White:		0	0	0	0	0	0	0	0
Asian White:		0	0	0	0	0	0	0	0
Black/African American & White:		0	0	0	0	0	0	0	0

American Indian/Alaskan Native & Black/African American:	0	0	0	0	0	0	0	0
Other multi-racial:	0	0	0	0	0	0	0	0
Asian/Pacific Islander:	0	0	0	0	0	0	0	0
Hispanic:	0	0	0	0	0	0	0	0
Total:	18	13	0	0	18	13	0	0
Female-headed Households:	0		0		0			

Income Category:

	Owner	Renter	Total	Person
Extremely Low	0	0	0	0
Low Mod	4	0	4	0
Moderate	14	0	14	0
Non Low Moderate	0	0	0	0
Total	18	0	18	0
Percent Low/Mod	100.0%		100.0%	

Annual Accomplishments

Years	Accomplishment Narrative	# Benefitting
2009	(PY09) ACTIVITY REMAINS OPEN. AGENCY WAS AWARDED HOME FUNDS FOR RENTAL REHAB IN 2009; HOWEVER FUNDS WERE TRANDFERRED TO CDBG THROUGH AMENDMENT R-914-09. AGENCY FACED ISSUES COMPLYING WITH ADA REQUIREMENTS.	
2010	PROJECT IS ONGOING, PROCURED A GENERAL CONTRACTOR. AGENCY EXPECTED TO COMPLETE BY 12/31/2011.	
2011	Project is ongoing. Currently reviewing the bid package for contractor selection.	
2012	Completed the rehab of 18 units	

PGM Year:	2009
Project:	0030 - Miami-Dade OCED/ED-Micro-Enterprise Assistance & Peer Lending Program/TUA
IDIS Activity:	4840 - MD HCD/ED/BLACK ECONOMIC DEV. COALITION MICRO ENTERPRISE TUA

Status:	Open	Objective:	Create economic opportunities
Location:	180 NW 62nd Ave Miami, FL 33126	Outcome:	Sustainability
		Matrix Code:	ED Direct Financial Assistance to For-Profits (18A)
		National Objective:	LMJ

Initial Funding Date: 12/22/2009

Financing

Funded Amount:	49,954.00
Drawn Thru Program Year:	49,954.00
Drawn In Program Year:	0.00

Description:

PROVIDE MICRO-LOANS TO LOWMODERATE INCOME INDIVIDUALS (SELF EMPLOYED) WHO EITHER LACK OR HAVE INADEQUATE FINACIAL RESOURCES TO START-UP OR EXPAND 2 MICRO-ENTERPRISE BUSINESSES IN NRSA, ELIGIBLE BLOCK GROUPS, EMPOWERMENT ZONES AND ENTERPRISE ZONES.
\$46.00 recaptured as per Non_Substantial change memo dated October 11, 2011.

Proposed Accomplishments

Jobs : 2

Actual Accomplishments

	Owner		Renter		Total		Person	
<i>Number assisted:</i>	Total	Hispanic	Total	Hispanic	Total	Hispanic	Total	Hispanic
White:	0	0	0	0	0	0		0
Black/African American:	0	0	0	0	0	0	0	0

Asian:	0	0	0	0	0	0	0	0
American Indian/Alaskan Native:	0	0	0	0	0	0	0	0
Native Hawaiian/Other Pacific Islander:	0	0	0	0	0	0	0	0
American Indian/Alaskan Native & White:	0	0	0	0	0	0	0	0
Asian White:	0	0	0	0	0	0	0	0
Black/African American & White:	0	0	0	0	0	0	0	0
American Indian/Alaskan Native & Black/African American:	0	0	0	0	0	0	0	0
Other multi-racial:	0	0	0	0	0	0	0	0
Asian/Pacific Islander:	0	0	0	0	0	0	0	0
Hispanic:	0	0	0	0	0	0	0	0
Total:	0	0	0	0	0	0	0	0

Female-headed Households: 0 0 0

Income Category:

	Owner	Renter	Total	Person
Extremely Low	0	0	0	0
Low Mod	0	0	0	0
Moderate	0	0	0	0
Non Low Moderate	0	0	0	0
Total	0	0	0	0

Percent Low/Mod

Annual Accomplishments

Years	Accomplishment Narrative	# Benefitting
2010	ACTIVITY COMPLETE. PENDING CLOSEOUT DOCUMENTATION.	
2011	ACTIVITY COMPLETE. PENDING CLOSEOUT DOCUMENTATION.	

PGM Year: 2009
Project: 0030 - Miami-Dade OCED/ED-Micro-Enterprise Assistance & Peer Lending Program/TUA
IDIS Activity: 4841 - MD HCD/ED/PARTNERS FOR SELF-EMPLOYMENT MICRO ENTERPRISE TUA

Status: Open Objective: Create economic opportunities
Location: 3000 Biscayne Blvd Miami, FL 33137-4130 Outcome: Sustainability
Matrix Code: ED Direct Financial Assistance to For-Profits (18A) National Objective: LMJ

Initial Funding Date: 12/22/2009

Financing

Funded Amount: 41,670.38
Drawn Thru Program Year: 41,670.38
Drawn In Program Year: 0.00

Description:

PROVIDE MICRO-LOANS TO LOWMODERATE INCOME INDIVIDUALS (SELF EMPLOYED) WHO EITHER LACK OR HAVE INADEQUATE FINACIAL RESOURCES TO START-UP OR EXPAND 2 MICRO-ENTERPRISE BUSINESSES IN NRSA, ELIGIBLE BLOCK GROUPS, EMPOWERMENT ZONES AND ENTERPRISE ZONES.

Proposed Accomplishments

Jobs : 2

Actual Accomplishments

Number assisted:

	Owner		Renter		Total		Person	
	Total	Hispanic	Total	Hispanic	Total	Hispanic	Total	Hispanic
White:	0	0	0	0	0	0		0
Black/African American:	0	0	0	0	0	0	0	0
Asian:	0	0	0	0	0	0	0	0
American Indian/Alaskan Native:	0	0	0	0	0	0	0	0
Native Hawaiian/Other Pacific Islander:	0	0	0	0	0	0	0	0
American Indian/Alaskan Native & White:	0	0	0	0	0	0	0	0
Asian White:	0	0	0	0	0	0	0	0
Black/African American & White:	0	0	0	0	0	0	0	0
American Indian/Alaskan Native & Black/African American:	0	0	0	0	0	0	0	0
Other multi-racial:	0	0	0	0	0	0	0	0
Asian/Pacific Islander:	0	0	0	0	0	0	0	0
Hispanic:	0	0	0	0	0	0	0	0
Total:	0	0	0	0	0	0	0	0
Female-headed Households:	0		0		0			

Income Category:

	Owner	Renter	Total	Person
Extremely Low	0	0	0	0
Low Mod	0	0	0	0
Moderate	0	0	0	0
Non Low Moderate	0	0	0	0
Total	0	0	0	0
Percent Low/Mod				

Annual Accomplishments

Years	Accomplishment Narrative	# Benefitting
2010	Provision micro-loans to low-moderate income individuals (self-employed) who either lack or have inadequate financing resources to start-up or expand 100 micro-enterprise businesses in Multi-Focus Empowerment Zone and Enterprise Zone areas countywide. ACTIVITY REMAINS OPEN PENDING RECAPTURE OF FUNDS	
2011	ACTIVITY REMAINS OPEN PENDING RECAPTURE OF FUNDS	
PGM Year:	2009	
Project:	0030 - Miami-Dade OCED/ED-Micro-Enterprise Assistance & Peer Lending Program/TUA	
IDIS Activity:	4842 - MD HCD/ED/ACCION USA MICRO ENTERPRISE TUA	
Status:	Open	Objective: Create economic opportunities
Location:	111 SW 5th Ave Miami, FL 33130-1320	Outcome: Sustainability

Initial Funding Date: 12/22/2009**Financing**

Funded Amount: 46,788.00
 Drawn Thru Program Year: 46,788.00
 Drawn In Program Year: 0.00

Description:

PROVIDE MICRO-LOANS TO LOW/MODERATE INCOME INDIVIDUALS (SELF EMPLOYED) WHO EITHER LACK OR HAVE INADEQUATE FINANCIAL RESOURCES TO START-UP OR EXPAND 2 MICRO-ENTERPRISE BUSINESSES IN NRSA, ELIGIBLE BLOCK GROUPS, EMPOWERMENT ZONES AND ENTERPRISE ZONES.
 \$3,212.00 recaptured as per Non-Substantial change memo dated October 11, 2011.

Proposed Accomplishments

Jobs : 2

Actual Accomplishments*Number assisted:*

	Owner		Renter		Total		Person	
	Total	Hispanic	Total	Hispanic	Total	Hispanic	Total	Hispanic
White:	0	0	0	0	0	0		0
Black/African American:	0	0	0	0	0	0	0	0
Asian:	0	0	0	0	0	0	0	0
American Indian/Alaskan Native:	0	0	0	0	0	0	0	0
Native Hawaiian/Other Pacific Islander:	0	0	0	0	0	0	0	0
American Indian/Alaskan Native & White:	0	0	0	0	0	0	0	0
Asian White:	0	0	0	0	0	0	0	0
Black/African American & White:	0	0	0	0	0	0	0	0
American Indian/Alaskan Native & Black/African American:	0	0	0	0	0	0	0	0
Other multi-racial:	0	0	0	0	0	0	0	0
Asian/Pacific Islander:	0	0	0	0	0	0	0	0
Hispanic:	0	0	0	0	0	0	0	0
Total:	0	0	0	0	0	0	0	0
Female-headed Households:	0		0		0			

Income Category:

	Owner	Renter	Total	Person
Extremely Low	0	0	0	0
Low Mod	0	0	0	0
Moderate	0	0	0	0
Non Low Moderate	0	0	0	0
Total	0	0	0	0
Percent Low/Mod				

Annual Accomplishments

Years	Accomplishment Narrative	# Benefitting
2010	Provision micro-loans to low-moderate income individuals (self-employed) who either lack or have inadequate financing resources to start-up or expand 100 micro-enterprise businesses in Multi-Focus Empowerment Zone and Enterprise Zone areas countywide. ACTIVITY REMAINS OPEN PENDING RECAPTURE OF FUNDS	
2011	ACTIVITY REMAINS OPEN PENDING CLOSE-OUT DOCUMENTATION.	

PGM Year: 2009
Project: 0031 - Miami-Dade OCED/ED-Micro-Enterprise Assistance & Peer Lending Program/Countywide
IDIS Activity: 4843 - MD HCD/ED/BLACK ECONOMIC DEV. COALTION MICRO ENTERPRISE NON-TUA

Status:	Open	Objective:	Create economic opportunities
Location:	180 NW 62nd Ave Miami, FL 33126	Outcome:	Sustainability
		Matrix Code:	ED Direct Financial Assistance to For-Profits (18A)
		National Objective:	LMJ

Initial Funding Date: 12/23/2009

Financing

Funded Amount:	83,032.50
Drawn Thru Program Year:	83,032.50
Drawn In Program Year:	0.00

Description:

PROVIDE MICRO-LOANS TO LOW-MODERATE INCOME INDIVIDUALS (SELF EMPLOYED) WHO EITHER LACK OR HAVE INADEQUATE FINANCIAL RESOURCES TO START-UP OR EXPAND 3 MICRO-ENTERPRISE BUSINESSES IN THE COUNTYWIDE AREA.
\$300.50 recaptured as per Non_Substantial change memo dated October 11, 2011.

Proposed Accomplishments

Jobs : 3

Actual Accomplishments

Number assisted:

	Owner		Renter		Total		Person	
	Total	Hispanic	Total	Hispanic	Total	Hispanic	Total	Hispanic
White:	0	0	0	0	0	0		0
Black/African American:	0	0	0	0	0	0	0	0
Asian:	0	0	0	0	0	0	0	0
American Indian/Alaskan Native:	0	0	0	0	0	0	0	0
Native Hawaiian/Other Pacific Islander:	0	0	0	0	0	0	0	0
American Indian/Alaskan Native & White:	0	0	0	0	0	0	0	0
Asian White:	0	0	0	0	0	0	0	0
Black/African American & White:	0	0	0	0	0	0	0	0
American Indian/Alaskan Native & Black/African American:	0	0	0	0	0	0	0	0
Other multi-racial:	0	0	0	0	0	0	0	0
Asian/Pacific Islander:	0	0	0	0	0	0	0	0
Hispanic:	0	0	0	0	0	0	0	0
Total:	0	0	0	0	0	0	0	0
Female-headed Households:	0		0		0			

Income Category:

	Owner	Renter	Total	Person
Extremely Low	0	0	0	0
Low Mod	0	0	0	0
Moderate	0	0	0	0
Non Low Moderate	0	0	0	0
Total	0	0	0	0
Percent Low/Mod				

Annual Accomplishments

Years	Accomplishment Narrative	# Benefitting
-------	--------------------------	---------------

2010	ACTIVITY REMAINS OPEN PENDING COLLECTION OF CLOSE-OUT DOCUMENTATION	
------	---	--

2011	ACTIVITY REMAINS OPEN PENDING COLLECTION OF CLOSE-OUT DOCUMENTATION	
------	---	--

PGM Year: 2009

Project: 0031 - Miami-Dade OCED/ED-Micro-Enterprise Assistance & Peer Lending Program/Countywide

IDIS Activity: 4844 - MD HCD/ED/PARTNERS FOR SELF-EMPLOYMENT/MICRO ENTERPRISE NON-TUA

Status: Open

Location: 3000 Biscayne Blvd Miami, FL 33137-4130

Objective: Create economic opportunities

Outcome: Sustainability

Matrix Code: ED Direct Financial Assistance to For-Profits (18A)

National Objective: LMJ

Initial Funding Date: 12/23/2009

Financing

Funded Amount: 84,606.91

Drawn Thru Program Year: 84,606.91

Drawn In Program Year: 0.00

Description:

PROVIDE MICRO-LOANS TO LOW-MODERATE INCOME INDIVIDUALS (SELF EMPLOYED) WHO EITHER LACK OR HAVE INADEQUATE FINANCIAL RESOURCES TO START-UP OR EXPAND 3 MICRO-ENTERPRISE BUSINESSES IN THE COUNTYWIDE AREA.

Proposed Accomplishments

Jobs : 3

Actual Accomplishments

Number assisted:

	Owner		Renter		Total		Person	
	Total	Hispanic	Total	Hispanic	Total	Hispanic	Total	Hispanic
White:	0	0	0	0	0	0		0
Black/African American:	0	0	0	0	0	0	0	0
Asian:	0	0	0	0	0	0	0	0
American Indian/Alaskan Native:	0	0	0	0	0	0	0	0
Native Hawaiian/Other Pacific Islander:	0	0	0	0	0	0	0	0
American Indian/Alaskan Native & White:	0	0	0	0	0	0	0	0
Asian White:	0	0	0	0	0	0	0	0
Black/African American & White:	0	0	0	0	0	0	0	0
American Indian/Alaskan Native & Black/African American:	0	0	0	0	0	0	0	0
Other multi-racial:	0	0	0	0	0	0	0	0
Asian/Pacific Islander:	0	0	0	0	0	0	0	0
Hispanic:	0	0	0	0	0	0	0	0
Total:	0	0	0	0	0	0	0	0
Female-headed Households:	0		0		0			

Income Category:

	Owner	Renter	Total	Person
Extremely Low	0	0	0	0
Low Mod	0	0	0	0
Moderate	0	0	0	0

Non Low Moderate	0	0	0	0
Total	0	0	0	0
Percent Low/Mod				

Annual Accomplishments

Years	Accomplishment Narrative	# Benefitting
-------	--------------------------	---------------

2010 Project is on going. Contract to be extended. Pending submission of additional performance information.

2011 The project is complete. Pending financial close out.

PGM Year: 2009

Project: 0031 - Miami-Dade OCED/ED-Micro-Enterprise Assistance & Peer Lending Program/Countywide

IDIS Activity: 4845 - MD HCD/ED/ACCION USA/MICRO ENTERPRISE NON-TUA

Status: Open

Location: 111 SW 5th Ave Miami, FL 33130-1320

Objective: Create economic opportunities

Outcome: Sustainability

Matrix Code: ED Direct Financial Assistance to For-Profits (18A)

National Objective: LMJ

Initial Funding Date: 12/23/2009

Financing

Funded Amount: 98,332.69

Drawn Thru Program Year: 98,332.69

Drawn In Program Year: 0.00

Description:

PROVIDE MICRO-LOANS TO LOW-MODERATE INCOME INDIVIDUALS (SELF EMPLOYED) WHO EITHER LACK OR HAVE INADEQUATE FINANCIAL RESOURCES TO START-UP OR EXPAND 3 MICRO-ENTERPRISE BUSINESSES IN THE COUNTYWIDE AREA.

Proposed Accomplishments

Jobs : 3

Actual Accomplishments

Number assisted:

	Owner		Renter		Total		Person	
	Total	Hispanic	Total	Hispanic	Total	Hispanic	Total	Hispanic
White:	0	0	0	0	0	0		0
Black/African American:	0	0	0	0	0	0	0	0
Asian:	0	0	0	0	0	0	0	0
American Indian/Alaskan Native:	0	0	0	0	0	0	0	0
Native Hawaiian/Other Pacific Islander:	0	0	0	0	0	0	0	0
American Indian/Alaskan Native & White:	0	0	0	0	0	0	0	0
Asian White:	0	0	0	0	0	0	0	0
Black/African American & White:	0	0	0	0	0	0	0	0
American Indian/Alaskan Native & Black/African American:	0	0	0	0	0	0	0	0
Other multi-racial:	0	0	0	0	0	0	0	0
Asian/Pacific Islander:	0	0	0	0	0	0	0	0
Hispanic:	0	0	0	0	0	0	0	0
Total:	0	0	0	0	0	0	0	0
Female-headed Households:	0		0		0			

Income Category:

	Owner	Renter	Total	Person
Extremely Low	0	0	0	0
Low Mod	0	0	0	0
Moderate	0	0	0	0
Non Low Moderate	0	0	0	0
Total	0	0	0	0
Percent Low/Mod				

Annual Accomplishments

Years	Accomplishment Narrative	# Benefitting
-------	--------------------------	---------------

2009

2010 Provision micro-loans to low-moderate income individuals (self-employed) who either lack or have inadequate financing resources to start-up or expand 100 micro-enterprise businesses in Multi-Focus Empowerment Zone and Enterprise Zone areas countywide. Activity on going. Contract to be extended. Pending submission of performance information.

2011 The project is complete. Pending financial close out.

PGM Year: 2010

Project: 0001 - South Florida Puerto Rican Chamber of Commerce-Micro Loan Assistance Program

IDIS Activity: 4855 - South Florida Puerto Rican Chamber of Commerce- Micro Loan/Technical Assistance Program

Status: Completed 3/29/2013 11:10:58 AM

Objective: Create economic opportunities

Location: 3550 Biscayne Blvd Ste 306 Miami, FL 33137-3853

Outcome: Sustainability

Matrix Code: ED Technical Assistance (18B)

National Objective: LMJ

Initial Funding Date: 09/23/2010

Description:

Financing

Funded Amount: 112,467.09

Drawn Thru Program Year: 112,467.09

Drawn In Program Year: 0.00

Microloan and Technical Assistance Program resulting in the creation of 3 jobs for low and moderate-income individuals.

Additional funds of \$50,000 awarded as per Resolution #R67-11 dated 212011.

Proposed Accomplishments

Jobs : 3

Actual Accomplishments

Number assisted:

	Owner		Renter		Total		Person	
	Total	Hispanic	Total	Hispanic	Total	Hispanic	Total	Hispanic
White:	0	0	0	0	0	0	2	2
Black/African American:	0	0	0	0	0	0	1	0
Asian:	0	0	0	0	0	0	0	0
American Indian/Alaskan Native:	0	0	0	0	0	0	0	0
Native Hawaiian/Other Pacific Islander:	0	0	0	0	0	0	0	0
American Indian/Alaskan Native & White:	0	0	0	0	0	0	0	0
Asian White:	0	0	0	0	0	0	0	0
Black/African American & White:	0	0	0	0	0	0	0	0
American Indian/Alaskan Native & Black/African American:	0	0	0	0	0	0	0	0

Other multi-racial:	0	0	0	0	0	0	0	0
Asian/Pacific Islander:	0	0	0	0	0	0	0	0
Hispanic:	0	0	0	0	0	0	0	0
Total:	0	0	0	0	0	0	3	2
Female-headed Households:	0		0		0			

Income Category:

	Owner	Renter	Total	Person
Extremely Low	0	0	0	3
Low Mod	0	0	0	0
Moderate	0	0	0	0
Non Low Moderate	0	0	0	0
Total	0	0	0	3
Percent Low/Mod				100.0%

Annual Accomplishments

Years	Accomplishment Narrative	# Benefitting
--------------	---------------------------------	----------------------

2010 Microloan and Technical Assistance Program resulting in the creation of 3 jobs for low and moderate-income individuals. Project Ongoing

Pending Financial Closeout

2011 Project is complete - pending financial close out.

PGM Year: 2010

Project: 0002 - Miami-Dade Health Department(FL Dept. of Health)- Rodent Control Pgm

IDIS Activity: 4856 - Miami-Dade Health Dept.(FL Dept. of Health)- Rodent Control Pgm

Status: Completed 3/29/2013 1:46:13 PM

Objective: Create suitable living environments

Location: 8323 NW 12th St Ste 212 Doral, FL 33126-1840

Outcome: Sustainability

Matrix Code: Health Services (05M)

National Objective: LMA

Initial Funding Date: 09/23/2010

Financing

Funded Amount: 650,772.55

Drawn Thru Program Year: 650,772.55

Drawn In Program Year: 0.00

Description:

Comprehensive rodent control program for 38,000 households within the County's low and moderate income areas, for the reduction of active rodent population. \$8,227.45 was recaptured as per Resolution R-782-11.

Proposed Accomplishments

People (General) : 38,000

Total Population in Service Area: 195

Census Tract Percent Low / Mod: 93.80

Annual Accomplishments

Years	Accomplishment Narrative	# Benefitting
--------------	---------------------------------	----------------------

2010 This program will provide rodent inspections throughout CDBG eligible census tracts and NRSAs. The primary focus of this program will be to inspect and control the rodent population in an effort to minimize the serious health hazards rodents pose. Ongoing Pending Financial Closeout. 21,953 inspections were completed. Provided rodent abatement to 116 families and attended 22 community meetings and participated 2 community clean up activities.

2011	Activity is complete. Pending close out.
------	--

PGM Year:	2010
Project:	0003 - Contractor's Resource Center, Inc-Ed Technical assistance
IDIS Activity:	4857 - Contractors Resource Center-ED Technical Assistance

Status:	Completed 2/1/2013 8:37:35 AM	Objective:	Create economic opportunities
Location:	1730 Biscayne Blvd Miami, FL 33132-1124	Outcome:	Sustainability
		Matrix Code:	ED Technical Assistance (18B)
		National Objective:	LMJ

Initial Funding Date:	09/23/2010
------------------------------	------------

Financing

Funded Amount:	151,593.87
Drawn Thru Program Year:	151,593.87
Drawn In Program Year:	0.00

Proposed Accomplishments

Jobs : 5

Actual Accomplishments

Number assisted:

	Owner		Renter		Total		Person	
	Total	Hispanic	Total	Hispanic	Total	Hispanic	Total	Hispanic
White:	0	0	0	0	0	0		0
Black/African American:	0	0	0	0	0	0	10	2
Asian:	0	0	0	0	0	0	0	0
American Indian/Alaskan Native:	0	0	0	0	0	0	0	0
Native Hawaiian/Other Pacific Islander:	0	0	0	0	0	0	0	0
American Indian/Alaskan Native & White:	0	0	0	0	0	0	0	0
Asian White:	0	0	0	0	0	0	0	0
Black/African American & White:	0	0	0	0	0	0	0	0
American Indian/Alaskan Native & Black/African American:	0	0	0	0	0	0	0	0
Other multi-racial:	0	0	0	0	0	0	0	0
Asian/Pacific Islander:	0	0	0	0	0	0	0	0
Hispanic:	0	0	0	0	0	0	0	0
Total:	0	0	0	0	0	0	10	2
Female-headed Households:	0		0		0			

Income Category:

	Owner	Renter	Total	Person
Extremely Low	0	0	0	0
Low Mod	0	0	0	6
Moderate	0	0	0	4
Non Low Moderate	0	0	0	0
Total	0	0	0	10

Annual Accomplishments

Years	Accomplishment Narrative	# Benefitting
2010	"Community Contractors and Residents Construction Program (CCRC) provides technical assistance to construction firms located in Neighborhood Revitalization Service Areas to create Five (5) jobs that will benefit low/mod residents. Ongoing Pending Financial Closeout"	
2011	Agency did not expend all the fund. The unspent balance will be recaptured.	
PGM Year:	2010	
Project:	0004 - Neighbors and Neighbors Association, Inc.-ED Technical Assistance	
IDIS Activity:	4858 - Neighbors and Neighbors Association, Inc-ED Technical Assistance	
Status:	Completed 4/19/2013 12:58:03 PM	Objective: Create economic opportunities
Location:	180 NW 62nd St Miami, FL 33150-4543	Outcome: Sustainability
	Matrix Code: ED Technical Assistance (18B)	National Objective: LMJ

Initial Funding Date: 09/23/2010

Financing

Funded Amount: 450,000.00
 Drawn Thru Program Year: 450,000.00
 Drawn In Program Year: 0.00

Description:

This activity is expected to create a minimum of 10 new jobs for very low-moderate income residents in NRSA areas.
 We will provide direct technical assistance to a minimum of 300 small mom and pop businesses throughout Miami-Dade County. Additional funding of \$45,000 thru R-489-10.
 Funding amount increased by \$100,000.00 as per R-67-11.

Proposed Accomplishments

Jobs : 10

Actual Accomplishments

Number assisted:

	Owner		Renter		Total		Person	
	Total	Hispanic	Total	Hispanic	Total	Hispanic	Total	Hispanic
White:	0	0	0	0	0	0	16	12
Black/African American:	0	0	0	0	0	0	5	0
Asian:	0	0	0	0	0	0	0	0
American Indian/Alaskan Native:	0	0	0	0	0	0	0	0
Native Hawaiian/Other Pacific Islander:	0	0	0	0	0	0	0	0
American Indian/Alaskan Native & White:	0	0	0	0	0	0	0	0
Asian White:	0	0	0	0	0	0	0	0
Black/African American & White:	0	0	0	0	0	0	0	0
American Indian/Alaskan Native & Black/African American:	0	0	0	0	0	0	0	0
Other multi-racial:	0	0	0	0	0	0	0	0
Asian/Pacific Islander:	0	0	0	0	0	0	0	0
Hispanic:	0	0	0	0	0	0	0	0
Total:	0	0	0	0	0	0	21	12

Female-headed Households:

Income Category:

Owner Renter Total Person

Extremely Low	0	0	0	0
Low Mod	0	0	0	12
Moderate	0	0	0	9
Non Low Moderate	0	0	0	0
Total	0	0	0	21
Percent Low/Mod				100.0%

Annual Accomplishments

Years	Accomplishment Narrative	# Benefitting
-------	--------------------------	---------------

2010 This activity is expected to create a minimum of 9 new jobs for very low-moderate income residents in NRSA areas. We will provide direct technical assistance to a minimum of 300 small mom and pop businesses throughout Miami-Dade County. Ongoing Pending Financial Closeout

2011 Agency did not expend all the fund. The unspent balance will be recaptured.

PGM Year: 2010

Project: 0008 - Partners for Self-Employment, Inc/dba Micro-Business USA- Matching Savings Fund

IDIS Activity: 4862 - Partners for Self-Employment- Matched Savings Fund

Status: Completed 5/7/2013 8:58:28 AM

Location: 3000 Biscayne Blvd Ste 215 Miami, FL 33137-4129

Objective: Create economic opportunities

Outcome: Sustainability

Matrix Code: Micro-Enterprise Assistance (18C)

National Objective: LMJ

Initial Funding Date: 09/27/2010

Financing

Funded Amount: 136,398.63

Drawn Thru Program Year: 136,398.63

Drawn In Program Year: 0.00

Description:

The matched savings fund program provides financial literacy training as well as a \$ 2 match on savings to be used towards the first time purchase of a home (up to 80 people assisted) or expansion of small businesses, creating six (6) jobs.

Proposed Accomplishments

Jobs : 6

Actual Accomplishments

Number assisted:

	Owner		Renter		Total		Person	
	Total	Hispanic	Total	Hispanic	Total	Hispanic	Total	Hispanic
White:	0	0	0	0	0	0	5	4
Black/African American:	0	0	0	0	0	0	8	0
Asian:	0	0	0	0	0	0	0	0
American Indian/Alaskan Native:	0	0	0	0	0	0	0	0
Native Hawaiian/Other Pacific Islander:	0	0	0	0	0	0	0	0
American Indian/Alaskan Native & White:	0	0	0	0	0	0	0	0
Asian White:	0	0	0	0	0	0	0	0
Black/African American & White:	0	0	0	0	0	0	0	0
American Indian/Alaskan Native & Black/African American:	0	0	0	0	0	0	0	0
Other multi-racial:	0	0	0	0	0	0	0	0
Asian/Pacific Islander:	0	0	0	0	0	0	0	0
Hispanic:	0	0	0	0	0	0	0	0

Total:	0	0	0	0	0	0	13	4
---------------	----------	----------	----------	----------	----------	----------	-----------	----------

Female-headed Households:	0		0		0			
---------------------------	---	--	---	--	---	--	--	--

<i>Income Category:</i>				
	Owner	Renter	Total	Person
Extremely Low	0	0	0	8
Low Mod	0	0	0	5
Moderate	0	0	0	0
Non Low Moderate	0	0	0	0
Total	0	0	0	13
Percent Low/Mod				100.0%

Annual Accomplishments

Years	Accomplishment Narrative	# Benefitting
--------------	---------------------------------	----------------------

2010	The matched savings fund program provides financial literacy training as well as a \$2 match on savings to be used towards the first time purchase of a home (up to 80 people assisted) or expansion of small businesses, creating six (6) jobs. Ongoing Pending Financial Closeout	
2011	Closing out contract. 3 full time 3 part time jobs were created	

PGM Year:	2010
Project:	0009 - Miami-Dade Community Action Agency-Paint Distribution Pgm
IDIS Activity:	4863 - Miami-Dade Community Action Agency-Paint Distribution Pgm

Status:	Completed 3/21/2013 1:07:35 PM	Objective:	Provide decent affordable housing
Location:	701 NW 1st Ct Miami, FL 33136-3902	Outcome:	Affordability
		Matrix Code:	Rehab; Single-Unit Residential (14A)
		National Objective:	LMH

Initial Funding Date:	09/23/2010
------------------------------	------------

Financing	Description:
Funded Amount:	County department will provide free paint and supplies to 36 lowmoderate income homeowners and actual painting assistance to a minimum of 36 eligible homeowners in CDBG eligible areas.
Drawn Thru Program Year:	
Drawn In Program Year:	

Proposed Accomplishments

Housing Units : 36

Actual Accomplishments

<i>Number assisted:</i>	Owner		Renter		Total		Person	
	Total	Hispanic	Total	Hispanic	Total	Hispanic	Total	Hispanic
White:	12	12	0	0	12	12	0	0
Black/African American:	27	0	0	0	27	0	0	0
Asian:	0	0	0	0	0	0	0	0
American Indian/Alaskan Native:	0	0	0	0	0	0	0	0
Native Hawaiian/Other Pacific Islander:	0	0	0	0	0	0	0	0
American Indian/Alaskan Native & White:	0	0	0	0	0	0	0	0
Asian White:	0	0	0	0	0	0	0	0
Black/African American & White:	0	0	0	0	0	0	0	0

American Indian/Alaskan Native & Black/African American:	0	0	0	0	0	0	0	0
Other multi-racial:	0	0	0	0	0	0	0	0
Asian/Pacific Islander:	0	0	0	0	0	0	0	0
Hispanic:	0	0	0	0	0	0	0	0
Total:	39	12	0	0	39	12	0	0
Female-headed Households:	0		0		0			

Income Category:

	Owner	Renter	Total	Person
Extremely Low	0	0	0	0
Low Mod	20	0	20	0
Moderate	19	0	19	0
Non Low Moderate	0	0	0	0
Total	39	0	39	0
Percent Low/Mod	100.0%		100.0%	

Annual Accomplishments

Years	Accomplishment Narrative	# Benefitting
2010	39 homes were completed during the year 2010. The program will continue to identify clients for services through its marketing efforts in the community. And continue to leverage with other programs to address other needs.	
2011	Activity is complete. Pending close out.	

PGM Year:	2010
Project:	0010 - Greater Miami Service Corps-Employment Training
IDIS Activity:	4864 - Greater Miami Service Corps-Employment and Training

Status:	Completed 2/1/2013 9:23:09 AM	Objective:	Create economic opportunities
Location:	810 NW 28th St Miami, FL 33127-4046	Outcome:	Availability/accessibility
		Matrix Code:	Employment Training (05H)
			National Objective: LMC

Initial Funding Date: 09/23/2010

Financing

Funded Amount:	371,000.00
Drawn Thru Program Year:	371,000.00
Drawn In Program Year:	0.00

Description:

Provide 40 youth with training and work experience that enhance their employability skills and self-esteem while providing visible and tangible improvements to the community countywide.

Proposed Accomplishments

People (General) : 40

Actual Accomplishments

	Owner		Renter		Total		Person	
<i>Number assisted:</i>	Total	Hispanic	Total	Hispanic	Total	Hispanic	Total	Hispanic
White:	0	0	0	0	0	0	1	1
Black/African American:	0	0	0	0	0	0	69	0
Asian:	0	0	0	0	0	0	0	0

American Indian/Alaskan Native:	0	0	0	0	0	0	0	0
Native Hawaiian/Other Pacific Islander:	0	0	0	0	0	0	0	0
American Indian/Alaskan Native & White:	0	0	0	0	0	0	0	0
Asian White:	0	0	0	0	0	0	0	0
Black/African American & White:	0	0	0	0	0	0	0	0
American Indian/Alaskan Native & Black/African American:	0	0	0	0	0	0	0	0
Other multi-racial:	0	0	0	0	0	0	5	5
Asian/Pacific Islander:	0	0	0	0	0	0	0	0
Hispanic:	0	0	0	0	0	0	0	0
Total:	0	0	0	0	0	0	75	6

Female-headed Households: 0 0 0

Income Category:

	Owner	Renter	Total	Person
Extremely Low	0	0	0	57
Low Mod	0	0	0	18
Moderate	0	0	0	0
Non Low Moderate	0	0	0	0
Total	0	0	0	75
Percent Low/Mod				100.0%

Annual Accomplishments

Years	Accomplishment Narrative	# Benefitting
-------	--------------------------	---------------

2010 Provided 75 youth with training and work experience that enhance their employability skills and self-esteem while providing visible and tangible improvements to the community countywide. Ongoing Pending Financial Closeout

2011 Activity is complete. Pending close out.

PGM Year: 2010

Project: 0014 - Building and Neighborhood Compliance-Graffiti removal

IDIS Activity: 4867 - MD Building and Neighborhood Compliance-Graffiti Removal

Status: Completed 8/27/2013 11:47:50 AM

Location: 111 NW 1st St Miami, FL 33128-1902

Objective: Create suitable living environments

Outcome: Sustainability

Matrix Code: Code Enforcement (15)

National Objective: LMA

Initial Funding Date: 09/23/2010

Financing

Funded Amount: 229,951.17

Drawn Thru Program Year: 229,951.17

Drawn In Program Year: 0.00

Description:

Miami-Dade Office of Neighborhood Compliance as a service delivery cost will implement the removal of graffiti (175 violations) from properties located in CDBG eligible low-and-moderate areas. \$3,048.83 recaptured as per Reso R-356-13 dated 572013.

Proposed Accomplishments

Housing Units : 100

Total Population in Service Area: 195

Census Tract Percent Low / Mod: 93.80

Annual Accomplishments

Years	Accomplishment Narrative	# Benefitting
2010	Will provide the inspection of graffiti complaints in CDBG eligible low- and moderate-income block groups and identified NRSA areas. Ongoing Pending Financial Closeout	
2011	Agency did not expend all the fund. The unspent balance will be recaptured.	

PGM Year: 2010
Project: 0015 - Building and Neighborhood Compliance-Code Enforcement
IDIS Activity: 4868 - Building and Neighborhood Compliance-Code Enforcement

Status: Completed 2/12/2013 10:29:17 AM
Location: 11805 SW 26th St Miami, FL 33175-2464

Objective: Create suitable living environments
Outcome: Sustainability
Matrix Code: Code Enforcement (15) National Objective: LMA

Initial Funding Date: 09/23/2010

Financing

Funded Amount: 429,000.00
Drawn Thru Program Year: 429,000.00
Drawn In Program Year: 0.00

Description:

Miami-Dade Office of Neighborhood Compliance will identify and remove code enforcement violations (open 2,500 compliance cases) in multi district CDBG NRSA and Eligible Block Group Areas.

Proposed Accomplishments

People (General) : 2,500
Total Population in Service Area: 195
Census Tract Percent Low / Mod: 93.80

Annual Accomplishments

Years	Accomplishment Narrative	# Benefitting
2010	Identify and remove code enforcement violations in multi district CDBG eligible block groups areas and identified NRSAs. Ongoing Pending Financial Closeout	
2011	Activity completed. Pending financial closeout.	

PGM Year: 2010
Project: 0019 - Miami-Dade Community Action Agency-Elderly Residential Energy Conservation Pgm-
IDIS Activity: 4872 - MD Community Action Agency-elderly Residential Energy Conservation Pgm

Status: Completed 2/21/2013 9:06:50 AM
Location: 10960 SW 223rd St Miami, FL 33170-6557

Objective: Provide decent affordable housing
Outcome: Affordability
Matrix Code: Rehab; Single-Unit Residential (14A) National Objective: LMH

Initial Funding Date: 09/23/2010

Financing

Funded Amount: 139,999.93
Drawn Thru Program Year: 139,999.93
Drawn In Program Year: 0.00

Description:

This program will provide for moderate home rehabilitation activities to 3 low- to- moderate income households throughout Miami-Dade County.

Proposed Accomplishments

Housing Units : 5

Actual Accomplishments

Number assisted:

	Owner		Renter		Total		Person	
	Total	Hispanic	Total	Hispanic	Total	Hispanic	Total	Hispanic
White:	2	2	0	0	2	2	0	0
Black/African American:	2	0	0	0	2	0	0	0
Asian:	0	0	0	0	0	0	0	0
American Indian/Alaskan Native:	0	0	0	0	0	0	0	0
Native Hawaiian/Other Pacific Islander:	0	0	0	0	0	0	0	0
American Indian/Alaskan Native & White:	0	0	0	0	0	0	0	0
Asian White:	0	0	0	0	0	0	0	0
Black/African American & White:	0	0	0	0	0	0	0	0
American Indian/Alaskan Native & Black/African American:	0	0	0	0	0	0	0	0
Other multi-racial:	0	0	0	0	0	0	0	0
Asian/Pacific Islander:	0	0	0	0	0	0	0	0
Hispanic:	0	0	0	0	0	0	0	0
Total:	4	2	0	0	4	2	0	0
Female-headed Households:	0		0		0			

Income Category:

	Owner	Renter	Total	Person
Extremely Low	0	0	0	0
Low Mod	3	0	3	0
Moderate	0	0	0	0
Non Low Moderate	1	0	1	0
Total	4	0	4	0
Percent Low/Mod	75.0%		75.0%	

Annual Accomplishments

Years	Accomplishment Narrative	# Benefitting
2010	"This program will provide for moderate home rehabilitation activities to 3 low- to- moderate income households throughout Miami-Dade County. Ongoing Pending Financial Closeout"	
2011	Project is complete and is pending financial closeout.	
PGM Year:	2010	
Project:	0021 - Miami-Dade Department of Humann Services	
IDIS Activity:	4874 - Miami-Dade Department of Human Services- Treatment Alternatives to Street Crimes	
Status:	Completed 3/18/2013 9:46:13 AM	Objective: Create suitable living environments
Location:	2525 NW 62nd St Miami, FL 33147-7716	Outcome: Availability/accessibility
		Matrix Code: Crime Awareness (05I) National Objective: LMC

Initial Funding Date: 09/23/2010

Financing

Funded Amount: 499,999.75

Drawn Thru Program Year: 499,999.75

Drawn In Program Year: 0.00

Description:

Treatment Alternatives to Street Crimes program provides specialized assessment for 168 Lowmod income individuals referred by and involved with the criminal justice system for LMC persons in Miami-Dade County.

Proposed Accomplishments

People (General) : 168

Actual Accomplishments

Number assisted:

	Owner		Renter		Total		Person	
	Total	Hispanic	Total	Hispanic	Total	Hispanic	Total	Hispanic
White:	0	0	0	0	0	0	23	3
Black/African American:	0	0	0	0	0	0	68	0
Asian:	0	0	0	0	0	0	0	0
American Indian/Alaskan Native:	0	0	0	0	0	0	0	0
Native Hawaiian/Other Pacific Islander:	0	0	0	0	0	0	0	0
American Indian/Alaskan Native & White:	0	0	0	0	0	0	0	0
Asian White:	0	0	0	0	0	0	0	0
Black/African American & White:	0	0	0	0	0	0	0	0
American Indian/Alaskan Native & Black/African American:	0	0	0	0	0	0	0	0
Other multi-racial:	0	0	0	0	0	0	83	77
Asian/Pacific Islander:	0	0	0	0	0	0	0	0
Hispanic:	0	0	0	0	0	0	0	0
Total:	0	0	0	0	0	0	174	80
Female-headed Households:	0		0		0			

Income Category:

	Owner	Renter	Total	Person
Extremely Low	0	0	0	162
Low Mod	0	0	0	8
Moderate	0	0	0	4
Non Low Moderate	0	0	0	0
Total	0	0	0	174
Percent Low/Mod				100.0%

Annual Accomplishments

Years	Accomplishment Narrative	# Benefitting
2010	Will provide specialized assessments in treatment alternatives to 174 Low/mod income individuals referred by and involved in the criminal justice system in Miami-Dade County. Ongoing Pending Financial Closeout	
2011	Agency did not expend all the fund. The unspent balance will be recaptured.	

PGM Year: 2010
Project: 0023 - Partners for Self Employment-Micro Loan Program
IDIS Activity: 4876 - Partners for Self Employment-Micro Loan Program

Status: Completed 5/7/2013 9:28:13 AM
Location: 3000 Biscayne Blvd Ste 215 Miami, FL 33137-4129

Objective: Create economic opportunities
Outcome: Sustainability
Matrix Code: Micro-Enterprise Assistance (18C) National Objective: LMJ

Initial Funding Date: 09/27/2010

Financing

Funded Amount: 258,327.07
Drawn Thru Program Year: 258,327.07
Drawn In Program Year: 0.00

Description:

Micro-Loan and Technical Assistance Program resulting in the creation of 4 jobs for low and moderate-income individuals.

Proposed Accomplishments

Jobs : 4

Actual Accomplishments

Number assisted:

	Owner		Renter		Total		Person	
	Total	Hispanic	Total	Hispanic	Total	Hispanic	Total	Hispanic
White:	0	0	0	0	0	0	7	6
Black/African American:	0	0	0	0	0	0	5	0
Asian:	0	0	0	0	0	0	0	0
American Indian/Alaskan Native:	0	0	0	0	0	0	0	0
Native Hawaiian/Other Pacific Islander:	0	0	0	0	0	0	1	0
American Indian/Alaskan Native & White:	0	0	0	0	0	0	0	0
Asian White:	0	0	0	0	0	0	0	0
Black/African American & White:	0	0	0	0	0	0	0	0
American Indian/Alaskan Native & Black/African American:	0	0	0	0	0	0	0	0
Other multi-racial:	0	0	0	0	0	0	1	0
Asian/Pacific Islander:	0	0	0	0	0	0	0	0
Hispanic:	0	0	0	0	0	0	0	0
Total:	0	0	0	0	0	0	14	6
Female-headed Households:	0		0		0			

Income Category:

	Owner	Renter	Total	Person
Extremely Low	0	0	0	9
Low Mod	0	0	0	0
Moderate	0	0	0	3
Non Low Moderate	0	0	0	2
Total	0	0	0	14
Percent Low/Mod				85.7%

Annual Accomplishments

Years	Accomplishment Narrative	# Benefitting
-------	--------------------------	---------------

2010	Provided training for 113 new members. 37 new loans were given. % new jobs were created.	
------	--	--

2011	Closing out contract. 7 full time and 7 part time jobs were created	
------	---	--

PGM Year: 2010

Project: 0024 - Black Economic Development Coalition, Inc.-Micro Loan Program

IDIS Activity: 4877 - Black Economic Development Coalition, Inc.-Micro Loan Program

Status: Completed 5/17/2013 12:45:38 PM

Location: 180 NW 62nd St Miami, FL 33150-4543

Objective: Create economic opportunities

Outcome: Sustainability

Matrix Code: Micro-Enterprise Assistance (18C)

National Objective: LMJ

Initial Funding Date: 09/23/2010

Financing

Funded Amount: 299,982.00

Drawn Thru Program Year: 299,982.00

Drawn In Program Year: 0.00

Description:

Micro Loan and Technical Assistance Program resulting in the creation of 9 jobs for low and moderate-income individuals.

Proposed Accomplishments

Jobs : 9

Actual Accomplishments

Number assisted:

	Owner		Renter		Total		Person	
	Total	Hispanic	Total	Hispanic	Total	Hispanic	Total	Hispanic
White:	0	0	0	0	0	0	4	0
Black/African American:	0	0	0	0	0	0	8	0
Asian:	0	0	0	0	0	0	0	0
American Indian/Alaskan Native:	0	0	0	0	0	0	0	0
Native Hawaiian/Other Pacific Islander:	0	0	0	0	0	0	0	0
American Indian/Alaskan Native & White:	0	0	0	0	0	0	0	0
Asian White:	0	0	0	0	0	0	1	0
Black/African American & White:	0	0	0	0	0	0	1	0
American Indian/Alaskan Native & Black/African American:	0	0	0	0	0	0	0	0
Other multi-racial:	0	0	0	0	0	0	0	0
Asian/Pacific Islander:	0	0	0	0	0	0	0	0
Hispanic:	0	0	0	0	0	0	0	0
Total:	0	0	0	0	0	0	14	0
Female-headed Households:	0		0		0			

Income Category:

	Owner	Renter	Total	Person
Extremely Low	0	0	0	2
Low Mod	0	0	0	11
Moderate	0	0	0	0

Non Low Moderate	0	0	0	1
Total	0	0	0	14
Percent Low/Mod				92.9%

Annual Accomplishments

Years	Accomplishment Narrative	# Benefitting
-------	--------------------------	---------------

2010 Micro Loan and Technical Assistance Program resulting in the retention of 14 jobs for low and moderate-income individuals. Ongoing
Pending Financial Closeout

2011 Agency did not expend all the fund. The unspent balance will be recaptured.

PGM Year: 2010

Project: 0025 - Go green ED Inc.-Green Building Micro-Enterprise Technical Assistance

IDIS Activity: 4878 - Go Green ED Inc-Green Building Micro Enterprise technical Assistance

Status: Canceled 5/21/2013 1:37:55 PM

Location: 555 W 51st St Miami Beach, FL 33140-2610

Objective: Create economic opportunities

Outcome: Sustainability

Matrix Code: ED Technical Assistance (18B)

National Objective: LMJ

Initial Funding Date: 09/27/2010

Financing

Funded Amount: 0.00

Drawn Thru Program Year: 0.00

Drawn In Program Year: 0.00

Description:

Green Building Micro-Enterprise Technical Assistance Smart Growth - on following topics green building technologiesenergy savings and weatherization to reduce carbon footprintssustainable communities tech assistance for businesses to create 4 jobs.\$200,000.00 recaptured as per Reso R-356-13 dated 5/2013.

Proposed Accomplishments

Jobs : 4

Actual Accomplishments

Number assisted:

	Owner		Renter		Total		Person	
	Total	Hispanic	Total	Hispanic	Total	Hispanic	Total	Hispanic
White:	0	0	0	0	0	0		0
Black/African American:	0	0	0	0	0	0	0	0
Asian:	0	0	0	0	0	0	0	0
American Indian/Alaskan Native:	0	0	0	0	0	0	0	0
Native Hawaiian/Other Pacific Islander:	0	0	0	0	0	0	0	0
American Indian/Alaskan Native & White:	0	0	0	0	0	0	0	0
Asian White:	0	0	0	0	0	0	0	0
Black/African American & White:	0	0	0	0	0	0	0	0
American Indian/Alaskan Native & Black/African American:	0	0	0	0	0	0	0	0
Other multi-racial:	0	0	0	0	0	0	0	0
Asian/Pacific Islander:	0	0	0	0	0	0	0	0
Hispanic:	0	0	0	0	0	0	0	0
Total:	0	0	0	0	0	0	0	0
Female-headed Households:	0		0		0			

Income Category:

	Owner	Renter	Total	Person
Extremely Low	0	0	0	0
Low Mod	0	0	0	0
Moderate	0	0	0	0
Non Low Moderate	0	0	0	0
Total	0	0	0	0
Percent Low/Mod				

Annual Accomplishments

Years	Accomplishment Narrative	# Benefitting
-------	--------------------------	---------------

2010 Green Building Micro-Enterprise Technical Assistance Smart Growth - on following topics green building technologies/energy savings and weatherization to reduce carbon footprints/sustainable communities tech assistance for businesses to create 4 jobs PROJECT CANCELLED

2011 The project is no longer feasible. Therefore, funding will be recaptured.

PGM Year: 2010

Project: 0026 - City of North Miami Beach-Allen Park Recreation Center Renovation

IDIS Activity: 4879 - City of North Miami Beach- Allen Park Recreation Center/Renovation

Status: Open

Location: 17011 NE 19th Ave North Miami Beach, FL 33162-3111

Objective: Create suitable living environments

Outcome: Availability/accessibility

Matrix Code: Parks, Recreational Facilities (03F)

National Objective: LMA

Initial Funding Date: 09/27/2010

Financing

Funded Amount: 772,491.00

Drawn Thru Program Year: 477,802.12

Drawn In Program Year: 329,281.80

Description:

The rehabilitation of the Allen Park Recreation Center located at 1770 N.E. 162nd Street.

The project will include a roof replacement, interior renovation and and the installation of an elevator for ADA access.

\$200,000 allocated thru Resolution R-562-12.Funded \$200,000.00 thru R-356-13.

Proposed Accomplishments

Public Facilities : 1

Total Population in Service Area: 2,210

Census Tract Percent Low / Mod: 63.30

Annual Accomplishments

Years	Accomplishment Narrative	# Benefitting
-------	--------------------------	---------------

2010 The rehabilitation of the Allen Park Recreation Center located at 1770 N.E. 162nd Street. The project will include a roof replacement, interior renovation and the installation of an elevator for ADA access. Project is in design phase. Design is 60% completed. Ongoing Pending Financial Closeout.

2011 project is ongoing. Design completed. In bidding stage. Expected to be complete by September 30, 2012.

2012 34% to 40% of the construction is complete. Activity is underway.

2013 General conditions 89% done; matals/railings 100%; wheel chair lift 100%; windows 100%; flooring 75%; Gutter/scupper 100%, plumbing 100%. Project is underway (3rd quarter progress reporting).

General conditions 94%; flooring 75%; elec/mech 97%(2013 4th quarter progress report).

PGM Year:	2010
Project:	0027 - Business Technology Development Corporation-Business Incubator Program
IDIS Activity:	4880 - Business and Technology Development Corporation-Business Incubator Program

Status:	Open	Objective:	Create economic opportunities
Location:	301 Civic Center Court Homestead, FL 33030	Outcome:	Sustainability
		Matrix Code:	Micro-Enterprise Assistance (18C)
		National Objective:	LMJ

Initial Funding Date:	09/23/2010	Description:	
Financing		Nationally recognized mixed-use incubator that provides home and services to start-up businesses with hands on management, technical assistance, and access to funding.	
Funded Amount:	162,320.68	Accomplishment type: businesses.	
Drawn Thru Program Year:	162,320.68	Number of businesses to be served: 50.\$37,679.32 recaptured as per Reso R-356-13 dated 572013.	
Drawn In Program Year:	0.00		

Proposed Accomplishments

Jobs : 6

Actual Accomplishments

Number assisted:

	Owner		Renter		Total		Person	
	Total	Hispanic	Total	Hispanic	Total	Hispanic	Total	Hispanic
White:	0	0	0	0	0	0		0
Black/African American:	0	0	0	0	0	0	0	0
Asian:	0	0	0	0	0	0	0	0
American Indian/Alaskan Native:	0	0	0	0	0	0	0	0
Native Hawaiian/Other Pacific Islander:	0	0	0	0	0	0	0	0
American Indian/Alaskan Native & White:	0	0	0	0	0	0	0	0
Asian White:	0	0	0	0	0	0	0	0
Black/African American & White:	0	0	0	0	0	0	0	0
American Indian/Alaskan Native & Black/African American:	0	0	0	0	0	0	0	0
Other multi-racial:	0	0	0	0	0	0	0	0
Asian/Pacific Islander:	0	0	0	0	0	0	0	0
Hispanic:	0	0	0	0	0	0	0	0
Total:	0	0	0	0	0	0	0	0
Female-headed Households:	0		0		0			

Income Category:

	Owner	Renter	Total	Person
Extremely Low	0	0	0	0
Low Mod	0	0	0	0
Moderate	0	0	0	0
Non Low Moderate	0	0	0	0
Total	0	0	0	0
Percent Low/Mod				

Annual Accomplishments

Years	Accomplishment Narrative	# Benefitting
2010	Nationally recognized mixed-use incubator that provides home and services to start-up businesses with technical assistance, and access to funding. Will create 6 LMI jobs. Accomplishment type: businesses. Number of businesses to be served: 50. Ongoing Pending Financial Closeout	
2011	The agency is a nationally recognized mixed-use incubator that provides space, services and technical assistance to start-up businesses. The agency created a total of 7 LMI jobs and assisted a total of 110 businesses. The activity is pending closeout.	

PGM Year:	2010
Project:	0028 - Enterprise Development Corporation of South Florida-Incubate Miami
IDIS Activity:	4881 - Enterprise Development Corporation of South Florida-Incubate Miami

Status:	Open	Objective:	Create economic opportunities
Location:	200 SE 1st St Miami, FL 33131-1907	Outcome:	Sustainability
		Matrix Code:	Micro-Enterprise Assistance (18C)
		National Objective:	LMJ

Initial Funding Date: 09/23/2010

Financing

Funded Amount:	149,572.41
Drawn Thru Program Year:	149,572.41
Drawn In Program Year:	0.00

Description:
Incubate Miami - operation of a business incubator program that leverages EDC's best practices to sustain and attract companies by providing training and mentoring support services.
Accomplishment type: businesses.
Number of businesses served:50.\$6,502.59 recaptured as per Reso R-356-13 dated 572013.

Proposed Accomplishments

Jobs : 5

Actual Accomplishments

Number assisted:	Owner		Renter		Total		Person	
	Total	Hispanic	Total	Hispanic	Total	Hispanic	Total	Hispanic
White:	0	0	0	0	0	0		0
Black/African American:	0	0	0	0	0	0	0	0
Asian:	0	0	0	0	0	0	0	0
American Indian/Alaskan Native:	0	0	0	0	0	0	0	0
Native Hawaiian/Other Pacific Islander:	0	0	0	0	0	0	0	0
American Indian/Alaskan Native & White:	0	0	0	0	0	0	0	0
Asian White:	0	0	0	0	0	0	0	0
Black/African American & White:	0	0	0	0	0	0	0	0
American Indian/Alaskan Native & Black/African American:	0	0	0	0	0	0	0	0
Other multi-racial:	0	0	0	0	0	0	0	0
Asian/Pacific Islander:	0	0	0	0	0	0	0	0
Hispanic:	0	0	0	0	0	0	0	0
Total:	0	0	0	0	0	0	0	0
Female-headed Households:	0		0		0			

Income Category:

	Owner	Renter	Total	Person
Extremely Low	0	0	0	0

Low Mod	0	0	0	0
Moderate	0	0	0	0
Non Low Moderate	0	0	0	0
Total	0	0	0	0
Percent Low/Mod				

Annual Accomplishments

Years	Accomplishment Narrative	# Benefitting
-------	--------------------------	---------------

2010	Incubate Miami - operation of a business incubator program that leverages EDC's best practices to sustain and attract companies by providing training and mentoring support services. Will create 5 LMI jobs. Number of businesses served:50. Ongoing Pending Financial Closeout	
2011	Agency did not expend all the fund. The unspent balance will be recaptured.	

PGM Year:	2010
Project:	0029 - Neighbors and Neighbors Association, Inc.-Business Incubator
IDIS Activity:	4882 - Neighbors and Neighbors Association, Inc.-Business Incubator

Status:	Completed 10/7/2013 11:03:59 AM	Objective:	Create economic opportunities
Location:	4055 NW 17th Ave Miami, FL 33142-4851	Outcome:	Sustainability
		Matrix Code:	Micro-Enterprise Assistance (18C)
			National Objective: LMJ

Initial Funding Date: 09/23/2010

Financing

Funded Amount:	198,415.49
Drawn Thru Program Year:	198,415.49
Drawn In Program Year:	0.00

Description:

Business Incubator - offers 10 incubator spaces, conference rooms, and office equipment for small LMI businesses for up to 3 years.
The number of businesses to be served is 50 and the accomplishment type is businesses.\$1,584.51 recaptured as per Reso R-356-13 dated 572013.

Proposed Accomplishments

Jobs : 6

Actual Accomplishments

Number assisted:

	Owner		Renter		Total		Person	
	Total	Hispanic	Total	Hispanic	Total	Hispanic	Total	Hispanic
White:	0	0	0	0	0	0		0
Black/African American:	0	0	0	0	0	0	5	0
Asian:	0	0	0	0	0	0	2	0
American Indian/Alaskan Native:	0	0	0	0	0	0	0	0
Native Hawaiian/Other Pacific Islander:	0	0	0	0	0	0	0	0
American Indian/Alaskan Native & White:	0	0	0	0	0	0	0	0
Asian White:	0	0	0	0	0	0	0	0
Black/African American & White:	0	0	0	0	0	0	0	0
American Indian/Alaskan Native & Black/African American:	0	0	0	0	0	0	0	0
Other multi-racial:	0	0	0	0	0	0	0	0
Asian/Pacific Islander:	0	0	0	0	0	0	0	0
Hispanic:	0	0	0	0	0	0	0	0
Total:	0	0	0	0	0	0	7	0

Female-headed Households: 0 0 0

Income Category:

	Owner	Renter	Total	Person
Extremely Low	0	0	0	0
Low Mod	0	0	0	7
Moderate	0	0	0	0
Non Low Moderate	0	0	0	0
Total	0	0	0	7
Percent Low/Mod				100.0%

Annual Accomplishments

Years	Accomplishment Narrative	# Benefitting
2010	Business Incubator - offers 10 incubator spaces, conference rooms, and office equipment for small LMI businesses for up to 3 years. Will create 6 LMI jobs. The number of businesses to be served is 50 and the accomplishment type is businesses. Ongoing Pending Financial Closeout	
2011	Agency did not expend all the fund. The unspent balance will be recaptured. Created 7 jobs.	

PGM Year:	2009
Project:	0080 - MD HCD-Property Management- Housing
IDIS Activity:	4884 - MD HCD-Property Management- Housing

Status:	Open	Objective:	Provide decent affordable housing
Location:	701 NW 1st Ct Miami, FL 33136-3902	Outcome:	Affordability
		Matrix Code:	Disposition (02)
			National Objective: LMH

Initial Funding Date:	07/20/2010	Description:
Financing		Provide maintenance to all sites and/or buildings that have been or will be acquired.
Funded Amount:	230,027.01	Tasks include: ongoing maintenance such as grass cutting and board-up of vacant properties and emergency services to occupied structures.
Drawn Thru Program Year:	230,027.01	Approx.
Drawn In Program Year:	0.00	74 properties.\$19,526.70 recaptured as per Reso R-356-13 dated 5/7/2013.

Proposed Accomplishments

Housing Units : 74

Actual Accomplishments

Number assisted:	Owner		Renter		Total		Person	
	Total	Hispanic	Total	Hispanic	Total	Hispanic	Total	Hispanic
White:	0	0	0	0	0	0		0
Black/African American:	0	0	0	0	0	0	0	0
Asian:	0	0	0	0	0	0	0	0
American Indian/Alaskan Native:	0	0	0	0	0	0	0	0
Native Hawaiian/Other Pacific Islander:	0	0	0	0	0	0	0	0
American Indian/Alaskan Native & White:	0	0	0	0	0	0	0	0
Asian White:	0	0	0	0	0	0	0	0
Black/African American & White:	0	0	0	0	0	0	0	0

American Indian/Alaskan Native & Black/African American:	0	0	0	0	0	0	0	0
Other multi-racial:	0	0	0	0	0	0	0	0
Asian/Pacific Islander:	0	0	0	0	0	0	0	0
Hispanic:	0	0	0	0	0	0	0	0
Total:	0	0	0	0	0	0	0	0
Female-headed Households:	0		0		0			

Income Category:

	Owner	Renter	Total	Person
Extremely Low	0	0	0	0
Low Mod	0	0	0	0
Moderate	0	0	0	0
Non Low Moderate	0	0	0	0
Total	0	0	0	0
Percent Low/Mod				

Annual Accomplishments

Years	Accomplishment Narrative	# Benefitting
2010	PROJECT ON-GOING.	
2011	ACTIVITY ON-GOING	

PGM Year: 2009
Project: 0081 - City of North Miami Beach-NE 172nd Street Roadway/Infrastructure Project
IDIS Activity: 4885 - City of NMB-NE 172 Street Roadway/Infrastructure Project

Status: Open Objective: Create suitable living environments
Location: NE 172 Street N. Miami Beach, FL 33162 Outcome: Sustainability
Matrix Code: Street Improvements (03K) National Objective: LMA

Initial Funding Date: 07/20/2010

Financing
Funded Amount: 1,394,470.69
Drawn Thru Program Year: 1,087,470.69
Drawn In Program Year: 0.00

Description:

NE 172nd Street RoadwayInfrastructure Project.
600 linear ft.reconstruction include:drainage, installation of pumpstation, injection wells, curbing, on-street lighting, parking, sidewalks, landscaping.
Between NE 23 Ave., and West Dixie HWY .
Additional funding of \$350,000 awarded as per Resolution #R67-11.Funded \$307,000 thru R-356-13.

Proposed Accomplishments

People (General) : 1
Total Population in Service Area: 1,626
Census Tract Percent Low / Mod: 61.50

Annual Accomplishments

Years	Accomplishment Narrative	# Benefitting
2010	Pre-construction stage. Design complete. General Contract was awarded. Agency is waiting additional environmental clearance.	
2011	Activity 50% completed. Drainage system with stormwater pumping station and injection wells.	
2012	90% of the original scope has been completed. Activity is underway.	

2013	Pending as built electronic and GPS data. project is underway(2013 4th quarter progress report).
------	--

PGM Year:	2009
Project:	0082 - MD HCD/Elevator Modernization- Singer Plaza Project
IDIS Activity:	4886 - MD HCD/Elevator Modernization-Singer Plaza Project

Status:	Completed 6/13/2013 11:24:01 AM	Objective:	Provide decent affordable housing
Location:	1310 NW 16th St Miami, FL 33125-1641	Outcome:	Affordability
		Matrix Code:	Rehab; Multi-Unit Residential (14B)
		National Objective:	LMH

Initial Funding Date:	08/11/2010
------------------------------	------------

Financing

Funded Amount:	239,738.33
Drawn Thru Program Year:	239,738.33
Drawn In Program Year:	0.00

Description:

Elevator Modernization Include: Installation of new controllerequipment, hoistway, door operator, door restraictors, site guards, controller access to pit and top,ADA hands free phone.
 Retain: car guides, frame, flooring, new toe guard, etc.
 Activity funded thru resolution # R-1285-09.\$45.00 recaptured as per Reso R-356-13 dated 572013.

Proposed Accomplishments

Housing Units : 100

Actual Accomplishments

Number assisted:

	Owner		Renter		Total		Person	
	Total	Hispanic	Total	Hispanic	Total	Hispanic	Total	Hispanic
White:	0	0	70	68	70	68	0	0
Black/African American:	0	0	26	4	26	4	0	0
Asian:	0	0	0	0	0	0	0	0
American Indian/Alaskan Native:	0	0	0	0	0	0	0	0
Native Hawaiian/Other Pacific Islander:	0	0	0	0	0	0	0	0
American Indian/Alaskan Native & White:	0	0	0	0	0	0	0	0
Asian White:	0	0	0	0	0	0	0	0
Black/African American & White:	0	0	0	0	0	0	0	0
American Indian/Alaskan Native & Black/African American:	0	0	0	0	0	0	0	0
Other multi-racial:	0	0	1	1	1	1	0	0
Asian/Pacific Islander:	0	0	0	0	0	0	0	0
Hispanic:	0	0	0	0	0	0	0	0
Total:	0	0	97	73	97	73	0	0

Female-headed Households:	0	0	0
---------------------------	---	---	---

Income Category:

	Owner	Renter	Total	Person
Extremely Low	0	97	97	0
Low Mod	0	0	0	0
Moderate	0	0	0	0
Non Low Moderate	0	0	0	0
Total	0	97	97	0

Annual Accomplishments

Years	Accomplishment Narrative	# Benefitting
2010	PROJECT ON-GOING.	
2011	PROJECT IS ON-GOING.	
2012	Modernization of two elevators in a 100 unit disabled section 8 new construction building	

PGM Year: 2009**Project:** 0083 - MD HCD/Elevator Modernization- Little Havana Apartments**IDIS Activity:** 4887 - MD HCD/Elevator Modernization- Little Havana Apartments

Status: Completed 3/25/2013 8:04:37 AM

Location: 1759 SW 5th St Miami, FL 33135-3542

Objective: Provide decent affordable housing

Outcome: Affordability

Matrix Code: Rehab; Multi-Unit Residential (14B)

National Objective: LMH

Initial Funding Date: 08/11/2010**Financing**

Funded Amount: 270,628.80

Drawn Thru Program Year: 270,628.80

Drawn In Program Year: 0.00

Description:

Elevator Modernization-County Owned Property: Modernize elevator located at: little Hanana Apartments.

Address: 1759 SW 5th Street, Miami, FL 33125.

Activity funded thru resolution 1285-09.

Proposed Accomplishments

Housing Units : 75

Actual Accomplishments*Number assisted:*

	Owner		Renter		Total		Person	
	Total	Hispanic	Total	Hispanic	Total	Hispanic	Total	Hispanic
White:	0	0	70	68	70	68	0	0
Black/African American:	0	0	2	2	2	2	0	0
Asian:	0	0	0	0	0	0	0	0
American Indian/Alaskan Native:	0	0	0	0	0	0	0	0
Native Hawaiian/Other Pacific Islander:	0	0	0	0	0	0	0	0
American Indian/Alaskan Native & White:	0	0	0	0	0	0	0	0
Asian White:	0	0	0	0	0	0	0	0
Black/African American & White:	0	0	0	0	0	0	0	0
American Indian/Alaskan Native & Black/African American:	0	0	0	0	0	0	0	0
Other multi-racial:	0	0	2	2	2	2	0	0
Asian/Pacific Islander:	0	0	0	0	0	0	0	0
Hispanic:	0	0	0	0	0	0	0	0
Total:	0	0	74	72	74	72	0	0

Female-headed Households:

0

0

0

*Income Category:***Owner****Renter****Total****Person**

Extremely Low	0	74	74	0
Low Mod	0	0	0	0
Moderate	0	0	0	0
Non Low Moderate	0	0	0	0
Total	0	74	74	0
Percent Low/Mod	100.0%	100.0%		

Annual Accomplishments

Years	Accomplishment Narrative	# Benefitting
2010	PROJECT IS ON-GOING.	
2011	PROJECT IS ON-GOING	
2012	Activity completed	

PGM Year: 2009

Project: 0084 - Miami-Dade Park & Recreation- Park Improvements for Four Parks

IDIS Activity: 4888 - MD Park & Recreation-Park Improvements for four parks

Status: Completed 2/10/2014 2:02:52 PM

Location: 111 NW 1st St Miami, FL 33128-1902

Objective: Create suitable living environments

Outcome: Availability/accessibility

Matrix Code: Parks, Recreational Facilities (03F)

National Objective: LMA

Initial Funding Date: 08/20/2010

Financing

Funded Amount: 233,595.75

Drawn Thru Program Year: 105,057.19

Drawn In Program Year: 17,292.34

Description:

Park improvements for four parks in low to moderate income areas.
Commission districts 2, 3 and 9.

Arcola Lakes Park: 1301 NW 83 Street, Miami, FI 33147: Goulds Park: 21805 SW 114 Ave, Miami, FI 33170: Martin Luther Memorial Park: 6160 NW 32 CT., Miami, Florida 33142, Marva Y.

Bannerman Park: 4830 NW 24 Ave, Miami, FI 33142.

\$15,851.00 recaptured as per Reso R-356-13 dated 572013.

Proposed Accomplishments

Public Facilities : 4

Total Population in Service Area: 18,678

Census Tract Percent Low / Mod: 68.40

Annual Accomplishments

Years	Accomplishment Narrative	# Benefitting
2010	Ongoing. Arcola Park shelter still pending construction.	
2011	Project is 100% compelte. Awaitng final payment and close out documentation.	
2012	All construction is complete. Final reimbursements need to be submitted and approved.	
2013	Activity completed.	

PGM Year: 2008

Project: 0073 - MD HCD Land Inventory, Maintenance

IDIS Activity: 4889 - MD HCD- Land Inventory, Maintenance

Status: Open

Location: 701 NW 1st Ct Miami, FL 33136-3902

Objective: Create economic opportunities

Outcome: Sustainability

Matrix Code: CI Land Acquisition/Disposition (17A)

National Objective: LMJ

Initial Funding Date: 08/20/2010

Financing

Funded Amount: 194,982.05

Drawn Thru Program Year: 194,982.05

Drawn In Program Year: 0.00

Description:

Provide maintenance to all sites acquired for commercial or industrial development. The disposition and development of the sites will result in 6 jobs. The sites are commercialindustrial sites.

Proposed Accomplishments

Jobs : 6

Actual Accomplishments

Number assisted:

	Owner		Renter		Total		Person	
	Total	Hispanic	Total	Hispanic	Total	Hispanic	Total	Hispanic
White:	0	0	0	0	0	0		0
Black/African American:	0	0	0	0	0	0	0	0
Asian:	0	0	0	0	0	0	0	0
American Indian/Alaskan Native:	0	0	0	0	0	0	0	0
Native Hawaiian/Other Pacific Islander:	0	0	0	0	0	0	0	0
American Indian/Alaskan Native & White:	0	0	0	0	0	0	0	0
Asian White:	0	0	0	0	0	0	0	0
Black/African American & White:	0	0	0	0	0	0	0	0
American Indian/Alaskan Native & Black/African American:	0	0	0	0	0	0	0	0
Other multi-racial:	0	0	0	0	0	0	0	0
Asian/Pacific Islander:	0	0	0	0	0	0	0	0
Hispanic:	0	0	0	0	0	0	0	0
Total:	0	0	0	0	0	0	0	0
Female-headed Households:	0		0		0			

Income Category:

	Owner	Renter	Total	Person
Extremely Low	0	0	0	0
Low Mod	0	0	0	0
Moderate	0	0	0	0
Non Low Moderate	0	0	0	0
Total	0	0	0	0
Percent Low/Mod				

Annual Accomplishments

Years	Accomplishment Narrative	# Benefitting
2010	PROJECT ON-GOING.	
2011	Project is on-going	

PGM Year: 2010
Project: 0032 - Assistance to the Elderly
IDIS Activity: 4891 - Assistance to the Elderly-Air Conditioning Upgrade System

Status: Completed 12/19/2013 12:00:00 AM Objective: Create suitable living environments
 Location: 5617 NW 7th St Miami, FL 33126-3216 Outcome: Availability/accessibility
 Matrix Code: Handicapped Centers (03B) National Objective: LMC

Initial Funding Date: 09/29/2010

Financing

Funded Amount: 75,000.00
 Drawn Thru Program Year: 75,000.00
 Drawn In Program Year: 37,582.77

Description:

Replace current AC units with central AC system on the Alzheimer's floor.
 This will save energy and give the 52 elderly clients better controlled temperature.

Proposed Accomplishments

Public Facilities : 1

Actual Accomplishments

Number assisted:

	Owner		Renter		Total		Person	
	Total	Hispanic	Total	Hispanic	Total	Hispanic	Total	Hispanic
White:	0	0	0	0	0	0	70	70
Black/African American:	0	0	0	0	0	0	0	0
Asian:	0	0	0	0	0	0	0	0
American Indian/Alaskan Native:	0	0	0	0	0	0	0	0
Native Hawaiian/Other Pacific Islander:	0	0	0	0	0	0	0	0
American Indian/Alaskan Native & White:	0	0	0	0	0	0	0	0
Asian White:	0	0	0	0	0	0	0	0
Black/African American & White:	0	0	0	0	0	0	0	0
American Indian/Alaskan Native & Black/African American:	0	0	0	0	0	0	0	0
Other multi-racial:	0	0	0	0	0	0	0	0
Asian/Pacific Islander:	0	0	0	0	0	0	0	0
Hispanic:	0	0	0	0	0	0	0	0
Total:	0	0	0	0	0	0	70	70
Female-headed Households:	0		0		0			

Income Category:

	Owner	Renter	Total	Person
Extremely Low	0	0	0	70
Low Mod	0	0	0	0
Moderate	0	0	0	0
Non Low Moderate	0	0	0	0
Total	0	0	0	70
Percent Low/Mod				100.0%

Annual Accomplishments

Years	Accomplishment Narrative	# Benefitting
2010	Replace current A/C units with central A/C system on the Alzheimer's floor. This will save energy and give the 52 elderly clients better controlled temperature. Ongoing Pending Financial Closeout	
2011	Activity is underway. Working on the 1st bathroom taken longer than scheduled due to inspection delay and holidays.	
2012	Third bathroom is complete-working on additional 2 bathrooms. Activity completed (Reported on 12/19/2013)	

PGM Year: 2010
Project: 0036 - City of South Miami-CRA Street Lighting
IDIS Activity: 4895 - City of South Miami-CRA Street Lighting

Status: Open
Location: SW 68 Street from SW 59 Pl to SW 58 pl South Miami, FL 33143

Objective: Create suitable living environments

Outcome: Availability/accessibility

Matrix Code: Street Improvements (03K)

National Objective: LMA

Initial Funding Date: 09/28/2010

Financing

Funded Amount: 693.20
Drawn Thru Program Year: 693.20
Drawn In Program Year: 0.00

Description:

Facilitate lighting improvements with South Miami CRA to include engineering design along the following corridors: SW 68 Street from SW 59 Place to SW 58 Place and SW 61 DriveCourt from SW 59 Place to SW 66 Street. \$169,306.80 recaptured as per R-627-13.

Proposed Accomplishments

People (General) : 952
Total Population in Service Area: 1,170
Census Tract Percent Low / Mod: 88.60

Annual Accomplishments

Years	Accomplishment Narrative	# Benefitting
2010	PROJECT IS ON-GOING.	
2011	The City is in the process o finalizing an agreement with FPL to upgrade by increasing wattage. Activity is underway.	
2012	City requested time extension and scope expansion for the project from the County. The project will move forward once it is approved by the County.	

PGM Year: 2010
Project: 0013 - Department of Housing and Community Development-Enterprise Zone Program
IDIS Activity: 4896 - MD HCD- Enterprise Zone Program

Status: Open
Location: 701 NW 1st Ct Miami, FL 33136-3902

Objective: Create economic opportunities

Outcome: Availability/accessibility

Matrix Code: ED Direct Financial Assistance to For-Profits (18A)

National Objective: LMJ

Initial Funding Date: 09/23/2010

Financing

Funded Amount: 27.00
Drawn Thru Program Year: 27.00
Drawn In Program Year: 0.00

Description:

Assist a minimum of 60 businesses in CDBG eligible Enterprise Zone areas to access state and local fiscal incentives to promote business attraction and expansion.
Activity will create a minimum of 6 jobs.
\$179,973.00 was recaptured as per Resolution R-782-11 dated October 4th 2011.

Proposed Accomplishments

Jobs : 6

Actual Accomplishments

Number assisted:

	Owner		Renter		Total		Person	
	Total	Hispanic	Total	Hispanic	Total	Hispanic	Total	Hispanic
White:	0	0	0	0	0	0		0
Black/African American:	0	0	0	0	0	0	0	0
Asian:	0	0	0	0	0	0	0	0
American Indian/Alaskan Native:	0	0	0	0	0	0	0	0
Native Hawaiian/Other Pacific Islander:	0	0	0	0	0	0	0	0
American Indian/Alaskan Native & White:	0	0	0	0	0	0	0	0
Asian White:	0	0	0	0	0	0	0	0
Black/African American & White:	0	0	0	0	0	0	0	0
American Indian/Alaskan Native & Black/African American:	0	0	0	0	0	0	0	0
Other multi-racial:	0	0	0	0	0	0	0	0
Asian/Pacific Islander:	0	0	0	0	0	0	0	0
Hispanic:	0	0	0	0	0	0	0	0
Total:	0	0	0	0	0	0	0	0
Female-headed Households:	0		0		0			

Income Category:

	Owner	Renter	Total	Person
Extremely Low	0	0	0	0
Low Mod	0	0	0	0
Moderate	0	0	0	0
Non Low Moderate	0	0	0	0
Total	0	0	0	0
Percent Low/Mod				

Annual Accomplishments

Years	Accomplishment Narrative	# Benefitting	
2010	Assist a minimum of 60 businesses in CDBG eligible Enterprise Zone areas to access state and local fiscal incentives to promote business attraction and expansion. Activity will create a minimum of 6 jobs. Ongoing Pending Financial Closeout		
2011	\$179,973.00 was recaptured as per Resolution R-782-11 dated October 4th 2011.		
PGM Year:	2010		
Project:	0038 - City of South Miami SW 64th Street Corridor Improvements		
IDIS Activity:	4898 - City of South Miami-Sw 64th Street Corridor Improvements		
Status:	Completed 8/6/2013 7:27:24 AM	Objective:	Create suitable living environments
Location:	SW 64 street from SW 57 Ave to Sw 62 Ave South Miami, FL 33143	Outcome:	Availability/accessibility
		Matrix Code:	Street Improvements (03K)
		National Objective:	LMA

Initial Funding Date: 09/29/2010

Financing

Funded Amount: 50,000.00
Drawn Thru Program Year: 50,000.00
Drawn In Program Year: 0.00

Description:

Street Improvements and reconstruction along SW 64th Steet from SW 57th Ave. (Red Road) to SW 62nd Avenue.
Project will include: brick pavers, 4-way stop sign with traffic roadway improvements along this corridor.
Will benefit 952 people from the area

Proposed Accomplishments

People (General) : 952
Total Population in Service Area: 1,170
Census Tract Percent Low / Mod: 88.60

Annual Accomplishments

Years	Accomplishment Narrative	# Benefitting
-------	--------------------------	---------------

2010	PROJECT IS ON-GOING.	
2011	The pre-construction meeting was held on December 9, 2011 between the City, Miami-Dade County and the Contractor to discuss reporting requirements. Work areas have been delineated at the site. Construction is scheduled to begin on June 16, 2012.	

PGM Year: 2010

Project: 0039 - MD HCD Professional Services-Historic Hampton House

IDIS Activity: 4899 - MD ISD- Historic Hampton House

Status: Open

Location: 4240 NW 27th Ave Miami, FL 33142-4516

Objective: Create suitable living environments

Outcome: Availability/accessibility

Matrix Code: Public Facilities and Improvement
(General) (03)

National Objective: LMC

Description:

Restoration for the Historic Hampton House to be used as amultipurpose facility for the Model Cities Area located in District 3 Brownsville area.

Initial Funding Date: 10/15/2010

Financing

Funded Amount: 2,274,910.73
Drawn Thru Program Year: 2,271,458.97
Drawn In Program Year: 2,233,757.33

Proposed Accomplishments

Public Facilities : 1

Actual Accomplishments

Number assisted:

	Owner		Renter		Total		Person	
	Total	Hispanic	Total	Hispanic	Total	Hispanic	Total	Hispanic
White:	0	0	0	0	0	0		0
Black/African American:	0	0	0	0	0	0	0	0
Asian:	0	0	0	0	0	0	0	0
American Indian/Alaskan Native:	0	0	0	0	0	0	0	0
Native Hawaiian/Other Pacific Islander:	0	0	0	0	0	0	0	0
American Indian/Alaskan Native & White:	0	0	0	0	0	0	0	0
Asian White:	0	0	0	0	0	0	0	0
Black/African American & White:	0	0	0	0	0	0	0	0
American Indian/Alaskan Native & Black/African American:	0	0	0	0	0	0	0	0

Other multi-racial:	0	0	0	0	0	0	0	0
Asian/Pacific Islander:	0	0	0	0	0	0	0	0
Hispanic:	0	0	0	0	0	0	0	0
Total:	0	0	0	0	0	0	0	0
Female-headed Households:	0		0		0			

Income Category:

	Owner	Renter	Total	Person
Extremely Low	0	0	0	0
Low Mod	0	0	0	0
Moderate	0	0	0	0
Non Low Moderate	0	0	0	0
Total	0	0	0	0
Percent Low/Mod				

Annual Accomplishments

Years	Accomplishment Narrative	# Benefitting
-------	--------------------------	---------------

2010 Restoration for the Historic Hampton House to be used as a multipurpose facility for the Model Cities Area located in District 3 Brownsville area. Project Ongoing.

2011 The project is still in the planning stage. At the end of the fourth quarter 2011 the Department had prepared the final plans and prepared the bid package to select a General Contractor.

PGM Year: 2010

Project: 0041 - MD Public Works- Street & Drainage Imp. on SW 38th Street

IDIS Activity: 4901 - MD Public Works-Street & Drainage Imp. on SW 38 Street

Status: Open

Objective: Create suitable living environments

Location: SW 38 Street and SW 97 Ave Miami, FL 33178

Outcome: Availability/accessibility

Matrix Code: Street Improvements (03K)

National Objective: LMA

Initial Funding Date: 10/20/2010

Description:

Financing

Funded Amount: 359,266.31

Drawn Thru Program Year: 359,266.31

Drawn In Program Year: 0.00

Street and drainage improvements on SW 38th Street from 94 to 97 Ave.\$40,733.69 recaptured as per Reso R-356-13 dated 572013.

Proposed Accomplishments

People (General) : 1,428

Total Population in Service Area: 2,424

Census Tract Percent Low / Mod: 58.90

Annual Accomplishments

Years	Accomplishment Narrative	# Benefitting
-------	--------------------------	---------------

2010 Street and Drainage Improvements on SW 38 Street, between SW 94 Avenue and SW 97 Avenue in Miami, FL. Zip Code: 33178. Contract is currently in the process of obtaining Miami-Dade County HCD's approval to commence the activity.

2011 Project is under contruction and approximately 55% complete as of the end of the year.

2012	Construction operation and final invoicing are complete.
------	--

PGM Year:	2010
Project:	0042 - jewish Community Services of South Florida, Inc.- Miami Beach Senior Center
IDIS Activity:	4902 - Jewish Community Services-Miami Beach Senior Center Improvements

Status:	Open	Objective:	Create suitable living environments
Location:	610 Espanola Way Miami Beach, FL 33139-3969	Outcome:	Availability/accessibility
		Matrix Code:	Senior Centers (03A)
		National Objective:	LMC

Initial Funding Date:	10/20/2010
------------------------------	------------

Financing

Funded Amount:	224,941.92
Drawn Thru Program Year:	55,750.38
Drawn In Program Year:	55,486.46

Description:

Numerous life safety repairs that must be made at the Miami Beach Senior Center to meet current code and ensure that it is a safe environment for 50 elderly clients of the Adult Day Care Program. Funding amount increased by \$263.92 as per memo dated 3232011 for Professional Services Technical Assistance. Funding amount increased by \$50,000.00 as per R-361-12 (2012 Action Plan).

Proposed Accomplishments

Public Facilities : 1

Actual Accomplishments

Number assisted:

	Owner		Renter		Total		Person	
	Total	Hispanic	Total	Hispanic	Total	Hispanic	Total	Hispanic
White:	0	0	0	0	0	0		0
Black/African American:	0	0	0	0	0	0	0	0
Asian:	0	0	0	0	0	0	0	0
American Indian/Alaskan Native:	0	0	0	0	0	0	0	0
Native Hawaiian/Other Pacific Islander:	0	0	0	0	0	0	0	0
American Indian/Alaskan Native & White:	0	0	0	0	0	0	0	0
Asian White:	0	0	0	0	0	0	0	0
Black/African American & White:	0	0	0	0	0	0	0	0
American Indian/Alaskan Native & Black/African American:	0	0	0	0	0	0	0	0
Other multi-racial:	0	0	0	0	0	0	0	0
Asian/Pacific Islander:	0	0	0	0	0	0	0	0
Hispanic:	0	0	0	0	0	0	0	0
Total:	0	0	0	0	0	0	0	0

Female-headed Households:	0	0	0
---------------------------	---	---	---

Income Category:

	Owner	Renter	Total	Person
Extremely Low	0	0	0	0
Low Mod	0	0	0	0
Moderate	0	0	0	0
Non Low Moderate	0	0	0	0
Total	0	0	0	0

Annual Accomplishments

Years	Accomplishment Narrative	# Benefitting
2010	Numerous life safety repairs that must be made at the Miami Beach Senior Center to meet current code and ensure that it is a safe environment for 50 elderly clients of the Adult Day Care Program. The activity is currently under review. Agency has not submitted SOS and budget. Project is also funded by the City of Miami Beach.	
2011	The City of Miami Beach and the School Board have resolved outstanding drainage issues and is proceeding with the project, which is estimated to be completed by September 2012.	
2012	Project is 60% completed	
2013	Activity is underway. site improvement project is being partially funded by Miami Dade Public schools to resolve repetitive flooding on the building and site. site work 84%(1st quarter progress report) NTP has been issued to the CM for exterior work, re-roofing< HVAC replacement and electrical work, exterior paint, patch and damaged stucco. overall design is complete 100%. Construction procurement is 100%(4th progress report).	

PGM Year: 2010**Project:** 0044 - MD PWWM-West Little River Right of way & Landscaping**IDIS Activity:** 4904 - MD PWWM - West Little River Right of way & Landscaping improvements

Status: Open

Location: NW 88 Street at NW 12th to 14th Ave Miami, FL 33147

Objective: Create suitable living environments

Outcome: Availability/accessibility

Matrix Code: Street Improvements (03K)

National Objective: LMA

Initial Funding Date: 10/20/2010**Financing**

Funded Amount: 188,223.63

Drawn Thru Program Year: 176,028.21

Drawn In Program Year: 171,694.32

Description:

WLR Right-of-Way Improvements - Phases IV-E, V-A, and V-B, to include NW 88th Street from NW 12th Avenue to NW 14th Avenue.
\$190,358.14 were funded as per Resolution R-67-11.
The activity will be carried out by Public works and Waste Management Department as per non-substantial memo dated 282012. Deducted \$102,134.51 from the total funding of 290,358.14 as per R-627-13.

Proposed Accomplishments

People (General) : 1,477

Total Population in Service Area: 2,670

Census Tract Percent Low / Mod: 55.30

Annual Accomplishments

Years	Accomplishment Narrative	# Benefitting
2010	project is on-going.	
2011	Design phase is 100% complete. Currently, awaiting approval of the non-substantial change memorandum. Construction will begin in second quarter 2012 and is estimated to be completed by end of fourth quarter 2012.	
2012	Construction operations to commence first quarter of 2013.	

PGM Year: 2010**Project:** 0046 - MD CAA- Facility Improvements**IDIS Activity:** 4906 - MD CAA- Facility Improvements

Status: Open

Location: 701 NW 1st Ct Miami, FL 33136-3902

Objective: Create suitable living environments

Outcome: Availability/accessibility

Initial Funding Date: 10/27/2010**Financing**

Funded Amount: 1,662,000.00
 Drawn Thru Program Year: 1,506,355.40
 Drawn In Program Year: 478,639.12

Description:

Facility Improvements of at least 9 facilities that server low-to-moderate income clients.

Proposed Accomplishments

Public Facilities : 9

Actual Accomplishments*Number assisted:*

	Owner		Renter		Total		Person	
	Total	Hispanic	Total	Hispanic	Total	Hispanic	Total	Hispanic
White:	0	0	0	0	0	0		0
Black/African American:	0	0	0	0	0	0	0	0
Asian:	0	0	0	0	0	0	0	0
American Indian/Alaskan Native:	0	0	0	0	0	0	0	0
Native Hawaiian/Other Pacific Islander:	0	0	0	0	0	0	0	0
American Indian/Alaskan Native & White:	0	0	0	0	0	0	0	0
Asian White:	0	0	0	0	0	0	0	0
Black/African American & White:	0	0	0	0	0	0	0	0
American Indian/Alaskan Native & Black/African American:	0	0	0	0	0	0	0	0
Other multi-racial:	0	0	0	0	0	0	0	0
Asian/Pacific Islander:	0	0	0	0	0	0	0	0
Hispanic:	0	0	0	0	0	0	0	0
Total:	0	0	0	0	0	0	0	0
Female-headed Households:	0		0		0			

Income Category:

	Owner	Renter	Total	Person
Extremely Low	0	0	0	0
Low Mod	0	0	0	0
Moderate	0	0	0	0
Non Low Moderate	0	0	0	0
Total	0	0	0	0
Percent Low/Mod				

Annual Accomplishments

Years	Accomplishment Narrative	# Benefitting
2011	DELEGATE AGENCIES HAVE PROCURED CONTRACTORS AND WORK IS IN PROGRESS TO COMPLETION.AII SIX OF THE DELEGATING AGENCY PROJECTS ARE ON SCHEDULE TO BE COMPLETED IN MARCH. THE PLAYGROUND RENOVATIONS WILL BE HANDLED BY PARKS AND ARE SCHEDULED TO BE COMPLETED BY JUNE 2012. THE OVERALL PROJECT IS 45% COMPLETE.	
2012	Three delegate agencies have completed their projects and two are on-going. The Head Start playground construction was procured and construction is underway.	

PGM Year:	2010
Project:	0051 - Miami-Dade Department of Human Services- West Perrine Senior Center
IDIS Activity:	4911 - MD DHS- West Perrine Senior Center Rehab

Status:	Open	Objective:	Create suitable living environments
Location:	17901 Homestead Ave Miami, FL 33157-5562	Outcome:	Availability/accessibility
		Matrix Code:	Senior Centers (03A)
			National Objective: LMC

Initial Funding Date: 12/02/2010

Financing

Funded Amount:	50,792.36
Drawn Thru Program Year:	50,792.36
Drawn In Program Year:	0.00

Description:

West Perrine Senior Center: Location, 17901 Homestead Avenue, Miami, FL 33157.
 GSA Construction Management services: Demolish existing drywall partition.
 Construct new drywall partition, replace floor tiles, relocate existing electrical for computers

Proposed Accomplishments

Public Facilities : 1

Actual Accomplishments

<i>Number assisted:</i>	Owner		Renter		Total		Person	
	Total	Hispanic	Total	Hispanic	Total	Hispanic	Total	Hispanic
White:	0	0	0	0	0	0	54	51
Black/African American:	0	0	0	0	0	0	263	0
Asian:	0	0	0	0	0	0	0	0
American Indian/Alaskan Native:	0	0	0	0	0	0	0	0
Native Hawaiian/Other Pacific Islander:	0	0	0	0	0	0	0	0
American Indian/Alaskan Native & White:	0	0	0	0	0	0	0	0
Asian White:	0	0	0	0	0	0	0	0
Black/African American & White:	0	0	0	0	0	0	0	0
American Indian/Alaskan Native & Black/African American:	0	0	0	0	0	0	0	0
Other multi-racial:	0	0	0	0	0	0	0	0
Asian/Pacific Islander:	0	0	0	0	0	0	0	0
Hispanic:	0	0	0	0	0	0	0	0
Total:	0	0	0	0	0	0	317	51
Female-headed Households:	0		0		0			

Income Category:

	Owner	Renter	Total	Person
Extremely Low	0	0	0	0
Low Mod	0	0	0	317
Moderate	0	0	0	0
Non Low Moderate	0	0	0	0
Total	0	0	0	317
Percent Low/Mod				100.0%

Annual Accomplishments

Years	Accomplishment Narrative	# Benefitting
-------	--------------------------	---------------

2010	West Perrine Senior Center: Location, 17901 Homestead Avenue, Miami, FL 33157. GSA Construction Management services: Demolish existing drywall partition. Construct new drywall partition, replace floor tiles, relocate existing electrical for computers. Ongoing Pending Financial Closeout	
------	--	--

2011	The project is completed. Pending financial closeout.	
------	---	--

PGM Year: 2010

Project: 0052 - Miami-Dade DHS- Rehab of Richmond Heights Senior Center

IDIS Activity: 4912 - MD DHS- Rehab Richmond Heights Senior Center

Status: Open

Location: 14638 Lincoln Blvd Miami, FL 33176-7430

Objective: Create suitable living environments

Outcome: Availability/accessibility

Matrix Code: Senior Centers (03A)

National Objective: LMC

Initial Funding Date: 12/02/2010

Financing

Funded Amount: 40,000.00

Drawn Thru Program Year: 32,715.12

Drawn In Program Year: 32,715.12

Description:

Rehab of Richmond Heights Senior Center located at 14638 Lincoln Blvd, Miami, Florida 33176. \$5,000.00 was recaptured as per Resolution R-782-11 dated October 4th, 2011.

Proposed Accomplishments

Public Facilities : 1

Actual Accomplishments

Number assisted:

	Owner		Renter		Total		Person	
	Total	Hispanic	Total	Hispanic	Total	Hispanic	Total	Hispanic
White:	0	0	0	0	0	0		0
Black/African American:	0	0	0	0	0	0	0	0
Asian:	0	0	0	0	0	0	0	0
American Indian/Alaskan Native:	0	0	0	0	0	0	0	0
Native Hawaiian/Other Pacific Islander:	0	0	0	0	0	0	0	0
American Indian/Alaskan Native & White:	0	0	0	0	0	0	0	0
Asian White:	0	0	0	0	0	0	0	0
Black/African American & White:	0	0	0	0	0	0	0	0
American Indian/Alaskan Native & Black/African American:	0	0	0	0	0	0	0	0
Other multi-racial:	0	0	0	0	0	0	0	0
Asian/Pacific Islander:	0	0	0	0	0	0	0	0
Hispanic:	0	0	0	0	0	0	0	0
Total:	0	0	0	0	0	0	0	0
Female-headed Households:	0		0		0			

Income Category:

	Owner	Renter	Total	Person
Extremely Low	0	0	0	0

Low Mod	0	0	0	0
Moderate	0	0	0	0
Non Low Moderate	0	0	0	0
Total	0	0	0	0
Percent Low/Mod				

Annual Accomplishments

Years	Accomplishment Narrative	# Benefitting
-------	--------------------------	---------------

2010	Rehab of Richmond Heights Senior Center located at 14638 Lincoln Blvd, Miami, Florida 33176. Ongoing Pending Financial Closeout	
2011	The Department is working with the agency to resolve lease issues before the activity can move forward.	

PGM Year:	2010
Project:	0053 - MD Public Works-Drainage Improvements on SW 13 Street and SW 15 Street
IDIS Activity:	4913 - MD Public Works-Drainage Improvements on SW 13 Street and SW 15th Street

Status: Completed 7/11/2013 10:54:18 AM

Location: 111 NW 1st St Miami, FL 33128-1902

Objective: Create suitable living environments

Outcome: Availability/accessibility

Matrix Code: Street Improvements (03K)

National Objective: LMA

Initial Funding Date: 12/07/2010

Financing

Funded Amount: 178,601.51

Drawn Thru Program Year: 178,601.51

Drawn In Program Year: 0.00

Description:

Public Works - Drainage Improvements on SW 13 Street from SW 71 Ave., to SW 72 Ave., and on the intersection of SW 15 Street and SW 68 Ave.
In District # 6.\$48.49 recaptured as per Reso R-356-13 dated 572013.

Proposed Accomplishments

People (General) : 662

Total Population in Service Area: 1,001

Census Tract Percent Low / Mod: 66.10

Annual Accomplishments

Years	Accomplishment Narrative	# Benefitting
-------	--------------------------	---------------

2010	Public Works - Drainage Improvements on SW 13 Street from SW 71 Ave., to SW 72 Ave., and on the intersection of SW 15 Street and SW 68 Ave. In District # 6. Contract is currently in the process of obtaining Miami-Dade County Department of HCD's approval to commence the activity.	
2011	Construction operations are complete. Pending financial closeout.	
2012	Construction operations are complete. Pending closing out files.	

PGM Year:	2010
Project:	0060 - MD CAA/Arcola Lake Head Start Center
IDIS Activity:	4949 - MD CAA-Arcola Lake Head Start Center

Status: Open

Location: 770 NW 83rd Ter Miami, FL 33150-2704

Objective: Create suitable living environments

Outcome: Availability/accessibility

Matrix Code: Child Care Centers (03M)

National Objective: LMC

Initial Funding Date: 06/10/2011

Financing

Funded Amount: 605,217.00

Drawn Thru Program Year: 574,956.15

Drawn In Program Year: 62,955.70

Description:

New Construction of the Arcola Lake Head Start regional center to house CAA's Head Start comprehensive program to serve more than 6750 low-to-moderate income pre-school children from newborns to five years old

Proposed Accomplishments

Public Facilities : 1

Actual Accomplishments

Number assisted:

	Owner		Renter		Total		Person	
	Total	Hispanic	Total	Hispanic	Total	Hispanic	Total	Hispanic
White:	0	0	0	0	0	0		0
Black/African American:	0	0	0	0	0	0	0	0
Asian:	0	0	0	0	0	0	0	0
American Indian/Alaskan Native:	0	0	0	0	0	0	0	0
Native Hawaiian/Other Pacific Islander:	0	0	0	0	0	0	0	0
American Indian/Alaskan Native & White:	0	0	0	0	0	0	0	0
Asian White:	0	0	0	0	0	0	0	0
Black/African American & White:	0	0	0	0	0	0	0	0
American Indian/Alaskan Native & Black/African American:	0	0	0	0	0	0	0	0
Other multi-racial:	0	0	0	0	0	0	0	0
Asian/Pacific Islander:	0	0	0	0	0	0	0	0
Hispanic:	0	0	0	0	0	0	0	0
Total:	0	0	0	0	0	0	0	0
Female-headed Households:	0		0		0			

Income Category:

	Owner	Renter	Total	Person
Extremely Low	0	0	0	0
Low Mod	0	0	0	0
Moderate	0	0	0	0
Non Low Moderate	0	0	0	0
Total	0	0	0	0

Percent Low/Mod

Annual Accomplishments

Years	Accomplishment Narrative	# Benefitting
2011	Construcion of a new Head Start facility. The facility will benefit low-to moderate income preschool children. The activity is approximately 30% complete and is estimated to be completed by September 2012.	
2012	General Contractor was terminated and a new contractor was obtained to complete the project. This has caused a delay in the completion of the project.	

PGM Year: 2010
Project: 0061 - MD CAA-Le Jardin Head Start Child Care Center
IDIS Activity: 4950 - MD CAA/Le Jardin Early Head Start Child Care Center

Status: Completed 2/19/2014 10:32:29 AM
Location: NW 1st Ave and NW 11th Street Homestead, FL 33030

Objective: Create suitable living environments
Outcome: Availability/accessibility
Matrix Code: Child Care Centers (03M) National Objective: LMC

Initial Funding Date: 06/10/2011

Financing

Funded Amount: 350,000.00
Drawn Thru Program Year: 350,000.00
Drawn In Program Year: 16,834.30

Description:

New Construction of the Le Jardin Head Start facility in the City of Homestead to house CAA's Head start early comprehensive program to serve 120 lowmod income pre-school children.

Proposed Accomplishments

Public Facilities : 1

Actual Accomplishments

Number assisted:

	Owner		Renter		Total		Person	
	Total	Hispanic	Total	Hispanic	Total	Hispanic	Total	Hispanic
White:	0	0	0	0	0	0	99	96
Black/African American:	0	0	0	0	0	0	21	2
Asian:	0	0	0	0	0	0	0	0
American Indian/Alaskan Native:	0	0	0	0	0	0	0	0
Native Hawaiian/Other Pacific Islander:	0	0	0	0	0	0	0	0
American Indian/Alaskan Native & White:	0	0	0	0	0	0	0	0
Asian White:	0	0	0	0	0	0	0	0
Black/African American & White:	0	0	0	0	0	0	0	0
American Indian/Alaskan Native & Black/African American:	0	0	0	0	0	0	0	0
Other multi-racial:	0	0	0	0	0	0	0	0
Asian/Pacific Islander:	0	0	0	0	0	0	0	0
Hispanic:	0	0	0	0	0	0	0	0
Total:	0	0	0	0	0	0	120	98
Female-headed Households:	0		0		0			

Income Category:

	Owner	Renter	Total	Person
Extremely Low	0	0	0	9
Low Mod	0	0	0	30
Moderate	0	0	0	51
Non Low Moderate	0	0	0	30
Total	0	0	0	120
Percent Low/Mod				75.0%

Annual Accomplishments

Years	Accomplishment Narrative	# Benefitting
2011	Certificate of occupancy was recieved in January 2012. There are no children being served at the site at this time. Pending financial closeout.	
2012	The building was completed and the Certificate of Occupancy was recieved in January 2012. Children are now being services at the facility.	

PGM Year:	2011
Project:	0005 - Miami-Dade CAA/Affordable Housing Residential Rehab Program
IDIS Activity:	4951 - MD CAA- Affordable Housing Residential Rehab Program

Status:	Open	Objective:	Provide decent affordable housing
Location:	701 NW 1st Ct Miami, FL 33136-3902	Outcome:	Affordability
		Matrix Code:	Rehab; Multi-Unit Residential (14B)
			National Objective: LMH

Initial Funding Date:	06/29/2011	Description:
Financing		Affordable housing residential rehab program in NRSAs.
		Resolution R-67-11
Funded Amount:	443,416.97	
Drawn Thru Program Year:	417,258.89	
Drawn In Program Year:	146,654.20	

Proposed Accomplishments

Housing Units : 7

Actual Accomplishments

Number assisted:

	Owner		Renter		Total		Person	
	Total	Hispanic	Total	Hispanic	Total	Hispanic	Total	Hispanic
White:	1	1	0	0	1	1	0	0
Black/African American:	6	1	0	0	6	1	0	0
Asian:	0	0	0	0	0	0	0	0
American Indian/Alaskan Native:	0	0	0	0	0	0	0	0
Native Hawaiian/Other Pacific Islander:	0	0	0	0	0	0	0	0
American Indian/Alaskan Native & White:	0	0	0	0	0	0	0	0
Asian White:	0	0	0	0	0	0	0	0
Black/African American & White:	0	0	0	0	0	0	0	0
American Indian/Alaskan Native & Black/African American:	0	0	0	0	0	0	0	0
Other multi-racial:	0	0	0	0	0	0	0	0
Asian/Pacific Islander:	0	0	0	0	0	0	0	0
Hispanic:	0	0	0	0	0	0	0	0
Total:	7	2	0	0	7	2	0	0
Female-headed Households:	0		0		0			

Income Category:	Owner	Renter	Total	Person
Extremely Low	0	0	0	0
Low Mod	7	0	7	0
Moderate	0	0	0	0

Non Low Moderate	0	0	0	0
Total	7	0	7	0
Percent Low/Mod	100.0%		100.0%	

Annual Accomplishments

Years	Accomplishment Narrative	# Benefitting
-------	--------------------------	---------------

2011 The program started November 1, 2011. Twenty homeowners have been assessed for eligibility. Out of this total, there are 5 with approved environmental pending loan closure. There are five pre-qualified homeowners pending for inspections and write-up development.

2012 Assisted 7 housing units with rehab.

PGM Year: 2011

Project: 0006 - MD Dept. of Park & Recreation- Country Club of Miami Park Improvements

IDIS Activity: 4953 - MD Dept. of Park & Recreation- Country Club of Miami Park Improvements

Status: Open

Location: 6801 NW 186th St Miami, FL 33015-3407

Objective: Create suitable living environments

Outcome: Availability/accessibility

Matrix Code: Parks, Recreational Facilities (03F) National Objective: LMA

Initial Funding Date: 07/06/2011

Description:

Country Club of Miami Park walkway and lighting improvements.Activity funded thru Resolution R-67-11.

Financing

Funded Amount: 670,000.00

Drawn Thru Program Year: 581,861.43

Drawn In Program Year: 436,764.80

Proposed Accomplishments

Public Facilities : 1

Total Population in Service Area: 8,844

Census Tract Percent Low / Mod: 51.60

Annual Accomplishments

Years	Accomplishment Narrative	# Benefitting
-------	--------------------------	---------------

2011 Project is underway. Pending the required purchase order request from PHCD. The parking lot lighting project recieved Notice To Proceed and project was transferred to Construction Services.

2012 The facility project is closed out. The parking lot lighting project is closed out. Vita course project bidding is in progress.

2013 The facility project is closed out. The parking lot lighting project is closed. Initiating additional park improvements with balance of funds(2013 1st quarter progress report).

Parking lot lighting completed. Facility improvements completed. Shutters completed. Minor work pending on YMCA parking lot access. Pending final reimbursements(4th quarter progress report).

PGM Year: 2011

Project: 0009 - BARRY UNIVERSITY-ED TECHNICAL ASSISTANCE

IDIS Activity: 4973 - BARRY UNIVERSITY-ED TECHNICAL ASSISTANCE

Status: Completed 2/12/2013 12:55:54 PM

Location: 11300 NE 2nd Ave Miami, FL 33161-6628

Objective: Create economic opportunities

Outcome: Availability/accessibility

Matrix Code: ED Technical Assistance (18B) National Objective: LMJ

Initial Funding Date: 09/02/2011

Financing

Funded Amount: 115,326.32

Drawn Thru Program Year: 115,326.32

Drawn In Program Year: 0.00

Description:

Provide technical assistance to businesses located in Opa-locka, South Miami and Model City NRSAs to create 4 permanent jobs at least 51 percent of which will be made available to or held by low- and moderate-income persons

Proposed Accomplishments

Jobs : 4

Actual Accomplishments

Number assisted:

	Owner		Renter		Total		Person	
	Total	Hispanic	Total	Hispanic	Total	Hispanic	Total	Hispanic
White:	0	0	0	0	0	0		0
Black/African American:	0	0	0	0	0	0	7	0
Asian:	0	0	0	0	0	0	0	0
American Indian/Alaskan Native:	0	0	0	0	0	0	0	0
Native Hawaiian/Other Pacific Islander:	0	0	0	0	0	0	0	0
American Indian/Alaskan Native & White:	0	0	0	0	0	0	0	0
Asian White:	0	0	0	0	0	0	0	0
Black/African American & White:	0	0	0	0	0	0	0	0
American Indian/Alaskan Native & Black/African American:	0	0	0	0	0	0	0	0
Other multi-racial:	0	0	0	0	0	0	0	0
Asian/Pacific Islander:	0	0	0	0	0	0	0	0
Hispanic:	0	0	0	0	0	0	0	0
Total:	0	0	0	0	0	0	7	0
Female-headed Households:	0		0		0			

Income Category:

	Owner	Renter	Total	Person
Extremely Low	0	0	0	7
Low Mod	0	0	0	0
Moderate	0	0	0	0
Non Low Moderate	0	0	0	0
Total	0	0	0	7
Percent Low/Mod				100.0%

Annual Accomplishments

Years	Accomplishment Narrative	# Benefitting
2011	Provided technical assistance to businesses resulted in the creation of 7 jobs.	

PGM Year: 2011

Project: 0010 - BLACK ECONOMIC DEV. COALITION-LIBERTY SQUARE SMALL BUSINESS PILOT PROGRAM

IDIS Activity: 4974 - BLACK ECONOMIC DEV. COALITION-LIBERTY SQUARE SMALL BUSINESS PILOT PROGRAM

Status: Completed 1/9/2013 12:00:00 AM
 Location: 180 NW 62 SREET MIAMI, FL 33150

Objective: Create economic opportunities
 Outcome: Availability/accessibility
 Matrix Code: Micro-Enterprise Assistance (18C) National Objective: LMJ

Initial Funding Date: 08/31/2011

Financing

Funded Amount: 166,974.80
 Drawn Thru Program Year: 166,974.80
 Drawn In Program Year: 7,000.00

Proposed Accomplishments

Jobs : 5

Actual Accomplishments

Number assisted:

	Owner		Renter		Total		Person	
	Total	Hispanic	Total	Hispanic	Total	Hispanic	Total	Hispanic
White:	0	0	0	0	0	0	4	4
Black/African American:	0	0	0	0	0	0	1	0
Asian:	0	0	0	0	0	0	0	0
American Indian/Alaskan Native:	0	0	0	0	0	0	0	0
Native Hawaiian/Other Pacific Islander:	0	0	0	0	0	0	0	0
American Indian/Alaskan Native & White:	0	0	0	0	0	0	0	0
Asian White:	0	0	0	0	0	0	0	0
Black/African American & White:	0	0	0	0	0	0	0	0
American Indian/Alaskan Native & Black/African American:	0	0	0	0	0	0	0	0
Other multi-racial:	0	0	0	0	0	0	0	0
Asian/Pacific Islander:	0	0	0	0	0	0	0	0
Hispanic:	0	0	0	0	0	0	0	0
Total:	0	0	0	0	0	0	5	4
Female-headed Households:	0		0		0			

Income Category:

	Owner	Renter	Total	Person
Extremely Low	0	0	0	0
Low Mod	0	0	0	5
Moderate	0	0	0	0
Non Low Moderate	0	0	0	0
Total	0	0	0	5
Percent Low/Mod				100.0%

Annual Accomplishments

Years	Accomplishment Narrative	# Benefitting
2011	Provided technical assistance to businesses resulted in the creation of 5 jobs. Activity is ongoing.	

PGM Year:	2011
Project:	0011 - BLACK ECONOMIC DEVELOPMENT COALITION-SMALL BUSINESS CAPACITY BUILDING AND TECHNICAL ASSISTANCE PROGR
IDIS Activity:	4975 - BLACK ECONOMIC DEVELOPMENT COALITION-SMALL BUSINESS CAPACITY BUILDING AND TECHNICAL ASSISTANCE PGM

Status:	Completed 1/15/2013 12:00:00 AM	Objective:	Create economic opportunities
Location:	180 NW 62nd St Miami, FL 33150-4543	Outcome:	Availability/accessibility
		Matrix Code:	ED Technical Assistance (18B)
		National Objective:	LMJ

Initial Funding Date: 08/31/2011

Financing

Funded Amount: 285,952.64

Drawn Thru Program Year: 285,952.64

Drawn In Program Year: 5,000.00

Description:

Provide technical assistance to businesses serving Opa-locka, Melrose, Goulds, Model City, South Miami, Leisure CityNaranja, West Little River, Perrine NRSAs to create 9permanent jobs at least 51 percent of which will be made available to or held by low- and moderate-income persons

Proposed Accomplishments

Jobs : 9

Actual Accomplishments

Number assisted:

	Owner		Renter		Total		Person	
	Total	Hispanic	Total	Hispanic	Total	Hispanic	Total	Hispanic
White:	0	0	0	0	0	0	7	7
Black/African American:	0	0	0	0	0	0	5	0
Asian:	0	0	0	0	0	0	0	0
American Indian/Alaskan Native:	0	0	0	0	0	0	0	0
Native Hawaiian/Other Pacific Islander:	0	0	0	0	0	0	0	0
American Indian/Alaskan Native & White:	0	0	0	0	0	0	0	0
Asian White:	0	0	0	0	0	0	0	0
Black/African American & White:	0	0	0	0	0	0	0	0
American Indian/Alaskan Native & Black/African American:	0	0	0	0	0	0	0	0
Other multi-racial:	0	0	0	0	0	0	1	0
Asian/Pacific Islander:	0	0	0	0	0	0	0	0
Hispanic:	0	0	0	0	0	0	0	0
Total:	0	0	0	0	0	0	13	7
Female-headed Households:	0		0		0			

Income Category:

	Owner	Renter	Total	Person
Extremely Low	0	0	0	0
Low Mod	0	0	0	13
Moderate	0	0	0	0
Non Low Moderate	0	0	0	0
Total	0	0	0	13
Percent Low/Mod				100.0%

Annual Accomplishments

Years	Accomplishment Narrative	# Benefitting
-------	--------------------------	---------------

2011 Provided loan and technical assistance to small businesses which resulted in the creation of 13 jobs.

PGM Year: 2011

Project: 0012 - CITY OF NORTH MIAMI BEACH-RENOVATIONS TO MISHCON BALLFIELD

IDIS Activity: 4976 - CITY OF NORTH MIAMI BEACH-RENOVATIONS TO MISHCON PARK BALLFIELD

Status: Open

Location: 17050 NE 19th Ave North Miami Beach, FL 33162-3112

Objective: Create suitable living environments

Outcome: Availability/accessibility

Matrix Code: Parks, Recreational Facilities (03F) National Objective: LMA

Initial Funding Date: 08/31/2011

Financing

Funded Amount: 500,000.00

Drawn Thru Program Year: 478,545.59

Drawn In Program Year: 412,678.59

Description:

Park infrastructure improvements, renovations,handicapped accessibilityADA improvements, install new artificial turf

Proposed Accomplishments

Public Facilities : 1

Total Population in Service Area: 1,626

Census Tract Percent Low / Mod: 61.50

Annual Accomplishments

Years	Accomplishment Narrative	# Benefitting
-------	--------------------------	---------------

2011 City is in the process of selecting an architect and construction manager for the project.

2012 Activity is underway. Design 95% completed.

2013 General conditions 90% done; demo/clearing and grubbing for both ballfield and parking lot both 100% done; earthwork 95% completed for importing fill and installing sod and landscaping for ballfield only.

The CDBG financial portion of the contract is completed(4th quarter progress report).

PGM Year: 2011

Project: 0013 - THE BUSINESS AND TECHNOLOGY DEVELOPMENT CORPORATION-CARRIE P. MEEK CENTER FOR BUSINESS

IDIS Activity: 4977 - THE BUSINESS AND TECHNOLOGY DEVELOPMENT CORPORATION-BUSINESS INCUBATOR ASSISTANCE PROGRAM

Status: Completed 2/1/2013 9:32:38 AM

Location: 301 Civic Ct Homestead, FL 33030-6001

Objective: Create economic opportunities

Outcome: Availability/accessibility

Matrix Code: Micro-Enterprise Assistance (18C) National Objective: LMJ

Initial Funding Date: 08/31/2011

Financing

Funded Amount: 190,973.60

Drawn Thru Program Year: 190,973.60

Drawn In Program Year: 0.00

Description:

Business Incubation Program to assist businesses in all eight NRSAs to create5 permanent jobs at least 51 percent of which will be made available to or held by low- and moderate-income persons

Proposed Accomplishments

Jobs : 5

Actual Accomplishments

Number assisted:

	Owner		Renter		Total		Person	
	Total	Hispanic	Total	Hispanic	Total	Hispanic	Total	Hispanic
White:	0	0	0	0	0	0		0
Black/African American:	0	0	0	0	0	0	5	0
Asian:	0	0	0	0	0	0	0	0
American Indian/Alaskan Native:	0	0	0	0	0	0	0	0
Native Hawaiian/Other Pacific Islander:	0	0	0	0	0	0	0	0
American Indian/Alaskan Native & White:	0	0	0	0	0	0	0	0
Asian White:	0	0	0	0	0	0	0	0
Black/African American & White:	0	0	0	0	0	0	0	0
American Indian/Alaskan Native & Black/African American:	0	0	0	0	0	0	0	0
Other multi-racial:	0	0	0	0	0	0	0	0
Asian/Pacific Islander:	0	0	0	0	0	0	0	0
Hispanic:	0	0	0	0	0	0	0	0
Total:	0	0	0	0	0	0	5	0
Female-headed Households:	0		0		0			

Income Category:

	Owner	Renter	Total	Person
Extremely Low	0	0	0	4
Low Mod	0	0	0	0
Moderate	0	0	0	1
Non Low Moderate	0	0	0	0
Total	0	0	0	5
Percent Low/Mod				100.0%

Annual Accomplishments

Years	Accomplishment Narrative		# Benefitting	
2011	Business incubator program assisting existing businesses and start ups throughout Miami-Dade County resulted in the creation of 5 jobs.			
PGM Year:	2011			
Project:	0014 - CITY OF OPA-LOCKA-LIFT STATION 8 REHABILITATION PROJECT			
IDIS Activity:	4978 - CITY OF OPA-LOCKA-LIFT STATION 8 REHABILITATION PROJECT			
Status:	Completed 2/19/2014 1:52:37 PM		Objective:	Create suitable living environments
Location:	2396 NW 147th St Opa Locka, FL 33054-3128		Outcome:	Sustainability
			Matrix Code:	Water/Sewer Improvements (03J)
			National Objective:	LMA

Initial Funding Date: 09/14/2011

Financing

Funded Amount: 452,000.00

Drawn Thru Program Year: 452,000.00

Drawn In Program Year: 452,000.00

Description:

Rehabilitation of Lift Station #8 to include the installation of new pumps, new control panel systems, upgrading of wet well, site upgrading to benefit LowMod-Income residents of Opa-locka NRSA. \$150,000 additional funds awarded thru Resolution # R-562-12. Activity cancelled as per July 8th 2013 Plan Amendment.

Proposed Accomplishments

People (General) : 47

Total Population in Service Area: 47

Census Tract Percent Low / Mod: 100.00

Annual Accomplishments

Years	Accomplishment Narrative	# Benefitting
2011	The City have not commenced work on the Lift Station #8 project.	
2012	The City has not commenced work on Lift station # 8 project.	
2013	Construction completed.	

PGM Year: 2011

Project: 0015 - CITY OF OPA-LOCKA-LIFT STATION 11A REHABILITATION PROJECT

IDIS Activity: 4979 - CITY OF OPA-LOCKA-LIFT STATION 11A REHABILITATION PROJECT

Status: Completed 2/19/2014 9:08:12 AM

Location: 350 BAHAMIAN AVE OPA LOCKA, FL 33054

Objective: Create suitable living environments

Outcome: Sustainability

Matrix Code: Water/Sewer Improvements (03J)

National Objective: LMA

Initial Funding Date: 07/20/2011

Financing

Funded Amount: 200,000.00

Drawn Thru Program Year: 200,000.00

Drawn In Program Year: 200,000.00

Description:

Rehabilitation of Lift Station #11A to include the installation of new pumps, new control panel systems, installation of generator upgrading of wet well, various additional upgrades to benefit LowMod-Income residents of Opa-locka NRSA.

Proposed Accomplishments

People (General) : 968

Total Population in Service Area: 1,376

Census Tract Percent Low / Mod: 70.30

Annual Accomplishments

Years	Accomplishment Narrative	# Benefitting
2011	The contractor was approved by the County. Activity is ongoing.	
2012	Construction is completed. Pending financial closeout.	
2013	Project completed.	

PGM Year: 2011

Project: 0016 - CITY OF SOUTH MIAMI-SW 64TH STREET IMPROVEMENTS

IDIS Activity: 4980 - CITY OF SOUTH MIAMI-SW 64TH STREET IMPROVEMENTS

Status: Canceled 7/29/2013 8:40:33 AM
Location: 6130 Sunset Dr South Miami, FL 33143-5040

Objective: Create suitable living environments
Outcome: Availability/accessibility
Matrix Code: Street Improvements (03K) National Objective: LMA

Initial Funding Date: 10/25/2011

Financing

Funded Amount: 0.00
Drawn Thru Program Year: 0.00
Drawn In Program Year: 0.00

Proposed Accomplishments

People (General) : 952
Total Population in Service Area: 1,170
Census Tract Percent Low / Mod: 88.60

Description:

Street improvements as a result of much needed reconstruction along SW 64th street (Hardee Drive) from SW 57th Ave (Red Road) to 62nd Ave and adjacent streets from SW 66th Street to SW 64th Street on SW 59th Ave, SW 58th Place, SW 58th Avenue, SW 57th Place, and SW 57th Court. The project will include sidewalks, and roadway improvements, benefiting low-to-moderate income residents in the South Miami NRSA Area. Activity cancelled as per R-627-13.

Annual Accomplishments

Years	Accomplishment Narrative	# Benefitting
2011	Contract development phase and environmental review process.	
2012	The City requested an extension and anticipates the commencement of phase 2 by January 2013 and expected to complete by June 2013.	

PGM Year: 2011

Project: 0017 - CITY OF WEST MIAMI-SIDEWALK REPLACEMENT AND HANDICAP INTERSECTION RAMPING

IDIS Activity: 4981 - CITY OF WEST MIAMI-SIDEWALK REPLACEMENT AND HANDICAP INTERSECTION RAMPING

Status: Completed 2/19/2014 12:34:31 PM
Location: 64 AVE TO SW 67 AVE AND SW 8TH TO 24TH MIAMI, FL 33144

Objective: Create suitable living environments
Outcome: Sustainability
Matrix Code: Sidewalks (03L) National Objective: LMA

Initial Funding Date: 07/20/2011

Financing

Funded Amount: 62,000.00
Drawn Thru Program Year: 62,000.00
Drawn In Program Year: 61,775.00

Proposed Accomplishments

People (General) : 1,460
Total Population in Service Area: 2,927
Census Tract Percent Low / Mod: 51.20

Description:

Sidewalk infrastructure improvements for ADA handicapped accessibility improvements.

Annual Accomplishments

Years	Accomplishment Narrative	# Benefitting
2011	Agency is in the process of creating new bid documents and advertisements for the project. Activity is on-going.	
2012	All sidewalk and handicap ramps that were included in this project have been installed, inspected and paid.	
2013	Project completed.	

PGM Year: 2011
Project: 0018 - CONTRACTORS RESOURCE CENTER-COMMUNITY CONTRACTORS AND RESIDENTS CONSTRUCTION PROGRAM
IDIS Activity: 4982 - CONTRACTORS RESOURCE CENTER-COMMUNITY CONTRACTORS AND RESIDENTS CONSTRUCTION PROGRAM

Status: Completed 1/17/2013 10:29:50 AM
Location: 697 N Miami Ave Miami, FL 33136-4100

Objective: Create economic opportunities
Outcome: Availability/accessibility
Matrix Code: ED Technical Assistance (18B) **National Objective:** LMJ

Initial Funding Date: 08/31/2011

Financing

Funded Amount: 147,993.94
Drawn Thru Program Year: 147,993.94
Drawn In Program Year: 0.00

Description:

Provide technical assistance and loan packaging to businesses located in unincorporated Miami-Dade County, Opa-locka, and Melrose NRSA to create 4 permanent jobs at least 51 percent of which will be made available to or held by low- and moderate-income persons

Proposed Accomplishments

Jobs : 4

Actual Accomplishments

Number assisted:

	Owner		Renter		Total		Person	
	Total	Hispanic	Total	Hispanic	Total	Hispanic	Total	Hispanic
White:	0	0	0	0	0	0		0
Black/African American:	0	0	0	0	0	0	4	0
Asian:	0	0	0	0	0	0	0	0
American Indian/Alaskan Native:	0	0	0	0	0	0	0	0
Native Hawaiian/Other Pacific Islander:	0	0	0	0	0	0	0	0
American Indian/Alaskan Native & White:	0	0	0	0	0	0	0	0
Asian White:	0	0	0	0	0	0	0	0
Black/African American & White:	0	0	0	0	0	0	0	0
American Indian/Alaskan Native & Black/African American:	0	0	0	0	0	0	0	0
Other multi-racial:	0	0	0	0	0	0	1	1
Asian/Pacific Islander:	0	0	0	0	0	0	0	0
Hispanic:	0	0	0	0	0	0	0	0
Total:	0	0	0	0	0	0	5	1
Female-headed Households:	0		0		0			

Income Category:

	Owner	Renter	Total	Person
Extremely Low	0	0	0	1
Low Mod	0	0	0	3
Moderate	0	0	0	0
Non Low Moderate	0	0	0	1
Total	0	0	0	5
Percent Low/Mod				80.0%

Annual Accomplishments

Years	Accomplishment Narrative	# Benefitting
-------	--------------------------	---------------

2011	Provided technical assistance to businesses located in NRSAs resulted in the creation of 5 jobs.	
------	--	--

PGM Year: 2011**Project:** 0023 - FLORIDA DEPARTMENT OF HEALTH-RODENT CONTROL PROGRAM**IDIS Activity:** 4987 - FLORIDA DEPARTMENT OF HEALTH-RODENT CONTROL PROGRAM**Status:** Completed 4/30/2013 11:32:39 AM**Location:** 8175 NW 12th St Doral, FL 33126-1828**Objective:** Create suitable living environments**Outcome:** Availability/accessibility**Matrix Code:** Health Services (05M)**National Objective:** LMA**Initial Funding Date:** 09/06/2011**Financing****Funded Amount:** 487,972.89**Drawn Thru Program Year:** 487,972.89**Drawn In Program Year:** 0.00**Description:**

This program will provide rodent inspections throughout CDBG eligible census tracts and NRSAs. The primary focus of this program will be to inspect, and control the rodent population of Miami-Dade County in an effort to minimize the serious health hazards rodents pose to our Community. The program will educate residents about the health hazards rodents pose.

Proposed Accomplishments**People (General) :** 1**Total Population in Service Area:** 3,699**Census Tract Percent Low / Mod:** 58.10**Annual Accomplishments**

Years	Accomplishment Narrative	# Benefitting
-------	--------------------------	---------------

2011	DURING THE CALENDAR YEAR, THE PROGRAM CONDUCTED 13,970 ENVIRONMENTAL QUALITY INSPECTIONS, DISTRIBUTED 9,876 REDENT CONTROL EDUCATIONAL BROCHURES, ATTENDED 18 COMMUNITY MEETINGS AND PROVIDED RODENT ABATEMENT SERVICES TO 37 FAMILIES WITHIN LOW/MODERATE COMMUNITIES. PROJECT IS COMPLETE AND AWAITING FINANCIAL CLOSEOUT.	
------	--	--

PGM Year: 2011**Project:** 0026 - MIAMI-DADE BUILDING AND NEIGHBORHOOD COMPLIANCE- CODE ENFORCEMENT**IDIS Activity:** 4990 - MIAMI-DADE BUILDING AND NEIGHBORHOOD COMPLIANCE-CODE ENFORCEMENT**Status:** Completed 2/1/2013 9:28:27 AM**Location:** 11805 SW 26th St Miami, FL 33175-2464**Objective:** Create suitable living environments**Outcome:** Sustainability**Matrix Code:** Code Enforcement (15)**National Objective:** LMA**Initial Funding Date:** 09/02/2011**Financing****Funded Amount:** 429,000.00**Drawn Thru Program Year:** 429,000.00**Drawn In Program Year:** 0.00**Description:**

Identify and remove code enforcement violations (2,500 open compliance cases) in multi-district CDBG Eligible Block Group Areas and Neighborhood Revitalization Strategic Areas (NRSAs).

Proposed Accomplishments**People (General) :** 2,500**Total Population in Service Area:** 3,699

Annual Accomplishments

Years	Accomplishment Narrative	# Benefitting
2011	COMPLETED 6576 CODE COMPLIANCE ACTIVITIES INCLUDING ENFORCING RIGHT-OFWAY, ENVIRONMENTAL NUISANCE, AND ZONING VIOLATIONS IN ELIGIBLE CDBG BLOCK GROUP AREAS WITH MIAMI-DADE COUNTY.	

PGM Year: 2011
Project: 0027 - MIAMI-DADE COMMUNITY ACTION AGENCY-PAINT PROGRAM
IDIS Activity: 4991 - MD CAA-PAINT PROGRAM

Status: Completed 10/23/2013 1:18:35 PM
Location: 19705 NE 12th Ave Miami, FL 33179-3522

Objective: Provide decent affordable housing
Outcome: Affordability
Matrix Code: Rehab; Single-Unit Residential (14A) **National Objective:** LMH

Initial Funding Date: 08/31/2011

Financing

Funded Amount: 321,999.70
Drawn Thru Program Year: 321,999.70
Drawn In Program Year: 0.00

Description:

Provide exterior painting for a minimum of 36 single-family homes in Unincorporated Miami-Dade County. This program will assist owner-occupied low- to moderate-income homeowners.\$0.30 recaptured as per Reso R-356-13 dated 572013.

Proposed Accomplishments

Housing Units : 60

Actual Accomplishments

<i>Number assisted:</i>	Owner		Renter		Total		Person	
	Total	Hispanic	Total	Hispanic	Total	Hispanic	Total	Hispanic
White:	20	18	0	0	20	18	0	0
Black/African American:	41	0	0	0	41	0	0	0
Asian:	0	0	0	0	0	0	0	0
American Indian/Alaskan Native:	0	0	0	0	0	0	0	0
Native Hawaiian/Other Pacific Islander:	0	0	0	0	0	0	0	0
American Indian/Alaskan Native & White:	0	0	0	0	0	0	0	0
Asian White:	0	0	0	0	0	0	0	0
Black/African American & White:	0	0	0	0	0	0	0	0
American Indian/Alaskan Native & Black/African American:	0	0	0	0	0	0	0	0
Other multi-racial:	0	0	0	0	0	0	0	0
Asian/Pacific Islander:	0	0	0	0	0	0	0	0
Hispanic:	0	0	0	0	0	0	0	0
Total:	61	18	0	0	61	18	0	0
Female-headed Households:	0		0		0			

Income Category:

	Owner	Renter	Total	Person
Extremely Low	0	0	0	0

Low Mod	28	0	28	0
Moderate	33	0	33	0
Non Low Moderate	0	0	0	0
Total	61	0	61	0
Percent Low/Mod	100.0%		100.0%	

Annual Accomplishments

Years	Accomplishment Narrative	# Benefitting
-------	--------------------------	---------------

2012 Accomplishments were reported in 2011. 61 Households assisted.

PGM Year: 2011

Project: 0028 - MD CAA-RESIDENTIAL ENERGY CONSERVATION PROGRAM

IDIS Activity: 4992 - MD CAA- RESIDENTIAL ENERGY CONSERVATION PROGRAM

Status: Completed 10/23/2013 12:30:17 PM

Location: 17420 NE 11th Ct Miami, FL 33162-2628

Objective: Provide decent affordable housing

Outcome: Affordability

Matrix Code: Rehab; Single-Unit Residential (14A)

National Objective: LMH

Initial Funding Date: 07/22/2011

Financing

Funded Amount: 100,000.00

Drawn Thru Program Year: 100,000.00

Drawn In Program Year: 36,978.35

Description:

Provide for moderate home rehabilitation activities for a minimum of 2 low- to moderate-income households throughout Miami-Dade County.

Proposed Accomplishments

Housing Units : 2

Actual Accomplishments

Number assisted:

	Owner		Renter		Total		Person	
	Total	Hispanic	Total	Hispanic	Total	Hispanic	Total	Hispanic
White:	0	0	0	0	0	0		0
Black/African American:	2	0	0	0	2	0	0	0
Asian:	0	0	0	0	0	0	0	0
American Indian/Alaskan Native:	0	0	0	0	0	0	0	0
Native Hawaiian/Other Pacific Islander:	0	0	0	0	0	0	0	0
American Indian/Alaskan Native & White:	0	0	0	0	0	0	0	0
Asian White:	0	0	0	0	0	0	0	0
Black/African American & White:	0	0	0	0	0	0	0	0
American Indian/Alaskan Native & Black/African American:	0	0	0	0	0	0	0	0
Other multi-racial:	0	0	0	0	0	0	0	0
Asian/Pacific Islander:	0	0	0	0	0	0	0	0
Hispanic:	0	0	0	0	0	0	0	0
Total:	2	0	0	0	2	0	0	0

Female-headed Households:

0

0

0

Income Category:

	Owner	Renter	Total	Person
Extremely Low	0	0	0	0
Low Mod	0	0	0	0
Moderate	2	0	2	0
Non Low Moderate	0	0	0	0
Total	2	0	2	0
Percent Low/Mod	100.0%		100.0%	

Annual Accomplishments

Years	Accomplishment Narrative	# Benefitting
-------	--------------------------	---------------

2012 2 homeowners were assisted

PGM Year: 2011

Project: 0030 - MD CAA-GMSC EMPLOYMENT AND TRAINING

IDIS Activity: 4994 - MD CAA- GMSC EMPLOYMENT TRAINING

Status: Completed 4/19/2013 9:12:01 AM

Location: 701 NW 1st Ct Miami, FL 33136-3902

Objective: Create suitable living environments

Outcome: Availability/accessibility

Matrix Code: Employment Training (05H)

National Objective: LMC

Initial Funding Date: 08/31/2011

Financing

Funded Amount: 370,820.00

Drawn Thru Program Year: 370,820.00

Drawn In Program Year: 0.00

Description:

Provide 29 youth countywide with training and work experience that enhance their employability skills and self-esteem.

Proposed Accomplishments

People (General) : 29

Actual Accomplishments

Number assisted:

	Owner		Renter		Total		Person	
	Total	Hispanic	Total	Hispanic	Total	Hispanic	Total	Hispanic
White:	0	0	0	0	0	0		0
Black/African American:	0	0	0	0	0	0	75	0
Asian:	0	0	0	0	0	0	0	0
American Indian/Alaskan Native:	0	0	0	0	0	0	0	0
Native Hawaiian/Other Pacific Islander:	0	0	0	0	0	0	0	0
American Indian/Alaskan Native & White:	0	0	0	0	0	0	0	0
Asian White:	0	0	0	0	0	0	0	0
Black/African American & White:	0	0	0	0	0	0	0	0
American Indian/Alaskan Native & Black/African American:	0	0	0	0	0	0	0	0
Other multi-racial:	0	0	0	0	0	0	8	0
Asian/Pacific Islander:	0	0	0	0	0	0	0	0
Hispanic:	0	0	0	0	0	0	0	0

Total: 0 0 0 0 0 0 83 0

Female-headed Households: 0 0 0 0

Income Category:

	Owner	Renter	Total	Person
Extremely Low	0	0	0	68
Low Mod	0	0	0	15
Moderate	0	0	0	0
Non Low Moderate	0	0	0	0
Total	0	0	0	83
Percent Low/Mod				100.0%

Annual Accomplishments

Years **Accomplishment Narrative** **# Benefitting**

2011 A total of 83 youth were provided with training and work experience.

PGM Year: 2011
Project: 0032 - MD HUMAN RIGHTS AND FAIR EMPLOYMENT
IDIS Activity: 4996 - MD HUMAN RIGHTS AND FAIR EMPLOYMENT

Status: Completed 2/1/2013 9:09:38 AM Objective:
Location: , Outcome:
Matrix Code: Fair Housing Activities (subject to 20% Admin Cap) (21D) National Objective:
Description:

Initial Funding Date: 07/21/2011
Financing Administration

Funded Amount: 92,739.94
Drawn Thru Program Year: 92,739.94
Drawn In Program Year: 0.00

Proposed Accomplishments

Actual Accomplishments

Number assisted:	Owner		Renter		Total		Person	
	Total	Hispanic	Total	Hispanic	Total	Hispanic	Total	Hispanic
White:					0	0		
Black/African American:					0	0		
Asian:					0	0		
American Indian/Alaskan Native:					0	0		
Native Hawaiian/Other Pacific Islander:					0	0		
American Indian/Alaskan Native & White:					0	0		
Asian White:					0	0		
Black/African American & White:					0	0		
American Indian/Alaskan Native & Black/African American:					0	0		
Other multi-racial:					0	0		

Asian/Pacific Islander:					0	0		
Hispanic:					0	0		
Total:					0	0	0	0
Female-headed Households:					0			

<i>Income Category:</i>	Owner	Renter	Total	Person
Extremely Low			0	
Low Mod			0	
Moderate			0	
Non Low Moderate			0	
Total	0	0	0	0
Percent Low/Mod				

Annual Accomplishments

No data returned for this view. This might be because the applied filter excludes all data.

PGM Year:	2011											
Project:	0034 - MD HUMAN SERVICES-PLUBLIC FACILITIES AND IMPROVEMENTS											
IDIS Activity:	4998 - MD HUMAN SERVICES-PUBLIC FACILITIES AND IMPROVEMENTS											
Status:	Open				Objective:	Create suitable living environments						
Location:	111 NW 1st St Miami, FL 33128-1902				Outcome:	Availability/accessibility						
					Matrix Code:	Public Facilities and Improvement (General) (03)			National Objective:	LMC		
Initial Funding Date:	09/14/2011				Description:	Moderate rehabilitation of Human Services Facilities, to include, but are not limited to: painting, playground equipment, kitchen renovations, bathroom renovations, windows, etc.Deducted \$366,000.00 from the funding amount of \$1,630,000.00 as per R-627-13.						
Financing												
Funded Amount:	1,264,000.00											
Drawn Thru Program Year:	915,439.87											
Drawn In Program Year:	796,687.48											
Proposed Accomplishments												
	Public Facilities : 1											
Actual Accomplishments												
Number assisted:	Total		Owner		Total		Renter		Total		Person	
			Hispanic				Hispanic				Hispanic	
White:	0		0		0		0		0		0	
Black/African American:	0		0		0		0		0		0	

Asian:	0	0	0	0	0	0	0	0
American Indian/Alaskan Native:	0	0	0	0	0	0	0	0
Native Hawaiian/Other Pacific Islander:	0	0	0	0	0	0	0	0
American Indian/Alaskan Native & White:	0	0	0	0	0	0	0	0
Asian White:	0	0	0	0	0	0	0	0
Black/African American & White:	0	0	0	0	0	0	0	0
American Indian/Alaskan Native & Black/African American:	0	0	0	0	0	0	0	0
Other multi-racial:	0	0	0	0	0	0	0	0
Asian/Pacific Islander:	0	0	0	0	0	0	0	0
Hispanic:	0	0	0	0	0	0	0	0
Total:	0	0	0	0	0	0	0	0

Female-headed Households: 0 0 0

Income Category:

	Owner	Renter	Total	Person
Extremely Low	0	0	0	0
Low Mod	0	0	0	0
Moderate	0	0	0	0
Non Low Moderate	0	0	0	0
Total	0	0	0	0

Percent Low/Mod

Annual Accomplishments

Years	Accomplishment Narrative	# Benefitting
2011	Three work orders out of the five in four locations started the construction process after receiving the environmental clearance. The remaining two work orders are pending environmental clearance and OSBM approval.	
2012	A contract extension had been approved to extend the contract through December 2013 in order for ISD to timely complete each proposed project.	

PGM Year:	2011
Project:	0038 - MD PARKS AND RECREATION-A.D. BARNES PARK FACILITY IMPROVEMENTS
IDIS Activity:	5002 - MD PARKS AND RECREATION-A.D. BARNES PARK FACILITY IMPROVEMENTS

Status:	Completed 2/20/2014 10:29:10 AM	Objective:	Create suitable living environments
Location:	3401 SW 72nd Ave Miami, FL 33155-3665	Outcome:	Availability/accessibility
		Matrix Code:	Parks, Recreational Facilities (03F)
		National Objective:	LMA

Initial Funding Date: 07/21/2011

Financing

Funded Amount:	95,254.00
Drawn Thru Program Year:	95,254.00
Drawn In Program Year:	80,473.74

Description:

Facility Improvements for the park located at 3401 SW 72nd Avenue, including walkways and utility improvements in support of Center Building.
Servicing low-mod income families residing in Coral Terrace and City of West Miami.\$4,746.00 recaptured as per Reso R-356-13 dated 5/2013.

Proposed Accomplishments

Public Facilities : 1

Total Population in Service Area: 153
Census Tract Percent Low / Mod: 67.30

Annual Accomplishments

Years	Accomplishment Narrative	# Benefitting
-------	--------------------------	---------------

2011	The project is substantially complete, pending installation and final permits from Fire Department for ADA ramp. xpected to complete ny January 2012.	
2012	All construction is complete. Final reimbursements need to be submitted and approved.	
2013	Project completed.	

PGM Year: 2011

Project: 0040 - MD PARKS AND RECREATION-BROTHERS TO THE RESCUE MEMORIAL PARK FACILITY IMPROVEMENTS

IDIS Activity: 5004 - MD PARKS AND RECREATION-BROTHERS TO THE RESCUE MEMORIAL PARK FACILITY IMPROVEMENTS

Status: Completed 12/10/2013 1:05:32 PM

Location: 275 NW 2nd St Miami, FL 33128-1741

Objective: Create suitable living environments

Outcome: Sustainability

Matrix Code: Parks, Recreational Facilities (03F)

National Objective: LMA

Initial Funding Date: 08/31/2011

Financing

Funded Amount: 38,000.00

Drawn Thru Program Year: 38,000.00

Drawn In Program Year: 22,738.63

Description:

Refurbishing of ball field for park located at 2420 SW 72 Avenue serving low-mod income residents of District 6.

Proposed Accomplishments

Public Facilities : 1

Total Population in Service Area: 153

Census Tract Percent Low / Mod: 67.30

Annual Accomplishments

Years	Accomplishment Narrative	# Benefitting
-------	--------------------------	---------------

2011	All field grass and/or clay installation were completed. Project is completed. Final re-imbursement and site inspection needed.	
2012	Ballfiels refurbishment completed. Final payment pending.	
2013	Activity completed.	

PGM Year: 2011

Project: 0041 - MD PARKS AND RECREATION-GREYNOLDS PARK FACILITY IMPROVEMENTS

IDIS Activity: 5005 - MD PARKS AND RECREATION-GREYNOLDS PARK FACILITY IMPROVEMENTS

Status: Completed 3/4/2014 11:25:13 AM

Location: 275 NW 2nd St Miami, FL 33128-1741

Objective: Create suitable living environments

Outcome: Availability/accessibility

Matrix Code: Parks, Recreational Facilities (03F)

National Objective: LMA

Initial Funding Date: 09/12/2011

Financing

Funded Amount: 58,582.63

Drawn Thru Program Year: 55,846.97

Description:

Facility Improvements for park located at 17530 West Dixie Highway, North Miami Beach, FL, including new sign and playground refurbishment serving eligible block group in City of North Miami and North Miami Beach.\$39,434.42 recaptured as per Reso R-356-13 dated 572013.

Drawn In Program Year: 32,898.76

Proposed Accomplishments

Public Facilities : 1

Total Population in Service Area: 3,858

Census Tract Percent Low / Mod: 52.60

Annual Accomplishments

Years	Accomplishment Narrative	# Benefitting
2011	Delays have been incurred pursuant to multiple revisions of the Design Plans. signage were revised. Activity is ongoing.	
2012	All construction is complete. Final reimbursements need to be submitted and approved.	
2013	Activity completed.	

PGM Year: 2011

Project: 0042 - MD PARKS AND RECREATION-INTERNATIONAL GARDENS PARK FACILITY IMPROVEMENTS

IDIS Activity: 5006 - MD PARKS AND RECREATION-INTERNATIONAL GARDENS PARK FACILITY IMPROVEMENTS

Status: Completed 12/10/2013 1:07:15 PM

Location: 12321 SW 18th Ter Miami, FL 33175-7714

Objective: Create suitable living environments

Outcome: Availability/accessibility

Matrix Code: Parks, Recreational Facilities (03F)

National Objective: LMA

Initial Funding Date: 07/21/2011

Financing

Funded Amount: 49,766.05

Drawn Thru Program Year: 49,766.05

Drawn In Program Year: 18,297.35

Description:

Facility Improvements for the park located at 12321 SW 18 Terrace.

Specific activities include Americans with Disability Act (ADA) accessibility improvements.

Serving low-mod income area residents.\$233.95 recaptured as per Reso R-356-13 dated 572013.

Proposed Accomplishments

Public Facilities : 1

Total Population in Service Area: 3,079

Census Tract Percent Low / Mod: 53.50

Annual Accomplishments

Years	Accomplishment Narrative	# Benefitting
2011	Benches and ADA picnic tables were installed and anchored in place. The asphalt walkway was replaced and bicycle rack was relocated. The project is substantially complete.	
2012	All ADA accessibility improvements were completed. Final payment pending.	
2013	Activity completed.	

PGM Year: 2011

Project: 0043 - MIAMI-DADE PARKS AND RECREATION-LEISURE LAKE PARK FACILITY IMPROVEMENTS

IDIS Activity: 5007 - MD PARK AND RECREATION-LEISURE LAKE PARK FACILITY IMPROVEMENTS

Status: Completed 2/26/2014 10:07:57 AM

Location: 275 NW 2nd St Miami, FL 33128-1741

Objective: Create suitable living environments

Outcome: Availability/accessibility

Matrix Code: Parks, Recreational Facilities (03F)

National Objective: LMA

Initial Funding Date: 09/12/2011

Financing

Funded Amount: 183,718.50
Drawn Thru Program Year: 181,994.49
Drawn In Program Year: 164,050.99

Description:

Facility improvements for park located at 29305 Illinois Road, including construction of new playground with shade structure serving low-mod income residents of Leisure CityNaranja NRSA.

Proposed Accomplishments

Public Facilities : 1
Total Population in Service Area: 1,096
Census Tract Percent Low / Mod: 66.70

Annual Accomplishments

Years	Accomplishment Narrative	# Benefitting
2011	The site plans were revised. The notice to proceed was issued first week of December. Work is currently ongoing.	
2012	All construction is complete. Final reimbursements need to be submitted and applied.	
2013	Construction is completed.	

PGM Year: 2011

Project: 0044 - MIAMI-DADE PARK AND RECREATION-OLYMPIC PARK FACILITY IMPROVEMENTS

IDIS Activity: 5008 - MD PARK AND RECREATION-OLYMPIC PARK FACILITY IMPROVEMENTS

Status: Completed 12/10/2013 12:57:23 PM

Location: 8601 SW 152nd Ave Miami, FL 33193-4114

Objective: Create suitable living environments

Outcome: Availability/accessibility

Matrix Code: Parks, Recreational Facilities (03F)

National Objective: LMA

Initial Funding Date: 07/21/2011

Financing

Funded Amount: 18,000.00
Drawn Thru Program Year: 18,000.00
Drawn In Program Year: 14,939.98

Description:

Refurbishment of basketball court in park located at 8601 SW 152nd Avenue, serving low-mod income families located in Kendall West eligible block group.

Proposed Accomplishments

Public Facilities : 1
Total Population in Service Area: 4,142
Census Tract Percent Low / Mod: 57.70

Annual Accomplishments

Years	Accomplishment Narrative	# Benefitting
2011	The pressure cleaning and basketball floor painting were finished by the end of November 2011. Final re-imbusement and site inspection is pending.	
2012	Basketball court was refurbished. Final payment pending.	
2013	Activity completed.	

PGM Year:	2011		
Project:	0045 - MIAMI-DADE PARKS AND RECREATION-PALMLAND PARK FACILITY IMPROVEMENTS		
IDIS Activity:	5009 - MIAMI-DADE PARK AND RECREATION-PALMLAND PARK FACILITY IMPROVEMENTS		
Status:	Completed 5/31/2013 12:32:23 PM	Objective:	Create suitable living environments
Location:	15351 SW 304 ST MIAMI, FL 33033	Outcome:	Availability/accessibility
		Matrix Code:	Parks, Recreational Facilities (03F)
		National Objective:	LMA
Initial Funding Date:	07/21/2011	Description:	
Financing		Facility Improvements for the park located at 15351 SW 304 Street, including construction of new sign and landscaping.	
Funded Amount:	15,000.00	Serving Leisure city NRSA.	
Drawn Thru Program Year:	15,000.00		
Drawn In Program Year:	0.00		
Proposed Accomplishments			
Public Facilities :	1		
Total Population in Service Area:	3,699		
Census Tract Percent Low / Mod:	58.10		
Annual Accomplishments			
Years	Accomplishment Narrative	# Benefitting	
2011	Project has been completed: sign installation and landscaping to include tree implementation. Pending financial closeout.		
PGM Year:	2011		
Project:	0046 - MIAMI-DADE PARK AND RECREATION-QUAIL ROOST PARK FACILITY IMPROVEMENTS		
IDIS Activity:	5010 - MD PARK AND RECREATION-QUAIL ROOST PARK FACILITY IMPROVEMENTS		
Status:	Completed 2/20/2014 12:58:38 PM	Objective:	Create suitable living environments
Location:	11336 Quail Roost Dr Miami, FL 33157-6567	Outcome:	Sustainability
		Matrix Code:	Parks, Recreational Facilities (03F)
		National Objective:	LMA
Initial Funding Date:	07/22/2011	Description:	
Financing		Construction of a new playground, walkway, and access control for park located at 11336 Quail Roost Drive.	
Funded Amount:	400,000.00	Serving South Miami Heights eligible block group.	
Drawn Thru Program Year:	400,000.00		
Drawn In Program Year:	383,725.34		
Proposed Accomplishments			
Public Facilities :	1		
Total Population in Service Area:	7,995		
Census Tract Percent Low / Mod:	77.10		
Annual Accomplishments			
Years	Accomplishment Narrative	# Benefitting	
2011	Pre-development plans are on-going.		

Years	Accomplishment Narrative	# Benefitting
2012	Construction is in progress for new park development. Project is in bidding phase for playground project.	
2013	Activity is underway. playground equipment, park sign completed(2nd quarter progress report). Activity completed.	

PGM Year:	2011
Project:	0047 - MIAMI-DADE PARK AND RECREATION-RUBEN DARIO PARK FACILITY IMPROVEMENTS
IDIS Activity:	5011 - MD PARK AND RECREATION-RUBEN DARIO PARK FACILITY IMPROVEMENTS

Status:	Completed 12/13/2013 12:00:00 AM	Objective:	Create suitable living environments
Location:	9825 W Flagler St Miami, FL 33174-3504	Outcome:	Availability/accessibility
		Matrix Code:	Parks, Recreational Facilities (03F)
		National Objective:	LMA

Initial Funding Date: 07/21/2011

Financing	Description:
Funded Amount:	91,013.54
Drawn Thru Program Year:	91,013.54
Drawn In Program Year:	10,358.63
	Refurbishment of parking, basketball court, and building at park located at 9825 W. Flagler Street, serving low-mod income families.\$3,371.14 recaptured as per Reso R-356-13 dated 572013.Repayment of \$5,615.32 was made by the agency on 1132014.

Proposed Accomplishments

Public Facilities : 1
Total Population in Service Area: 4,412
Census Tract Percent Low / Mod: 54.20

Annual Accomplishments

Years	Accomplishment Narrative	# Benefitting
2011	Contractor has completed the basketball court re-surfacing, the parking lot restriping, and the painting projects, the tennis court resurfacing project was extended to March 31, 2012.	
2012	All construction is complete. Final reimbursements need to be submitted and approved.	
2013	Activity completed.	

PGM Year:	2011
Project:	0048 - MIAMI-DADE PARK AND RECREATION-TAMIAMI PARK FACILITY IMPROVEMENTS
IDIS Activity:	5012 - MD PARK AND RECREATION-TAMIAMI PARK FACILITY IMPROVEMENTS

Status:	Completed 2/26/2014 10:08:55 AM	Objective:	Create suitable living environments
Location:	11201 SW 24th St Miami, FL 33165-2229	Outcome:	Availability/accessibility
		Matrix Code:	Parks, Recreational Facilities (03F)
		National Objective:	LMA

Initial Funding Date: 07/21/2011

Financing	Description:
Funded Amount:	159,841.25
Drawn Thru Program Year:	159,841.25
Drawn In Program Year:	63,777.42
	Refurbishment of multiple baseball fields at park located at 11201 SW 24th Street.

Proposed Accomplishments

Public Facilities : 1
 Total Population in Service Area: 987
 Census Tract Percent Low / Mod: 70.60

Annual Accomplishments

Years	Accomplishment Narrative	# Benefitting
2011	The grass and clay installations were completed. Final inspection and site inspection pending.	
2012	Baseball field refurbishing project is complete. Re-roofing of recreation center is underway.	
2013	Baseball field refurbishing project is complete. Re-roofing of recreation Center project is in progress(2013 1st quarter progress report).	
PGM Year:	2011	
Project:	0049 - MD PLANNING AND ZONING-HISTORIC PRESERVATION SUPPORT	
IDIS Activity:	5013 - MD PLANNING AND ZONING-HISTORIC PRESERVATION SUPPORT	
Status:	Completed 4/4/2013 9:47:45 AM	Objective:
Location:	,	Outcome:
		Matrix Code: General Program Administration (21A) National Objective:
Initial Funding Date:	08/31/2011	Description:
Financing		CDBG eligible costs associated with administering the Historic Preservation planning, reviewing, monitoring, and coordination activities countywide.
Funded Amount:	166,022.60	
Drawn Thru Program Year:	166,022.60	
Drawn In Program Year:	0.00	

Proposed Accomplishments

Actual Accomplishments

Number assisted:

	Owner		Renter		Total		Person	
	Total	Hispanic	Total	Hispanic	Total	Hispanic	Total	Hispanic
White:					0	0		
Black/African American:					0	0		
Asian:					0	0		
American Indian/Alaskan Native:					0	0		
Native Hawaiian/Other Pacific Islander:					0	0		
American Indian/Alaskan Native & White:					0	0		
Asian White:					0	0		
Black/African American & White:					0	0		
American Indian/Alaskan Native & Black/African American:					0	0		
Other multi-racial:					0	0		
Asian/Pacific Islander:					0	0		
Hispanic:					0	0		
Total:	0	0	0	0	0	0	0	0
Female-headed Households:					0			

Income Category:

	Owner	Renter	Total	Person
Extremely Low			0	
Low Mod			0	
Moderate			0	
Non Low Moderate			0	
Total	0	0	0	0
Percent Low/Mod				

Annual Accomplishments

No data returned for this view. This might be because the applied filter excludes all data.

PGM Year: 2011

Project: 0050 - MIAMI-DADE PUBLIC WORKS-WEST LITTLE RIVER CAPITAL IMPROVEMENTS

IDIS Activity: 5014 - MD PUBLIC WORKS-WEST LITTLE RIVER CAPITAL IMPROVEMENTS

Status: Completed 2/19/2014 10:35:54 AM

Location: 111 NW 1st St Miami, FL 33128-1902

Objective: Create suitable living environments

Outcome: Availability/accessibility

Matrix Code: Street Improvements (03K)

National Objective: LMA

Initial Funding Date: 08/31/2011

Financing

Funded Amount: 200,000.00

Drawn Thru Program Year: 200,000.00

Drawn In Program Year: 183,149.14

Proposed Accomplishments

People (General) : 1,188

Total Population in Service Area: 1,872

Census Tract Percent Low / Mod: 63.50

Description:

Roadway Resurfacing at NW 83rd St.
to NW 79th St.
and NW 4th Ave.
to N.
Miami Ave.; and NW 103rd St.
to NW 100th St.
and NW 32nd Ave.
to NW 27th Ave.

To include milling and resurfacing of existing roadways throughout scattered areas of the West Little River NRSA.

Annual Accomplishments

Years	Accomplishment Narrative	# Benefitting
2011	Construction contract is in the bidding process	
2012	Construction is ongoing.	
2013	Construction completed	

PGM Year:	2011
Project:	0051 - MIAMI-DADE PUBLIC WORKS-GOULD'S CAPITAL IMPROVEMENTS
IDIS Activity:	5015 - MD PUBLIC WORKS-GOULD'S CAPITAL IMPROVEMENTS

Status:	Completed 2/19/2014 10:47:07 AM	Objective:	Create suitable living environments
Location:	111 NW 1st St Miami, FL 33128-1902	Outcome:	Availability/accessibility
		Matrix Code:	Street Improvements (03K)
		National Objective:	LMA

Initial Funding Date: 09/02/2011

Financing

Funded Amount: 241,198.09

Drawn Thru Program Year: 241,198.09

Drawn In Program Year: 215,667.89

Proposed Accomplishments

People (General) : 9

Total Population in Service Area: 2,583

Census Tract Percent Low / Mod: 74.90

Description:

Roadway resurfacing at SW 197th St. to SW 200th St. and SW 110th Ct. to Colonial Rd. (SW 117th Ave.). To include milling and resurfacing of existing roadways in Perrine and Goulds. \$61,801.91 recaptured as per R-627-13.

Annual Accomplishments

Years	Accomplishment Narrative	# Benefitting
2011	Construction contract is in the bidding process.	
2012	Construction is ongoing as part of project No. 20110149	
2013	Project completed.	

PGM Year:	2011
Project:	0052 - MIAMI-DADE PUBLIC WORKS-MELROSE CAPITAL IMPROVEMENTS
IDIS Activity:	5016 - MD PUBLIC WORKS-MELROSE CAPITAL IMPROVEMENTS

Status:	Open	Objective:	Create suitable living environments
Location:	111 NW 1st St Miami, FL 33128-1902	Outcome:	Availability/accessibility
		Matrix Code:	Tree Planting (03N)
		National Objective:	LMA

Initial Funding Date: 09/06/2011

Financing

Funded Amount: 48,431.58

Drawn Thru Program Year: 45,805.00

Drawn In Program Year: 45,805.00

Proposed Accomplishments

Public Facilities : 1

Total Population in Service Area: 559

Census Tract Percent Low / Mod: 64.20

Description:

Tree Planting ; Improve area with native trees along NW 35th St. as the northern border; NW 26th St. as the southern border; west side of NW 27th Ave. as the eastern border; and, NW 32nd Ave. as the western border; and, Construction of welcome Signage (2 signs) to be located at prominent entrances to the Melrose NRSA. \$102,900.00 recaptured as per Resolution R-562-12. \$48,668.42 recaptured as per Reso R-356-13 dated 5/7/2013.

Annual Accomplishments

Years	Accomplishment Narrative	# Benefitting
-------	--------------------------	---------------

2011	Construction contract is in the bidding process.	
2012	Construction complete. Final invoice in process.	
PGM Year:	2011	
Project:	0053 - MIAMI-DADE PUBLIC WORKS-DISTRICT 12 PUBLIC WORKS RESURFACING PROJECT	
IDIS Activity:	5017 - MD PUBLIC WORKS-DISTRICT 12 PUBLIC WORKS RESURFACING PROJECT	
Status:	Completed 2/19/2014 10:39:00 AM	Objective: Create suitable living environments
Location:	111 NW 1st St Miami, FL 33128-1902	Outcome: Availability/accessibility
		Matrix Code: Street Improvements (03K) National Objective: LMA
Initial Funding Date:	09/02/2011	Description:
Financing		Roadway resurfacing at NW 117th Ave from SW Tamiami Canal to NW 2nd St. and from NW 117th Ave. to NW 114th Ave.
Funded Amount:	45,000.00	To include millingresurfacing of existing roadways.
Drawn Thru Program Year:	45,000.00	Serving low-mod income residents of Sweetwater.
Drawn In Program Year:	41,214.29	
Proposed Accomplishments		
	People (General) : 12	
	Total Population in Service Area: 2,054	
	Census Tract Percent Low / Mod: 65.50	

Annual Accomplishments

Years	Accomplishment Narrative	# Benefitting
-------	--------------------------	---------------

2011	Construction contract is in the bidding process.	
2012	Construction operations are ongoing as part of project No. 20110149.	
2013	Construction completed.	
PGM Year:	2011	
Project:	0055 - MIAMI-DADE PUBLIC WORKS-WEST LITTLE RIVER TREE PLANTING	
IDIS Activity:	5019 - MD PUBLIC WORKS-WEST LITTLE RIVER TREE PLANTING	
Status:	Open	Objective: Create suitable living environments
Location:	111 NW 1st St Miami, FL 33128-1902	Outcome: Sustainability
		Matrix Code: Tree Planting (03N) National Objective: LMA
Initial Funding Date:	08/31/2011	Description:
Financing		Improve areas of the West Little River NRSA with planting of native shade trees within the boundaries of NW 95th St. to NW 103rd St. and NW 7th Ave. to NW 27th Ave.\$22,361.65 recaptured as per Reso R-356-13 dated 572013.
Funded Amount:	29,638.35	
Drawn Thru Program Year:	27,011.77	
Drawn In Program Year:	26,830.00	
Proposed Accomplishments		
	Public Facilities : 2	
	Total Population in Service Area: 3,096	
	Census Tract Percent Low / Mod: 63.60	

Annual Accomplishments

Years	Accomplishment Narrative	# Benefitting
2011	Construction contract is in the bidding process.	
2012	Construction operations are complete. Final invoicing is in progress.	

PGM Year: 2011
Project: 0057 - MIAMI-DADE PUBLIC WORKS-GRAFFITI REMOVAL
IDIS Activity: 5021 - MD PUBLIC WORKS-GRAFFITI REMOVAL

Status: Completed 2/1/2013 8:21:02 AM
Location: 111 NW 1st St Miami, FL 33128-1902

Objective: Create suitable living environments
Outcome: Sustainability
Matrix Code: Code Enforcement (15) **National Objective:** LMA

Initial Funding Date: 09/29/2011

Financing

Funded Amount: 226,951.03
Drawn Thru Program Year: 226,951.03
Drawn In Program Year: 0.00

Description:

Addresses up to 170 graffiti violations by undertaking graffiti removal in the NRSAs and eligible block groups.

Proposed Accomplishments

People (General) : 170
Total Population in Service Area: 1,109
Census Tract Percent Low / Mod: 72.00

Annual Accomplishments

Years	Accomplishment Narrative	# Benefitting
2011	Public works crews have inspected 1,954 sites Countywide. Of those, graffiti was abated by Public Works staff at 371 locations within NRSA zones and CDBG eligible block tracts. The total number of sites abated within NRSA and CDBG areas through the end of Calendar Year 2011 is 699.	

PGM Year: 2011
Project: 0058 - NEIGHBORS AND NEIGHBORS -EDMONDSON SMALL BUSINESS DEVELOPMENT HUB BUSINESS CENTER
IDIS Activity: 5022 - NEIGHBORS AND NEIGHBORS ASSOCIATION-EDMONDSON SMALL BUSINESS DEVELOPMENT HUB BUSINESS INCUBATOR

Status: Completed 10/22/2013 1:41:05 PM
Location: 4055 NW 17th Ave Miami, FL 33142-4851

Objective: Create economic opportunities
Outcome: Availability/accessibility
Matrix Code: Micro-Enterprise Assistance (18C) **National Objective:** LMJ

Initial Funding Date: 08/31/2011

Financing

Funded Amount: 188,415.50
Drawn Thru Program Year: 188,415.50
Drawn In Program Year: 0.00

Description:

Business incubation program serving Melrose, Model City and West Little River NRSAs, to create 6 permanent jobs at least 51 percent of which will be made available to or held by low- and moderate-income persons.\$2,584.50 recaptured as per Reso R-356-13 dated 5/7/2013.

Proposed Accomplishments

Jobs : 6

Actual Accomplishments

Number assisted:

	Owner		Renter		Total		Person	
	Total	Hispanic	Total	Hispanic	Total	Hispanic	Total	Hispanic
White:	0	0	0	0	0	0	4	4
Black/African American:	0	0	0	0	0	0	3	0
Asian:	0	0	0	0	0	0	1	0
American Indian/Alaskan Native:	0	0	0	0	0	0	0	0
Native Hawaiian/Other Pacific Islander:	0	0	0	0	0	0	0	0
American Indian/Alaskan Native & White:	0	0	0	0	0	0	0	0
Asian White:	0	0	0	0	0	0	0	0
Black/African American & White:	0	0	0	0	0	0	0	0
American Indian/Alaskan Native & Black/African American:	0	0	0	0	0	0	0	0
Other multi-racial:	0	0	0	0	0	0	0	0
Asian/Pacific Islander:	0	0	0	0	0	0	0	0
Hispanic:	0	0	0	0	0	0	0	0
Total:	0	0	0	0	0	0	8	4
Female-headed Households:	0		0		0			

Income Category:

	Owner	Renter	Total	Person
Extremely Low	0	0	0	1
Low Mod	0	0	0	4
Moderate	0	0	0	3
Non Low Moderate	0	0	0	0
Total	0	0	0	8
Percent Low/Mod				100.0%

Annual Accomplishments

Years	Accomplishment Narrative	# Benefitting
-------	--------------------------	---------------

2011	ASSISTED 103 BUSINESS OWNERS, 113 CLIENTS VISITS, BUSIENESS WORKSHOPS CONDUCTED, FACILITATED SURVEY FORMS. 5 JOBS CREATED	
------	---	--

PGM Year: 2011

Project: 0059 - NEIGHBORS AND NEIGHBORS ASSOCIATION INC.,-TECHNICAL ASSISTANCE/ECONOMIC DEVELOPMENT

IDIS Activity: 5023 - NEIGHBORS AND NEIGHBORS ASSOCIATION, INC.-TECHNICAL ASSISTANCE/ECONOMIC DEVELOPMENT

Status: Completed 10/7/2013 12:51:43 PM

Location: 4055 NW 17th Ave Miami, FL 33142-4851

Objective: Create economic opportunities

Outcome: Availability/accessibility

Matrix Code: ED Technical Assistance (18B)

National Objective: LMJ

Initial Funding Date: 09/02/2011

Financing

Funded Amount: 290,347.89

Drawn Thru Program Year: 290,347.89

Description:

Provide technical assistance, seminars, forums, one-on-one coueseling to Mom & Pop businesses serving all eight NRSAs to create 9 permanent jobs at least 51 percent of which will be made available to or held by low- and moderate-income persons.\$652.11 recaptured as per Reso R-356-13 dated 572013.

Drawn In Program Year: 6,000.00

Proposed Accomplishments

Jobs : 9

Actual Accomplishments

Number assisted:

	Owner		Renter		Total		Person	
	Total	Hispanic	Total	Hispanic	Total	Hispanic	Total	Hispanic
White:	0	0	0	0	0	0	2	2
Black/African American:	0	0	0	0	0	0	2	2
Asian:	0	0	0	0	0	0	0	0
American Indian/Alaskan Native:	0	0	0	0	0	0	0	0
Native Hawaiian/Other Pacific Islander:	0	0	0	0	0	0	0	0
American Indian/Alaskan Native & White:	0	0	0	0	0	0	0	0
Asian White:	0	0	0	0	0	0	0	0
Black/African American & White:	0	0	0	0	0	0	0	0
American Indian/Alaskan Native & Black/African American:	0	0	0	0	0	0	0	0
Other multi-racial:	0	0	0	0	0	0	6	6
Asian/Pacific Islander:	0	0	0	0	0	0	0	0
Hispanic:	0	0	0	0	0	0	0	0
Total:	0	0	0	0	0	0	10	10
Female-headed Households:	0		0		0			

Income Category:

	Owner	Renter	Total	Person
Extremely Low	0	0	0	5
Low Mod	0	0	0	4
Moderate	0	0	0	1
Non Low Moderate	0	0	0	0
Total	0	0	0	10
Percent Low/Mod				100.0%

Annual Accomplishments

Years	Accomplishment Narrative	# Benefitting
2011	Provided technical assistance to small businesses resulted in the creation of 8 jobs. Created 10 jobs	

PGM Year: 2011

Project: 0060 - NEIGHBORS AND NEIGHBORS ASSOCIATION-GOULD'S BUSINESS RESOURCE CENTER

IDIS Activity: 5024 - NEIGHBORS AND NEIGHBORS ASSOCIATION-GOULD'S BUSINESS RESOURCE CENTER

Status: Completed 9/11/2013 2:24:56 PM

Location: 11285 SW 211th St Miami, FL 33189-2211

Objective: Create economic opportunities

Outcome: Availability/accessibility

Matrix Code: ED Technical Assistance (18B)

National Objective: LMJ

Initial Funding Date: 08/31/2011

Financing

Funded Amount: 185,807.04

Drawn Thru Program Year: 185,807.04

Drawn In Program Year: 0.00

Description:

Provide technical assistance, seminars, forums, and one-on-one counseling to businesses serving Goulds, Perrine, NRSAs and South-Dade areas to create 6 jobs, at least 51 percent of the jobs will be held by, or made available to, LowMod-Income persons.\$5,192.96 recaptured as per Reso R-356-13 dated 5/7/2013.

Proposed Accomplishments

Jobs : 9

Actual Accomplishments

Number assisted:

	Owner		Renter		Total		Person	
	Total	Hispanic	Total	Hispanic	Total	Hispanic	Total	Hispanic
White:	0	0	0	0	0	0	6	6
Black/African American:	0	0	0	0	0	0	6	0
Asian:	0	0	0	0	0	0	0	0
American Indian/Alaskan Native:	0	0	0	0	0	0	0	0
Native Hawaiian/Other Pacific Islander:	0	0	0	0	0	0	0	0
American Indian/Alaskan Native & White:	0	0	0	0	0	0	0	0
Asian White:	0	0	0	0	0	0	0	0
Black/African American & White:	0	0	0	0	0	0	0	0
American Indian/Alaskan Native & Black/African American:	0	0	0	0	0	0	0	0
Other multi-racial:	0	0	0	0	0	0	0	0
Asian/Pacific Islander:	0	0	0	0	0	0	0	0
Hispanic:	0	0	0	0	0	0	0	0
Total:	0	0	0	0	0	0	12	6
Female-headed Households:	0		0		0			

Income Category:

	Owner	Renter	Total	Person
Extremely Low	0	0	0	3
Low Mod	0	0	0	7
Moderate	0	0	0	2
Non Low Moderate	0	0	0	0
Total	0	0	0	12
Percent Low/Mod				100.0%

Annual Accomplishments

Years	Accomplishment Narrative	# Benefitting
2011	Provided technical services to small businesses resulted in the creation of 5 Full Time Equivalent Jobs.	
2012	7 jobs were created	

PGM Year: 2011
Project: 0061 - SOUTH FLORIDA PUERTO RICAN CHAMBER OF COMMERCE-MICRO LOAN TECHNICAL ASSISTANCE PROGRAM
IDIS Activity: 5025 - SOUTH FLORIDA PUERTO RICAN CHAMBER OF COMMERCE-MICRO LOAN TECHNICAL ASSISTANCE

Status: Completed 1/16/2013 2:22:18 PM
Location: 3550 Biscayne Blvd Miami, FL 33137-3841

Objective: Create economic opportunities
Outcome: Availability/accessibility
Matrix Code: ED Technical Assistance (18B) National Objective: LMJ

Initial Funding Date: 08/31/2011

Financing

Funded Amount: 62,789.31
Drawn Thru Program Year: 62,789.31
Drawn In Program Year: 0.00

Description:

Provide microloans and technical assistance to 50 businesses located in Opa-locka, and Melrose NRSAs to create 3 jobs at least 51 percent of the jobs will be held by, or made available to, LowMod-Income persons.

Proposed Accomplishments

Jobs : 3

Actual Accomplishments

Number assisted:

	Owner		Renter		Total		Person	
	Total	Hispanic	Total	Hispanic	Total	Hispanic	Total	Hispanic
White:	0	0	0	0	0	0	3	3
Black/African American:	0	0	0	0	0	0	0	0
Asian:	0	0	0	0	0	0	0	0
American Indian/Alaskan Native:	0	0	0	0	0	0	0	0
Native Hawaiian/Other Pacific Islander:	0	0	0	0	0	0	0	0
American Indian/Alaskan Native & White:	0	0	0	0	0	0	0	0
Asian White:	0	0	0	0	0	0	0	0
Black/African American & White:	0	0	0	0	0	0	0	0
American Indian/Alaskan Native & Black/African American:	0	0	0	0	0	0	0	0
Other multi-racial:	0	0	0	0	0	0	0	0
Asian/Pacific Islander:	0	0	0	0	0	0	0	0
Hispanic:	0	0	0	0	0	0	0	0
Total:	0	0	0	0	0	0	3	3

Female-headed Households: 0 0 0

Income Category:

	Owner	Renter	Total	Person
Extremely Low	0	0	0	3
Low Mod	0	0	0	0
Moderate	0	0	0	0
Non Low Moderate	0	0	0	0
Total	0	0	0	3
Percent Low/Mod				100.0%

Annual Accomplishments

Years	Accomplishment Narrative	# Benefitting
-------	--------------------------	---------------

2011	Provided technical assistance to small businesses resulted in the creation of 3 jobs.	
------	---	--

PGM Year: 2011

Project: 0062 - SOUTH FLORIDA URBAN MINISTRIES, INC.-ASSETS MIAMI

IDIS Activity: 5026 - SOUTH FLORIDA URBAN MINISTRIES-ASSETS MIAMI

Status: Completed 10/25/2013 1:03:38 PM

Location: 2850 SW 27th Ave Miami, FL 33133-3731

Objective: Create economic opportunities

Outcome: Sustainability

Matrix Code: Micro-Enterprise Assistance (18C)

National Objective: LMJ

Initial Funding Date: 07/21/2011

Financing

Funded Amount: 164,184.09

Drawn Thru Program Year: 164,184.09

Drawn In Program Year: 0.00

Description:

Provide technical assistance to micro-enterprise and small businesses to create 6 permanent jobs at least 51 percent of which will be made available to or held by low- and moderate-income persons.\$6,815.91 recaptured as per Reso R-356-13 dated 5/7/2013.

Proposed Accomplishments

Jobs : 6

Actual Accomplishments

Number assisted:

	Owner		Renter		Total		Person	
	Total	Hispanic	Total	Hispanic	Total	Hispanic	Total	Hispanic
White:	0	0	0	0	0	0	2	2
Black/African American:	0	0	0	0	0	0	3	0
Asian:	0	0	0	0	0	0	0	0
American Indian/Alaskan Native:	0	0	0	0	0	0	0	0
Native Hawaiian/Other Pacific Islander:	0	0	0	0	0	0	0	0
American Indian/Alaskan Native & White:	0	0	0	0	0	0	0	0
Asian White:	0	0	0	0	0	0	0	0
Black/African American & White:	0	0	0	0	0	0	0	0
American Indian/Alaskan Native & Black/African American:	0	0	0	0	0	0	0	0
Other multi-racial:	0	0	0	0	0	0	1	0
Asian/Pacific Islander:	0	0	0	0	0	0	0	0
Hispanic:	0	0	0	0	0	0	0	0
Total:	0	0	0	0	0	0	6	2
Female-headed Households:	0		0		0			

Income Category:

	Owner	Renter	Total	Person
Extremely Low	0	0	0	4
Low Mod	0	0	0	1
Moderate	0	0	0	1
Non Low Moderate	0	0	0	0

Total	0	0	0	6
Percent Low/Mod				100.0%

Annual Accomplishments

Years	Accomplishment Narrative	# Benefitting
-------	--------------------------	---------------

2011 Provided micro-assistance to small businesses resulted in the creation of 6 jobs.

PGM Year: 2011

Project: 0063 - SOUTH FLORIDA URBAN MINISTRIES-SFLUM COMMUNITY CENTER

IDIS Activity: 5027 - SOUTH FLORIDA URBAN MINISTRIES-SFLUM COMMUNITY CENTER

Status: Open

Objective: Create suitable living environments

Location: 11500 NW 12th Ave Miami, FL 33168-6217

Outcome: Availability/accessibility

Matrix Code: Youth Centers (03D)

National Objective: LMC

Initial Funding Date: 07/21/2011

Description:

Financing

Facility upgrade for one currently vacant public facility located at 11500 NW 12 Ave to house afterschool and youth development programs for 60 LowModerate-Income Persons

Funded Amount: 150,000.00

Drawn Thru Program Year: 20,494.90

Drawn In Program Year: 20,494.90

Proposed Accomplishments

Public Facilities : 1

Actual Accomplishments

Number assisted:

	Owner		Renter		Total		Person	
	Total	Hispanic	Total	Hispanic	Total	Hispanic	Total	Hispanic
White:	0	0	0	0	0	0		0
Black/African American:	0	0	0	0	0	0	0	0
Asian:	0	0	0	0	0	0	0	0
American Indian/Alaskan Native:	0	0	0	0	0	0	0	0
Native Hawaiian/Other Pacific Islander:	0	0	0	0	0	0	0	0
American Indian/Alaskan Native & White:	0	0	0	0	0	0	0	0
Asian White:	0	0	0	0	0	0	0	0
Black/African American & White:	0	0	0	0	0	0	0	0
American Indian/Alaskan Native & Black/African American:	0	0	0	0	0	0	0	0
Other multi-racial:	0	0	0	0	0	0	0	0
Asian/Pacific Islander:	0	0	0	0	0	0	0	0
Hispanic:	0	0	0	0	0	0	0	0
Total:	0	0	0	0	0	0	0	0
Female-headed Households:	0		0		0			

Income Category:

	Owner	Renter	Total	Person
Extremely Low	0	0	0	0

Low Mod	0	0	0	0
Moderate	0	0	0	0
Non Low Moderate	0	0	0	0
Total	0	0	0	0
Percent Low/Mod				

Annual Accomplishments

Years	Accomplishment Narrative	# Benefitting
2011	PROJECT IS ON-GOING.	
2012	Activity is underway. Notice of RFQ for engineering submitted to PHCD and posted, selection efforts underway.	
2013	Contractor selection completed and awarded to Conwell & Associates Consulting. Design, planning and permit application underway(2013 4th quarter progress report)	

PGM Year:	2011				
Project:	0019 - DOUGLAS GARDENS COMMUNITY MENTAL HEALTH CENTER OF MIAMI, INC.-GOLDEN PALMS FACILITY RENOVATIONS				
IDIS Activity:	5033 - DOUGLAS GARDENS COMMUNITY MENTAL HEALTH CENTER-GOLDEN PALMS FACILITY RENOVATIONS				
Status:	Open	Objective:	Create suitable living environments		
Location:	1680 Meridian Ave Miami Beach, FL 33139-2703	Outcome:	Sustainability		
		Matrix Code:	Handicapped Centers (03B)	National Objective:	LMC

Initial Funding Date: 09/14/2011

Financing

Funded Amount:	156,000.00
Drawn Thru Program Year:	140,400.00
Drawn In Program Year:	140,400.00

Description:

Upgradesimprovements to one public facility to improve four bathrooms with ADA renovations, hurricane mitigation for windows, doors, shutters to benfit 36 LowMod Income persons who are psychiatrically-disabled senior patients.

Proposed Accomplishments

Public Facilities : 1

Actual Accomplishments

Number assisted:

	Owner		Renter		Total		Person	
	Total	Hispanic	Total	Hispanic	Total	Hispanic	Total	Hispanic
White:	0	0	0	0	0	0		0
Black/African American:	0	0	0	0	0	0	0	0
Asian:	0	0	0	0	0	0	0	0
American Indian/Alaskan Native:	0	0	0	0	0	0	0	0
Native Hawaiian/Other Pacific Islander:	0	0	0	0	0	0	0	0
American Indian/Alaskan Native & White:	0	0	0	0	0	0	0	0
Asian White:	0	0	0	0	0	0	0	0
Black/African American & White:	0	0	0	0	0	0	0	0
American Indian/Alaskan Native & Black/African American:	0	0	0	0	0	0	0	0
Other multi-racial:	0	0	0	0	0	0	0	0
Asian/Pacific Islander:	0	0	0	0	0	0	0	0
Hispanic:	0	0	0	0	0	0	0	0

Total:	0	0	0	0	0	0	0
---------------	----------	----------	----------	----------	----------	----------	----------

Female-headed Households:	0	0	0	0
---------------------------	---	---	---	---

<i>Income Category:</i>				
	Owner	Renter	Total	Person
Extremely Low	0	0	0	0
Low Mod	0	0	0	0
Moderate	0	0	0	0
Non Low Moderate	0	0	0	0
Total	0	0	0	0
Percent Low/Mod				

Annual Accomplishments

Years	Accomplishment Narrative	# Benefitting
2011	Planning have been finalized, bid package will be ready by January 2012. Activity is underway.	
2012	A pre-construction meeting took place on 11/17/2012 and a Notice to Proceed was issued for the project to begin on 12/03/2012. Permits have been obtained and construction begun on 2 bathrooms.Activity is underway.	
2013	75% of interior/exterior painting is completed. Installation of doors and windows, two bathrooms, installation of hand railings are 100% completed. one of the remaining bathroom needs subflooring repalced. Searching for alternate contractor to perform the work.	

PGM Year:	2011
Project:	0069 - MD HCD-Beckham Hall Facility Improvements
IDIS Activity:	5034 - MD HCD-Beckham Hall Facility Improvements

Status:	Open	Objective:	Create suitable living environments	
Location:	2735 NW 10th Ave Miami, FL 33127-4009	Outcome:	Availability/accessibility	
		Matrix Code:	Homeless Facilities (not operating costs) (03C)	National Objective: LMC

Initial Funding Date:	09/19/2011
------------------------------	------------

Financing	Description:
Funded Amount:	100,000.00
Drawn Thru Program Year:	81,893.25
Drawn In Program Year:	81,893.25
	Homeless Beckham Hall facility improvements

Proposed Accomplishments

Public Facilities : 1

Actual Accomplishments

<i>Number assisted:</i>	Owner		Renter		Total		Person	
	Total	Hispanic	Total	Hispanic	Total	Hispanic	Total	Hispanic
White:	0	0	0	0	0	0		0
Black/African American:	0	0	0	0	0	0	0	0
Asian:	0	0	0	0	0	0	0	0
American Indian/Alaskan Native:	0	0	0	0	0	0	0	0
Native Hawaiian/Other Pacific Islander:	0	0	0	0	0	0	0	0
American Indian/Alaskan Native & White:	0	0	0	0	0	0	0	0

Asian White:	0	0	0	0	0	0	0	0
Black/African American & White:	0	0	0	0	0	0	0	0
American Indian/Alaskan Native & Black/African American:	0	0	0	0	0	0	0	0
Other multi-racial:	0	0	0	0	0	0	0	0
Asian/Pacific Islander:	0	0	0	0	0	0	0	0
Hispanic:	0	0	0	0	0	0	0	0
Total:	0	0	0	0	0	0	0	0

Female-headed Households:	0	0	0
---------------------------	---	---	---

Income Category:

	Owner	Renter	Total	Person
Extremely Low	0	0	0	0
Low Mod	0	0	0	0
Moderate	0	0	0	0
Non Low Moderate	0	0	0	0
Total	0	0	0	0

Percent Low/Mod

Annual Accomplishments

Years	Accomplishment Narrative	# Benefitting
2011	No contract will be executed. A Memorandum Of Understanding will be executed.	
2012	The project is 75% completed and on schedule.	

PGM Year: 2011

Project: 0070 - MD PUBLIC WORKS-FLORAL PARK FACILITY

IDIS Activity: 5035 - MD Public Works- Floral Park Facility

Status: Open

Location: NW 17 NW 22 Ave and NW 54 ST to NW 62 ST Miami, FL 33125

Objective: Create suitable living environments

Outcome: Sustainability

Matrix Code: Street Improvements (03K)

National Objective: LMA

Initial Funding Date: 10/04/2011

Financing

Funded Amount: 506,384.36

Drawn Thru Program Year: 371,689.49

Drawn In Program Year: 318,227.23

Description:

Project involves the milling and resurfacing of existing roadways whose surface has been determined to be in poor condition.

Additionally, the proposed activity entails tree planting. The project also involves the installation of sidewalks and sidewalk ramps and/or sidewalk connectors.

Proposed Accomplishments

People (General) : 1,176

Total Population in Service Area: 1,176

Census Tract Percent Low / Mod: 81.40

Annual Accomplishments

2011	Construction of sidewalk is in the bidding process. Tree planting are proposed as a second phase once the sidewalk work is completed. Resurfacing component is in the bidding process.	
2012	The construction of sidewalk improvement is complete. Construction of phase 1 is ongoing.	
2013	The construction for the sidewalk improvement component is complet. Construction of phase 1 resurfacing is complete with balance currently under construction. Tree planting activities scheduled to commence next quarter(2013 4th quarter progress report)	

PGM Year:	2011	
Project:	0071 - MD CAA-Naranja Sunny Haven Water Connections Program	
IDIS Activity:	5040 - MD CAA-Naranja Sunny Haven Water Sewer Connections Program	

Status:	Completed 10/23/2013 11:20:10 AM	Objective:	Provide decent affordable housing		
Location:	701 NW 1st Ct Miami, FL 33136-3902	Outcome:	Affordability		
		Matrix Code:	Water/Sewer Improvements (03J)	National Objective:	LMH

Initial Funding Date:	10/21/2011	Description:			
Financing		Neighborhood revitalization through assistance to a special population of homeowners within Sunny Haven area of Naranja.			
Funded Amount:	104,000.00	Water connection assistance will be provided to 15 low and moderate income homeowners in the area.\$250,000 was transferred to this activity as pernon-substantial change memo dated October 11th, 2011.\$250,000.00 recaptured as per Reso R-356-13 dated 572013.			
Drawn Thru Program Year:	104,000.00				
Drawn In Program Year:	86,183.04				

Proposed Accomplishments					
Housing Units : 15					

Actual Accomplishments	Owner		Renter		Total		Person	
	Total	Hispanic	Total	Hispanic	Total	Hispanic	Total	Hispanic
Number assisted:								
White:	0	0	0	0	0	0		0
Black/African American:	14	0	0	0	14	0	0	0
Asian:	0	0	0	0	0	0	0	0
American Indian/Alaskan Native:	0	0	0	0	0	0	0	0
Native Hawaiian/Other Pacific Islander:	0	0	0	0	0	0	0	0
American Indian/Alaskan Native & White:	0	0	0	0	0	0	0	0
Asian White:	0	0	0	0	0	0	0	0
Black/African American & White:	0	0	0	0	0	0	0	0
American Indian/Alaskan Native & Black/African American:	0	0	0	0	0	0	0	0
Other multi-racial:	0	0	0	0	0	0	0	0
Asian/Pacific Islander:	0	0	0	0	0	0	0	0
Hispanic:	0	0	0	0	0	0	0	0
Total:	14	0	0	0	14	0	0	0
Female-headed Households:	0		0		0			

Income Category:	Owner	Renter	Total	Person
Extremely Low	0	0	0	0
Low Mod	4	0	4	0

Moderate	10	0	10	0
Non Low Moderate	0	0	0	0
Total	14	0	14	0
Percent Low/Mod	100.0%		100.0%	

Annual Accomplishments

Years	Accomplishment Narrative	# Benefitting
-------	--------------------------	---------------

2011 Based on the low response to a mail-out advertising the project, staff went out to visit the proposed sites, conduct inspections and obtain eligibility information from selected clients. As result, twelve homeowners signed up for the program and out of this total, five environmentalals were completed and submitted for processing. The activity is on-going.

2012 14 homeowners living in Naranja Haven have recieved a County water connection. The clients have opened their account with WASA. The project is completed pending collection of close out documents.

PGM Year: 2011

Project: 0072 - North Dade Community Development Federal Credit Union/North dade Community Marketing Awareness

IDIS Activity: 5041 - North Dade Community Development Federal Credit Union/North Dade Community Marketing Awareness

Status: Completed 2/19/2014 12:01:22 PM

Objective: Create economic opportunities

Location: 18591 NW 27th Ave Miami Gardens, FL 33056-3104

Outcome: Sustainability

Matrix Code: ED Technical Assistance (18B)

National Objective: LMJ

Initial Funding Date: 10/24/2011

Description:

Financing

Economic Development Technical Assistance to business for the purpose of creating and retaining 3 jobs.\$22,773.36 recaptured as per Reso R-356-13 dated 572013.

Funded Amount: 77,226.64

Drawn Thru Program Year: 77,226.64

Drawn In Program Year: 0.00

Proposed Accomplishments

Jobs : 3

Actual Accomplishments

Number assisted:

	Owner		Renter		Total		Person	
	Total	Hispanic	Total	Hispanic	Total	Hispanic	Total	Hispanic
White:	0	0	0	0	0	0		0
Black/African American:	0	0	0	0	0	0	4	0
Asian:	0	0	0	0	0	0	0	0
American Indian/Alaskan Native:	0	0	0	0	0	0	0	0
Native Hawaiian/Other Pacific Islander:	0	0	0	0	0	0	0	0
American Indian/Alaskan Native & White:	0	0	0	0	0	0	0	0
Asian White:	0	0	0	0	0	0	0	0
Black/African American & White:	0	0	0	0	0	0	0	0
American Indian/Alaskan Native & Black/African American:	0	0	0	0	0	0	0	0
Other multi-racial:	0	0	0	0	0	0	0	0
Asian/Pacific Islander:	0	0	0	0	0	0	0	0
Hispanic:	0	0	0	0	0	0	0	0

Total:	0	0	0	0	0	0	4	0
Female-headed Households:	0		0		0			
<i>Income Category:</i>								
	Owner	Renter	Total	Person				
Extremely Low	0	0	0	2				
Low Mod	0	0	0	2				
Moderate	0	0	0	0				
Non Low Moderate	0	0	0	0				
Total	0	0	0	4				
Percent Low/Mod	100.0%							

Annual Accomplishments

Years	Accomplishment Narrative	# Benefitting
2011	Identified 3 small low/mod businesses to be assisted with technical assistance which result in the creation of jobs. No funds were expended.	
2012	The agency created 4 jobs.	
PGM Year:	2011	
Project:	0073 - Carrfour Supportive Housing, Inc./Tenant Based rental Assistance	
IDIS Activity:	5042 - Carrfour Supportive Housing/Tenant Based Rental Assistance	
Status:	Completed 3/29/2013 10:19:48 AM	Objective: Provide decent affordable housing
Location:	1398 SW 1st St Miami, FL 33135-2380	Outcome: Affordability
		Matrix Code: Rental Housing Subsidies (if HOME, not part of 5% Admin cap) (05S)
		National Objective: LMH
Initial Funding Date:	10/24/2011	Description:
Financing		Provide rental assistance to 8 low income families impacted by disabilities.
Funded Amount:	8,351.04	
Drawn Thru Program Year:	8,351.04	
Drawn In Program Year:	0.00	

Proposed Accomplishments

Actual Accomplishments

<i>Number assisted:</i>	Owner		Renter		Total		Person	
	Total	Hispanic	Total	Hispanic	Total	Hispanic	Total	Hispanic
White:	0	0	5	5	5	5	0	0
Black/African American:	0	0	10	10	10	10	0	0
Asian:	0	0	0	0	0	0	0	0
American Indian/Alaskan Native:	0	0	0	0	0	0	0	0
Native Hawaiian/Other Pacific Islander:	0	0	0	0	0	0	0	0
American Indian/Alaskan Native & White:	0	0	0	0	0	0	0	0
Asian White:	0	0	0	0	0	0	0	0
Black/African American & White:	0	0	0	0	0	0	0	0
American Indian/Alaskan Native & Black/African American:	0	0	0	0	0	0	0	0
Other multi-racial:	0	0	0	0	0	0	0	0

Asian/Pacific Islander:	0	0	0	0	0	0	0	0
Hispanic:	0	0	0	0	0	0	0	0
Total:	0	0	15	15	15	15	0	0
Female-headed Households:	0		0		0			

Income Category:

	Owner	Renter	Total	Person
Extremely Low	0	6	6	0
Low Mod	0	9	9	0
Moderate	0	0	0	0
Non Low Moderate	0	0	0	0
Total	0	15	15	0
Percent Low/Mod		100.0%	100.0%	

Annual Accomplishments

Years	Accomplishment Narrative	# Benefitting
-------	--------------------------	---------------

2011 PROJECT IS COMPLETED

PGM Year: 2011

Project: 0074 - Lutheran Services Florida, Inc.

IDIS Activity: 5043 - Lutheran Services/Tenant Based Rental Assistance (CDBG)

Status: Completed 10/25/2013 10:36:29 AM

Location: 16201 SW 95th Ave Miami, FL 33157-3459

Objective: Provide decent affordable housing

Outcome: Affordability

Matrix Code: Rental Housing Subsidies (if HOME, not part of 5% Admin cap) (05S) National Objective: LMH

Initial Funding Date: 10/24/2011

Financing

Funded Amount: 9,251.95

Drawn Thru Program Year: 9,251.95

Drawn In Program Year: 0.00

Description:

Tenant Based Rental Assistance for approximately 15 youth aages 18-23 aging out of Foster Care with income below 60 percent of the area median income at scattered sites countywide, with case management and support services.\$748.05 recaptured as per Reso R-356-13 dated 572013.

Proposed Accomplishments

Actual Accomplishments

Number assisted:

	Owner		Renter		Total		Person	
	Total	Hispanic	Total	Hispanic	Total	Hispanic	Total	Hispanic
White:	0	0	0	0	0	0		0
Black/African American:	0	0	0	0	0	0	0	0
Asian:	0	0	0	0	0	0	0	0
American Indian/Alaskan Native:	0	0	0	0	0	0	0	0
Native Hawaiian/Other Pacific Islander:	0	0	0	0	0	0	0	0
American Indian/Alaskan Native & White:	0	0	0	0	0	0	0	0
Asian White:	0	0	0	0	0	0	0	0
Black/African American & White:	0	0	0	0	0	0	0	0

American Indian/Alaskan Native & Black/African American:	0	0	0	0	0	0	0	0
Other multi-racial:	0	0	0	0	0	0	0	0
Asian/Pacific Islander:	0	0	0	0	0	0	0	0
Hispanic:	0	0	0	0	0	0	0	0
Total:	0	0	0	0	0	0	0	0
Female-headed Households:	0		0		0			

Income Category:

	Owner	Renter	Total	Person
Extremely Low	0	0	0	0
Low Mod	0	0	0	0
Moderate	0	0	0	0
Non Low Moderate	0	0	0	0
Total	0	0	0	0
Percent Low/Mod				

Annual Accomplishments

Years	Accomplishment Narrative	# Benefitting
--------------	---------------------------------	----------------------

2011 PROJECT IS ON-GOING.

PGM Year: 2011

Project: 0076 - Partners for Self Employment/Micro Loan Program

IDIS Activity: 5044 - Partners for Self Employment/Micro Loan Program

Status: Completed 6/27/2013 1:42:21 PM

Location: 3000 Biscayne Blvd Miami, FL 33137-4130

Objective: Create economic opportunities

Outcome: Sustainability

Matrix Code: Micro-Enterprise Assistance (18C)

National Objective: LMJ

Initial Funding Date: 10/24/2011

Financing

Funded Amount: 99,989.23

Drawn Thru Program Year: 99,989.23

Drawn In Program Year: 0.00

Description:

Micro Loan Technical assistance program.\$10.77 recaptured as per Reso R-356-13 dated 5/7/2013.

Proposed Accomplishments

Jobs : 3

Actual Accomplishments

<i>Number assisted:</i>	Owner		Renter		Total		Person	
	Total	Hispanic	Total	Hispanic	Total	Hispanic	Total	Hispanic
White:	0	0	0	0	0	0	1	1
Black/African American:	0	0	0	0	0	0	3	0
Asian:	0	0	0	0	0	0	0	0
American Indian/Alaskan Native:	0	0	0	0	0	0	0	0
Native Hawaiian/Other Pacific Islander:	0	0	0	0	0	0	0	0

American Indian/Alaskan Native & White:	0	0	0	0	0	0	0	0
Asian White:	0	0	0	0	0	0	0	0
Black/African American & White:	0	0	0	0	0	0	0	0
American Indian/Alaskan Native & Black/African American:	0	0	0	0	0	0	0	0
Other multi-racial:	0	0	0	0	0	0	0	0
Asian/Pacific Islander:	0	0	0	0	0	0	0	0
Hispanic:	0	0	0	0	0	0	0	0
Total:	0	0	0	0	0	0	4	1

Female-headed Households: 0 0 0

Income Category:

	Owner	Renter	Total	Person
Extremely Low	0	0	0	0
Low Mod	0	0	0	3
Moderate	0	0	0	0
Non Low Moderate	0	0	0	1
Total	0	0	0	4
Percent Low/Mod				75.0%

Annual Accomplishments

Years	Accomplishment Narrative	# Benefitting
2011	CONTRACT EXECUTED RECENTLY. ACTIVITY IS ON-GOING.	
2012	Created 3 full time and 1 part time job.	

PGM Year: 2011
Project: 0075 - Miami-Dade Public Works/Drainage of Goulds
IDIS Activity: 5045 - MD Public Works-Drainage for Goulds

Status: Completed 2/19/2014 10:49:31 AM

Location: 111 NW 1st St Miami, FL 33128-1902

Objective: Create suitable living environments

Outcome: Availability/accessibility

Matrix Code: Street Improvements (03K)

National Objective: LMA

Initial Funding Date: 10/24/2011

Financing

Funded Amount: 194,277.47
Drawn Thru Program Year: 194,277.47
Drawn In Program Year: 194,047.43

Description:

Drainage for Goulds. \$70,622.25 recaptured from total funding of \$264,899.72 as per R-627-13.

Proposed Accomplishments

People (General) : 195
Total Population in Service Area: 195
Census Tract Percent Low / Mod: 93.80

Annual Accomplishments

2011	Construction contract is in the pre-bidding process.
2012	Construction operations are complete. Final invoicing in process.
2013	Project completed.

PGM Year:	2011
Project:	0077 - Black Economic Dev./dba Tools for Change
IDIS Activity:	5046 - Black Economic Dev. dba Tools for Change

Status:	Completed 10/22/2013 10:12:52 AM	Objective:	Create economic opportunities	
Location:	180 NW 62nd St Miami, FL 33150-4543	Outcome:	Sustainability	
		Matrix Code:	Micro-Enterprise Assistance (18C)	National Objective: LMJ

Initial Funding Date:	10/24/2011	Description:	
Financing		Micro loan	Technical Assistance for LM individuals
Funded Amount:	100,000.00		
Drawn Thru Program Year:	100,000.00		
Drawn In Program Year:	0.00		

Proposed Accomplishments

Jobs : 3

Actual Accomplishments

Number assisted:	Owner		Renter		Total		Person	
	Total	Hispanic	Total	Hispanic	Total	Hispanic	Total	Hispanic
White:	0	0	0	0	0	0	3	3
Black/African American:	0	0	0	0	0	0	2	0
Asian:	0	0	0	0	0	0	0	0
American Indian/Alaskan Native:	0	0	0	0	0	0	0	0
Native Hawaiian/Other Pacific Islander:	0	0	0	0	0	0	0	0
American Indian/Alaskan Native & White:	0	0	0	0	0	0	0	0
Asian White:	0	0	0	0	0	0	0	0
Black/African American & White:	0	0	0	0	0	0	0	0
American Indian/Alaskan Native & Black/African American:	0	0	0	0	0	0	0	0
Other multi-racial:	0	0	0	0	0	0	0	0
Asian/Pacific Islander:	0	0	0	0	0	0	0	0
Hispanic:	0	0	0	0	0	0	0	0
Total:	0	0	0	0	0	0	5	3
Female-headed Households:	0		0		0			

Income Category:

	Owner	Renter	Total	Person
Extremely Low	0	0	0	3
Low Mod	0	0	0	2
Moderate	0	0	0	0

Non Low Moderate	0	0	0	0
Total	0	0	0	5
Percent Low/Mod				100.0%

Annual Accomplishments

Years	Accomplishment Narrative	# Benefitting
-------	--------------------------	---------------

2011 CONTRACT RECENTLY EXECUTED. ACTIVITY IS ON-GOING.

2012 Created 5 jobs.

PGM Year: 2011

Project: 0078 - MD CAA/Homeownership Rehab for NRSAs

IDIS Activity: 5047 - MD CAA Homeownership Rehabilitation for NRSAs

Status: Open

Location: 701 NW 1st Ct Miami, FL 33136-3902

Objective: Provide decent affordable housing

Outcome: Affordability

Matrix Code: Rehab; Single-Unit Residential (14A)

National Objective: LMH

Initial Funding Date: 10/24/2011

Financing

Funded Amount: 474,000.00

Drawn Thru Program Year: 463,256.80

Drawn In Program Year: 387,765.63

Description:

Rehabilitation of homeowners throughout 8 NRSAs.
R782-11 funded this activity.

Proposed Accomplishments

Housing Units : 16

Actual Accomplishments

Number assisted:

	Owner		Renter		Total		Person	
	Total	Hispanic	Total	Hispanic	Total	Hispanic	Total	Hispanic
White:	0	0	0	0	0	0		0
Black/African American:	0	0	0	0	0	0	0	0
Asian:	0	0	0	0	0	0	0	0
American Indian/Alaskan Native:	0	0	0	0	0	0	0	0
Native Hawaiian/Other Pacific Islander:	0	0	0	0	0	0	0	0
American Indian/Alaskan Native & White:	0	0	0	0	0	0	0	0
Asian White:	0	0	0	0	0	0	0	0
Black/African American & White:	0	0	0	0	0	0	0	0
American Indian/Alaskan Native & Black/African American:	0	0	0	0	0	0	0	0
Other multi-racial:	0	0	0	0	0	0	0	0
Asian/Pacific Islander:	0	0	0	0	0	0	0	0
Hispanic:	0	0	0	0	0	0	0	0
Total:	0	0	0	0	0	0	0	0
Female-headed Households:	0		0		0			

Income Category:

	Owner	Renter	Total	Person
Extremely Low	0	0	0	0
Low Mod	0	0	0	0
Moderate	0	0	0	0
Non Low Moderate	0	0	0	0
Total	0	0	0	0
Percent Low/Mod				

Annual Accomplishments

Years	Accomplishment Narrative	# Benefitting
-------	--------------------------	---------------

2011	Contract executed on January 2012.	
2012	The 83 homeowners living in NRSA's have been selected and ER's are in progress. We have recieved 60 ER's and have contacted 60 clients and vendors. We are currently working on the next 10 homes.	

PGM Year: 2011

Project: 0081 - MD CAA Perrine Senior Center

IDIS Activity: 5050 - MD CAA-Perrine Senior Center

Status: Open

Location: 111 NW 1st St Miami, FL 33128-1902

Objective: Create suitable living environments

Outcome: Availability/accessibility

Matrix Code: Senior Centers (03A)

National Objective: LMC

Initial Funding Date: 10/24/2011

Financing

Funded Amount: 125,000.00

Drawn Thru Program Year: 20,011.61

Drawn In Program Year: 11,287.01

Description:

Rehab of Perrine Senior Center by MD CAA

Proposed Accomplishments

Public Facilities : 1

Actual Accomplishments

Number assisted:

	Owner		Renter		Total		Person	
	Total	Hispanic	Total	Hispanic	Total	Hispanic	Total	Hispanic
White:	0	0	0	0	0	0		0
Black/African American:	0	0	0	0	0	0	0	0
Asian:	0	0	0	0	0	0	0	0
American Indian/Alaskan Native:	0	0	0	0	0	0	0	0
Native Hawaiian/Other Pacific Islander:	0	0	0	0	0	0	0	0
American Indian/Alaskan Native & White:	0	0	0	0	0	0	0	0
Asian White:	0	0	0	0	0	0	0	0
Black/African American & White:	0	0	0	0	0	0	0	0
American Indian/Alaskan Native & Black/African American:	0	0	0	0	0	0	0	0
Other multi-racial:	0	0	0	0	0	0	0	0
Asian/Pacific Islander:	0	0	0	0	0	0	0	0

Hispanic:	0	0	0	0	0	0	0	0
Total:	0	0	0	0	0	0	0	0

Female-headed Households:	0	0	0	0	0	0	0	0
---------------------------	---	---	---	---	---	---	---	---

<i>Income Category:</i>				
	Owner	Renter	Total	Person
Extremely Low	0	0	0	0
Low Mod	0	0	0	0
Moderate	0	0	0	0
Non Low Moderate	0	0	0	0
Total	0	0	0	0
Percent Low/Mod				

Annual Accomplishments

Years	Accomplishment Narrative	# Benefitting
2011	Contract execution is still pending.	
2012	Begun the procurement with ISD for interior wall and will start procurement for parking lot resurfacing the first quarter of 2013.	
2013	Activity is underway. Parking lot resurfacing and canopy is being procured(2nd quarter progress report)	

PGM Year:	2011
Project:	0082 - City of Opa-Locka-Segal Park Improvements
IDIS Activity:	5051 - City of Opa-Locka-Segal Park Improvements

Status:	Open	Objective:	Create suitable living environments	
Location:	2331 NW 143rd St Miami, FL 33054-3775	Outcome:	Availability/accessibility	
		Matrix Code:	Parks, Recreational Facilities (03F)	National Objective: LMA

Initial Funding Date:	11/10/2011	Description:
Financing		Improvements to the Park
Funded Amount:	2,777,474.93	
Drawn Thru Program Year:	2,280,319.35	
Drawn In Program Year:	2,276,145.35	

Proposed Accomplishments
Public Facilities : 1
Total Population in Service Area: 2,759
Census Tract Percent Low / Mod: 68.50

Annual Accomplishments

Years	Accomplishment Narrative	# Benefitting
2011	The City is currently working to identify a consultant to complete phase 1 environmental audit and prepare an environmental audit report.	
2012	The City is currently working to identify a design build contractor. The County approved phase 1 environmental audit.	

PGM Year:2011

Project:0083 - City of Sweetwater- Drainage Improvements Phase IV

IDIS Activity:5052 - City of Sweetwater-Drainage Improvements Phase IV

Status:Open

Location:SW 8 ST, Flaglet St, SW 112 Ave, SW 117 City of Sweetwater, FL 33174

Objective:Create suitable living environments

Outcome:Sustainability

Matrix Code:Flood Drainage Improvements (03I)

National Objective:LMA

Initial Funding Date:11/10/2011

Financing

Funded Amount:700,000.00

Drawn Thru Program Year:618,547.02

Drawn In Program Year:135,000.00

Description:

Street drainage improvements for SW 112 Ave to SW 117 Ave and between Flagler Street and NW 8 Street including two water drainage pumps.\$200,000 allocated thru Resolution R-562-12

Proposed Accomplishments

Public Facilities : 1

Total Population in Service Area: 2,651

Census Tract Percent Low / Mod: 68.10

Annual Accomplishments

Years	Accomplishment Narrative	# Benefitting
2011	Project is pending environmental clearance.	
2012	The construction portion of the work funded by CDBG is approximately 100% complete. The City is now waiting on processing of final submitted payments to the agency.	

PGM Year:2011

Project:0084 - MD Human Services/Seymour Gelber Facility Improvements

IDIS Activity:5053 - MD Human Services/Seymour Gelber Facility Improvements

Status:Open

Location:11025 SW 84th St Miami, FL 33173-3857

Objective:Create suitable living environments

Outcome:Availability/accessibility

Matrix Code:Senior Centers (03A)

National Objective:LMC

Initial Funding Date:11/14/2011

Financing

Funded Amount:263,449.82

Drawn Thru Program Year:65,771.85

Drawn In Program Year:47.50

Description:

Upgradesrenovations to DHS owned facility located at 11025 SW 84th Street, to include bringing the facility up to current South Florida Building Code and ADA Compliance\$225,091.11 recaptured as per Reso R-356-13 dated 572013.\$121,540.93 funded thru R-627-13.
Transfer the project from Jewish Community Services to MD CAHS as per R-627-13.

Proposed Accomplishments

Public Facilities : 1

Actual Accomplishments

Owner		Renter		Total		Person	
Total		Total		Total		Total	
Hispanic		Hispanic		Hispanic		Hispanic	

Number assisted:

PR03 - MIAMI DADE COUNTY

Page: 288 of 438

White:	0	0	0	0	0	0	0
Black/African American:	0	0	0	0	0	0	0
Asian:	0	0	0	0	0	0	0
American Indian/Alaskan Native:	0	0	0	0	0	0	0
Native Hawaiian/Other Pacific Islander:	0	0	0	0	0	0	0
American Indian/Alaskan Native & White:	0	0	0	0	0	0	0
Asian White:	0	0	0	0	0	0	0
Black/African American & White:	0	0	0	0	0	0	0
American Indian/Alaskan Native & Black/African American:	0	0	0	0	0	0	0
Other multi-racial:	0	0	0	0	0	0	0
Asian/Pacific Islander:	0	0	0	0	0	0	0
Hispanic:	0	0	0	0	0	0	0
Total:	0	0	0	0	0	0	0
Female-headed Households:	0		0		0		

Income Category:

	Owner	Renter	Total	Person
Extremely Low	0	0	0	0
Low Mod	0	0	0	0
Moderate	0	0	0	0
Non Low Moderate	0	0	0	0
Total	0	0	0	0
Percent Low/Mod				

Annual Accomplishments

Years	Accomplishment Narrative	# Benefitting
2011	The environmental clearance recieved on August 8, 2011. OSBM approved it on September 8, 2011. ISD is completing phase 1 and moving into the process to start phase 2 of this project.	
2012	ISD completed phase 1 and phase 2 of the project. As of December 31, 2012 only pending for ISD to submit the final invoices for payment to PHCD. The new reimbursement process is being work out between ISD and PHCD.	

PGM Year:	2010
Project:	0063 - Coalition of Florida Farmworker Organizations, Inc.
IDIS Activity:	5060 - Coalition of Florida Farmworker Organization Multi-Service Center

Status: Open
Location: 778 W Palm Dr Florida City, FL 33034-3224

Objective: Create suitable living environments
Outcome: Availability/accessibility
Matrix Code: Public Facilities and Improvement
(General) (03)

National Objective: LMA

Initial Funding Date: 01/17/2012

Financing

Funded Amount: 100,000.00
Drawn Thru Program Year: 85,356.12
Drawn In Program Year: 40,917.52

Description:

Facility improvements to include the installation of an emergency generator, landscaping, electronic gate, fencing, bus enclosure, walk way enclosure, gutter system, security cameras, IT wiring, etc.

Proposed Accomplishments

Public Facilities : 1

Total Population in Service Area: 415

Census Tract Percent Low / Mod: 64.80

Annual Accomplishments

Years	Accomplishment Narrative	# Benefitting
-------	--------------------------	---------------

2012	Activity is ongoing. Currently contractor is dealing with DERM to get the approval of plans.	
------	--	--

2013	activity is underway. The contract is extended until March 31, 2014.	
------	--	--

PGM Year: 2011**Project:** 0096 - Black Economic Development D/B/A Tools For Change- Micro Loan program (Program Income)**IDIS Activity:** 5113 - Black Economic Development D/B/A Tools for Change- Micro Loan Program (Program Income)

Status: Completed 12/3/2013 1:34:27 PM

Location: 180 NW 62nd St Miami, FL 33150-4543

Objective: Create economic opportunities

Outcome: Availability/accessibility

Matrix Code: Micro-Enterprise Assistance (18C)

National Objective: LMJ

Initial Funding Date: 03/29/2012**Financing**

Funded Amount: 156,421.00

Drawn Thru Program Year: 156,421.00

Drawn In Program Year: 0.00

Description:

Micro Loan and Technical Assistance Program resulting in the creation of 5 jobs for low and moderate income individuals.

Program income contract amended to reflect the total amount of \$156,421.

Proposed Accomplishments

Jobs : 5

Actual Accomplishments*Number assisted:*

	Owner		Renter		Total		Person	
	Total	Hispanic	Total	Hispanic	Total	Hispanic	Total	Hispanic
White:	0	0	0	0	0	0	4	3
Black/African American:	0	0	0	0	0	0	1	0
Asian:	0	0	0	0	0	0	0	0
American Indian/Alaskan Native:	0	0	0	0	0	0	0	0
Native Hawaiian/Other Pacific Islander:	0	0	0	0	0	0	0	0
American Indian/Alaskan Native & White:	0	0	0	0	0	0	0	0
Asian White:	0	0	0	0	0	0	0	0
Black/African American & White:	0	0	0	0	0	0	0	0
American Indian/Alaskan Native & Black/African American:	0	0	0	0	0	0	0	0
Other multi-racial:	0	0	0	0	0	0	0	0
Asian/Pacific Islander:	0	0	0	0	0	0	0	0
Hispanic:	0	0	0	0	0	0	0	0
Total:	0	0	0	0	0	0	5	3
Female-headed Households:	0		0		0			

Income Category:

	Owner	Renter	Total	Person
Extremely Low	0	0	0	0
Low Mod	0	0	0	5
Moderate	0	0	0	0
Non Low Moderate	0	0	0	0
Total	0	0	0	5
Percent Low/Mod				100.0%

Annual Accomplishments

Years	Accomplishment Narrative	# Benefitting
-------	--------------------------	---------------

2013 Created 5 jobs.

PGM Year: 2012

Project: 0003 - Habitat for Humanity-SHARP II Program (CDBG)

IDIS Activity: 5126 - Habitat for Humanity SHARP II Program

Status: Open

Location: various MIAMI, FL 33136

Objective: Provide decent affordable housing

Outcome: Affordability

Matrix Code: Rehab; Multi-Unit Residential (14B)

National Objective: LMH

Initial Funding Date: 04/19/2012

Financing

Funded Amount: 196,649.00

Drawn Thru Program Year: 195,634.00

Drawn In Program Year: 119,277.00

Description:

Residential rehabilitation for low-to-moderate income households who qualify as Senior Citizens, age 62 years or older.

The SHARP II Program will provide loans ranging from \$40,000 to \$60,000.

Activity created as per Resolution 1285-09.\$53,351.00 recaptured as per Reso R-356-13 dated 5/7/2013.

Proposed Accomplishments

Housing Units : 10

Actual Accomplishments

Number assisted:

	Owner		Renter		Total		Person	
	Total	Hispanic	Total	Hispanic	Total	Hispanic	Total	Hispanic
White:	0	0	0	0	0	0		0
Black/African American:	4	0	0	0	4	0	0	0
Asian:	0	0	0	0	0	0	0	0
American Indian/Alaskan Native:	0	0	0	0	0	0	0	0
Native Hawaiian/Other Pacific Islander:	0	0	0	0	0	0	0	0
American Indian/Alaskan Native & White:	0	0	0	0	0	0	0	0
Asian White:	0	0	0	0	0	0	0	0
Black/African American & White:	0	0	0	0	0	0	0	0
American Indian/Alaskan Native & Black/African American:	0	0	0	0	0	0	0	0
Other multi-racial:	0	0	0	0	0	0	0	0
Asian/Pacific Islander:	0	0	0	0	0	0	0	0
Hispanic:	0	0	0	0	0	0	0	0

Total:	4	0	0	0	4	0	0	0
---------------	----------	----------	----------	----------	----------	----------	----------	----------

Female-headed Households:	0		0		0			
---------------------------	---	--	---	--	---	--	--	--

<i>Income Category:</i>				
	Owner	Renter	Total	Person
Extremely Low	1	0	1	0
Low Mod	1	0	1	0
Moderate	2	0	2	0
Non Low Moderate	0	0	0	0
Total	4	0	4	0
Percent Low/Mod	100.0%		100.0%	

Annual Accomplishments

Years	Accomplishment Narrative	# Benefitting
-------	--------------------------	---------------

2012	Completed the rehab of 4 units. Activity is underway.	
------	---	--

PGM Year:	2011
Project:	0099 - PHCD Gibson Plaza Elevator Modernization
IDIS Activity:	5132 - PHCD-Gibson Plaza Elevator Modernization

Status:	Completed 3/25/2013 8:56:08 AM	Objective:	Provide decent affordable housing
Location:	3160 Mundy St Coconut Grove, FL 33133-4332	Outcome:	Affordability
		Matrix Code:	Rehab; Multi-Unit Residential (14B)
		National Objective:	LMH

Initial Funding Date:	06/01/2012
------------------------------	------------

Financing		Description:
Funded Amount:	60,261.67	Modernization of two elevators in a 65 unit elderly building.
Drawn Thru Program Year:	60,261.67	This funding was excess monies left over from the elevator modernization project at Singer Plaza (IDIS# 4886).
Drawn In Program Year:	0.00	Substantial amendments were done as per Resoluion 782-11.

Proposed Accomplishments

Housing Units : 65

Actual Accomplishments

<i>Number assisted:</i>	Owner		Renter		Total		Person	
	Total	Hispanic	Total	Hispanic	Total	Hispanic	Total	Hispanic
White:	0	0	56	54	56	54	0	0
Black/African American:	0	0	8	1	8	1	0	0
Asian:	0	0	0	0	0	0	0	0
American Indian/Alaskan Native:	0	0	0	0	0	0	0	0
Native Hawaiian/Other Pacific Islander:	0	0	0	0	0	0	0	0
American Indian/Alaskan Native & White:	0	0	0	0	0	0	0	0
Asian White:	0	0	0	0	0	0	0	0
Black/African American & White:	0	0	0	0	0	0	0	0
American Indian/Alaskan Native & Black/African American:	0	0	0	0	0	0	0	0

Other multi-racial:	0	0	0	0	0	0	0	0
Asian/Pacific Islander:	0	0	0	0	0	0	0	0
Hispanic:	0	0	0	0	0	0	0	0
Total:	0	0	64	55	64	55	0	0
Female-headed Households:	0		0		0			

Income Category:

	Owner	Renter	Total	Person
Extremely Low	0	62	62	0
Low Mod	0	2	2	0
Moderate	0	0	0	0
Non Low Moderate	0	0	0	0
Total	0	64	64	0
Percent Low/Mod		100.0%	100.0%	

Annual Accomplishments

Years	Accomplishment Narrative	# Benefitting
-------	--------------------------	---------------

2012 Modernized two elevators in a 65 unit elderly section 8 new construction building.

PGM Year: 2011

Project: 0100 - PHCD - Riverside Elevator Modernization

IDIS Activity: 5133 - MD PHCD-Riverside Elevator Modernization

Status: Completed 3/25/2013 8:49:48 AM

Location: 950 SW 1st St Miami, FL 33130-1149

Objective: Provide decent affordable housing

Outcome: Affordability

Matrix Code: Rehab; Multi-Unit Residential (14B)

National Objective: LMH

Initial Funding Date: 06/01/2012

Financing

Funded Amount: 29,048.42

Drawn Thru Program Year: 29,048.42

Drawn In Program Year: 0.00

Description:

Modernization of two elevators in a 75 unit elderly building.

This funding was excess monies left over from the elevator modernization projects at Singer Plaza (IDIS# 4886 and Little Havana (IDIS# 4887).

Proposed Accomplishments

Housing Units : 75

Actual Accomplishments

<i>Number assisted:</i>	Owner		Renter		Total		Person	
	Total	Hispanic	Total	Hispanic	Total	Hispanic	Total	Hispanic
White:	0	0	66	65	66	65	0	0
Black/African American:	0	0	4	3	4	3	0	0
Asian:	0	0	0	0	0	0	0	0
American Indian/Alaskan Native:	0	0	0	0	0	0	0	0
Native Hawaiian/Other Pacific Islander:	0	0	0	0	0	0	0	0
American Indian/Alaskan Native & White:	0	0	0	0	0	0	0	0

Asian White:	0	0	0	0	0	0	0	0
Black/African American & White:	0	0	0	0	0	0	0	0
American Indian/Alaskan Native & Black/African American:	0	0	0	0	0	0	0	0
Other multi-racial:	0	0	0	0	0	0	0	0
Asian/Pacific Islander:	0	0	0	0	0	0	0	0
Hispanic:	0	0	0	0	0	0	0	0
Total:	0	0	70	68	70	68	0	0

Female-headed Households: 0 0 0

Income Category:

	Owner	Renter	Total	Person
Extremely Low	0	69	69	0
Low Mod	0	1	1	0
Moderate	0	0	0	0
Non Low Moderate	0	0	0	0
Total	0	70	70	0
Percent Low/Mod		100.0%	100.0%	

Annual Accomplishments

Years	Accomplishment Narrative	# Benefitting
-------	--------------------------	---------------

2012 Modernized two elevators in 75 unit elderly section 8 new construction building

PGM Year: 2012

Project: 0005 - Hialeah-Dade Development, Inc.- Technical assistance to Businesses

IDIS Activity: 5137 - Hialeah-Dade Development, Inc.- Technical Assistance

Status: Completed 10/25/2013 12:45:40 PM

Location: 501 Palm Ave Hialeah, FL 33010-4719

Objective: Create economic opportunities

Outcome: Sustainability

Matrix Code: ED Technical Assistance (18B)

National Objective: LMJ

Initial Funding Date: 07/13/2012

Financing **Description:** Provide businesses with technical assistance, including loan packaging assistance, consulting, etc. Create a minimum of 6 jobs.\$55,891.93 recaptured as per Reso R-356-13 dated 572013.

Funded Amount: 154,103.57

Drawn Thru Program Year: 154,103.57

Drawn In Program Year: 44,013.82

Proposed Accomplishments

Jobs : 6

Actual Accomplishments

Number assisted:

	Owner		Renter		Total		Person	
	Total	Hispanic	Total	Hispanic	Total	Hispanic	Total	Hispanic
White:	0	0	0	0	0	0	5	4
Black/African American:	0	0	0	0	0	0	5	0
Asian:	0	0	0	0	0	0	0	0

American Indian/Alaskan Native:	0	0	0	0	0	0	0	0
Native Hawaiian/Other Pacific Islander:	0	0	0	0	0	0	0	0
American Indian/Alaskan Native & White:	0	0	0	0	0	0	0	0
Asian White:	0	0	0	0	0	0	0	0
Black/African American & White:	0	0	0	0	0	0	0	0
American Indian/Alaskan Native & Black/African American:	0	0	0	0	0	0	0	0
Other multi-racial:	0	0	0	0	0	0	6	0
Asian/Pacific Islander:	0	0	0	0	0	0	0	0
Hispanic:	0	0	0	0	0	0	0	0
Total:	0	0	0	0	0	0	16	4

Female-headed Households: 0 0 0

Income Category:

	Owner	Renter	Total	Person
Extremely Low	0	0	0	5
Low Mod	0	0	0	6
Moderate	0	0	0	1
Non Low Moderate	0	0	0	4
Total	0	0	0	16
Percent Low/Mod				75.0%

Annual Accomplishments

Years	Accomplishment Narrative	# Benefitting
-------	--------------------------	---------------

2012 16 jobs were created. 3390 businesses were provided with TA through consulting, mailings etc.

PGM Year: 2012

Project: 0006 - Neighbors and Neighbors Association-West Perrine Farmers Market

IDIS Activity: 5138 - Neighbors and Neighbors Association-West Perrine Farmers Market

Status: Open

Location: 18271 SW 109th Ave Miami, FL 33157-5045

Objective: Create economic opportunities

Outcome: Sustainability

Matrix Code: ED Technical Assistance (18B)

National Objective: LMJ

Initial Funding Date: 10/02/2012

Financing

Funded Amount: 14,000.00

Drawn Thru Program Year: 0.00

Drawn In Program Year: 0.00

Description:

Operate an open-air Farmer's Market to be known as the West Perine Community Farmer's Market, to provide direct technical assistance and microenterprise loans to MOM and POP businesses.

Proposed Accomplishments

Jobs : 1

Actual Accomplishments

Number assisted:	Owner		Renter		Total		Person	
	Total	Hispanic	Total	Hispanic	Total	Hispanic	Total	Hispanic

White:	0	0	0	0	0	0	0	0
Black/African American:	0	0	0	0	0	0	0	0
Asian:	0	0	0	0	0	0	0	0
American Indian/Alaskan Native:	0	0	0	0	0	0	0	0
Native Hawaiian/Other Pacific Islander:	0	0	0	0	0	0	0	0
American Indian/Alaskan Native & White:	0	0	0	0	0	0	0	0
Asian White:	0	0	0	0	0	0	0	0
Black/African American & White:	0	0	0	0	0	0	0	0
American Indian/Alaskan Native & Black/African American:	0	0	0	0	0	0	0	0
Other multi-racial:	0	0	0	0	0	0	0	0
Asian/Pacific Islander:	0	0	0	0	0	0	0	0
Hispanic:	0	0	0	0	0	0	0	0
Total:	0	0	0	0	0	0	0	0
Female-headed Households:	0		0		0			

<i>Income Category:</i>				
	Owner	Renter	Total	Person
Extremely Low	0	0	0	0
Low Mod	0	0	0	0
Moderate	0	0	0	0
Non Low Moderate	0	0	0	0
Total	0	0	0	0
Percent Low/Mod				

Annual Accomplishments

No data returned for this view. This might be because the applied filter excludes all data.

PGM Year:	2012		
Project:	0008 - Black Economic Development Coalition-Micro Lending Program		
IDIS Activity:	5140 - Black Economic Development Coalition- Micro Lending Program		
Status:	Open	Objective:	Create economic opportunities
Location:	180 NW 62nd St Miami, FL 33150-4543	Outcome:	Sustainability
		Matrix Code:	Micro-Enterprise Assistance (18C)
			National Objective: LMJ

Initial Funding Date:	09/10/2012	Description:
Financing		Provide microenterprise loans to small businesses, creating 6 jobs for low-moderate income persons within NRSAs.
Funded Amount:	250,000.00	\$50,000 awarded thru resolution R-562-12.
Drawn Thru Program Year:	243,758.60	
Drawn In Program Year:	96,874.92	

Proposed Accomplishments

Jobs : 6

Actual Accomplishments

Number assisted:

	Owner		Renter		Total		Person	
	Total	Hispanic	Total	Hispanic	Total	Hispanic	Total	Hispanic
White:	0	0	0	0	0	0		0
Black/African American:	0	0	0	0	0	0	0	0
Asian:	0	0	0	0	0	0	0	0
American Indian/Alaskan Native:	0	0	0	0	0	0	0	0
Native Hawaiian/Other Pacific Islander:	0	0	0	0	0	0	0	0
American Indian/Alaskan Native & White:	0	0	0	0	0	0	0	0
Asian White:	0	0	0	0	0	0	0	0
Black/African American & White:	0	0	0	0	0	0	0	0
American Indian/Alaskan Native & Black/African American:	0	0	0	0	0	0	0	0
Other multi-racial:	0	0	0	0	0	0	0	0
Asian/Pacific Islander:	0	0	0	0	0	0	0	0
Hispanic:	0	0	0	0	0	0	0	0
Total:	0	0	0	0	0	0	0	0
Female-headed Households:	0		0		0			

Income Category:

	Owner	Renter	Total	Person
Extremely Low	0	0	0	0
Low Mod	0	0	0	0
Moderate	0	0	0	0
Non Low Moderate	0	0	0	0
Total	0	0	0	0
Percent Low/Mod				

Annual Accomplishments

No data returned for this view. This might be because the applied filter excludes all data.

PGM Year:	2012
Project:	0009 - Black Economic Development Coalition-Technical Assistance to Entrepreeurs
IDIS Activity:	5141 - Black Economic Development Coalition-Technical Assistance for Entrepreneurs

Status:	Open	Objective:	Create economic opportunities
Location:	180 NW 62nd St Miami, FL 33150-4543	Outcome:	Sustainability
		Matrix Code:	ED Technical Assistance (18B)
		National Objective:	LMJ

Initial Funding Date:	09/07/2012	Description:	
Financing		Provide direct technical assistance to small business owners and recipients of loans from micro-enterprise loan program, e.g., workshops, financial management, business taxation, etc.	
Funded Amount:	150,000.00		
Drawn Thru Program Year:	145,009.95		
Drawn In Program Year:	65,895.49		

Proposed Accomplishments

Jobs : 2

Actual Accomplishments

Number assisted:

	Owner		Renter		Total		Person	
	Total	Hispanic	Total	Hispanic	Total	Hispanic	Total	Hispanic
White:	0	0	0	0	0	0		0
Black/African American:	0	0	0	0	0	0	0	0
Asian:	0	0	0	0	0	0	0	0
American Indian/Alaskan Native:	0	0	0	0	0	0	0	0
Native Hawaiian/Other Pacific Islander:	0	0	0	0	0	0	0	0
American Indian/Alaskan Native & White:	0	0	0	0	0	0	0	0
Asian White:	0	0	0	0	0	0	0	0
Black/African American & White:	0	0	0	0	0	0	0	0
American Indian/Alaskan Native & Black/African American:	0	0	0	0	0	0	0	0
Other multi-racial:	0	0	0	0	0	0	0	0
Asian/Pacific Islander:	0	0	0	0	0	0	0	0
Hispanic:	0	0	0	0	0	0	0	0
Total:	0	0	0	0	0	0	0	0
Female-headed Households:	0		0		0			

Income Category:

	Owner	Renter	Total	Person
Extremely Low	0	0	0	0
Low Mod	0	0	0	0
Moderate	0	0	0	0
Non Low Moderate	0	0	0	0
Total	0	0	0	0
Percent Low/Mod				

Annual Accomplishments

No data returned for this view. This might be because the applied filter excludes all data.

PGM Year:

2012

Project:

0010 - Dynamic Community Development Corp.-Micro Loan technical Assistance Program

IDIS Activity:

5142 - Dynamic Community Development Corporation-Micro Loan Technical Assistance Program

Status:

Open

Location:

3550 Biscayne Blvd Ste 304 Miami, FL 33137-3853

Objective:

Create economic opportunities

Outcome:

Sustainability

Matrix Code:

ED Technical Assistance (18B)

National Objective:

LMJ

Initial Funding Date:

10/02/2012

Description:

Provide technical assistance to 35 small businesses e.g., business startup, planning, accounting, financing and marketing skill training.
Create one (1) job.

Financing

Funded Amount:

80,000.00

Drawn Thru Program Year:

71,931.38

Drawn In Program Year:

42,846.89

Proposed Accomplishments

Jobs : 1

Actual Accomplishments

Number assisted:	Owner		Renter		Total		Person	
	Total	Hispanic	Total	Hispanic	Total	Hispanic	Total	Hispanic
White:	0	0	0	0	0	0	3	3
Black/African American:	0	0	0	0	0	0	0	0
Asian:	0	0	0	0	0	0	0	0
American Indian/Alaskan Native:	0	0	0	0	0	0	0	0
Native Hawaiian/Other Pacific Islander:	0	0	0	0	0	0	0	0
American Indian/Alaskan Native & White:	0	0	0	0	0	0	0	0
Asian White:	0	0	0	0	0	0	0	0
Black/African American & White:	0	0	0	0	0	0	0	0
American Indian/Alaskan Native & Black/African American:	0	0	0	0	0	0	0	0
Other multi-racial:	0	0	0	0	0	0	0	0
Asian/Pacific Islander:	0	0	0	0	0	0	0	0
Hispanic:	0	0	0	0	0	0	0	0
Total:	0	0	0	0	0	0	3	3
Female-headed Households:	0		0		0			

Income Category:

	Owner	Renter	Total	Person
Extremely Low	0	0	0	2
Low Mod	0	0	0	1
Moderate	0	0	0	0
Non Low Moderate	0	0	0	0
Total	0	0	0	3
Percent Low/Mod				100.0%

Annual Accomplishments

Years	Accomplishment Narrative	# Benefitting
-------	--------------------------	---------------

2012 Agency created one job.

2013 A total of 3 jobs were created.

PGM Year: 2012

Project: 0011 - Neighbors and Neighbors Association Inc.,-ESBH Business Incubator

IDIS Activity: 5143 - Neighbors and Neighbors Association Inc.,-ESBH Business Incubator

Status: Open

Location: 4055 NW 17th Ave Miami, FL 33142-4851

Objective: Create economic opportunities

Outcome: Sustainability

Matrix Code: ED Direct Financial Assistance to For-Profits (18A)

National Objective: LMJ

Initial Funding Date: 08/17/2012

Financing

Funded Amount: 200,000.00

Drawn Thru Program Year: 200,000.00

Drawn In Program Year: 63,868.72

Description:

Provide services thru commercial business incubator that provides adequate space for 10 small business operations.
Includes a desktop computer, printer, high-speed internet and basic office supplies and fax machine (community use).

Proposed Accomplishments

Jobs : 6

Actual Accomplishments

Number assisted:

	Owner		Renter		Total		Person	
	Total	Hispanic	Total	Hispanic	Total	Hispanic	Total	Hispanic
White:	0	0	0	0	0	0		0
Black/African American:	0	0	0	0	0	0	0	0
Asian:	0	0	0	0	0	0	0	0
American Indian/Alaskan Native:	0	0	0	0	0	0	0	0
Native Hawaiian/Other Pacific Islander:	0	0	0	0	0	0	0	0
American Indian/Alaskan Native & White:	0	0	0	0	0	0	0	0
Asian White:	0	0	0	0	0	0	0	0
Black/African American & White:	0	0	0	0	0	0	0	0
American Indian/Alaskan Native & Black/African American:	0	0	0	0	0	0	0	0
Other multi-racial:	0	0	0	0	0	0	0	0
Asian/Pacific Islander:	0	0	0	0	0	0	0	0

Hispanic:	0	0	0	0	0	0	0	0
Total:	0	0	0	0	0	0	0	0
Female-headed Households:	0		0		0			

<i>Income Category:</i>	Owner	Renter	Total	Person
Extremely Low	0	0	0	0
Low Mod	0	0	0	0
Moderate	0	0	0	0
Non Low Moderate	0	0	0	0
Total	0	0	0	0
Percent Low/Mod				

Annual Accomplishments

No data returned for this view. This might be because the applied filter excludes all data.

PGM Year:	2012									
Project:	0012 - Neighbors and Neighbors Association, Inc.-Technical Assistance to For-Profit Businesses									
IDIS Activity:	5144 - Neighbors and Neighbors Association, Inc.-Technical Assistance to For-Profit Businesses									
Status:	Open				Objective:	Create economic opportunities				
Location:	180 NW 62nd St Miami, FL 33150-4543				Outcome:	Sustainability				
					Matrix Code:	ED Technical Assistance (18B)			National Objective:	LMJ
Initial Funding Date:	07/31/2012				Description:	Mom & Pop Small BusinessTechnical Assistance Program, e.g., workshops, one-on-one counseling - countywide.				
Financing										
Funded Amount:	465,000.00									
Drawn Thru Program Year:	372,136.09									
Drawn In Program Year:	215,301.70									
Proposed Accomplishments										
Jobs : 14										
Actual Accomplishments										

American Indian/Alaskan Native:	0	0	0	0	0	0	0	0
Native Hawaiian/Other Pacific Islander:	0	0	0	0	0	0	0	0
American Indian/Alaskan Native & White:	0	0	0	0	0	0	0	0
Asian White:	0	0	0	0	0	0	0	0
Black/African American & White:	0	0	0	0	0	0	0	0
American Indian/Alaskan Native & Black/African American:	0	0	0	0	0	0	0	0
Other multi-racial:	0	0	0	0	0	0	0	0
Asian/Pacific Islander:	0	0	0	0	0	0	0	0
Hispanic:	0	0	0	0	0	0	0	0
Total:	0	0	0	0	0	0	0	0

Female-headed Households: 0 0 0

Income Category:

	Owner	Renter	Total	Person
Extremely Low	0	0	0	0
Low Mod	0	0	0	0
Moderate	0	0	0	0
Non Low Moderate	0	0	0	0
Total	0	0	0	0

Percent Low/Mod

Annual Accomplishments

Years	Accomplishment Narrative	# Benefitting
-------	--------------------------	---------------

2013 Agency created jobs. Staff is compling the beneficiary information.

PGM Year: 2012

Project: 0013 - North Dade Community Development Credit Union-Technical Assistance and Micro Loans to Businesses

IDIS Activity: 5145 - North Dade Community Development Federal Credit Union- Technical Assistance and Micro Loan

Status: Completed 10/22/2013 10:01:58 AM

Objective: Create economic opportunities

Location: 18591 NW 27th Ave Miami Gardens, FL 33056-3104

Outcome: Sustainability

Matrix Code: ED Technical Assistance (18B)

National Objective: LMJ

Initial Funding Date: 10/02/2012

Description:

Financing

Funded Amount: 60,000.00

Drawn Thru Program Year: 60,000.00

Drawn In Program Year: 60,000.00

Provide technical assistance, training, and micro loans to small businesses.

Create 3 jobs. Deducted \$104,000.00 from the funding amount of \$164,100.00 as per R-627-13.

Proposed Accomplishments

Jobs : 3

Actual Accomplishments

	Owner		Renter		Total		Person	
Number assisted:	Total	Hispanic	Total	Hispanic	Total	Hispanic	Total	Hispanic

White:	0	0	0	0	0	0	0	0
Black/African American:	0	0	0	0	0	0	2	0
Asian:	0	0	0	0	0	0	0	0
American Indian/Alaskan Native:	0	0	0	0	0	0	0	0
Native Hawaiian/Other Pacific Islander:	0	0	0	0	0	0	0	0
American Indian/Alaskan Native & White:	0	0	0	0	0	0	0	0
Asian White:	0	0	0	0	0	0	0	0
Black/African American & White:	0	0	0	0	0	0	0	0
American Indian/Alaskan Native & Black/African American:	0	0	0	0	0	0	0	0
Other multi-racial:	0	0	0	0	0	0	0	0
Asian/Pacific Islander:	0	0	0	0	0	0	0	0
Hispanic:	0	0	0	0	0	0	0	0
Total:	0	0	0	0	0	0	2	0
Female-headed Households:	0		0		0			

Income Category:

	Owner	Renter	Total	Person
Extremely Low	0	0	0	2
Low Mod	0	0	0	0
Moderate	0	0	0	0
Non Low Moderate	0	0	0	0
Total	0	0	0	2
Percent Low/Mod				100.0%

Annual Accomplishments

Years	Accomplishment Narrative	# Benefitting
--------------	---------------------------------	----------------------

2013 Created 2 jobs.

PGM Year: 2012

Project: 0014 - Partners for Self Employment-Micro-Loan Program

IDIS Activity: 5146 - Parners for Self Employment, Inc.,-Micro-Loan Program

Status: Completed 4/2/2013 10:33:16 AM

Location: 3000 Biscayne Blvd Ste 215 Miami, FL 33137-4129

Objective: Create economic opportunities

Outcome: Sustainability

Matrix Code: Micro-Enterprise Assistance (18C)

National Objective: LMJ

Initial Funding Date: 10/02/2012

Financing

Funded Amount: 198,595.62

Drawn Thru Program Year: 198,595.62

Drawn In Program Year: 149,364.79

Description:

Micro-loan Program provides training and technical assistance to new and expanding small businesses, as well as loans ranging from \$1K - \$35K.

Proposed Accomplishments

Jobs : 6

Actual Accomplishments

Number assisted:

	Owner		Renter		Total		Person	
	Total	Hispanic	Total	Hispanic	Total	Hispanic	Total	Hispanic
White:	0	0	0	0	0	0	6	4
Black/African American:	0	0	0	0	0	0	8	0
Asian:	0	0	0	0	0	0	0	0
American Indian/Alaskan Native:	0	0	0	0	0	0	0	0
Native Hawaiian/Other Pacific Islander:	0	0	0	0	0	0	0	0
American Indian/Alaskan Native & White:	0	0	0	0	0	0	0	0
Asian White:	0	0	0	0	0	0	0	0
Black/African American & White:	0	0	0	0	0	0	0	0
American Indian/Alaskan Native & Black/African American:	0	0	0	0	0	0	0	0
Other multi-racial:	0	0	0	0	0	0	0	0
Asian/Pacific Islander:	0	0	0	0	0	0	0	0
Hispanic:	0	0	0	0	0	0	0	0
Total:	0	0	0	0	0	0	14	4
Female-headed Households:	0		0		0			

Income Category:

	Owner	Renter	Total	Person
Extremely Low	0	0	0	6
Low Mod	0	0	0	8
Moderate	0	0	0	0
Non Low Moderate	0	0	0	0
Total	0	0	0	14
Percent Low/Mod				100.0%

Annual Accomplishments

Years	Accomplishment Narrative	# Benefitting
-------	--------------------------	---------------

2012 agency created 14 jobs.

PGM Year: 2012

Project: 0015 - Latin Missions Ministries, LLC

IDIS Activity: 5147 - Latin Missions Ministries, LLC.,- Alpha and Omega Day Care Center

Status: Open

Location: 7800 SW 56th St Miami, FL 33155-4311

Objective: Create suitable living environments

Outcome: Availability/accessibility

Matrix Code: Child Care Centers (03M)

National Objective: LMC

Initial Funding Date: 10/02/2012

Financing

Funded Amount: 92,050.00

Drawn Thru Program Year: 48,860.00

Description:

Rehabilitation of playground area, e.g., installation of shade ports, replacement of playground equipment and installation of rubber surface.
Servicing 50 low- to moderate-income children.

Drawn In Program Year: 48,860.00

Proposed Accomplishments

Public Facilities : 1

Actual Accomplishments

Number assisted:

	Owner		Renter		Total		Person	
	Total	Hispanic	Total	Hispanic	Total	Hispanic	Total	Hispanic
White:	0	0	0	0	0	0	38	38
Black/African American:	0	0	0	0	0	0	2	1
Asian:	0	0	0	0	0	0	0	0
American Indian/Alaskan Native:	0	0	0	0	0	0	0	0
Native Hawaiian/Other Pacific Islander:	0	0	0	0	0	0	0	0
American Indian/Alaskan Native & White:	0	0	0	0	0	0	0	0
Asian White:	0	0	0	0	0	0	0	0
Black/African American & White:	0	0	0	0	0	0	0	0
American Indian/Alaskan Native & Black/African American:	0	0	0	0	0	0	0	0
Other multi-racial:	0	0	0	0	0	0	0	0
Asian/Pacific Islander:	0	0	0	0	0	0	0	0
Hispanic:	0	0	0	0	0	0	0	0
Total:	0	0	0	0	0	0	40	39
Female-headed Households:	0		0		0			

Income Category:

	Owner	Renter	Total	Person
Extremely Low	0	0	0	28
Low Mod	0	0	0	0
Moderate	0	0	0	0
Non Low Moderate	0	0	0	12
Total	0	0	0	40
Percent Low/Mod				70.0%

Annual Accomplishments

Years	Accomplishment Narrative	# Benefitting
2012	Sub contractors were selected and submitted to Miami-Dade County. Waiting for Miami-Dade County's approval to work to commence.	
2013	Project is 100% complete. 40 people were assisted.	
PGM Year:	2012	
Project:	0016 - City of North Miami Beach-City of N. Miami beach Public Library	
IDIS Activity:	5148 - City of North Miami Beach-City of . Miami Public Library	
Status:	Open	Objective: Create suitable living environments
Location:	1601 NE 164th St North Miami Beach, FL 33162-4016	Outcome: Sustainability

Matrix Code: Public Facilities and Improvement
(General) (03)

National Objective: LMA

Initial Funding Date: 10/02/2012

Financing

Funded Amount: 140,000.00
Drawn Thru Program Year: 0.00
Drawn In Program Year: 0.00

Proposed Accomplishments

Public Facilities : 1
Total Population in Service Area: 4,117
Census Tract Percent Low / Mod: 66.60

Description:

Rehabilitation to include roof replacement, new flooring and bathroom remodeling.
Serve low-to-moderate income at-risk youths, adults, seniors and adolescent populations.

Annual Accomplishments

Years	Accomplishment Narrative	# Benefitting
2012	Presently working on specifications for bidding process. Activity is underway.	
2013	Pre-construction meeting was held in September 12, 2013. The anticipated date of start is late September 2013 (3rd quarter progress report) On site inspection of the roofs were done by PHCD team on November 26, 2013. extension of work requested by contractor due to unfprseen rainy days in Novemeber(2013 4th quarter progress report).	

PGM Year: 2012

Project: 0017 - City of Opa-Locka- lift station 11B Rehabilitation

IDIS Activity: 5149 - City of Opa-Locka-Lift Station 11B Rehabilitation

Status: Open

Location: South Side of Opa-Locka Blvd Opa-Locka, FL 33054

Objective: Create suitable living environments

Outcome: Availability/accessibility

Matrix Code: Water/Sewer Improvements (03J)

National Objective: LMA

Initial Funding Date: 10/02/2012

Financing

Funded Amount: 100,000.00
Drawn Thru Program Year: 0.00
Drawn In Program Year: 0.00

Proposed Accomplishments

People (General) : 880
Total Population in Service Area: 1,523
Census Tract Percent Low / Mod: 57.80

Description:

Rehabilitation of Lift Station 11B in Opa Locka NRSA

Annual Accomplishments

Years	Accomplishment Narrative	# Benefitting
2012	Activity is underway.	

PGM Year:2012

Project:0018 - City of Opa-Locka-Rehabilitation of Lift Station 11C

IDIS Activity:5150 - City of Opa-Locka-Rehabilitation of Lift Station 11C

Status:Open

Location:NW 135 Street and NW 32 Ave Opa-Locka, FL 33054

Objective:Create suitable living environments

Outcome:Availability/accessibility

Matrix Code:Water/Sewer Improvements (03J)

National Objective:LMA

Initial Funding Date:10/02/2012

Description:Rehabilitation of Lift Station 11C in Opa Locka NRSA

Financing

Funded Amount:300,000.00

Drawn Thru Program Year:300,000.00

Drawn In Program Year:300,000.00

Proposed Accomplishments

People (General) : 880

Total Population in Service Area: 1,523

Census Tract Percent Low / Mod: 57.80

Annual Accomplishments

Years	Accomplishment Narrative	# Benefitting
2012	Activity is underway.	

PGM Year:2012

Project:0019 - City of West Miami-Senior Center

IDIS Activity:5151 - City of West Miami Senior Center

Status:Open

Location:901 SW 62nd Ave West Miami, FL 33144-4805

Objective:Create suitable living environments

Outcome:Availability/accessibility

Matrix Code:Senior Centers (03A)

National Objective:LMC

Initial Funding Date:10/02/2012

Description:Renovation of City of West Miami Senior Center

Financing

Funded Amount:69,600.00

Drawn Thru Program Year:40,636.06

Drawn In Program Year:40,636.06

Proposed Accomplishments

Public Facilities : 1

Actual Accomplishments

Number assisted:	Owner		Renter		Total		Person	
	Total	Hispanic	Total	Hispanic	Total	Hispanic	Total	Hispanic
White:	0	0	0	0	0	0	123	123
Black/African American:	0	0	0	0	0	0	0	0
Asian:	0	0	0	0	0	0	0	0

PR03 - MIAMI DADE COUNTY

Page: 307 of 438

American Indian/Alaskan Native:	0	0	0	0	0	0	0	0
Native Hawaiian/Other Pacific Islander:	0	0	0	0	0	0	0	0
American Indian/Alaskan Native & White:	0	0	0	0	0	0	0	0
Asian White:	0	0	0	0	0	0	0	0
Black/African American & White:	0	0	0	0	0	0	0	0
American Indian/Alaskan Native & Black/African American:	0	0	0	0	0	0	0	0
Other multi-racial:	0	0	0	0	0	0	0	0
Asian/Pacific Islander:	0	0	0	0	0	0	0	0
Hispanic:	0	0	0	0	0	0	0	0
Total:	0	0	0	0	0	0	123	123

Female-headed Households: 0 0 0

Income Category:

	Owner	Renter	Total	Person
Extremely Low	0	0	0	0
Low Mod	0	0	0	123
Moderate	0	0	0	0
Non Low Moderate	0	0	0	0
Total	0	0	0	123
Percent Low/Mod				100.0%

Annual Accomplishments

Years	Accomplishment Narrative	# Benefitting
2012	Activity is underway. Environmental clearance completed. Project in planning stage.	
2013	Activity completed.	

PGM Year: 2012
Project: 0020 - Community Health of South Florida, Inc.
IDIS Activity: 5152 - Community Health of South Florida, Inc.-West Perrine Health Center Expansion

Status: Open Objective: Create suitable living environments
Location: 18255 Homestead Ave Miami, FL 33157-5564 Outcome: Sustainability

Matrix Code: Health Facilities (03P) National Objective: LMA

Initial Funding Date: 10/02/2012

Financing

Funded Amount: 170,000.00
Drawn Thru Program Year: 20,145.00
Drawn In Program Year: 20,145.00

Description:

CHI proposes to improve the West Perrine Health Center to increase access to health care services. Improvements will include the expansion of 4 existing exam rooms to 8. This improvement will increase access to health care services to residents of the Perrine NRSA.

Proposed Accomplishments

Public Facilities : 1
Total Population in Service Area: 1,317
Census Tract Percent Low / Mod: 74.80

Annual Accomplishments

Years	Accomplishment Narrative	# Benefitting
--------------	---------------------------------	----------------------

2012	Activity is in the design phase. Activity is underway.	
------	--	--

PGM Year:	2012
------------------	------

Project:	0021 - Community Action and Human Services-Greater Miami Service Corps
-----------------	--

IDIS Activity:	5153 - MD Community Action and Human Services-Greater Miami Service Corps
-----------------------	---

Status:	Open
---------	------

Location:	701 NW 1st Ct Miami, FL 33136-3902
-----------	------------------------------------

Objective:	Create suitable living environments
------------	-------------------------------------

Outcome:	Sustainability
----------	----------------

Matrix Code:	Code Enforcement (15)
--------------	-----------------------

National Objective:	LMA
---------------------	-----

Initial Funding Date:	10/02/2012
------------------------------	------------

Financing

Funded Amount:	170,000.00
----------------	------------

Drawn Thru Program Year:	169,751.00
--------------------------	------------

Drawn In Program Year:	169,751.00
------------------------	------------

Description:

Provide daily graffiti control and eradication on private and public properties serving 16 sites throughout the CDBG NRSAs.

Proposed Accomplishments

Housing Units : 16

Total Population in Service Area: 1,554

Census Tract Percent Low / Mod: 85.90

Annual Accomplishments

Years	Accomplishment Narrative	# Benefitting
--------------	---------------------------------	----------------------

2012	recruited Corps members. provided workforce, safety & community service, experience, education, life skill training. Corpsmembers participated in four NRSA sites this year and eleven other sites this year.	
------	---	--

PGM Year:	2012
------------------	------

Project:	0022 - Community Action and Human Services-Treatment Alternatives to Street Crime
-----------------	---

IDIS Activity:	5154 - MD Community Action and Human Services-Treatment Alternatives to Street Crime
-----------------------	--

Status:	Completed 3/29/2013 11:06:06 AM
---------	---------------------------------

Location:	701 NW 1st Ct Miami, FL 33136-3902
-----------	------------------------------------

Objective:	Create suitable living environments
------------	-------------------------------------

Outcome:	Availability/accessibility
----------	----------------------------

Matrix Code:	Youth Services (05D)
--------------	----------------------

National Objective:	LMC
---------------------	-----

Initial Funding Date:	10/02/2012
------------------------------	------------

Financing

Funded Amount:	350,000.00
----------------	------------

Drawn Thru Program Year:	350,000.00
--------------------------	------------

Drawn In Program Year:	35,261.54
------------------------	-----------

Description:

Provide specialized assessments and treatment alternatives to 168 youths from low-to-moderate income families referred by and involved in the criminal justice system in Miami-Dade County.

Proposed Accomplishments

People (General) : 168

Actual Accomplishments

Number assisted:

	Owner		Renter		Total		Person	
	Total	Hispanic	Total	Hispanic	Total	Hispanic	Total	Hispanic
White:	0	0	0	0	0	0	18	0
Black/African American:	0	0	0	0	0	0	64	0
Asian:	0	0	0	0	0	0	0	0
American Indian/Alaskan Native:	0	0	0	0	0	0	0	0
Native Hawaiian/Other Pacific Islander:	0	0	0	0	0	0	0	0
American Indian/Alaskan Native & White:	0	0	0	0	0	0	0	0
Asian White:	0	0	0	0	0	0	0	0
Black/African American & White:	0	0	0	0	0	0	0	0
American Indian/Alaskan Native & Black/African American:	0	0	0	0	0	0	0	0
Other multi-racial:	0	0	0	0	0	0	82	72
Asian/Pacific Islander:	0	0	0	0	0	0	0	0
Hispanic:	0	0	0	0	0	0	0	0
Total:	0	0	0	0	0	0	164	72
Female-headed Households:	0		0		0			

Income Category:

	Owner	Renter	Total	Person
Extremely Low	0	0	0	142
Low Mod	0	0	0	16
Moderate	0	0	0	6
Non Low Moderate	0	0	0	0
Total	0	0	0	164
Percent Low/Mod				100.0%

Annual Accomplishments

Years	Accomplishment Narrative	# Benefitting
-------	--------------------------	---------------

2012 164 persons were assisted with this activity.

PGM Year: 2012

Project: 0023 - Curley's House of Style, Inc.

IDIS Activity: 5155 - Curley's House of Style, Inc.

Status: Completed 4/19/2013 1:25:31 PM

Location: 6025 NW 6th Ct Miami, FL 33127-1146

Objective: Create suitable living environments

Outcome: Availability/accessibility

Matrix Code: Senior Services (05A)

National Objective: LMC

Initial Funding Date: 10/02/2012

Financing

Funded Amount: 50,012.37

Drawn Thru Program Year: 50,012.37

Description:

Provide nutritional bulk food and healthy eating workshops to a minimum of 45 seniors monthly.

Drawn In Program Year: 7,960.00

Proposed Accomplishments

People (General) : 45

Actual Accomplishments

Number assisted:

	Owner		Renter		Total		Person	
	Total	Hispanic	Total	Hispanic	Total	Hispanic	Total	Hispanic
White:	0	0	0	0	0	0	3	3
Black/African American:	0	0	0	0	0	0	38	0
Asian:	0	0	0	0	0	0	0	0
American Indian/Alaskan Native:	0	0	0	0	0	0	0	0
Native Hawaiian/Other Pacific Islander:	0	0	0	0	0	0	0	0
American Indian/Alaskan Native & White:	0	0	0	0	0	0	0	0
Asian White:	0	0	0	0	0	0	0	0
Black/African American & White:	0	0	0	0	0	0	0	0
American Indian/Alaskan Native & Black/African American:	0	0	0	0	0	0	0	0
Other multi-racial:	0	0	0	0	0	0	4	0
Asian/Pacific Islander:	0	0	0	0	0	0	0	0
Hispanic:	0	0	0	0	0	0	0	0
Total:	0	0	0	0	0	0	45	3
Female-headed Households:	0		0		0			

Income Category:

	Owner	Renter	Total	Person
Extremely Low	0	0	0	45
Low Mod	0	0	0	0
Moderate	0	0	0	0
Non Low Moderate	0	0	0	0
Total	0	0	0	45
Percent Low/Mod				100.0%

Annual Accomplishments

Years	Accomplishment Narrative	# Benefitting
2012	45 clients were served during the year	

PGM Year: 2012

Project: 0024 - Goulds Coalition of Ministries & Lay people, Inc.-Homeless Services

IDIS Activity: 5156 - Goulds Coalition of Ministries & lay people, Inc.-Homeless Services

Status: Completed 5/17/2013 11:59:36 AM

Location: 11500 SW 220th St Miami, FL 33170-2916

Objective: Create suitable living environments

Outcome: Availability/accessibility

Matrix Code: Public Services (General) (05)

National Objective: LMA

Initial Funding Date:		09/28/2012	Description:							
Financing			Provide services for homeless persons and families in need. Serving Goulds, LeisureNaranja NRSAs.							
Funded Amount:		65,359.66								
Drawn Thru Program Year:		65,359.66								
Drawn In Program Year:		11,529.48								
Proposed Accomplishments										
People (General) : 200										
Total Population in Service Area: 1,317										
Census Tract Percent Low / Mod: 74.80										
Annual Accomplishments										
Years	Accomplishment Narrative							# Benefitting		
2012	Provided homeless services to 667 people. activity is completed pending financial closeout.									
PGM Year:	2012									
Project:	0025 - Litle Havana Activities and Nutrition Centers of dade County-Elderly Meals Program									
IDIS Activity:	5157 - Little Havana Activities and Nutrition Centers of Dade County-Elderly Meals Program									
Status:	Completed 3/29/2013 1:06:48 PM		Objective:	Create suitable living environments						
Location:	8551 Hammocks Blvd., Miami, FL 33183		Outcome:	Availability/accessibility						
			Matrix Code:	Senior Services (05A)		National Objective: LMC				
Initial Funding Date:		10/02/2012	Description:							
Financing			Provide meals to approximately 345 low- to moderate-income elderly for Districts 5, 7, 10 and 11.							
Funded Amount:		143,599.95								
Drawn Thru Program Year:		143,599.95								
Drawn In Program Year:		17,431.16								
Proposed Accomplishments										
People (General) : 345										
Actual Accomplishments										
<i>Number assisted:</i>			Owner		Renter		Total		Person	
			Total	Hispanic	Total	Hispanic	Total	Hispanic	Total	Hispanic
White:			0	0	0	0	0	0	391	375
Black/African American:			0	0	0	0	0	0	18	11
Asian:			0	0	0	0	0	0	0	0
American Indian/Alaskan Native:			0	0	0	0	0	0	0	0
Native Hawaiian/Other Pacific Islander:			0	0	0	0	0	0	0	0
American Indian/Alaskan Native & White:			0	0	0	0	0	0	0	0
Asian White:			0	0	0	0	0	0	0	0
Black/African American & White:			0	0	0	0	0	0	0	0
American Indian/Alaskan Native & Black/African American:			0	0	0	0	0	0	0	0
Other multi-racial:			0	0	0	0	0	0	0	0

Asian/Pacific Islander:	0	0	0	0	0	0	0	0
Hispanic:	0	0	0	0	0	0	0	0
Total:	0	0	0	0	0	0	409	386
Female-headed Households:	0		0		0			

Income Category:

	Owner	Renter	Total	Person
Extremely Low	0	0	0	389
Low Mod	0	0	0	20
Moderate	0	0	0	0
Non Low Moderate	0	0	0	0
Total	0	0	0	409
Percent Low/Mod				100.0%

Annual Accomplishments

Years	Accomplishment Narrative	# Benefitting
-------	--------------------------	---------------

2012 409 people were served during the year.

PGM Year: 2012

Project: 0026 - Hosanna Community Foundation, Inc.

IDIS Activity: 5158 - Hosanna Community Foundation, Inc.-Youth Leadership Program

Status: Completed 6/13/2013 11:31:10 AM

Location: 2171 NW 56th St Miami, FL 33142-3011

Objective: Create suitable living environments

Outcome: Availability/accessibility

Matrix Code: Youth Services (05D)

National Objective: LMC

Initial Funding Date: 10/02/2012

Financing

Funded Amount: 17,203.82

Drawn Thru Program Year: 17,203.82

Drawn In Program Year: 15,608.69

Description:

Provide services to 8 youths (ages 6 - 18), e.g., academic tutoring, social skill development - life skills, nutrition/hygiene, etc.
- Model City NRSA.

Proposed Accomplishments

People (General) : 8

Actual Accomplishments

Number assisted:

	Owner		Renter		Total		Person	
	Total	Hispanic	Total	Hispanic	Total	Hispanic	Total	Hispanic
White:	0	0	0	0	0	0		0
Black/African American:	0	0	0	0	0	0	32	2
Asian:	0	0	0	0	0	0	0	0
American Indian/Alaskan Native:	0	0	0	0	0	0	0	0
Native Hawaiian/Other Pacific Islander:	0	0	0	0	0	0	0	0
American Indian/Alaskan Native & White:	0	0	0	0	0	0	0	0
Asian White:	0	0	0	0	0	0	0	0

Black/African American & White:	0	0	0	0	0	0	0	0
American Indian/Alaskan Native & Black/African American:	0	0	0	0	0	0	0	0
Other multi-racial:	0	0	0	0	0	0	0	0
Asian/Pacific Islander:	0	0	0	0	0	0	0	0
Hispanic:	0	0	0	0	0	0	0	0
Total:	0	0	0	0	0	0	32	2

Female-headed Households: 0 0 0

Income Category:

	Owner	Renter	Total	Person
Extremely Low	0	0	0	31
Low Mod	0	0	0	0
Moderate	0	0	0	0
Non Low Moderate	0	0	0	1
Total	0	0	0	32
Percent Low/Mod				96.9%

Annual Accomplishments

Years	Accomplishment Narrative	# Benefitting
-------	--------------------------	---------------

2012 Assisted 30 persons with youth leadership program.

PGM Year: 2012

Project: 0027 - Lirraf'O Inc. d/b/a O'Farrill Learning Center

IDIS Activity: 5159 - Lirraf'O, Inc. dba O'Farrill Learning Center- Pre

Status: Completed 3/21/2013 11:36:38 AM

Location: 6741 SW 24th St Miami, FL 33155-1762

Objective: Create suitable living environments

Outcome: Availability/accessibility

Matrix Code: Youth Services (05D)

National Objective: LMC

Initial Funding Date: 10/02/2012

Financing

Funded Amount: 17,950.00

Drawn Thru Program Year: 17,950.00

Drawn In Program Year: 0.00

Description:

Provide 93 low-income children (ages 3-5) pre-reading and re-writing readiness instruction, in eligible block groups located within Districts 6, 10 and 12.

Proposed Accomplishments

People (General) : 93

Actual Accomplishments

Number assisted:

	Owner		Renter		Total		Person	
	Total	Hispanic	Total	Hispanic	Total	Hispanic	Total	Hispanic
White:	0	0	0	0	0	0	103	99
Black/African American:	0	0	0	0	0	0	26	26
Asian:	0	0	0	0	0	0	0	0
American Indian/Alaskan Native:	0	0	0	0	0	0	0	0

Native Hawaiian/Other Pacific Islander:	0	0	0	0	0	0	0	0
American Indian/Alaskan Native & White:	0	0	0	0	0	0	0	0
Asian White:	0	0	0	0	0	0	0	0
Black/African American & White:	0	0	0	0	0	0	0	0
American Indian/Alaskan Native & Black/African American:	0	0	0	0	0	0	0	0
Other multi-racial:	0	0	0	0	0	0	0	0
Asian/Pacific Islander:	0	0	0	0	0	0	0	0
Hispanic:	0	0	0	0	0	0	0	0
Total:	0	0	0	0	0	0	129	125

Female-headed Households: 0 0 0

Income Category:

	Owner	Renter	Total	Person
Extremely Low	0	0	0	129
Low Mod	0	0	0	0
Moderate	0	0	0	0
Non Low Moderate	0	0	0	0
Total	0	0	0	129
Percent Low/Mod				100.0%

Annual Accomplishments

Years	Accomplishment Narrative	# Benefitting
2012	129 children recieved pre-reading and pre-writing curriculum from January to December.	

PGM Year: 2012

Project: 0028 - World Literacy Crusade of FI- Sister Circle mentoring Program

IDIS Activity: 5160 - World Literacy Crusade of FI-Sister Circle Mentoring Program

Status: Completed 5/31/2013 11:24:26 AM

Location: 6015 NW 7th Ave Miami, FL 33127-1109

Objective: Create suitable living environments

Outcome: Availability/accessibility

Matrix Code: Youth Services (05D)

National Objective: LMC

Initial Funding Date: 10/02/2012

Financing

Funded Amount: 10,000.00

Drawn Thru Program Year: 10,000.00

Drawn In Program Year: 2,373.00

Description:

Provide year-round mentoring program after school and summer programs for 19 at-risk girls.

Proposed Accomplishments

People (General) : 19

Actual Accomplishments

	Owner		Renter		Total		Person	
<i>Number assisted:</i>	Total	Hispanic	Total	Hispanic	Total	Hispanic	Total	Hispanic

White:	0	0	0	0	0	0	0	0
Black/African American:	0	0	0	0	0	0	19	1
Asian:	0	0	0	0	0	0	0	0
American Indian/Alaskan Native:	0	0	0	0	0	0	0	0
Native Hawaiian/Other Pacific Islander:	0	0	0	0	0	0	0	0
American Indian/Alaskan Native & White:	0	0	0	0	0	0	0	0
Asian White:	0	0	0	0	0	0	0	0
Black/African American & White:	0	0	0	0	0	0	0	0
American Indian/Alaskan Native & Black/African American:	0	0	0	0	0	0	0	0
Other multi-racial:	0	0	0	0	0	0	0	0
Asian/Pacific Islander:	0	0	0	0	0	0	0	0
Hispanic:	0	0	0	0	0	0	0	0
Total:	0	0	0	0	0	0	19	1
Female-headed Households:	0		0		0			

Income Category:

	Owner	Renter	Total	Person
Extremely Low	0	0	0	3
Low Mod	0	0	0	8
Moderate	0	0	0	8
Non Low Moderate	0	0	0	0
Total	0	0	0	19
Percent Low/Mod				100.0%

Annual Accomplishments

Years	Accomplishment Narrative	# Benefitting
-------	--------------------------	---------------

2012 Assisted 19 at-risk girls.

PGM Year: 2012

Project: 0029 - Miami Beach Community Development Corp.-Homebuyer Education and Counseling Services

IDIS Activity: 5161 - Miami Beach CDC-Homebuyer Education and Counseling Services

Status: Completed 7/15/2013 9:31:33 AM

Location: 945 Pennsylvania Ave Miami Beach, FL 33139-5482

Objective: Provide decent affordable housing

Outcome: Affordability

Matrix Code: Housing Counseling (05U)

National Objective: LMC

Initial Funding Date: 10/02/2012

Financing

Funded Amount: 54,100.00

Drawn Thru Program Year: 54,100.00

Drawn In Program Year: 18,832.51

Description:

Provide Homebuyer counseling and education services to 200 low-to-moderate income residents with follow-up one-on-one counseling session with a certified housing counselor in preparation for becoming a homeowner.

Proposed Accomplishments

Households (General) : 200

Actual Accomplishments

Number assisted:

	Owner		Renter		Total		Person	
	Total	Hispanic	Total	Hispanic	Total	Hispanic	Total	Hispanic
White:	147	147	0	0	147	147	0	0
Black/African American:	4	4	0	0	4	4	0	0
Asian:	0	0	0	0	0	0	0	0
American Indian/Alaskan Native:	0	0	0	0	0	0	0	0
Native Hawaiian/Other Pacific Islander:	0	0	0	0	0	0	0	0
American Indian/Alaskan Native & White:	0	0	0	0	0	0	0	0
Asian White:	0	0	0	0	0	0	0	0
Black/African American & White:	0	0	0	0	0	0	0	0
American Indian/Alaskan Native & Black/African American:	0	0	0	0	0	0	0	0
Other multi-racial:	1	1	0	0	1	1	0	0
Asian/Pacific Islander:	0	0	0	0	0	0	0	0
Hispanic:	0	0	0	0	0	0	0	0
Total:	152	152	0	0	152	152	0	0
Female-headed Households:	0		0		0			

Income Category:

	Owner	Renter	Total	Person
Extremely Low	0	0	0	0
Low Mod	92	0	92	0
Moderate	41	0	41	0
Non Low Moderate	19	0	19	0
Total	152	0	152	0
Percent Low/Mod	87.5%		87.5%	

Annual Accomplishments

Years	Accomplishment Narrative	# Benefitting
-------	--------------------------	---------------

2012 152 clients were served

PGM Year: 2012

Project: 0030 - Community Action and Human Services

IDIS Activity: 5162 - MD Community Action and Human Services-Arthur Mays Village Public Housing Rehabilitation

Status: Open

Location: 11341 SW 216th St Miami, FL 33170-2910

Objective: Provide decent affordable housing

Outcome: Affordability

Matrix Code: Public Housing Modernization (14C)

National Objective: LMH

Initial Funding Date: 10/02/2012

Financing

Description:

Air conditioning and weatherization for Arthur Mays Villas.

Funded Amount: 194,959.00

Drawn Thru Program Year: 190,956.82

Drawn In Program Year: 190,956.82

Proposed Accomplishments

Housing Units : 184

Actual Accomplishments

Number assisted:

	Owner		Renter		Total		Person	
	Total	Hispanic	Total	Hispanic	Total	Hispanic	Total	Hispanic
White:	3	0	0	0	3	0	0	0
Black/African American:	27	0	0	0	27	0	0	0
Asian:	0	0	0	0	0	0	0	0
American Indian/Alaskan Native:	0	0	0	0	0	0	0	0
Native Hawaiian/Other Pacific Islander:	0	0	0	0	0	0	0	0
American Indian/Alaskan Native & White:	0	0	0	0	0	0	0	0
Asian White:	0	0	0	0	0	0	0	0
Black/African American & White:	0	0	0	0	0	0	0	0
American Indian/Alaskan Native & Black/African American:	0	0	0	0	0	0	0	0
Other multi-racial:	0	0	0	0	0	0	0	0
Asian/Pacific Islander:	0	0	0	0	0	0	0	0
Hispanic:	0	0	0	0	0	0	0	0
Total:	30	0	0	0	30	0	0	0
Female-headed Households:	0		0		0			

Income Category:

	Owner	Renter	Total	Person
Extremely Low	0	0	0	0
Low Mod	15	0	15	0
Moderate	15	0	15	0
Non Low Moderate	0	0	0	0
Total	30	0	30	0
Percent Low/Mod	100.0%		100.0%	

Annual Accomplishments

Years	Accomplishment Narrative	# Benefitting
2012	30 homeowners living in Arthur May villas have recieved weatherization services and miscallaneous rehabilitation. The approximate balance of 5k will be used to complete some additional work in the next 40 days.	
PGM Year:	2012	
Project:	0031 - Miami-Dade PHCD-CDBG Program Administration	
IDIS Activity:	5163 - Miami-Dade PHCD-CDBG Program Administration	
Status:	Open	Objective:
Location:	,	Outcome:
		Matrix Code: General Program Administration (21A)
		National Objective:

Initial Funding Date: 09/27/2012

Financing

Funded Amount: 1,954,755.18
Drawn Thru Program Year: 1,954,755.18
Drawn In Program Year: 2,982.06

Description:

Administration of the Community Development Block Group Program, coordination of CDBG planning process, planning for Neighborhood Revitalization Strategy Areas, monitoring of subrecipients and contract development.

Proposed Accomplishments

Actual Accomplishments

Number assisted:

	Owner		Renter		Total		Person	
	Total	Hispanic	Total	Hispanic	Total	Hispanic	Total	Hispanic
White:					0	0		
Black/African American:					0	0		
Asian:					0	0		
American Indian/Alaskan Native:					0	0		
Native Hawaiian/Other Pacific Islander:					0	0		
American Indian/Alaskan Native & White:					0	0		
Asian White:					0	0		
Black/African American & White:					0	0		
American Indian/Alaskan Native & Black/African American:					0	0		
Other multi-racial:					0	0		
Asian/Pacific Islander:					0	0		
Hispanic:					0	0		
Total:	0	0	0	0	0	0	0	0
Female-headed Households:					0			

Income Category:

	Owner	Renter	Total	Person
Extremely Low			0	
Low Mod			0	
Moderate			0	
Non Low Moderate			0	
Total	0	0	0	0
Percent Low/Mod				

Annual Accomplishments

No data returned for this view. This might be because the applied filter excludes all data.

PGM Year: 2012
Project: 0032 - Teen Up-Ward Bound, Inc.- Sports Enrichment Camp
IDIS Activity: 5164 - Teen Up-Ward Bound, Inc.-Sports Enrichment Camp

Status: Completed 5/17/2013 11:51:18 AM
Location: 3869 NW 125th St Miami, FL 33054-4515

Objective: Create suitable living environments
Outcome: Availability/accessibility
Matrix Code: Youth Services (05D)

National Objective: LMC

Initial Funding Date: 10/02/2012

Financing

Funded Amount: 30,329.72
Drawn Thru Program Year: 30,329.72
Drawn In Program Year: 16,995.30

Description:

Provide youth services and recreational activities using sports as a tool to demonstrate team work and self-esteem skills.
Program to offer basic life skills training.

Proposed Accomplishments

People (General) : 25

Actual Accomplishments

Number assisted:

	Owner		Renter		Total		Person	
	Total	Hispanic	Total	Hispanic	Total	Hispanic	Total	Hispanic
White:	0	0	0	0	0	0	1	1
Black/African American:	0	0	0	0	0	0	24	0
Asian:	0	0	0	0	0	0	0	0
American Indian/Alaskan Native:	0	0	0	0	0	0	0	0
Native Hawaiian/Other Pacific Islander:	0	0	0	0	0	0	0	0
American Indian/Alaskan Native & White:	0	0	0	0	0	0	0	0
Asian White:	0	0	0	0	0	0	0	0
Black/African American & White:	0	0	0	0	0	0	0	0
American Indian/Alaskan Native & Black/African American:	0	0	0	0	0	0	0	0
Other multi-racial:	0	0	0	0	0	0	0	0
Asian/Pacific Islander:	0	0	0	0	0	0	0	0
Hispanic:	0	0	0	0	0	0	0	0
Total:	0	0	0	0	0	0	25	1
Female-headed Households:	0		0		0			

Income Category:

	Owner	Renter	Total	Person
Extremely Low	0	0	0	0
Low Mod	0	0	0	0
Moderate	0	0	0	25
Non Low Moderate	0	0	0	0
Total	0	0	0	25
Percent Low/Mod				100.0%

Annual Accomplishments

Years	Accomplishment Narrative	# Benefitting
-------	--------------------------	---------------

2012	25 youth were assisted with the program during the year.	
------	--	--

PGM Year: 2012

Project: 0033 - Miami-Dade Juvenile Services-Diversion Programs

IDIS Activity: 5165 - Miami-Dade Juvenile Services-Diversion Programs

Status: Completed 3/25/2013 7:39:19 AM

Location: 275 NW 2nd St Miami, FL 33128-1741

Objective: Create suitable living environments

Outcome: Availability/accessibility

Matrix Code: Youth Services (05D)

National Objective: LMC

Initial Funding Date: 09/19/2012

Financing

Funded Amount: 22,000.00

Drawn Thru Program Year: 22,000.00

Drawn In Program Year: 0.00

Description:

Provide service delivery cost for assessment and screening, individualized performance plans, and case management services to at-risk youths who have been pre-arrested and/or arrested in Miami-Dade County.

This program will serve low-to-moderate income juveniles living in CDBG eligible block groups.

Proposed Accomplishments

People (General) : 120

Actual Accomplishments

Number assisted:

	Owner		Renter		Total		Person	
	Total	Hispanic	Total	Hispanic	Total	Hispanic	Total	Hispanic
White:	0	0	0	0	0	0	25	25
Black/African American:	0	0	0	0	0	0	100	2
Asian:	0	0	0	0	0	0	0	0
American Indian/Alaskan Native:	0	0	0	0	0	0	0	0
Native Hawaiian/Other Pacific Islander:	0	0	0	0	0	0	0	0
American Indian/Alaskan Native & White:	0	0	0	0	0	0	0	0
Asian White:	0	0	0	0	0	0	0	0
Black/African American & White:	0	0	0	0	0	0	0	0
American Indian/Alaskan Native & Black/African American:	0	0	0	0	0	0	0	0
Other multi-racial:	0	0	0	0	0	0	0	0
Asian/Pacific Islander:	0	0	0	0	0	0	0	0
Hispanic:	0	0	0	0	0	0	0	0
Total:	0	0	0	0	0	0	125	27
Female-headed Households:	0		0		0			

Income Category:

	Owner	Renter	Total	Person
Extremely Low	0	0	0	0
Low Mod	0	0	0	0
Moderate	0	0	0	70
Non Low Moderate	0	0	0	55

Total	0	0	0	125
Percent Low/Mod				56.0%

Annual Accomplishments

Years	Accomplishment Narrative	# Benefitting
-------	--------------------------	---------------

2012	A total of 125 people were assisted. Activity is completed.	
------	---	--

PGM Year:	2012
Project:	0034 - The Optimist Foundation of Greater Goulds, Fl, Inc.-After School Program
IDIS Activity:	5166 - The Optimist Foundation of Greater Goulds-After School program

Status:	Completed 6/13/2013 11:33:26 AM	Objective:	Create suitable living environments
Location:	21805 SW 114 Ave Miami, FL 33170	Outcome:	Availability/accessibility
		Matrix Code:	Youth Services (05D)
		National Objective:	LMC

Initial Funding Date:	10/02/2012
------------------------------	------------

Financing		Description:
Funded Amount:	70,230.72	Provide after-school program for youth ages 4 - 18, e.g., homework assistance, reading, math, computer technology, healthnutrition and physical fitness, sports and recreational activities, summer day camp in partnership with Miami-Dade County Park and Recreation Department.
Drawn Thru Program Year:	70,230.72	Project serves the Goulds NRSA.
Drawn In Program Year:	6,650.64	

Proposed Accomplishments

People (General) : 180

Actual Accomplishments

Number assisted:	Owner		Renter		Total		Person	
	Total	Hispanic	Total	Hispanic	Total	Hispanic	Total	Hispanic
White:	0	0	0	0	0	0		0
Black/African American:	0	0	0	0	0	0	155	7
Asian:	0	0	0	0	0	0	0	0
American Indian/Alaskan Native:	0	0	0	0	0	0	0	0
Native Hawaiian/Other Pacific Islander:	0	0	0	0	0	0	0	0
American Indian/Alaskan Native & White:	0	0	0	0	0	0	0	0
Asian White:	0	0	0	0	0	0	0	0
Black/African American & White:	0	0	0	0	0	0	0	0
American Indian/Alaskan Native & Black/African American:	0	0	0	0	0	0	0	0
Other multi-racial:	0	0	0	0	0	0	6	0
Asian/Pacific Islander:	0	0	0	0	0	0	0	0
Hispanic:	0	0	0	0	0	0	0	0
Total:	0	0	0	0	0	0	161	7
Female-headed Households:	0		0		0			

Income Category:

	Owner	Renter	Total	Person
Extremely Low	0	0	0	117

Low Mod	0	0	0	40
Moderate	0	0	0	4
Non Low Moderate	0	0	0	0
Total	0	0	0	161
Percent Low/Mod				100.0%

Annual Accomplishments

Years	Accomplishment Narrative	# Benefitting
-------	--------------------------	---------------

2012 Assisted 161 children with after school program.

PGM Year: 2012

Project: 0035 - Urban League of greater Miami & Adv. Learning Center Prep. School-Education Services, Middle School

IDIS Activity: 5167 - Urban League of Greater Miami and Adv. Learning Center- Education Services

Status: Completed 12/6/2013 7:32:31 AM

Location: 8500 NW 25th Ave Miami, FL 33147-4177

Objective: Create suitable living environments

Outcome: Availability/accessibility

Matrix Code: Public Services (General) (05) National Objective: LMA

Initial Funding Date: 10/02/2012

Financing

Funded Amount: 33,185.23

Drawn Thru Program Year: 33,185.23

Drawn In Program Year: 0.00

Description:

Provide special education program services to families from low-moderate income families in the Model City and West Little River NRSAs to address educational programs for children with learning difficulties, gifted students, and those in need of special assistance. \$2,714.77 recaptured as per R-627-13.

Proposed Accomplishments

People (General) : 39

Total Population in Service Area: 1,117

Census Tract Percent Low / Mod: 79.90

Annual Accomplishments

Years	Accomplishment Narrative	# Benefitting
-------	--------------------------	---------------

2012 Provided tutorials for 141 students in the areas of reading, mathematic/writing. Conducted after school tutorials for 141 youth from Liberty City/Model City.

PGM Year: 2012

Project: 0036 - Miami-Dade CAHS-Single Family Rehabilitation

IDIS Activity: 5168 - MD CAHS-Single Family Rehabilitation

Status: Completed 3/6/2014 10:02:33 AM

Location: 6065 SW 64th Ter Miami, FL 33143-3407

Objective: Provide decent affordable housing

Outcome: Affordability

Matrix Code: Rehab; Single-Unit Residential (14A) National Objective: LMH

Initial Funding Date: 10/02/2012

Financing

Funded Amount: 185,650.12

Drawn Thru Program Year: 185,650.12

Description:

Rehabilitation of single-family housing units within the boundaries of the South Miami NRSA.

Drawn In Program Year: 175,586.58

Proposed Accomplishments

Housing Units : 4

Actual Accomplishments

Number assisted:

	Owner		Renter		Total		Person	
	Total	Hispanic	Total	Hispanic	Total	Hispanic	Total	Hispanic
White:	4	4	0	0	4	4	0	0
Black/African American:	36	0	0	0	36	0	0	0
Asian:	0	0	0	0	0	0	0	0
American Indian/Alaskan Native:	0	0	0	0	0	0	0	0
Native Hawaiian/Other Pacific Islander:	0	0	0	0	0	0	0	0
American Indian/Alaskan Native & White:	0	0	0	0	0	0	0	0
Asian White:	0	0	0	0	0	0	0	0
Black/African American & White:	0	0	0	0	0	0	0	0
American Indian/Alaskan Native & Black/African American:	0	0	0	0	0	0	0	0
Other multi-racial:	0	0	0	0	0	0	0	0
Asian/Pacific Islander:	0	0	0	0	0	0	0	0
Hispanic:	0	0	0	0	0	0	0	0
Total:	40	4	0	0	40	4	0	0
Female-headed Households:	0		0		0			

Income Category:

	Owner	Renter	Total	Person
Extremely Low	14	0	14	0
Low Mod	15	0	15	0
Moderate	11	0	11	0
Non Low Moderate	0	0	0	0
Total	40	0	40	0
Percent Low/Mod	100.0%		100.0%	

Annual Accomplishments

Years	Accomplishment Narrative	# Benefitting	
2012	27 households were assisted		
PGM Year:	2012		
Project:	0037 - City of Hialeah Gardens-Hollingsworth Hall Senior Center		
IDIS Activity:	5169 - City of Hialeah Gardens-Hollingsworth Halls Senior Center		
Status:	Open	Objective:	Create suitable living environments
Location:	10003 NW 87th Ave Hialeah Gardens, FL 33016-1901	Outcome:	Availability/accessibility
		Matrix Code:	Senior Centers (03A)
		National Objective:	LMC

Initial Funding Date: 10/03/2012

Financing

Funded Amount: 70,000.00

Drawn Thru Program Year: 0.00

Drawn In Program Year: 0.00

Description:

The City of Hialeah Gardens shall utilize the \$70,000 CDBG award to make necessary upgrades to the Hollingworth Hall senior center, including; purchase of new air conditioner; repairs and upgrades to common restroom facilities; expansion of handicap-accessible parking; and the demolition/removal of an existing stage to facilitate enhanced accessibility and utilization of the existing space for expansion of programs and services that directly benefit the Low-Mod Income seniors being served by the Center

Proposed Accomplishments

Public Facilities : 1

Actual Accomplishments

Number assisted:

	Owner		Renter		Total		Person	
	Total	Hispanic	Total	Hispanic	Total	Hispanic	Total	Hispanic
White:	0	0	0	0	0	0		0
Black/African American:	0	0	0	0	0	0	0	0
Asian:	0	0	0	0	0	0	0	0
American Indian/Alaskan Native:	0	0	0	0	0	0	0	0
Native Hawaiian/Other Pacific Islander:	0	0	0	0	0	0	0	0
American Indian/Alaskan Native & White:	0	0	0	0	0	0	0	0
Asian White:	0	0	0	0	0	0	0	0
Black/African American & White:	0	0	0	0	0	0	0	0
American Indian/Alaskan Native & Black/African American:	0	0	0	0	0	0	0	0
Other multi-racial:	0	0	0	0	0	0	0	0
Asian/Pacific Islander:	0	0	0	0	0	0	0	0
Hispanic:	0	0	0	0	0	0	0	0
Total:	0	0	0	0	0	0	0	0
Female-headed Households:	0		0		0			

Income Category:

	Owner	Renter	Total	Person
Extremely Low	0	0	0	0
Low Mod	0	0	0	0
Moderate	0	0	0	0
Non Low Moderate	0	0	0	0
Total	0	0	0	0

Percent Low/Mod

Annual Accomplishments

Years	Accomplishment Narrative	# Benefitting
2012	Activity is underway. Architecture and Engineering plans are currently being finalized.	
2013	Architecture and engineering plans have been finalized. Necessary County and City permits obtained. Bid package prepared and advertised. Three bids received. Contractor selected. Contract negotiation occurring(4th quarter Progress Report reporting).	

PGM Year: 2012
Project: 0038 - MD Public works and Waste Management- Roadway Resurfacing
IDIS Activity: 5170 - MD Public Works-Roadway Resurfacing-SW 16th Ter from SW 67 Ct to SW 69 Ave

Status: Open
Location: SW 16th Ter from SW 67 CT to SW 69 Ave Miami, FL 33155

Objective: Create suitable living environments
Outcome: Availability/accessibility
Matrix Code: Street Improvements (03K) National Objective: LMA

Initial Funding Date: 10/02/2012

Financing

Funded Amount: 23,000.00
Drawn Thru Program Year: 0.00
Drawn In Program Year: 0.00

Description:

Sidewalk Improvements -- SW 16th Terrace from SW 67th Court to SW 69th Avenue, Miami, FL

Proposed Accomplishments

People (General) : 5,232
Total Population in Service Area: 2,698
Census Tract Percent Low / Mod: 62.00

Annual Accomplishments

Years	Accomplishment Narrative	# Benefitting
2012	Activity is underway.	
2013	The Notice to Proceed for the Contract including this location was issued on October 15, 2013. Delays due to lowest bidder requesting to not enter into contract with the County. Therefore, agency had to proceed with second lowest bidder. Construction of overall contract is at 3% complete. Construction is tentaviley scheduled for completion by March 2014.	

PGM Year: 2012
Project: 0039 - MD PWWM-Roadway Resurfacing- Sw 22 St from SW 67 Ave to Sw 69 Ave
IDIS Activity: 5171 - MD PWWM-Roadway Resurfacing-SW 22 St from SW 67 Ave to SW 68th Ave

Status: Open
Location: Sw 22 St from SW 67 AV to SW 68 Av Miami, FL 33155

Objective: Create suitable living environments
Outcome: Availability/accessibility
Matrix Code: Street Improvements (03K) National Objective: LMA

Initial Funding Date: 10/02/2012

Financing

Funded Amount: 11,500.00
Drawn Thru Program Year: 0.00
Drawn In Program Year: 0.00

Description:

Roadway Resurfacing -- SW 22nd Street from SW 67th Avenue to SW 68th Avenue, Miami, FL

Proposed Accomplishments

People (General) : 5,232
Total Population in Service Area: 2,698
Census Tract Percent Low / Mod: 62.00

Annual Accomplishments

Years	Accomplishment Narrative	# Benefitting
2012	Activity is underway.	
2013	The Notice to Proceed for the Contract including this location was issued on October 15, 2013. Delays due to lowest bidder requesting to not enter into contract with the County. Therefore, agency had to proceed with second lowest bidder. Construction of overall contract is at 3% complete. Construction is tentaviley scheduled for completion by March 2014.	

PGM Year:	2012		
Project:	0041 - MD PWWM- Sidewalk Improvements-SW 154th Ave from SW 72nd St to Sw 80 St		
IDIS Activity:	5173 - MD PWWM-Sidewalk Improvements-SW 154 Av from SW 72nd Street to SW 80th Street		
Status:	Open	Objective:	Create suitable living environments
Location:	SW 154 Av from SW 72 St to SW 80 St Miami, FL 33157	Outcome:	Availability/accessibility
		Matrix Code:	Sidewalks (03L)
			National Objective: LMA
Initial Funding Date:	10/02/2012	Description:	
Financing		Sidewalk Improvements -- SW 154th Avenue from SW 72nd Street to SW 80th Street	
Funded Amount:	10,000.00		
Drawn Thru Program Year:	0.00		
Drawn In Program Year:	0.00		
Proposed Accomplishments			
People (General) :	10,703		
Total Population in Service Area:	6,325		
Census Tract Percent Low / Mod:	69.30		

Annual Accomplishments

Years	Accomplishment Narrative		# Benefitting
2012	Activity is underway		
2013	The project is 99% complete and is pending punch list items. The project will be completed by October 31, 2013. Pay request is being reviewed for reimbursement. Construction operation complete. Final invoicing in progress(2013 4th quarter progress report)		
PGM Year:	2012		
Project:	0042 - PWWM- Sidewalk Improvements-SW 157 Av from SW 72nd Street to SW 80 Street		
IDIS Activity:	5174 - MD PWWM-Sidewalk Improvements-District 11-SW 157 Ave from SW 72 St to SW 80 St		
Status:	Open	Objective:	Create suitable living environments
Location:	SW 157 Av from SW 72nd St to SW 80 st Miami, FL 33157	Outcome:	Availability/accessibility
		Matrix Code:	Sidewalks (03L)
			National Objective: LMA
Initial Funding Date:	10/02/2012	Description:	
Financing		Sidewalk Improvements - SW 157th Avenue from SW 72nd Street to SW 80th Street	
Funded Amount:	9,000.00		
Drawn Thru Program Year:	0.00		
Drawn In Program Year:	0.00		
Proposed Accomplishments			

People (General) : 10,703
Total Population in Service Area: 2,691
Census Tract Percent Low / Mod: 72.20

Annual Accomplishments

Years	Accomplishment Narrative	# Benefitting
-------	--------------------------	---------------

2012	Activity is underway.	
2013	The project is 99% complete and is pending punch list items. The project will be completed by October 31, 2013. Pay request is being reviewed for reimbursement.	

PGM Year: 2012

Project: 0043 - MD PWWM-Sidewalk Improvements-District 11

IDIS Activity: 5175 - MD PWWM-Sodewalk Improvements-District 11-Sw 80th St from SW 154 Ave to SW 157th Ave

Status: Open

Location: SW 80 Street from SW 154 Ave to SW 157 A Miami, FL 33157

Objective: Create suitable living environments

Outcome: Availability/accessibility

Matrix Code: Sidewalks (03L)

National Objective: LMA

Initial Funding Date: 10/02/2012

Description:

Sidewalk Improvements -- SW 80th Street from SW 154th Avenue to SW 157th Avenue

Financing

Funded Amount: 29,000.00

Drawn Thru Program Year: 0.00

Drawn In Program Year: 0.00

Proposed Accomplishments

People (General) : 2,119

Total Population in Service Area: 7,538

Census Tract Percent Low / Mod: 63.90

Annual Accomplishments

Years	Accomplishment Narrative	# Benefitting
-------	--------------------------	---------------

2012	Activity is underway	
2013	The project is 99% complete and is pending punch list items. The project will be completed by October 31, 2013. Pay request is being reviewed for reimbursement. Constrction operations are complete. Final invoicing in process(2013 4th quarter progress report).	

PGM Year: 2012

Project: 0044 - MD PWWM- Disewalk Improvements-District 11

IDIS Activity: 5176 - MD PWWM-Sidewalk Improvements-District 11-SW 80 St from SW 150 Av to SW 152 Av

Status: Open

Location: SW 80 St from SW 150 Ave to SW 152 Ave Miami, FL 33157

Objective: Create suitable living environments

Outcome: Availability/accessibility

Matrix Code: Sidewalks (03L)

National Objective: LMA

Initial Funding Date: 10/02/2012

Description:

Sidewalk Improvements -- SW 80th Street from SW 150th Avenue to SW 152nd Avenue

Financing

Funded Amount: 27,000.00

Drawn Thru Program Year: 16,400.80

Drawn In Program Year: 16,400.80

Proposed Accomplishments

People (General) : 10,754

Total Population in Service Area: 4,142

Census Tract Percent Low / Mod: 57.70

Annual Accomplishments

Years	Accomplishment Narrative	# Benefitting
-------	--------------------------	---------------

2012	Activity is underway.	
------	-----------------------	--

2013	The project is 99% complete and is pending punch list items. The project will be completed by October 31, 2013. Pay request is being reviewed for reimbursement.	
------	--	--

Construction operations are complet. Final invoicing is in process(2013 4th quarter progress report)

PGM Year: 2012

Project: 0045 - PWWM-Broadway ave Development Initiative

IDIS Activity: 5177 - MD PWWM- Broadway Ave Development Initiative

Status: Canceled 7/29/2013 8:34:43 AM

Location: NW 18 the Ave from NW 62 St to NW 71 St Miami, FL 33147

Objective: Create suitable living environments

Outcome: Availability/accessibility

Matrix Code: Street Improvements (03K)

National Objective: LMA

Initial Funding Date: 10/02/2012

Financing

Funded Amount: 0.00

Drawn Thru Program Year: 0.00

Drawn In Program Year: 0.00

Description:

Infrastructure Improvements to the NW 18th Avenue (Broadway) Corridor, from NW 62nd Street to NW 71st Street. \$341,095.00 recaptured as per R-627-13.

Proposed Accomplishments

People (General) : 5,010

Total Population in Service Area: 1,110

Census Tract Percent Low / Mod: 91.40

Annual Accomplishments

No data returned for this view. This might be because the applied filter excludes all data.

PGM Year: 2012
Project: 0047 - MD PWWM-Inspection of Graffiti Violations
IDIS Activity: 5179 - MD PWWM-Inspection of Graffiti Violations

Status: Completed 2/24/2014 9:50:37 AM
Location: Scattered Sites within NRSAs Miami, FL 33147

Objective: Create suitable living environments
Outcome: Sustainability
Matrix Code: Code Enforcement (15) National Objective: LMA

Initial Funding Date: 10/02/2012

Financing

Funded Amount: 162,241.79
Drawn Thru Program Year: 162,241.79
Drawn In Program Year: 30,383.67

Description:

PWWM shall identify and inspect graffiti violations for up to 400 housing units in the NRSAs and Eligible Block Groups. \$8,354.21 recaptured as per R-627-13.

Proposed Accomplishments

Housing Units : 400
Total Population in Service Area: 803
Census Tract Percent Low / Mod: 83.20

Annual Accomplishments

Years	Accomplishment Narrative	# Benefitting
2012	Abated graffiti at 813 locations with NRSA and CDBg eligible census tracts.	

PGM Year: 2012
Project: 0048 - Miami-Dade Dept. of Parks & Recreation & Open Spaces- The women's Park
IDIS Activity: 5180 - MD Dept. of Park & Recreation- The Women's Park

Status: Open
Location: 10251 W Flagler St Miami, FL 33174-1743

Objective: Create suitable living environments
Outcome: Availability/accessibility
Matrix Code: Parks, Recreational Facilities (03F) National Objective: LMA

Initial Funding Date: 10/02/2012

Financing

Funded Amount: 104,100.00
Drawn Thru Program Year: 82,021.02
Drawn In Program Year: 82,021.02

Description:

Site Improvements, Shelter with restroom to serve playground area.

Proposed Accomplishments

Public Facilities : 1
Total Population in Service Area: 1,021
Census Tract Percent Low / Mod: 55.50

Annual Accomplishments

Years	Accomplishment Narrative	# Benefitting
2012	Design work is in progress.	

2013	Activity is underway. Plans resubmitted to dry run on 9-5-2013(3rd quarter progress report) Activity is underway. Bidding-contractor complies with all insurance requirements.		
PGM Year:	2012		
Project:	0049 - MD Department of Parks, Recreation and Open Spaces		
IDIS Activity:	5181 - MD Dept. of Parks, Recreation and Open Spaces-Tamiami Park		
Status:	Canceled 2/8/2013 11:41:54 AM	Objective:	Create suitable living environments
Location:	11201 SW 24th St Miami, FL 33165-2229	Outcome:	Availability/accessibility
		Matrix Code:	Parks, Recreational Facilities (03F)
		National Objective:	LMA
Initial Funding Date:	10/02/2012	Description:	
Financing		Park building and park field renovations.	
Funded Amount:	0.00		
Drawn Thru Program Year:	0.00		
Drawn In Program Year:	0.00		
Proposed Accomplishments			
Public Facilities : 1			
Total Population in Service Area: 987			
Census Tract Percent Low / Mod: 70.60			
Annual Accomplishments			
No data returned for this view. This might be because the applied filter excludes all data.			

PGM Year:	2012		
Project:	0050 - MD Dept. of Parks, recreation and Open Spaces-Gwen Cherry Park		
IDIS Activity:	5182 - MD Dept. of Parks, recreation and Open Spaces-Gwen Cherry Park		
Status:	Open	Objective:	Create suitable living environments
Location:	7090 NW 22nd Ave Miami, FL 33147-6838	Outcome:	Availability/accessibility
		Matrix Code:	Parks, Recreational Facilities (03F)
		National Objective:	LMA
Initial Funding Date:	10/02/2012	Description:	
Financing		Ballfield Renovation	
Funded Amount:	329,805.00		
Drawn Thru Program Year:	299,805.00		
Drawn In Program Year:	299,805.00		
Proposed Accomplishments			

PR03 - MIAMI DADE COUNTY

Page: 331 of 438

Public Facilities : 1
Total Population in Service Area: 1,110
Census Tract Percent Low / Mod: 91.40

Annual Accomplishments

Years	Accomplishment Narrative	# Benefitting
-------	--------------------------	---------------

2012	Baseball field improvement-The project is in design phase. Ballfield Lighting Upgrade- The project is in permitting phase.	
2013	activity is underway. Contractor has completed directional boring. Rough electric completed. Poles and fixtures purchased(3rd quarter progress report). Lighting construction-Contractor working on pulling all the poles, wires and system testing(2013 4th quarter progress report).	

PGM Year: 2012
Project: 0051 - MD Dept. Parks, recreation and Open Spaces- Olinda Park
IDIS Activity: 5183 - MD Dept. of Parks, recreation and Open Spaces-Olinda Park

Status:	Open	Objective:	Create suitable living environments	
Location:	2101 NW 51st St Miami, FL 33142-3767	Outcome:	Availability/accessibility	
		Matrix Code:	Parks, Recreational Facilities (03F)	National Objective: LMA

Initial Funding Date: 10/02/2012

Financing

Funded Amount:	250,000.00
Drawn Thru Program Year:	248,146.85
Drawn In Program Year:	248,146.85

Description:

New multi-purpose court, parking lot lighting.
Basketball courts refurbishment, to include new bleachers and pads.

Proposed Accomplishments

Public Facilities : 1
Total Population in Service Area: 539
Census Tract Percent Low / Mod: 73.80

Annual Accomplishments

Years	Accomplishment Narrative	# Benefitting
-------	--------------------------	---------------

2012	Bidding and material procurement is in progress.	
2013	Playground and shade structure completed. Site structure essentially complete. A/C pending finl inspection(2nd quarter progress report).	

PGM Year: 2012
Project: 0052 - MD Dept. of Parks, Recreation and Open Spaces
IDIS Activity: 5184 - MD Dept. of Parks, Recreation and Open Spaces-Black Point Park

Status:	Open	Objective:	Create suitable living environments	
Location:	24775 SW 87th Ave Homestead, FL 33032-5105	Outcome:	Availability/accessibility	
		Matrix Code:	Parks, Recreational Facilities (03F)	National Objective: LMA

Initial Funding Date: 10/02/2012

Financing

Funded Amount:	60,342.00
----------------	-----------

Description:

Site ImprovementsDeducted \$159,853.00 from the funding amount of \$220,195.00 as per R-627-13.

Drawn Thru Program Year: 48,802.76

Drawn In Program Year: 48,802.76

Proposed Accomplishments

Public Facilities : 1

Total Population in Service Area: 1,511

Census Tract Percent Low / Mod: 80.40

Annual Accomplishments

Years	Accomplishment Narrative	# Benefitting
2012	The project is in scoping phase.	
2013	Overflow parking plan resubmitted on 9-23-2013. Underway(3rd quarter progress report).	
PGM Year:	2012	
Project:	0053 - MD Dept. of Parks, Recreation and Open Spaces-Domino Park	
IDIS Activity:	5185 - MD Dept. of Parks, recreation and Open Spaces-Domino Park	
Status:	Open	Objective: Create suitable living environments
Location:	10202 SW 172nd St Miami, FL 33157-4230	Outcome: Availability/accessibility
		Matrix Code: Parks, Recreational Facilities (03F) National Objective: LMA

Initial Funding Date: 10/02/2012

Description:

Financing

Site Improvements

Funded Amount: 100,000.00

Drawn Thru Program Year: 96,432.14

Drawn In Program Year: 96,432.14

Proposed Accomplishments

Public Facilities : 1

Total Population in Service Area: 1,365

Census Tract Percent Low / Mod: 91.60

Annual Accomplishments

Years	Accomplishment Narrative	# Benefitting
2012	Project ongoing, drainage, and walkway already in place.	
2013	Metal fence shop drawing approved and fabrication ordered(2013 1st quarter progress report).	
PGM Year:	2012	
Project:	0054 - Miami-Dade Dept. of Parks, recreation and Open Spaces-Goulds Park	
IDIS Activity:	5186 - MD Dept. of Parks, Recreation and Open Spaces-Goulds Park	
Status:	Completed 12/12/2013 1:05:18 PM	Objective: Create suitable living environments
Location:	21805 SW 114 Av Miami, FL 33170	Outcome: Availability/accessibility
		Matrix Code: Parks, Recreational Facilities (03F) National Objective: LMA

Initial Funding Date: 10/02/2012

Description:

Financing

Gymnasium floor replacement and re-roofing.

Funded Amount: 150,000.00
Drawn Thru Program Year: 150,000.00
Drawn In Program Year: 150,000.00

Proposed Accomplishments

Public Facilities : 1
Total Population in Service Area: 3,468
Census Tract Percent Low / Mod: 72.00

Annual Accomplishments

Years	Accomplishment Narrative	# Benefitting
-------	--------------------------	---------------

2012	The roofing contractor recieved substantial completion on 11/9/2012. project complete. Flooring contractor recieved substantial completion on 12/21/2012.	
------	---	--

2013	Activity completed.	
------	---------------------	--

PGM Year: 2012

Project: 0055 - MD Dept. of Parks, recreation and Open Spaces-Leisure Lakes Park

IDIS Activity: 5187 - MD. Dept. of Parks, Recreation and Open Spaces- Leisure Lakes Park

Status: Open

Location: 29305 Illinois Rd Homestead, FL 33033-2853

Objective: Create suitable living environments

Outcome: Availability/accessibility

Matrix Code: Parks, Recreational Facilities (03F)

National Objective: LMA

Initial Funding Date: 10/02/2012

Description:

Infrastructure and Capital Improvements

Financing

Funded Amount: 140,000.00
Drawn Thru Program Year: 117,480.60
Drawn In Program Year: 117,480.60

Proposed Accomplishments

Public Facilities : 1
Total Population in Service Area: 1,096
Census Tract Percent Low / Mod: 66.70

Annual Accomplishments

Years	Accomplishment Narrative	# Benefitting
-------	--------------------------	---------------

2012	Parking Expansion and Lighting-The contractor recieved substantial completion on 11/26/2012. Punch list and change work is in progress. Irrigation contractor recieved substantial completion on 12/18/2012.	
------	--	--

2013	All work complete. Financial closeout pending final pay request being submitted and processed(2nd quarter progress report). All work complete. Final reimbursement are being reviwed(4th quarter progress report)	
------	--	--

PGM Year: 2012

Project: 0056 - MD Community Action and Human Services-Advocates for Victims

IDIS Activity: 5188 - MD Community Action and Human Services-Advocates for Victims

Status: Completed 3/29/2013 11:01:04 AM

Location: 701 NW 1st Ct Miami, FL 33136-3902

Objective: Create suitable living environments

Outcome: Availability/accessibility

Initial Funding Date: 10/02/2012

Financing

Funded Amount: 500,000.00
 Drawn Thru Program Year: 500,000.00
 Drawn In Program Year: 0.00

Description:

Provide outreach and intervention assistance to victims of violent and domestic crimes who are low-to-moderate income persons and households; and, temporary shelter to victims and dependants.

Proposed Accomplishments

People (General) : 435

Actual Accomplishments

Number assisted:

	Owner		Renter		Total		Person	
	Total	Hispanic	Total	Hispanic	Total	Hispanic	Total	Hispanic
White:	0	0	0	0	0	0	30	0
Black/African American:	0	0	0	0	0	0	206	0
Asian:	0	0	0	0	0	0	0	0
American Indian/Alaskan Native:	0	0	0	0	0	0	0	0
Native Hawaiian/Other Pacific Islander:	0	0	0	0	0	0	0	0
American Indian/Alaskan Native & White:	0	0	0	0	0	0	0	0
Asian White:	0	0	0	0	0	0	0	0
Black/African American & White:	0	0	0	0	0	0	0	0
American Indian/Alaskan Native & Black/African American:	0	0	0	0	0	0	0	0
Other multi-racial:	0	0	0	0	0	0	189	0
Asian/Pacific Islander:	0	0	0	0	0	0	0	0
Hispanic:	0	0	0	0	0	0	0	0
Total:	0	0	0	0	0	0	425	0
Female-headed Households:	0		0		0			

Income Category:

	Owner	Renter	Total	Person
Extremely Low	0	0	0	425
Low Mod	0	0	0	0
Moderate	0	0	0	0
Non Low Moderate	0	0	0	0
Total	0	0	0	425
Percent Low/Mod				100.0%

Annual Accomplishments

Years	Accomplishment Narrative	# Benefitting
2012	425 people were assisted.	

PGM Year: 2012
Project: 0058 - MD Department of Permitting, Environment and Regulatory Affairs
IDIS Activity: 5189 - MD Department of Permitting and Regulatory Affairs-Code Enforcement

Status: Completed 5/16/2013 10:05:13 AM Objective: Create suitable living environments
Location: 111 NW 1st St Miami, FL 33128-1902 Outcome: Sustainability
Matrix Code: Code Enforcement (15) National Objective: LMA

Initial Funding Date: 10/02/2012
Financing
Funded Amount: 427,060.00
Drawn Thru Program Year: 427,060.00
Drawn In Program Year: 84,746.00

Description:
Identify and remove code enforcement violations.

Proposed Accomplishments
People (General) : 15
Total Population in Service Area: 4,840
Census Tract Percent Low / Mod: 83.90

Annual Accomplishments		
Years	Accomplishment Narrative	# Benefitting
2012	Identified 1926 code enforcement violations in the NRSA area.	

PGM Year: 2012
Project: 0059 - Housing Opportunities Project for Excellence-Fair Housing
IDIS Activity: 5190 - Housing opportunity Project for Excellence-Fair Housing and Outreach

Status: Completed 2/27/2013 12:27:08 PM Objective:
Location: , Outcome:
Matrix Code: Fair Housing Activities (subject to 20% Admin Cap) (21D) National Objective:

Initial Funding Date: 07/20/2012
Financing
Funded Amount: 57,614.00
Drawn Thru Program Year: 57,614.00
Drawn In Program Year: 8,322.00

Description:
Coordinate and implement programs designed to educate a minimum of 150 Miami-Dade County residents and housing providers about fair housing laws, including rights and responsibilities:

Proposed Accomplishments
Actual Accomplishments

Number assisted:	Owner		Renter		Total		Person	
	Total	Hispanic	Total	Hispanic	Total	Hispanic	Total	Hispanic
White:					0	0		
Black/African American:					0	0		
Asian:					0	0		
American Indian/Alaskan Native:					0	0		

Native Hawaiian/Other Pacific Islander:	0	0
American Indian/Alaskan Native & White:	0	0
Asian White:	0	0
Black/African American & White:	0	0
American Indian/Alaskan Native & Black/African American:	0	0
Other multi-racial:	0	0
Asian/Pacific Islander:	0	0
Hispanic:	0	0
Total:	0	0
Female-headed Households:	0	

<i>Income Category:</i>				
	Owner	Renter	Total	Person
Extremely Low			0	
Low Mod			0	
Moderate			0	
Non Low Moderate			0	
Total	0	0	0	0
Percent Low/Mod				

Annual Accomplishments

No data returned for this view. This might be because the applied filter excludes all data.

PGM Year:	2012		
Project:	0060 - Md Department of Regulatory Economic Resources-Historic Preservation Unit		
IDIS Activity:	5191 - MD Department of Regulatory Economic Resources -Historic Preservation Support		
Status:	Completed 4/4/2013 9:50:46 AM		Objective:
Location:	,		Outcome:
			Matrix Code: General Program Administration (21A) National Objective:
Initial Funding Date:	07/20/2012		Description:
Financing	Planning and Administration of Historical Preservation-Planning, reviewing, monitoring and coordinating activities coutywide.		
Funded Amount:	149,994.31		
Drawn Thru Program Year:	149,994.31		
Drawn In Program Year:	68,798.23		
Proposed Accomplishments			

Actual Accomplishments

Number assisted:

	Owner		Renter		Total		Person	
	Total	Hispanic	Total	Hispanic	Total	Hispanic	Total	Hispanic
White:					0	0		
Black/African American:					0	0		
Asian:					0	0		
American Indian/Alaskan Native:					0	0		
Native Hawaiian/Other Pacific Islander:					0	0		
American Indian/Alaskan Native & White:					0	0		
Asian White:					0	0		
Black/African American & White:					0	0		
American Indian/Alaskan Native & Black/African American:					0	0		
Other multi-racial:					0	0		
Asian/Pacific Islander:					0	0		
Hispanic:					0	0		
Total:	0	0	0	0	0	0	0	0
Female-headed Households:					0			

Income Category:

	Owner	Renter	Total	Person
Extremely Low			0	
Low Mod			0	
Moderate			0	
Non Low Moderate			0	
Total	0	0	0	0
Percent Low/Mod				

Annual Accomplishments

No data returned for this view. This might be because the applied filter excludes all data.

PGM Year:	2012	Objective:	Create suitable living environments
Project:	0057 - MD Community Action and Human Services-Facilities Improvements	Outcome:	Availability/accessibility
IDIS Activity:	5196 - MD Community Action and Human Services- Facilities Improvements		
Status:	Open		
Location:	701 NW 1st Ct Miami, FL 33136-3902		

Initial Funding Date: 10/02/2012**Financing**

Funded Amount: 22,222.13
Drawn Thru Program Year: 22,222.13
Drawn In Program Year: 22,222.13

Description:

Moderate rehabilitation of Human Service Facilities. \$975,777.87 recaptured as per R-627-13.

Proposed Accomplishments

Public Facilities : 1

Actual Accomplishments*Number assisted:*

	Owner		Renter		Total		Person	
	Total	Hispanic	Total	Hispanic	Total	Hispanic	Total	Hispanic
White:	0	0	0	0	0	0		0
Black/African American:	0	0	0	0	0	0	0	0
Asian:	0	0	0	0	0	0	0	0
American Indian/Alaskan Native:	0	0	0	0	0	0	0	0
Native Hawaiian/Other Pacific Islander:	0	0	0	0	0	0	0	0
American Indian/Alaskan Native & White:	0	0	0	0	0	0	0	0
Asian White:	0	0	0	0	0	0	0	0
Black/African American & White:	0	0	0	0	0	0	0	0
American Indian/Alaskan Native & Black/African American:	0	0	0	0	0	0	0	0
Other multi-racial:	0	0	0	0	0	0	0	0
Asian/Pacific Islander:	0	0	0	0	0	0	0	0
Hispanic:	0	0	0	0	0	0	0	0
Total:	0	0	0	0	0	0	0	0
Female-headed Households:	0		0		0			

Income Category:

	Owner	Renter	Total	Person
Extremely Low	0	0	0	0
Low Mod	0	0	0	0
Moderate	0	0	0	0
Non Low Moderate	0	0	0	0
Total	0	0	0	0
Percent Low/Mod				

Annual Accomplishments

Years	Accomplishment Narrative	# Benefitting
2012	Pending environmental clearance to commence procurement work.	

PGM Year: 2012
Project: 0066 - MD Community Action and Human Services-Facilities Improvements
IDIS Activity: 5197 - MD Community Action and Human Services-Facilities Improvements

Status: Canceled 2/8/2013 11:43:41 AM

Location: 701 NW 1st Ct Miami, FL 33136-3902

Objective: Create suitable living environments

Outcome: Availability/accessibility

Matrix Code: Public Facilities and Improvement
 (General) (03)

National Objective: LMC

Initial Funding Date: 10/02/2012

Financing **Description:** Moderate rehabilitation of Human service facilities.

Funded Amount: 0.00

Drawn Thru Program Year: 0.00

Drawn In Program Year: 0.00

Proposed Accomplishments

Public Facilities : 1

Actual Accomplishments

Number assisted:

	Owner		Renter		Total		Person	
	Total	Hispanic	Total	Hispanic	Total	Hispanic	Total	Hispanic
White:	0	0	0	0	0	0		0
Black/African American:	0	0	0	0	0	0	0	0
Asian:	0	0	0	0	0	0	0	0
American Indian/Alaskan Native:	0	0	0	0	0	0	0	0
Native Hawaiian/Other Pacific Islander:	0	0	0	0	0	0	0	0
American Indian/Alaskan Native & White:	0	0	0	0	0	0	0	0
Asian White:	0	0	0	0	0	0	0	0
Black/African American & White:	0	0	0	0	0	0	0	0
American Indian/Alaskan Native & Black/African American:	0	0	0	0	0	0	0	0
Other multi-racial:	0	0	0	0	0	0	0	0
Asian/Pacific Islander:	0	0	0	0	0	0	0	0
Hispanic:	0	0	0	0	0	0	0	0
Total:	0	0	0	0	0	0	0	0
Female-headed Households:	0		0		0			

Income Category:

	Owner	Renter	Total	Person
Extremely Low	0	0	0	0
Low Mod	0	0	0	0
Moderate	0	0	0	0
Non Low Moderate	0	0	0	0
Total	0	0	0	0
Percent Low/Mod				

Annual Accomplishments

No data returned for this view. This might be because the applied filter excludes all data.

PGM Year:

2012

Project:

0068 - Contractors Resource Center-Community Contractors & Residents Costruction Program

IDIS Activity:

5200 - Contractors Resource Center-Community Contractors & Residents Costruction Program

Status:

Completed 4/19/2013 1:31:47 PM

Location:

697 N Miami Ave Ste 3 Miami, FL 33136-4101

Objective:

Create economic opportunities

Outcome:

Sustainability

Matrix Code:

ED Technical Assistance (18B)

National Objective:

LMJ

Initial Funding Date:

09/07/2012

Description:

Provide technical assistance to 50 construction businesses.
Create 10 jobs for low-mod income persons.

Financing

Funded Amount:

179,375.75

Drawn Thru Program Year:

179,375.75

Drawn In Program Year:

34,937.08

Proposed Accomplishments

Jobs : 10

Actual Accomplishments

Number assisted:	Owner		Renter		Total		Person	
	Total	Hispanic	Total	Hispanic	Total	Hispanic	Total	Hispanic
White:	0	0	0	0	0	0		0
Black/African American:	0	0	0	0	0	0	6	0
Asian:	0	0	0	0	0	0	0	0
American Indian/Alaskan Native:	0	0	0	0	0	0	0	0
Native Hawaiian/Other Pacific Islander:	0	0	0	0	0	0	0	0
American Indian/Alaskan Native & White:	0	0	0	0	0	0	0	0
Asian White:	0	0	0	0	0	0	0	0
Black/African American & White:	0	0	0	0	0	0	0	0
American Indian/Alaskan Native & Black/African American:	0	0	0	0	0	0	0	0
Other multi-racial:	0	0	0	0	0	0	0	0
Asian/Pacific Islander:	0	0	0	0	0	0	0	0
Hispanic:	0	0	0	0	0	0	0	0
Total:	0	0	0	0	0	0	6	0
Female-headed Households:	0		0		0			

Income Category:

	Owner	Renter	Total	Person
Extremely Low	0	0	0	2
Low Mod	0	0	0	3
Moderate	0	0	0	0
Non Low Moderate	0	0	0	1
Total	0	0	0	6
Percent Low/Mod				83.3%

Annual Accomplishments

Years	Accomplishment Narrative	# Benefitting
-------	--------------------------	---------------

2012 The agency created 6 jobs.

PGM Year: 2012

Project: 0069 - Partners for Self Employment-Entrepreneurial Institute

IDIS Activity: 5201 - Partners for Self Employment-Entrepreneurial Institute

Status: Completed 3/29/2013 10:06:59 AM

Location: 3000 Biscayne Blvd Ste 215 Miami, FL 33137-4129

Objective: Create economic opportunities

Outcome: Sustainability

Matrix Code: ED Technical Assistance (18B)

National Objective: LMJ

Initial Funding Date: 09/07/2012

Financing

Funded Amount: 109,999.99

Drawn Thru Program Year: 109,999.99

Drawn In Program Year: 51,876.28

Description:

Provide technical assistance to small businesses directly from various professional trades, e.g.legal, accounting, bidding, credit and financing countywide.
Create 4 jobs.

Proposed Accomplishments

Jobs : 4

Actual Accomplishments

Number assisted:

	Owner		Renter		Total		Person	
	Total	Hispanic	Total	Hispanic	Total	Hispanic	Total	Hispanic
White:	0	0	0	0	0	0	1	1
Black/African American:	0	0	0	0	0	0	2	0
Asian:	0	0	0	0	0	0	0	0
American Indian/Alaskan Native:	0	0	0	0	0	0	0	0
Native Hawaiian/Other Pacific Islander:	0	0	0	0	0	0	0	0
American Indian/Alaskan Native & White:	0	0	0	0	0	0	0	0
Asian White:	0	0	0	0	0	0	0	0
Black/African American & White:	0	0	0	0	0	0	0	0
American Indian/Alaskan Native & Black/African American:	0	0	0	0	0	0	0	0
Other multi-racial:	0	0	0	0	0	0	1	1
Asian/Pacific Islander:	0	0	0	0	0	0	0	0
Hispanic:	0	0	0	0	0	0	0	0

Total:	0	0	0	0	0	0	4	2
Female-headed Households:	0		0		0			
<i>Income Category:</i>								
	Owner	Renter	Total	Person				
Extremely Low	0	0	0	0				
Low Mod	0	0	0	1				
Moderate	0	0	0	2				
Non Low Moderate	0	0	0	1				
Total	0	0	0	4				
Percent Low/Mod	75.0%							
Annual Accomplishments								
Years	Accomplishment Narrative						# Benefitting	
2012	Agency created 4 jobs during the year.							
PGM Year:	2012							
Project:	0070 - Black Economic Dev. Coalition-Liberty Square Small Business Pilot Program							
IDIS Activity:	5202 - Black Economic Dev. Coalition-Liberty Square Small BUiness Pilot Program							
Status:	Open			Objective:	Create economic opportunities			
Location:	180 NW 62nd St Miami, FL 33150-4543			Outcome:	Sustainability			
				Matrix Code:	ED Technical Assistance (18B)		National Objective:	LMJ
Initial Funding Date:	09/07/2012			Description:	Provide technical assistance to residents of low-to moderate income families residing in Liberty Square Public Housing Complex by offering business training workshop and technical assistance with grant and loan applications to become self-sufficient. Create 3 jobs.			
Financing								
Funded Amount:	100,000.00							
Drawn Thru Program Year:	79,155.12							
Drawn In Program Year:	79,155.12							
Proposed Accomplishments								
Jobs : 3								
Actual Accomplishments								
<i>Number assisted:</i>	Owner		Renter		Total		Person	
	Total	Hispanic	Total	Hispanic	Total	Hispanic	Total	Hispanic
White:	0	0	0	0	0	0		0
Black/African American:	0	0	0	0	0	0	0	0
Asian:	0	0	0	0	0	0	0	0
American Indian/Alaskan Native:	0	0	0	0	0	0	0	0
Native Hawaiian/Other Pacific Islander:	0	0	0	0	0	0	0	0
American Indian/Alaskan Native & White:	0	0	0	0	0	0	0	0
Asian White:	0	0	0	0	0	0	0	0
Black/African American & White:	0	0	0	0	0	0	0	0
American Indian/Alaskan Native & Black/African American:	0	0	0	0	0	0	0	0

PR03 - MIAMI DADE COUNTY							Page: 343 of 438	

Other multi-racial:	0	0	0	0	0	0	0	0
Asian/Pacific Islander:	0	0	0	0	0	0	0	0
Hispanic:	0	0	0	0	0	0	0	0
Total:	0	0	0	0	0	0	0	0

Female-headed Households:

0

0

0

<i>Income Category:</i>				
	Owner	Renter	Total	Person
Extremely Low	0	0	0	0
Low Mod	0	0	0	0
Moderate	0	0	0	0
Non Low Moderate	0	0	0	0
Total	0	0	0	0
Percent Low/Mod				

Annual Accomplishments

No data returned for this view. This might be because the applied filter excludes all data.

PGM Year:

2012

Project:

0071 - South Florida Puerto Rican Chamber of Commerce-Microloans Technical Assistance Program

IDIS Activity:

5203 - South Florida Puerto Rican Chamber of Commerce-Microloan Technical Assistance Program

Status:

Open

Location:

3550 Biscayne Blvd Ste 304 Miami, FL 33137-3853

Objective:

Create economic opportunities

Outcome:

Sustainability

Matrix Code:

Micro-Enterprise Assistance (18C)

National Objective:

LMJ

Initial Funding Date:

09/07/2012

Financing

Funded Amount:

145,743.60

Drawn Thru Program Year:

144,784.34

Drawn In Program Year:

94,621.81

Description:

Provide technical assistance to 50 Low-to-Moderate income small businesses (newletters, workshops, business expo, networking and one on one chamber office services). Create 4 jobs. The balance of \$20,743.60 from previous years was added to this activity thru non-substantial amendment dated 3-22.2013.

Proposed Accomplishments

Jobs : 4

Actual Accomplishments

<i>Number assisted:</i>	Owner		Renter		Total		Person	
	Total	Hispanic	Total	Hispanic	Total	Hispanic	Total	Hispanic

White:	0	0	0	0	0	0	4	4
Black/African American:	0	0	0	0	0	0	0	0
Asian:	0	0	0	0	0	0	0	0
American Indian/Alaskan Native:	0	0	0	0	0	0	0	0
Native Hawaiian/Other Pacific Islander:	0	0	0	0	0	0	0	0
American Indian/Alaskan Native & White:	0	0	0	0	0	0	0	0
Asian White:	0	0	0	0	0	0	0	0
Black/African American & White:	0	0	0	0	0	0	0	0
American Indian/Alaskan Native & Black/African American:	0	0	0	0	0	0	0	0
Other multi-racial:	0	0	0	0	0	0	0	0
Asian/Pacific Islander:	0	0	0	0	0	0	0	0
Hispanic:	0	0	0	0	0	0	0	0
Total:	0	0	0	0	0	0	4	4
Female-headed Households:	0		0		0			

Income Category:

	Owner	Renter	Total	Person
Extremely Low	0	0	0	0
Low Mod	0	0	0	4
Moderate	0	0	0	0
Non Low Moderate	0	0	0	0
Total	0	0	0	4
Percent Low/Mod				100.0%

Annual Accomplishments

Years	Accomplishment Narrative	# Benefitting
-------	--------------------------	---------------

2012 Agency created 4 jobs.

PGM Year: 2012

Project: 0072 - Neighbors and Neighbors Association-Gould Busines Resource Center

IDIS Activity: 5204 - Neighbors and Neighbors Association-Goulds Business Resource Center

Status: Open

Location: 22121 S Dixie Hwy Miami, FL 33170-2840

Objective: Create economic opportunities

Outcome: Sustainability

Matrix Code: ED Technical Assistance (18B)

National Objective: LMJ

Initial Funding Date: 09/07/2012

Financing
 Funded Amount: 200,000.00
 Drawn Thru Program Year: 165,486.57
 Drawn In Program Year: 165,486.57

Description:

Provide technical assistance to small businesses, e.g. workshops, resource information, capacity building for small businesses servicing Goulds, West Perrine and NaranjaLeisure City NRSAs.
 Create 6 jobs.

Proposed Accomplishments

Jobs : 6

Actual Accomplishments

Number assisted:

	Owner		Renter		Total		Person	
	Total	Hispanic	Total	Hispanic	Total	Hispanic	Total	Hispanic
White:	0	0	0	0	0	0		0
Black/African American:	0	0	0	0	0	0	0	0
Asian:	0	0	0	0	0	0	0	0
American Indian/Alaskan Native:	0	0	0	0	0	0	0	0
Native Hawaiian/Other Pacific Islander:	0	0	0	0	0	0	0	0
American Indian/Alaskan Native & White:	0	0	0	0	0	0	0	0
Asian White:	0	0	0	0	0	0	0	0
Black/African American & White:	0	0	0	0	0	0	0	0
American Indian/Alaskan Native & Black/African American:	0	0	0	0	0	0	0	0
Other multi-racial:	0	0	0	0	0	0	0	0
Asian/Pacific Islander:	0	0	0	0	0	0	0	0
Hispanic:	0	0	0	0	0	0	0	0
Total:	0	0	0	0	0	0	0	0
Female-headed Households:	0		0		0			

Income Category:

	Owner	Renter	Total	Person
Extremely Low	0	0	0	0
Low Mod	0	0	0	0
Moderate	0	0	0	0
Non Low Moderate	0	0	0	0
Total	0	0	0	0
Percent Low/Mod				

Annual Accomplishments

No data returned for this view. This might be because the applied filter excludes all data.

PGM Year: 2012
Project: 0073 - South Florida urban Ministries-ASSETS
IDIS Activity: 5205 - South Florida Urban Ministries-ASSETS

Status: Completed 2/26/2014 10:27:53 AM
Location: 11500 NW 12th Ave Miami, FL 33168-6217
Objective: Create economic opportunities
Outcome: Sustainability
Matrix Code: Micro-Enterprise Assistance (18C)
National Objective: LMJ

Initial Funding Date: 09/10/2012

Financing

Funded Amount: 474,999.92

Drawn Thru Program Year: 474,999.92

Drawn In Program Year: 303,674.51

Description:

Provide micro enterprise services, technical assistance and training countywide to small businesses through Business Incubator Program.
Create 14 jobs.

Proposed Accomplishments

Jobs : 14

Actual Accomplishments

Number assisted:

	Owner		Renter		Total		Person	
	Total	Hispanic	Total	Hispanic	Total	Hispanic	Total	Hispanic
White:	0	0	0	0	0	0	3	3
Black/African American:	0	0	0	0	0	0	9	1
Asian:	0	0	0	0	0	0	0	0
American Indian/Alaskan Native:	0	0	0	0	0	0	0	0
Native Hawaiian/Other Pacific Islander:	0	0	0	0	0	0	0	0
American Indian/Alaskan Native & White:	0	0	0	0	0	0	0	0
Asian White:	0	0	0	0	0	0	0	0
Black/African American & White:	0	0	0	0	0	0	0	0
American Indian/Alaskan Native & Black/African American:	0	0	0	0	0	0	0	0
Other multi-racial:	0	0	0	0	0	0	3	0
Asian/Pacific Islander:	0	0	0	0	0	0	0	0
Hispanic:	0	0	0	0	0	0	0	0
Total:	0	0	0	0	0	0	15	4
Female-headed Households:	0		0		0			

Income Category:

	Owner	Renter	Total	Person
Extremely Low	0	0	0	10
Low Mod	0	0	0	4
Moderate	0	0	0	1
Non Low Moderate	0	0	0	0
Total	0	0	0	15
Percent Low/Mod				100.0%

Annual Accomplishments

Years	Accomplishment Narrative	# Benefitting
-------	--------------------------	---------------

2012	The program has assisted in the creation of 15 jobs.	
------	--	--

PGM Year: 2012

Project: 0074 - Barry University-Technical Assistance

IDIS Activity: 5206 - Barry University-Technical Assistance

Status: Open
Location: 11300 NE 2nd Ave Miami, FL 33161-6628

Objective: Create economic opportunities
Outcome: Sustainability
Matrix Code: ED Technical Assistance (18B) National Objective: LMJ

Initial Funding Date: 09/10/2012

Financing

Funded Amount: 130,901.00
Drawn Thru Program Year: 128,347.14
Drawn In Program Year: 33,182.76

Proposed Accomplishments

Jobs : 130,901

Actual Accomplishments

Number assisted:

	Owner		Renter		Total		Person	
	Total	Hispanic	Total	Hispanic	Total	Hispanic	Total	Hispanic
White:	0	0	0	0	0	0		0
Black/African American:	0	0	0	0	0	0	7	0
Asian:	0	0	0	0	0	0	0	0
American Indian/Alaskan Native:	0	0	0	0	0	0	0	0
Native Hawaiian/Other Pacific Islander:	0	0	0	0	0	0	0	0
American Indian/Alaskan Native & White:	0	0	0	0	0	0	0	0
Asian White:	0	0	0	0	0	0	0	0
Black/African American & White:	0	0	0	0	0	0	0	0
American Indian/Alaskan Native & Black/African American:	0	0	0	0	0	0	0	0
Other multi-racial:	0	0	0	0	0	0	0	0
Asian/Pacific Islander:	0	0	0	0	0	0	0	0
Hispanic:	0	0	0	0	0	0	0	0
Total:	0	0	0	0	0	0	7	0
Female-headed Households:	0		0		0			

Income Category:

	Owner	Renter	Total	Person
Extremely Low	0	0	0	4
Low Mod	0	0	0	2
Moderate	0	0	0	1
Non Low Moderate	0	0	0	0
Total	0	0	0	7
Percent Low/Mod				100.0%

Annual Accomplishments

Years	Accomplishment Narrative	# Benefitting
2012	7 jobs were created.	

PGM Year:	2012
Project:	0078 - Lutheran Services Florida- TBRA Program
IDIS Activity:	5208 - Lutheran Services Florida- Second Chance TBRA (CDBG)

Status:	Open	Objective:	Provide decent affordable housing
Location:	116201 SW 95 Ave, Suite 300 Miami, FL 33157	Outcome:	Affordability
		Matrix Code:	Rental Housing Subsidies (if HOME, not part of 5% Admin cap) (05S)
		National Objective:	LMH

Initial Funding Date: 09/26/2012

Financing

Funded Amount:	20,000.00
Drawn Thru Program Year:	14,243.28
Drawn In Program Year:	0.00

Description:
 Provide Tenant Based Rental Assistance for youth aging out of foster care raging in ages from 18-23 with incomes below 60% of AMI.
 Countywide program to provide case management and supportive services

Proposed Accomplishments

Households (General) : 15

Actual Accomplishments

Number assisted:

	Owner		Renter		Total		Person	
	Total	Hispanic	Total	Hispanic	Total	Hispanic	Total	Hispanic
White:	7	7	0	0	7	7	0	0
Black/African American:	30	0	0	0	30	0	0	0
Asian:	1	0	0	0	1	0	0	0
American Indian/Alaskan Native:	0	0	0	0	0	0	0	0
Native Hawaiian/Other Pacific Islander:	0	0	0	0	0	0	0	0
American Indian/Alaskan Native & White:	0	0	0	0	0	0	0	0
Asian White:	0	0	0	0	0	0	0	0
Black/African American & White:	0	0	0	0	0	0	0	0
American Indian/Alaskan Native & Black/African American:	0	0	0	0	0	0	0	0
Other multi-racial:	1	1	0	0	1	1	0	0
Asian/Pacific Islander:	0	0	0	0	0	0	0	0
Hispanic:	0	0	0	0	0	0	0	0
Total:	39	8	0	0	39	8	0	0
Female-headed Households:	0		0		0			

Income Category:

	Owner	Renter	Total	Person
Extremely Low	35	0	35	0
Low Mod	4	0	4	0
Moderate	0	0	0	0
Non Low Moderate	0	0	0	0
Total	39	0	39	0
Percent Low/Mod	100.0%		100.0%	

Annual Accomplishments

Years	Accomplishment Narrative	# Benefitting
-------	--------------------------	---------------

2012	39 households were served during the year	
------	---	--

PGM Year: 2012

Project: 0077 - Carrfour Supportive Housing TBRA Program (CDBG)

IDIS Activity: 5209 - Carrfour Supportive Housing TBRA Program

Status: Completed 2/20/2014 12:53:16 PM

Location: 1398 SW 1st St Miami, FL 33135-2380

Objective: Provide decent affordable housing

Outcome: Affordability

Matrix Code: Rental Housing Subsidies (if HOME, not part of 5% Admin cap) (05S)

National Objective: LMH

Description:

Provide Tenant Based Rental Assistance to 10 low-icmome homeless families impacted by disabilities.

Initial Funding Date: 09/26/2012

Financing

Funded Amount: 9,951.04

Drawn Thru Program Year: 9,951.04

Drawn In Program Year: 0.00

Proposed Accomplishments

Actual Accomplishments

Number assisted:

	Owner		Renter		Total		Person	
	Total	Hispanic	Total	Hispanic	Total	Hispanic	Total	Hispanic
White:	0	0	6	6	6	6	0	0
Black/African American:	0	0	9	9	9	9	0	0
Asian:	0	0	0	0	0	0	0	0
American Indian/Alaskan Native:	0	0	0	0	0	0	0	0
Native Hawaiian/Other Pacific Islander:	0	0	0	0	0	0	0	0
American Indian/Alaskan Native & White:	0	0	0	0	0	0	0	0
Asian White:	0	0	0	0	0	0	0	0
Black/African American & White:	0	0	0	0	0	0	0	0
American Indian/Alaskan Native & Black/African American:	0	0	0	0	0	0	0	0
Other multi-racial:	0	0	0	0	0	0	0	0
Asian/Pacific Islander:	0	0	0	0	0	0	0	0
Hispanic:	0	0	0	0	0	0	0	0
Total:	0	0	15	15	15	15	0	0

Female-headed Households:

0	0	0
---	---	---

Income Category:

	Owner	Renter	Total	Person
Extremely Low	0	9	9	0
Low Mod	0	6	6	0
Moderate	0	0	0	0
Non Low Moderate	0	0	0	0
Total	0	15	15	0

Annual Accomplishments

Years	Accomplishment Narrative	# Benefitting
-------	--------------------------	---------------

2012	Activity is underway. The funds provide the administration rental assistance to 15 low income families. Accomplishments are reported on activity #5212.	
------	---	--

PGM Year: 2012**Project:** 0079 - MD ISD (GSA)- Melrose NRSA Beautification Project**IDIS Activity:** 5210 - MD ISD-(GSA)-Melrose NRSA Beautification Project**Status:** Open**Location:** 111 NW 1st St Miami, FL 33128-1902**Objective:** Create suitable living environments**Outcome:** Sustainability**Matrix Code:** Public Facilities and Improvement (General) (03)**National Objective:** LMA**Initial Funding Date:** 10/01/2012**Financing**

Funded Amount: 116,951.00

Drawn Thru Program Year: 0.00

Drawn In Program Year: 0.00

Description:

Installation of two feature walls with signage along the entry corridors bounded by NW 27 Ave and NW 38 Street on the north and NW 27 Ave and NW 20 the Street on the South.

Proposed Accomplishments

People (General) : 559

Total Population in Service Area: 559

Census Tract Percent Low / Mod: 64.20

Annual Accomplishments

No data returned for this view. This might be because the applied filter excludes all data.

PGM Year: 2012**Project:** 0081 - MD PWWM Remediation of Residential Graffiti Violations**IDIS Activity:** 5214 - MD PWWM Remediation of Graffiti Violations**Status:** Completed 2/24/2014 9:49:12 AM**Location:** Scattered sites in NRSA Miami, FL 33128**Objective:** Create suitable living environments**Outcome:** Sustainability**Matrix Code:** Neighborhood Cleanups (05V)**National Objective:** LMA

Initial Funding Date: 10/05/2012

Financing

Funded Amount: 57,390.47

Drawn Thru Program Year: 57,390.47

Drawn In Program Year: 0.00

Proposed Accomplishments

People (General) : 1,000

Total Population in Service Area: 545

Census Tract Percent Low / Mod: 91.20

Annual Accomplishments

Years	Accomplishment Narrative	# Benefitting
-------	--------------------------	---------------

2012	Inspected 813 locations for graffiti with NRSA and CDBG eligible census tracts this year.	
------	---	--

PGM Year: 2012

Project: 0082 - Youth Co-Op-Opa-Locka Employment Assistance Center

IDIS Activity: 5215 - Youth Co-op Inc.- Opa-locka Employment Assistance Center

Status: Completed 12/12/2013 11:43:36 AM

Location: 780 Fisherman St Ste 130 Opa Locka, FL 33054-3807

Objective: Create economic opportunities

Outcome: Sustainability

Matrix Code: Employment Training (05H)

National Objective: LMA

Initial Funding Date: 12/17/2012

Financing

Funded Amount: 35,868.91

Drawn Thru Program Year: 35,868.91

Drawn In Program Year: 0.00

Proposed Accomplishments

People (General) : 225

Total Population in Service Area: 3,675

Census Tract Percent Low / Mod: 58.70

Annual Accomplishments

Years	Accomplishment Narrative	# Benefitting
-------	--------------------------	---------------

2012	11 clients were served with employment assistance.	
------	--	--

PGM Year: 2012

Project: 0083 - MD PROS-Homestead Gardens Public Housing Project

IDIS Activity: 5216 - MD PROS- Homestead Gardens Public Housing Project

Status: Open

Location: 1542 SW 4th St Homestead, FL 33030-6708

Objective: Provide decent affordable housing

Outcome: Affordability

Matrix Code: Public Housing Modernization (14C)

National Objective: LMH

Initial Funding Date: 01/28/2013

Financing

Funded Amount: 91,000.00

Drawn Thru Program Year: 42,621.79

Drawn In Program Year: 42,621.79

Description:

Development of new Tot Lot.

The proposed Tot Lot represents a continuation of funding for the modernization of the development which commenced in 2008 with modernization and hardening activities completed with Disaster Recovery Initiative (DRI) Rounds 2 funding.

Proposed Accomplishments

Housing Units : 150

Actual Accomplishments

Number assisted:

	Owner		Renter		Total		Person	
	Total	Hispanic	Total	Hispanic	Total	Hispanic	Total	Hispanic
White:	0	0	0	0	0	0		0
Black/African American:	0	0	0	0	0	0	0	0
Asian:	0	0	0	0	0	0	0	0
American Indian/Alaskan Native:	0	0	0	0	0	0	0	0
Native Hawaiian/Other Pacific Islander:	0	0	0	0	0	0	0	0
American Indian/Alaskan Native & White:	0	0	0	0	0	0	0	0
Asian White:	0	0	0	0	0	0	0	0
Black/African American & White:	0	0	0	0	0	0	0	0
American Indian/Alaskan Native & Black/African American:	0	0	0	0	0	0	0	0
Other multi-racial:	0	0	0	0	0	0	0	0
Asian/Pacific Islander:	0	0	0	0	0	0	0	0
Hispanic:	0	0	0	0	0	0	0	0
Total:	0	0	0	0	0	0	0	0
Female-headed Households:	0		0		0			

Income Category:

	Owner	Renter	Total	Person
Extremely Low	0	0	0	0
Low Mod	0	0	0	0
Moderate	0	0	0	0
Non Low Moderate	0	0	0	0
Total	0	0	0	0

Percent Low/Mod

Annual Accomplishments

Years	Accomplishment Narrative	# Benefitting
2012	Contract was executed in 2013.	
2013	Design in progress, plans at 90%(2013 1st quarter progress report)	

PGM Year:2013

Project:0022 - Marshall Williamson Park Improvements Project 2013

IDIS Activity:5217 - City of South Miami-Marshall Williamson Park Improvement Project

Status:Open

Location:6125 SW 68th St South Miami, FL 33143-3413

Objective:Create suitable living environments

Outcome:Availability/accessibility

Matrix Code:Parks, Recreational Facilities (03F)

National Objective:LMA

Initial Funding Date:08/19/2013

Financing

Funded Amount:115,000.00

Drawn Thru Program Year:0.00

Drawn In Program Year:0.00

Description:

Demolition of (3) playgrounds, installation of (2) playgrounds, a basketball half-court, park amenities and tree canopy, repair of sidewalks in the park.

Proposed Accomplishments

Public Facilities : 1

Total Population in Service Area: 1,170

Census Tract Percent Low / Mod: 88.60

Annual Accomplishments

Years	Accomplishment Narrative	# Benefitting
2013	PHCD approved procurement process for selected vendor for demolition and installation of playgrounds. Pre-construction meeting conducted(4th quarter progress report).	

PGM Year:2013

Project:0023 - Eureka Drive Adult Daycare Center (Sunrise Community Inc.)

IDIS Activity:5218 - Sunrise Community, Inc.-Eureka Drive Adult Day Care

Status:Open

Location:9040 Sunset Dr Miami, FL 33173-3432

Objective:Create suitable living environments

Outcome:Availability/accessibility

Matrix Code:Senior Centers (03A)

National Objective:LMC

Initial Funding Date:08/19/2013

Financing

Funded Amount:317,534.97

Drawn Thru Program Year:45,442.60

Drawn In Program Year:45,442.60

Description:

Renovation of 2 story building to serve adults with special needs. Adult Day Care will serve 100 men and women.

Proposed Accomplishments

Public Facilities : 1

Actual Accomplishments

Number assisted:	Owner		Renter		Total		Person	
	Total	Hispanic	Total	Hispanic	Total	Hispanic	Total	Hispanic
White:	0	0	0	0	0	0		0
Black/African American:	0	0	0	0	0	0	0	0

Asian:	0	0	0	0	0	0	0	0
American Indian/Alaskan Native:	0	0	0	0	0	0	0	0
Native Hawaiian/Other Pacific Islander:	0	0	0	0	0	0	0	0
American Indian/Alaskan Native & White:	0	0	0	0	0	0	0	0
Asian White:	0	0	0	0	0	0	0	0
Black/African American & White:	0	0	0	0	0	0	0	0
American Indian/Alaskan Native & Black/African American:	0	0	0	0	0	0	0	0
Other multi-racial:	0	0	0	0	0	0	0	0
Asian/Pacific Islander:	0	0	0	0	0	0	0	0
Hispanic:	0	0	0	0	0	0	0	0
Total:	0	0	0	0	0	0	0	0

Female-headed Households: 0 0 0

Income Category:

	Owner	Renter	Total	Person
Extremely Low	0	0	0	0
Low Mod	0	0	0	0
Moderate	0	0	0	0
Non Low Moderate	0	0	0	0
Total	0	0	0	0

Percent Low/Mod

Annual Accomplishments

Years	Accomplishment Narrative	# Benefitting
-------	--------------------------	---------------

2013 activity is underway. elevator inspection and operational permit has been completed. Waiting on architect to complete floor plans, schematics and supression system plans. Finalizing with County Departments to get clearance to closeout permit(4th quarter progress report).

PGM Year: 2013

Project: 0024 - The HUB -2013 (Latin Missions Ministries LLC)

IDIS Activity: 5219 - Latin Missions Ministries, LLC-The HUB

Status: Open

Location: 7800 SW 56th St Miami, FL 33155-4311

Objective: Create suitable living environments

Outcome: Availability/accessibility

Matrix Code: Youth Centers (03D)

National Objective: LMC

Initial Funding Date: 08/19/2013

Financing

Funded Amount: 70,000.00

Drawn Thru Program Year: 0.00

Drawn In Program Year: 0.00

Description:

Rehabilitation of existing building for a youth center sports area and classroom space for 35 low - moderate income youth.

Proposed Accomplishments

Public Facilities : 1

Actual Accomplishments

Number assisted:

	Owner		Renter		Total		Person	
	Total	Hispanic	Total	Hispanic	Total	Hispanic	Total	Hispanic
White:	0	0	0	0	0	0		0
Black/African American:	0	0	0	0	0	0	0	0
Asian:	0	0	0	0	0	0	0	0
American Indian/Alaskan Native:	0	0	0	0	0	0	0	0
Native Hawaiian/Other Pacific Islander:	0	0	0	0	0	0	0	0
American Indian/Alaskan Native & White:	0	0	0	0	0	0	0	0
Asian White:	0	0	0	0	0	0	0	0
Black/African American & White:	0	0	0	0	0	0	0	0
American Indian/Alaskan Native & Black/African American:	0	0	0	0	0	0	0	0
Other multi-racial:	0	0	0	0	0	0	0	0
Asian/Pacific Islander:	0	0	0	0	0	0	0	0
Hispanic:	0	0	0	0	0	0	0	0
Total:	0	0	0	0	0	0	0	0
Female-headed Households:	0		0		0			

Income Category:

	Owner	Renter	Total	Person
Extremely Low	0	0	0	0
Low Mod	0	0	0	0
Moderate	0	0	0	0
Non Low Moderate	0	0	0	0
Total	0	0	0	0
Percent Low/Mod				

Annual Accomplishments

Years	Accomplishment Narrative	# Benefitting
-------	--------------------------	---------------

2013 General Contractor has been selected. Pending Miami-Dade County approval to commence rehabilitation.

PGM Year: 2013

Project: 0026 - Alpha & Omega Daycare Center-2013 (Latin Mission Ministries)

IDIS Activity: 5220 - City of Sweetwater-Drainage Improvements Phase 2 B

Status: Open

Location: 500 SW 109th Ave Sweetwater, FL 33174-1336

Objective: Create suitable living environments

Outcome: Availability/accessibility

Matrix Code: Flood Drainage Improvements (03I)

National Objective: LMA

Initial Funding Date: 08/19/2013

Financing

Funded Amount: 710,212.32

Drawn Thru Program Year: 51,980.07

Description:

Drainage improvements (Phase 2B), including the construction and installation of drainage improvement structures.

Drawn In Program Year: 51,980.07

Proposed Accomplishments

Public Facilities : 1

Total Population in Service Area: 1,532

Census Tract Percent Low / Mod: 69.60

Annual Accomplishments

Years	Accomplishment Narrative	# Benefitting
2013	Pre-construction preparation activities including project advertisement and environment assessment. 52% completed.	

PGM Year: 2013

Project: 0029 - St. Alban's Renovation Project - 2013 (St. Alban's Day Nursery Inc.)

IDIS Activity: 5222 - St. Albans day Nursery, Inc.-St. Albans Renovation Project

Status: Open

Location: 3465 Brooker St Miami, FL 33133-4867

Objective: Create suitable living environments

Outcome: Availability/accessibility

Matrix Code: Child Care Centers (03M)

National Objective: LMC

Initial Funding Date: 08/19/2013

Financing Description: Capital Improvements for two childcare facilities.

Funded Amount: 40,000.00

Drawn Thru Program Year: 0.00

Drawn In Program Year: 0.00

Proposed Accomplishments

Public Facilities : 1

Actual Accomplishments

Number assisted:

	Owner		Renter		Total		Person	
	Total	Hispanic	Total	Hispanic	Total	Hispanic	Total	Hispanic
White:	0	0	0	0	0	0		0
Black/African American:	0	0	0	0	0	0	0	0
Asian:	0	0	0	0	0	0	0	0
American Indian/Alaskan Native:	0	0	0	0	0	0	0	0
Native Hawaiian/Other Pacific Islander:	0	0	0	0	0	0	0	0
American Indian/Alaskan Native & White:	0	0	0	0	0	0	0	0
Asian White:	0	0	0	0	0	0	0	0
Black/African American & White:	0	0	0	0	0	0	0	0
American Indian/Alaskan Native & Black/African American:	0	0	0	0	0	0	0	0
Other multi-racial:	0	0	0	0	0	0	0	0
Asian/Pacific Islander:	0	0	0	0	0	0	0	0
Hispanic:	0	0	0	0	0	0	0	0
Total:	0	0	0	0	0	0	0	0
Female-headed Households:	0		0		0			

Income Category:

	Owner	Renter	Total	Person
Extremely Low	0	0	0	0
Low Mod	0	0	0	0
Moderate	0	0	0	0
Non Low Moderate	0	0	0	0
Total	0	0	0	0
Percent Low/Mod				

Annual Accomplishments

Years	Accomplishment Narrative	# Benefitting
-------	--------------------------	---------------

2013 Activity is underway. Bid advertisement was reubmitted and two bids were obtained. selected the contractor. In the process of completed the contract with the contractor(4th quarter progress report).

PGM Year: 2013

Project: 0012 - Hialeah-Dade Development, Inc. - 2013

IDIS Activity: 5223 - Hialeah Dade Dev., Inc.-ED Technical Assistance

Status: Open

Location: 501 Palm Ave Hialeah, FL 33010-4719

Objective: Create economic opportunities

Outcome: Sustainability

Matrix Code: ED Direct Financial Assistance to For-Profits (18A)

National Objective: LMJ

Initial Funding Date: 05/28/2013

Financing

Funded Amount: 305,891.93

Drawn Thru Program Year: 156,974.53

Drawn In Program Year: 144,681.03

Description:

Provide technical assistance to businesses in Hialeah, Hialeah Gardens, Miami Lakes, Miami springs, Doral, Virginia Gardens, Medley, unincorporated Miami-Dade, creation of a minimum of 8 jobs.\$119,819 funded thru Reso # R-356-13.\$55,891.93 funded thru Reso R#-356-13.

Proposed Accomplishments

Jobs : 8

Actual Accomplishments

Number assisted:

	Owner		Renter		Total		Person	
	Total	Hispanic	Total	Hispanic	Total	Hispanic	Total	Hispanic
White:	0	0	0	0	0	0	16	16
Black/African American:	0	0	0	0	0	0	0	0
Asian:	0	0	0	0	0	0	0	0
American Indian/Alaskan Native:	0	0	0	0	0	0	0	0
Native Hawaiian/Other Pacific Islander:	0	0	0	0	0	0	0	0
American Indian/Alaskan Native & White:	0	0	0	0	0	0	0	0
Asian White:	0	0	0	0	0	0	0	0
Black/African American & White:	0	0	0	0	0	0	0	0
American Indian/Alaskan Native & Black/African American:	0	0	0	0	0	0	0	0
Other multi-racial:	0	0	0	0	0	0	2	0
Asian/Pacific Islander:	0	0	0	0	0	0	0	0

Hispanic:	0	0	0	0	0	0	0	0
Total:	0	0	0	0	0	0	18	16

Female-headed Households:	0	0	0	0	0	0	0	0
---------------------------	---	---	---	---	---	---	---	---

<i>Income Category:</i>				
	Owner	Renter	Total	Person
Extremely Low	0	0	0	10
Low Mod	0	0	0	7
Moderate	0	0	0	1
Non Low Moderate	0	0	0	0
Total	0	0	0	18
Percent Low/Mod				100.0%

Annual Accomplishments

Years	Accomplishment Narrative		# Benefitting	
2013	Created 18 jobs.			
PGM Year:	2013			
Project:	0113 - Youth Co-Op, Inc.- Employment Assistance			
IDIS Activity:	5224 - Youth-Co-op, Inc.-Employment Assistance Center			
Status:	Open		Objective:	Create economic opportunities
Location:	3525 NW 7th Ave Miami, FL 33127-3307		Outcome:	Sustainability
			Matrix Code:	Employment Training (05H)
			National Objective:	LMC
Initial Funding Date:	06/04/2013		Description:	
Financing			Provide employment and training services for 225 youths in Opa-locka NRSA and surrounding areas.\$200,000 funded thru R356-13.	
Funded Amount:	200,000.00			
Drawn Thru Program Year:	114,888.57			
Drawn In Program Year:	114,888.57			

Proposed Accomplishments

People (General) : 225

Actual Accomplishments

<i>Number assisted:</i>	Owner		Renter		Total		Person	
	Total	Hispanic	Total	Hispanic	Total	Hispanic	Total	Hispanic
White:	0	0	0	0	0	0	10	8
Black/African American:	0	0	0	0	0	0	213	2
Asian:	0	0	0	0	0	0	0	0
American Indian/Alaskan Native:	0	0	0	0	0	0	0	0
Native Hawaiian/Other Pacific Islander:	0	0	0	0	0	0	1	1
American Indian/Alaskan Native & White:	0	0	0	0	0	0	0	0
Asian White:	0	0	0	0	0	0	0	0
Black/African American & White:	0	0	0	0	0	0	1	0

American Indian/Alaskan Native & Black/African American:	0	0	0	0	0	0	2	0
Other multi-racial:	0	0	0	0	0	0	2	0
Asian/Pacific Islander:	0	0	0	0	0	0	0	0
Hispanic:	0	0	0	0	0	0	0	0
Total:	0	0	0	0	0	0	229	11
Female-headed Households:	0		0		0			

Income Category:

	Owner	Renter	Total	Person
Extremely Low	0	0	0	149
Low Mod	0	0	0	79
Moderate	0	0	0	1
Non Low Moderate	0	0	0	0
Total	0	0	0	229
Percent Low/Mod				100.0%

Annual Accomplishments

Years	Accomplishment Narrative	# Benefitting
--------------	---------------------------------	----------------------

2013 Served 229 people

PGM Year: 2013

Project: 0014 - Zoe Palacio de Los Jugos 2013 (Anaías Investment, LLC)

IDIS Activity: 5225 - Anaías Investment, LLC-Joe Palcio de Los Jugos

Status: Canceled 7/29/2013 8:23:33 AM

Location: 3411 NW 7th St Miami, FL 33125-4013

Objective: Create economic opportunities

Outcome: Sustainability

Matrix Code: Other Commercial/Industrial Improvements (17D)

National Objective: LMJ

Description:

Development of restaurant from former auto repair shop, creating a minimum of 20 jobs within the NRSAs.

\$659,819.00 funded thru R-356-13. Activity cancelled as per R-627-13

Initial Funding Date: 05/28/2013

Financing

Funded Amount: 0.00

Drawn Thru Program Year: 0.00

Drawn In Program Year: 0.00

Proposed Accomplishments

Jobs : 20

Actual Accomplishments

Number assisted:

	Owner		Renter		Total		Person	
	Total	Hispanic	Total	Hispanic	Total	Hispanic	Total	Hispanic
White:	0	0	0	0	0	0		0
Black/African American:	0	0	0	0	0	0	0	0
Asian:	0	0	0	0	0	0	0	0
American Indian/Alaskan Native:	0	0	0	0	0	0	0	0
Native Hawaiian/Other Pacific Islander:	0	0	0	0	0	0	0	0

American Indian/Alaskan Native & White:	0	0	0	0	0	0	0	0
Asian White:	0	0	0	0	0	0	0	0
Black/African American & White:	0	0	0	0	0	0	0	0
American Indian/Alaskan Native & Black/African American:	0	0	0	0	0	0	0	0
Other multi-racial:	0	0	0	0	0	0	0	0
Asian/Pacific Islander:	0	0	0	0	0	0	0	0
Hispanic:	0	0	0	0	0	0	0	0
Total:	0	0	0	0	0	0	0	0
Female-headed Households:	0		0		0			

Income Category:

	Owner	Renter	Total	Person
Extremely Low	0	0	0	0
Low Mod	0	0	0	0
Moderate	0	0	0	0
Non Low Moderate	0	0	0	0
Total	0	0	0	0
Percent Low/Mod				

Annual Accomplishments

No data returned for this view. This might be because the applied filter excludes all data.

PGM Year:

2013

Project:

0050 - Ascension Health Education Leadership Program (HELP- 2013)

IDIS Activity:

5226 - Ascension Community Development Corporation

Status:

Open

Location:

11201 SW 160th St Miami, FL 33157-2701

Objective:

Create suitable living environments

Outcome:

Availability/accessibility

Matrix Code:

Senior Services (05A)

National Objective:

LMC

Initial Funding Date:

05/28/2013

Description:

Provide health, fitness and educational services to seniors and youths.
\$89,215.25 funded thru R-356-13.

Financing

Funded Amount:

103,478.25

Drawn Thru Program Year:

0.00

Drawn In Program Year:

0.00

Proposed Accomplishments

People (General) :

41

Actual Accomplishments

Number assisted:

	Owner		Renter		Total		Person	
	Total	Hispanic	Total	Hispanic	Total	Hispanic	Total	Hispanic
White:	0	0	0	0	0	0	4	3
Black/African American:	0	0	0	0	0	0	76	0
Asian:	0	0	0	0	0	0	0	0
American Indian/Alaskan Native:	0	0	0	0	0	0	0	0
Native Hawaiian/Other Pacific Islander:	0	0	0	0	0	0	0	0
American Indian/Alaskan Native & White:	0	0	0	0	0	0	0	0
Asian White:	0	0	0	0	0	0	0	0
Black/African American & White:	0	0	0	0	0	0	0	0
American Indian/Alaskan Native & Black/African American:	0	0	0	0	0	0	0	0
Other multi-racial:	0	0	0	0	0	0	0	0
Asian/Pacific Islander:	0	0	0	0	0	0	0	0
Hispanic:	0	0	0	0	0	0	0	0
Total:	0	0	0	0	0	0	80	3
Female-headed Households:	0		0		0			

Income Category:

	Owner	Renter	Total	Person
Extremely Low	0	0	0	50
Low Mod	0	0	0	16
Moderate	0	0	0	14
Non Low Moderate	0	0	0	0
Total	0	0	0	80
Percent Low/Mod				100.0%

Annual Accomplishments

Years	Accomplishment Narrative		# Benefitting	
2013	In the process of developing program plans for children, youh and families(2013 1st quarter progress report)			
	Assisted 80 children during the year(4th quarter progress report)			
PGM Year:	2013			
Project:	0027 - Dementia Memory Care Unit Capital Improvement (Assistance to the Elderly)			
IDIS Activity:	5227 - Assistance to the Elderly- Dementia/Memory Care Unit			
Status:	Open	Objective:	Create suitable living environments	
Location:	5617 NW 7th St Miami, FL 33126-3216	Outcome:	Sustainability	
		Matrix Code:	Health Facilities (03P)	National Objective: LMC

Initial Funding Date:	05/28/2013	Description:	New construction of a DementiaMemory Care Unit for 60 low-to-moderate income dementia clients in an assisted living facility.
Financing			\$171,029.32 funded thru R-356-13.
Funded Amount:	500,000.00		
Drawn Thru Program Year:	0.00		
Drawn In Program Year:	0.00		

Proposed Accomplishments

Public Facilities : 1

Actual Accomplishments

Number assisted:	Owner		Renter		Total		Person	
	Total	Hispanic	Total	Hispanic	Total	Hispanic	Total	Hispanic
White:	0	0	0	0	0	0		0
Black/African American:	0	0	0	0	0	0	0	0
Asian:	0	0	0	0	0	0	0	0
American Indian/Alaskan Native:	0	0	0	0	0	0	0	0
Native Hawaiian/Other Pacific Islander:	0	0	0	0	0	0	0	0
American Indian/Alaskan Native & White:	0	0	0	0	0	0	0	0
Asian White:	0	0	0	0	0	0	0	0
Black/African American & White:	0	0	0	0	0	0	0	0
American Indian/Alaskan Native & Black/African American:	0	0	0	0	0	0	0	0
Other multi-racial:	0	0	0	0	0	0	0	0
Asian/Pacific Islander:	0	0	0	0	0	0	0	0
Hispanic:	0	0	0	0	0	0	0	0
Total:	0	0	0	0	0	0	0	0
Female-headed Households:	0		0		0			

Income Category:

	Owner	Renter	Total	Person
Extremely Low	0	0	0	0
Low Mod	0	0	0	0
Moderate	0	0	0	0
Non Low Moderate	0	0	0	0
Total	0	0	0	0
Percent Low/Mod				

Annual Accomplishments

Years	Accomplishment Narrative	# Benefitting
2013	Project is in Pre-construction phase.	
PGM Year:	2013	
Project:	0114 - City of Opa-Locka-Ali Baba Ave Roadway Improvement Project	
IDIS Activity:	5228 - City of Opa-Locka-Ali Baba Ave Roadway Improvement Project	

Status: Canceled 7/29/2013 8:05:24 AM

Location: 780 Fisherman St Opa Locka, FL 33054-3806

Objective: Create suitable living environments

Outcome: Availability/accessibility

Matrix Code: Street Improvements (03K)

National Objective: LMA

Initial Funding Date: 05/29/2013

Financing

Funded Amount: 0.00

Drawn Thru Program Year: 0.00

Drawn In Program Year: 0.00

Proposed Accomplishments

People (General) : 47

Total Population in Service Area: 47

Census Tract Percent Low / Mod: 100.00

Annual Accomplishments

No data returned for this view. This might be because the applied filter excludes all data.

Description:

Roadway Improvements to consist of the upgrade of an existing roadway drainage system, sidewalk widening, median islands, bike lanes and pavement reconstruction and resurfacing Funded \$504,573.58 thru R-356-13.\$504,573.58 recaptured as per R-627-13.

PGM Year: 2013

Project: 0115 - Contractors Resource Center-Community Contractors & Residents Construction Program

IDIS Activity: 5229 - Contractors Resource Center-Community Contractors & Residents Construction Program

Status: Open

Location: 697 N Miami Ave Miami, FL 33136-4100

Objective: Create economic opportunities

Outcome: Sustainability

Matrix Code: ED Technical Assistance (18B)

National Objective: LMJ

Initial Funding Date: 05/29/2013

Financing

Funded Amount: 250,000.00

Drawn Thru Program Year: 166,960.62

Drawn In Program Year: 166,960.62

Proposed Accomplishments

Jobs : 8

Actual Accomplishments

Description:

Provide technical assistance to low-to-moderate income business clients to obtain construction contracts create 8 jobs.\$250,000.00 funded thru R-356-13.

	Owner		Renter		Total		Person	
Number assisted:	Total	Hispanic	Total	Hispanic	Total	Hispanic	Total	Hispanic
White:	0	0	0	0	0	0		0
Black/African American:	0	0	0	0	0	0	0	0

Asian:	0	0	0	0	0	0	0	0
American Indian/Alaskan Native:	0	0	0	0	0	0	0	0
Native Hawaiian/Other Pacific Islander:	0	0	0	0	0	0	0	0
American Indian/Alaskan Native & White:	0	0	0	0	0	0	0	0
Asian White:	0	0	0	0	0	0	0	0
Black/African American & White:	0	0	0	0	0	0	0	0
American Indian/Alaskan Native & Black/African American:	0	0	0	0	0	0	0	0
Other multi-racial:	0	0	0	0	0	0	0	0
Asian/Pacific Islander:	0	0	0	0	0	0	0	0
Hispanic:	0	0	0	0	0	0	0	0
Total:	0	0	0	0	0	0	0	0

Female-headed Households:	0	0	0
---------------------------	---	---	---

Income Category:

	Owner	Renter	Total	Person
Extremely Low	0	0	0	0
Low Mod	0	0	0	0
Moderate	0	0	0	0
Non Low Moderate	0	0	0	0
Total	0	0	0	0

Percent Low/Mod

Annual Accomplishments

No data returned for this view. This might be because the applied filter excludes all data.

PGM Year: 2013

Project: 0116 - Dynamic Community Development Corporation-ED Technical Assistance

IDIS Activity: 5230 - Dynamic Community Development Corporation-ED Technical Assistance

Status: Open

Location: 3550 Biscayne Blvd Miami, FL 33137-3841

Objective: Create economic opportunities

Outcome: Sustainability

Matrix Code: ED Technical Assistance (18B)

National Objective: LMJ

Initial Funding Date: 05/29/2013

Financing

Funded Amount: 80,000.00

Drawn Thru Program Year: 41,575.02

Drawn In Program Year: 41,575.02

Description:

Provide technical assistance to small businesses within Melrose NRSA and create 3 jobs.\$80,000.00 funded thru R-356-13.

Proposed Accomplishments

Jobs : 3

Actual Accomplishments

Number assisted:

	Owner		Renter		Total		Person	
	Total	Hispanic	Total	Hispanic	Total	Hispanic	Total	Hispanic
White:	0	0	0	0	0	0	2	2
Black/African American:	0	0	0	0	0	0	1	0
Asian:	0	0	0	0	0	0	0	0
American Indian/Alaskan Native:	0	0	0	0	0	0	0	0
Native Hawaiian/Other Pacific Islander:	0	0	0	0	0	0	0	0
American Indian/Alaskan Native & White:	0	0	0	0	0	0	0	0
Asian White:	0	0	0	0	0	0	0	0
Black/African American & White:	0	0	0	0	0	0	0	0
American Indian/Alaskan Native & Black/African American:	0	0	0	0	0	0	0	0
Other multi-racial:	0	0	0	0	0	0	0	0
Asian/Pacific Islander:	0	0	0	0	0	0	0	0
Hispanic:	0	0	0	0	0	0	0	0
Total:	0	0	0	0	0	0	3	2
Female-headed Households:	0		0		0			

Income Category:

	Owner	Renter	Total	Person
Extremely Low	0	0	0	0
Low Mod	0	0	0	3
Moderate	0	0	0	0
Non Low Moderate	0	0	0	0
Total	0	0	0	3
Percent Low/Mod				100.0%

Annual Accomplishments

Years	Accomplishment Narrative	# Benefitting
2013	Mwt with business owners to survey their needs and concerns to provide technical assistance resultrd in the creation of one job(3rd quarter progress report).	
	Cumulative total of 3 jobs were created as per 4th quarter progress report.	
PGM Year:	2013	
Project:	0117 - Miami BridgeCapital Improvement at Miami Bridge Facility	
IDIS Activity:	5231 - Miami Bridge Youth and Family Services, Inc.-Facility Improvements	
Status:	Open	Objective: Create suitable living environments
Location:	2810 NW South River Dr Miami, FL 33125-1120	Outcome: Sustainability

Initial Funding Date: 08/06/2013**Financing**

Funded Amount: 18,863.00
Drawn Thru Program Year: 0.00
Drawn In Program Year: 0.00

Description:

Capital improvements at Miami Bridge facility.\$18,863.00 funded thru R-356-13.

Proposed Accomplishments

Public Facilities : 1

Actual Accomplishments*Number assisted:*

	Owner		Renter		Total		Person	
	Total	Hispanic	Total	Hispanic	Total	Hispanic	Total	Hispanic
White:	0	0	0	0	0	0		0
Black/African American:	0	0	0	0	0	0	0	0
Asian:	0	0	0	0	0	0	0	0
American Indian/Alaskan Native:	0	0	0	0	0	0	0	0
Native Hawaiian/Other Pacific Islander:	0	0	0	0	0	0	0	0
American Indian/Alaskan Native & White:	0	0	0	0	0	0	0	0
Asian White:	0	0	0	0	0	0	0	0
Black/African American & White:	0	0	0	0	0	0	0	0
American Indian/Alaskan Native & Black/African American:	0	0	0	0	0	0	0	0
Other multi-racial:	0	0	0	0	0	0	0	0
Asian/Pacific Islander:	0	0	0	0	0	0	0	0
Hispanic:	0	0	0	0	0	0	0	0
Total:	0	0	0	0	0	0	0	0
Female-headed Households:	0		0		0			

Income Category:

	Owner	Renter	Total	Person
Extremely Low	0	0	0	0
Low Mod	0	0	0	0
Moderate	0	0	0	0
Non Low Moderate	0	0	0	0
Total	0	0	0	0
Percent Low/Mod				

Annual Accomplishments

No data returned for this view. This might be because the applied filter excludes all data.

PGM Year: 2013
Project: 0118 - Miami Bridge Youth and Family Services, Inc.-Miami Bridge Program Support
IDIS Activity: 5232 - Miami Bridge Youth and Family Services, Inc.-Program Support

Status: Open Objective: Create suitable living environments
Location: 2810 NW South River Dr Miami, FL 33125-1120 Outcome: Availability/accessibility
Matrix Code: Abused and Neglected Children (05N) National Objective: LMC

Initial Funding Date: 08/06/2013

Financing **Description:** Programmatic Support-At risk Youth.\$37,863.00 funded thru R-356-13.

Funded Amount: 37,863.00
Drawn Thru Program Year: 0.00
Drawn In Program Year: 0.00

Proposed Accomplishments

People (General) : 170

Actual Accomplishments

Number assisted:

	Owner		Renter		Total		Person	
	Total	Hispanic	Total	Hispanic	Total	Hispanic	Total	Hispanic
White:	0	0	0	0	0	0		0
Black/African American:	0	0	0	0	0	0	0	0
Asian:	0	0	0	0	0	0	0	0
American Indian/Alaskan Native:	0	0	0	0	0	0	0	0
Native Hawaiian/Other Pacific Islander:	0	0	0	0	0	0	0	0
American Indian/Alaskan Native & White:	0	0	0	0	0	0	0	0
Asian White:	0	0	0	0	0	0	0	0
Black/African American & White:	0	0	0	0	0	0	0	0
American Indian/Alaskan Native & Black/African American:	0	0	0	0	0	0	0	0
Other multi-racial:	0	0	0	0	0	0	0	0
Asian/Pacific Islander:	0	0	0	0	0	0	0	0
Hispanic:	0	0	0	0	0	0	0	0
Total:	0	0	0	0	0	0	0	0
Female-headed Households:	0		0		0			

Income Category:

	Owner	Renter	Total	Person
Extremely Low	0	0	0	0
Low Mod	0	0	0	0
Moderate	0	0	0	0
Non Low Moderate	0	0	0	0
Total	0	0	0	0

Annual Accomplishments

No data returned for this view. This might be because the applied filter excludes all data.

PGM Year: 2013

Project: 0119 - MD PWWM-Roadway Improvements in District 11

IDIS Activity: 5233 - MD PWWM-Roadway Improvements in District 11

Status: Open

Location: 111 NW 1st St Miami, FL 33128-1902

Objective: Create suitable living environments

Outcome: Availability/accessibility

Matrix Code: Street Improvements (03K)

National Objective: LMA

Initial Funding Date: 08/06/2013

Financing

Funded Amount: 73,129.00

Drawn Thru Program Year: 0.00

Drawn In Program Year: 0.00

Description:

Roadway improvements in District 12.\$73,129.00 funded thru R-356-13.

Proposed Accomplishments

People (General) : 5,890

Total Population in Service Area: 5,890

Census Tract Percent Low / Mod: 71.10

Annual Accomplishments

No data returned for this view. This might be because the applied filter excludes all data.

PGM Year: 2013

Project: 0120 - Archdiocesan Council of Miami Society of St. Vincent de paul

IDIS Activity: 5234 - Archdiocesan Council of Miami Society of St. Vincent de paul-Mother of Christ Food Ministry

Status: Open

Location: 14141 SW 26th St Miami, FL 33175-7085

Objective: Create suitable living environments

Outcome: Availability/accessibility

Matrix Code: Food Banks (05W)

National Objective: LMC

Initial Funding Date:

08/06/2013

Financing

Funded Amount:

18,728.00

Drawn Thru Program Year:

0.00

Drawn In Program Year:

0.00

Description:

Food Program for Needy.\$18,728.00 funded thru R-356-13

Proposed Accomplishments

People (General) : 1,200

Actual Accomplishments

Number assisted:

	Owner		Renter		Total		Person	
	Total	Hispanic	Total	Hispanic	Total	Hispanic	Total	Hispanic
White:	0	0	0	0	0	0		0
Black/African American:	0	0	0	0	0	0	0	0
Asian:	0	0	0	0	0	0	0	0
American Indian/Alaskan Native:	0	0	0	0	0	0	0	0
Native Hawaiian/Other Pacific Islander:	0	0	0	0	0	0	0	0
American Indian/Alaskan Native & White:	0	0	0	0	0	0	0	0
Asian White:	0	0	0	0	0	0	0	0
Black/African American & White:	0	0	0	0	0	0	0	0
American Indian/Alaskan Native & Black/African American:	0	0	0	0	0	0	0	0
Other multi-racial:	0	0	0	0	0	0	0	0
Asian/Pacific Islander:	0	0	0	0	0	0	0	0
Hispanic:	0	0	0	0	0	0	0	0
Total:	0	0	0	0	0	0	0	0
Female-headed Households:	0		0		0			

Income Category:

	Owner	Renter	Total	Person
Extremely Low	0	0	0	0
Low Mod	0	0	0	0
Moderate	0	0	0	0
Non Low Moderate	0	0	0	0
Total	0	0	0	0
Percent Low/Mod				

Annual Accomplishments

No data returned for this view. This might be because the applied filter excludes all data.

PGM Year: 2013
Project: 0121 - North Dade Community Development Federal Credit Union-Technical Assistance
IDIS Activity: 5235 - North Dade Community Development Federal Credit Union-Technical Assistance

Status: Open
Location: 18591 NW 27th Ave Miami Gardens, FL 33056-3104

Objective: Create economic opportunities
Outcome: Sustainability
Matrix Code: ED Technical Assistance (18B) National Objective: LMJ

Initial Funding Date: 05/30/2013

Financing

Funded Amount: 200,000.00
Drawn Thru Program Year: 109,265.49
Drawn In Program Year: 109,265.49

Description:

Provide technical assistance to small businesses and create 6 jobs.\$200,000.00 funded thru R-356-13.

Proposed Accomplishments

Jobs : 6

Actual Accomplishments

Number assisted:

	Owner		Renter		Total		Person	
	Total	Hispanic	Total	Hispanic	Total	Hispanic	Total	Hispanic
White:	0	0	0	0	0	0		0
Black/African American:	0	0	0	0	0	0	0	0
Asian:	0	0	0	0	0	0	0	0
American Indian/Alaskan Native:	0	0	0	0	0	0	0	0
Native Hawaiian/Other Pacific Islander:	0	0	0	0	0	0	0	0
American Indian/Alaskan Native & White:	0	0	0	0	0	0	0	0
Asian White:	0	0	0	0	0	0	0	0
Black/African American & White:	0	0	0	0	0	0	0	0
American Indian/Alaskan Native & Black/African American:	0	0	0	0	0	0	0	0
Other multi-racial:	0	0	0	0	0	0	0	0
Asian/Pacific Islander:	0	0	0	0	0	0	0	0
Hispanic:	0	0	0	0	0	0	0	0
Total:	0	0	0	0	0	0	0	0
Female-headed Households:	0		0		0			

Income Category:

	Owner	Renter	Total	Person
Extremely Low	0	0	0	0
Low Mod	0	0	0	0
Moderate	0	0	0	0
Non Low Moderate	0	0	0	0
Total	0	0	0	0
Percent Low/Mod				

Annual Accomplishments

No data returned for this view. This might be because the applied filter excludes all data.

PGM Year:

2013

Project:

0122 - The Miracle League of Miami Dade

IDIS Activity:

5236 - The Miracle League-Baseball Project at Tamiami Park

Status:

Open

Location:

11201 SW 24th St Miami, FL 33165-2229

Objective:

Create suitable living environments

Outcome:

Availability/accessibility

Matrix Code:

Parks, Recreational Facilities (03F)

National Objective:

LMC

Initial Funding Date:

08/06/2013

Description:

The project will provide an outdoor baseball facility with a custom designed synthetic turf baseball field for children with physical and mental challenges.
The project also included handicap accesible dugouts, stands for families, lighting, a handicap accessible parking area, an additional accessible restroom facility, concession area and an ADA compliant boundless playground designed for disability access and safety.\$54,727 funded thru R-356-13.

Financing

Funded Amount:

54,727.00

Drawn Thru Program Year:

0.00

Drawn In Program Year:

0.00

Proposed Accomplishments

Public Facilities : 1

Actual Accomplishments

Number assisted:

	Owner		Renter		Total		Person	
	Total	Hispanic	Total	Hispanic	Total	Hispanic	Total	Hispanic
White:	0	0	0	0	0	0		0
Black/African American:	0	0	0	0	0	0	0	0
Asian:	0	0	0	0	0	0	0	0
American Indian/Alaskan Native:	0	0	0	0	0	0	0	0
Native Hawaiian/Other Pacific Islander:	0	0	0	0	0	0	0	0
American Indian/Alaskan Native & White:	0	0	0	0	0	0	0	0
Asian White:	0	0	0	0	0	0	0	0
Black/African American & White:	0	0	0	0	0	0	0	0
American Indian/Alaskan Native & Black/African American:	0	0	0	0	0	0	0	0
Other multi-racial:	0	0	0	0	0	0	0	0
Asian/Pacific Islander:	0	0	0	0	0	0	0	0
Hispanic:	0	0	0	0	0	0	0	0
Total:	0	0	0	0	0	0	0	0
Female-headed Households:	0		0		0			

Income Category:

	Owner	Renter	Total	Person
Extremely Low	0	0	0	0
Low Mod	0	0	0	0
Moderate	0	0	0	0
Non Low Moderate	0	0	0	0
Total	0	0	0	0
Percent Low/Mod				

Annual Accomplishments

No data returned for this view. This might be because the applied filter excludes all data.

PGM Year: 2013

Project: 0011 - Entrepreneurial Institute -2013 (Partners for Self Employment)

IDIS Activity: 5238 - Partners for Self Employment-Entrepreneurial Institute

Status: Open

Location: 3000 Biscayne Blvd Miami, FL 33137-4130

Objective: Create economic opportunities

Outcome: Sustainability

Matrix Code: ED Technical Assistance (18B)

National Objective: LMJ

Initial Funding Date: 06/04/2013

Financing

Funded Amount: 125,000.00

Drawn Thru Program Year: 96,022.95

Drawn In Program Year: 96,022.95

Description:

Provide technical assistance to small businesses to create 4 jobs.

Proposed Accomplishments

Jobs : 4

Actual Accomplishments

Number assisted:

	Owner		Renter		Total		Person	
	Total	Hispanic	Total	Hispanic	Total	Hispanic	Total	Hispanic
White:	0	0	0	0	0	0	1	1
Black/African American:	0	0	0	0	0	0	4	0
Asian:	0	0	0	0	0	0	0	0
American Indian/Alaskan Native:	0	0	0	0	0	0	0	0
Native Hawaiian/Other Pacific Islander:	0	0	0	0	0	0	0	0
American Indian/Alaskan Native & White:	0	0	0	0	0	0	0	0
Asian White:	0	0	0	0	0	0	0	0

Black/African American & White:	0	0	0	0	0	0	0	0
American Indian/Alaskan Native & Black/African American:	0	0	0	0	0	0	0	0
Other multi-racial:	0	0	0	0	0	0	0	0
Asian/Pacific Islander:	0	0	0	0	0	0	0	0
Hispanic:	0	0	0	0	0	0	0	0
Total:	0	0	0	0	0	0	5	1
Female-headed Households:	0		0		0			

<i>Income Category:</i>				
	Owner	Renter	Total	Person
Extremely Low	0	0	0	2
Low Mod	0	0	0	2
Moderate	0	0	0	1
Non Low Moderate	0	0	0	0
Total	0	0	0	5
Percent Low/Mod				100.0%

Annual Accomplishments

Years	Accomplishment Narrative	# Benefitting
-------	--------------------------	---------------

2013 The agency created 5 jobs during the year as reported in the 4th quarter Progress Report.

PGM Year:

2013

Project:

0013 - ESBH Business Incubator -2013 (Neighbors and Neighbors)

IDIS Activity:

5239 - Neighbors and Neighbors Association, Inc.-ESBH Business Incubator

Status:

Open

Objective:

Create economic opportunities

Location:

4055 NW 17th Ave Miami, FL 33142-4851

Outcome:

Sustainability

Matrix Code:

Micro-Enterprise Assistance (18C)

National Objective:

LMJ

Initial Funding Date:

06/04/2013

Description:

Business Incubator providing services to (10) small business.
\$150,000.00 funded thru R-356-13\$2,584.50 funded thru R-356-13.

Financing

Funded Amount:

202,584.50

Drawn Thru Program Year:

122,051.41

Drawn In Program Year:

122,051.41

Proposed Accomplishments

Jobs : 6

Actual Accomplishments

<i>Number assisted:</i>	Owner		Renter		Total		Person	
	Total	Hispanic	Total	Hispanic	Total	Hispanic	Total	Hispanic
White:	0	0	0	0	0	0		0
Black/African American:	0	0	0	0	0	0	0	0
Asian:	0	0	0	0	0	0	0	0
American Indian/Alaskan Native:	0	0	0	0	0	0	0	0

Native Hawaiian/Other Pacific Islander:	0	0	0	0	0	0	0	0
American Indian/Alaskan Native & White:	0	0	0	0	0	0	0	0
Asian White:	0	0	0	0	0	0	0	0
Black/African American & White:	0	0	0	0	0	0	0	0
American Indian/Alaskan Native & Black/African American:	0	0	0	0	0	0	0	0
Other multi-racial:	0	0	0	0	0	0	6	0
Asian/Pacific Islander:	0	0	0	0	0	0	0	0
Hispanic:	0	0	0	0	0	0	0	0
Total:	0	0	0	0	0	0	6	0

Female-headed Households: 0 0 0

Income Category:

	Owner	Renter	Total	Person
Extremely Low	0	0	0	6
Low Mod	0	0	0	0
Moderate	0	0	0	0
Non Low Moderate	0	0	0	0
Total	0	0	0	6
Percent Low/Mod				100.0%

Annual Accomplishments

Years	Accomplishment Narrative	# Benefitting
2013	6 jobs were created. Assisted 339 businesses- 146 new and 193 existing(4th quarter Progress report).	

PGM Year: 2013

Project: 0010 - Economic Development -2013 (79th Street Corridor)

IDIS Activity: 5240 - 79th Street Corridor Neighborhood Initiative, Inc.-Economic Development

Status: Open

Objective: Create economic opportunities

Location: 7900 NW 27th Ave Miami, FL 33147-4909

Outcome: Sustainability

Matrix Code: ED Technical Assistance (18B)

National Objective: LMJ

Initial Funding Date: 08/19/2013

Description:

Financing

Funded Amount: 140,000.00

Drawn Thru Program Year: 48,483.03

Drawn In Program Year: 48,483.03

Provide technical assistanceto businesses in West Little River and Model City.
Create 4 jobs.

Proposed Accomplishments

Jobs : 4

Actual Accomplishments

Number assisted:

Owner		Renter		Total		Person	
Total	Hispanic	Total	Hispanic	Total	Hispanic	Total	Hispanic

White:	0	0	0	0	0	0	0	0
Black/African American:	0	0	0	0	0	0	0	0
Asian:	0	0	0	0	0	0	0	0
American Indian/Alaskan Native:	0	0	0	0	0	0	0	0
Native Hawaiian/Other Pacific Islander:	0	0	0	0	0	0	0	0
American Indian/Alaskan Native & White:	0	0	0	0	0	0	0	0
Asian White:	0	0	0	0	0	0	0	0
Black/African American & White:	0	0	0	0	0	0	0	0
American Indian/Alaskan Native & Black/African American:	0	0	0	0	0	0	0	0
Other multi-racial:	0	0	0	0	0	0	0	0
Asian/Pacific Islander:	0	0	0	0	0	0	0	0
Hispanic:	0	0	0	0	0	0	0	0
Total:	0	0	0	0	0	0	0	0
Female-headed Households:	0		0		0			

<i>Income Category:</i>				
	Owner	Renter	Total	Person
Extremely Low	0	0	0	0
Low Mod	0	0	0	0
Moderate	0	0	0	0
Non Low Moderate	0	0	0	0
Total	0	0	0	0
Percent Low/Mod				

Annual Accomplishments

No data returned for this view. This might be because the applied filter excludes all data.

PGM Year:	2013							
Project:	0051 - Youth Employment Services -2013 (Adults Mankind Organization Inc.)							
IDIS Activity:	5241 - Adults Mankind Organization-Youth Employment Services							
Status:	Open			Objective:	Create economic opportunities			
Location:	4343 W Flagler St Coral Gables, FL 33134-1586			Outcome:	Sustainability			National Objective: LMC
				Matrix Code:	Employment Training (05H)			
Initial Funding Date:	08/19/2013			Description:	Provide life skills training to 26 at-risk lowmod income youths.			
Financing								
Funded Amount:	22,000.00							

PR03 - MIAMI DADE COUNTY								Page: 376 of 438

Drawn Thru Program Year: 17,401.90

Drawn In Program Year: 17,401.90

Proposed Accomplishments

People (General) : 26

Actual Accomplishments

Number assisted:

	Owner		Renter		Total		Person	
	Total	Hispanic	Total	Hispanic	Total	Hispanic	Total	Hispanic
White:	0	0	0	0	0	0	15	15
Black/African American:	0	0	0	0	0	0	12	0
Asian:	0	0	0	0	0	0	0	0
American Indian/Alaskan Native:	0	0	0	0	0	0	0	0
Native Hawaiian/Other Pacific Islander:	0	0	0	0	0	0	0	0
American Indian/Alaskan Native & White:	0	0	0	0	0	0	0	0
Asian White:	0	0	0	0	0	0	0	0
Black/African American & White:	0	0	0	0	0	0	0	0
American Indian/Alaskan Native & Black/African American:	0	0	0	0	0	0	0	0
Other multi-racial:	0	0	0	0	0	0	0	0
Asian/Pacific Islander:	0	0	0	0	0	0	0	0
Hispanic:	0	0	0	0	0	0	0	0
Total:	0	0	0	0	0	0	27	15
Female-headed Households:	0		0		0			

Income Category:

	Owner	Renter	Total	Person
Extremely Low	0	0	0	27
Low Mod	0	0	0	0
Moderate	0	0	0	0
Non Low Moderate	0	0	0	0
Total	0	0	0	27
Percent Low/Mod				100.0%

Annual Accomplishments

Years	Accomplishment Narrative	# Benefitting
2013	Assisted 20 clients as of 3rd quarter of 2013. Reported as of 11-07-2013 Assisted 27 clients as of 4th quarter of 2013.	
PGM Year:	2013	
Project:	0001 - Barry University - ED Technical Assistance 2013	
IDIS Activity:	5243 - Barry University-ED Technical Assistance	
Status:	Open	Objective: Create economic opportunities
Location:	11300 NE 2nd Ave Miami, FL 33161-6628	Outcome: Sustainability

Initial Funding Date: 08/19/2013**Financing**

Funded Amount: 130,696.00
Drawn Thru Program Year: 97,378.16
Drawn In Program Year: 97,378.16

Description:

Provide technical assistance to three (3) businesses located in the NRSAs.
120 individuals will benefit from 6 no-cost noncredit seminars.

Proposed Accomplishments

Jobs : 4

Actual Accomplishments*Number assisted:*

	Owner		Renter		Total		Person	
	Total	Hispanic	Total	Hispanic	Total	Hispanic	Total	Hispanic
White:	0	0	0	0	0	0		0
Black/African American:	0	0	0	0	0	0	0	0
Asian:	0	0	0	0	0	0	0	0
American Indian/Alaskan Native:	0	0	0	0	0	0	0	0
Native Hawaiian/Other Pacific Islander:	0	0	0	0	0	0	0	0
American Indian/Alaskan Native & White:	0	0	0	0	0	0	0	0
Asian White:	0	0	0	0	0	0	0	0
Black/African American & White:	0	0	0	0	0	0	0	0
American Indian/Alaskan Native & Black/African American:	0	0	0	0	0	0	0	0
Other multi-racial:	0	0	0	0	0	0	0	0
Asian/Pacific Islander:	0	0	0	0	0	0	0	0
Hispanic:	0	0	0	0	0	0	0	0
Total:	0	0	0	0	0	0	0	0
Female-headed Households:	0		0		0			

Income Category:

	Owner	Renter	Total	Person
Extremely Low	0	0	0	0
Low Mod	0	0	0	0
Moderate	0	0	0	0
Non Low Moderate	0	0	0	0
Total	0	0	0	0
Percent Low/Mod				

Annual Accomplishments

No data returned for this view. This might be because the applied filter excludes all data.

PGM Year: 2013

Project: 0007 - Technical Assistance for Entrepreneurs and Micro Lending Program - 2013

IDIS Activity: 5244 - Black Economic Development Coalition, Inc.-Technical Assistance and Micro Lending Program

Status: Open

Location: 180 NW 62nd St Miami, FL 33150-4543

Objective: Create economic opportunities

Outcome: Sustainability

Matrix Code: ED Technical Assistance (18B)

National Objective: LMJ

Initial Funding Date: 08/19/2013

Financing

Funded Amount: 281,000.00

Drawn Thru Program Year: 192,966.76

Drawn In Program Year: 192,966.76

Description:

Provide technical assistance and loans to 10 businesses located in or serving theNRSAs.
Create 10 Jobs.

Proposed Accomplishments

Jobs : 10

Actual Accomplishments

Number assisted:

	Owner		Renter		Total		Person	
	Total	Hispanic	Total	Hispanic	Total	Hispanic	Total	Hispanic
White:	0	0	0	0	0	0		0
Black/African American:	0	0	0	0	0	0	0	0
Asian:	0	0	0	0	0	0	0	0
American Indian/Alaskan Native:	0	0	0	0	0	0	0	0
Native Hawaiian/Other Pacific Islander:	0	0	0	0	0	0	0	0
American Indian/Alaskan Native & White:	0	0	0	0	0	0	0	0
Asian White:	0	0	0	0	0	0	0	0
Black/African American & White:	0	0	0	0	0	0	0	0
American Indian/Alaskan Native & Black/African American:	0	0	0	0	0	0	0	0
Other multi-racial:	0	0	0	0	0	0	0	0
Asian/Pacific Islander:	0	0	0	0	0	0	0	0
Hispanic:	0	0	0	0	0	0	0	0
Total:	0	0	0	0	0	0	0	0
Female-headed Households:	0		0		0			

Income Category:

	Owner	Renter	Total	Person
Extremely Low	0	0	0	0
Low Mod	0	0	0	0
Moderate	0	0	0	0
Non Low Moderate	0	0	0	0
Total	0	0	0	0

Annual Accomplishments

No data returned for this view. This might be because the applied filter excludes all data.

PGM Year: 2013
Project: 0019 - Broadway Avenue Mixed Use Building LLC - 2013
IDIS Activity: 5245 - BROADWAY AVE MIXED USED BUILDING 1, LLC.-MIXED USE BUILDING

Status: Open
 Location: 6840 NW 18th Ave Miami, FL 33147-7469

Objective: Create economic opportunities

Outcome: Sustainability

Matrix Code: CI Infrastructure Development (17B)

National Objective: LMJ

Initial Funding Date: 08/19/2013

Financing

Funded Amount: 250,000.00

Drawn Thru Program Year: 0.00

Drawn In Program Year: 0.00

Description:

Development of mixed-use building to include four (4) retail units and eight (8) residential units located in the Model City NRSA.
 Create 7 jobs.

Proposed Accomplishments

Jobs : 7

Actual Accomplishments

Number assisted:

	Owner		Renter		Total		Person	
	Total	Hispanic	Total	Hispanic	Total	Hispanic	Total	Hispanic
White:	0	0	0	0	0	0		0
Black/African American:	0	0	0	0	0	0	0	0
Asian:	0	0	0	0	0	0	0	0
American Indian/Alaskan Native:	0	0	0	0	0	0	0	0
Native Hawaiian/Other Pacific Islander:	0	0	0	0	0	0	0	0
American Indian/Alaskan Native & White:	0	0	0	0	0	0	0	0
Asian White:	0	0	0	0	0	0	0	0
Black/African American & White:	0	0	0	0	0	0	0	0
American Indian/Alaskan Native & Black/African American:	0	0	0	0	0	0	0	0
Other multi-racial:	0	0	0	0	0	0	0	0
Asian/Pacific Islander:	0	0	0	0	0	0	0	0
Hispanic:	0	0	0	0	0	0	0	0
Total:	0	0	0	0	0	0	0	0

Female-headed Households:

000

Income Category:

	Owner	Renter	Total	Person
Extremely Low	0	0	0	0
Low Mod	0	0	0	0
Moderate	0	0	0	0
Non Low Moderate	0	0	0	0
Total	0	0	0	0
Percent Low/Mod				

Annual Accomplishments

No data returned for this view. This might be because the applied filter excludes all data.

PGM Year:

2013

Project:

0020 - Economic Development 2013 (Collaborative Development Corporation)

IDIS Activity:

5247 - Collaborative Development Corporatiion-Economic Development

Status:

Open

Location:

3628 Grand Ave Miami, FL 33133-4953

Objective:

Create economic opportunities

Outcome:

Sustainability

Matrix Code:

Other Commercial/Industrial Improvements (17D)

National Objective:

LMJ

Description:

Creation of 6 kiosks and technical assistance to businesses.
Create 1 job.

Initial Funding Date:

08/19/2013

Financing

Funded Amount:

35,000.00

Drawn Thru Program Year:

0.00

Drawn In Program Year:

0.00

Proposed Accomplishments

Jobs : 1

Actual Accomplishments

	Owner		Renter		Total		Person	
Number assisted:	Total	Hispanic	Total	Hispanic	Total	Hispanic	Total	Hispanic
White:	0	0	0	0	0	0		0
Black/African American:	0	0	0	0	0	0	0	0
Asian:	0	0	0	0	0	0	0	0
American Indian/Alaskan Native:	0	0	0	0	0	0	0	0
Native Hawaiian/Other Pacific Islander:	0	0	0	0	0	0	0	0
American Indian/Alaskan Native & White:	0	0	0	0	0	0	0	0

PR03 - MIAMI DADE COUNTY

Page: 381 of 438

Asian White:	0	0	0	0	0	0	0	0
Black/African American & White:	0	0	0	0	0	0	0	0
American Indian/Alaskan Native & Black/African American:	0	0	0	0	0	0	0	0
Other multi-racial:	0	0	0	0	0	0	0	0
Asian/Pacific Islander:	0	0	0	0	0	0	0	0
Hispanic:	0	0	0	0	0	0	0	0
Total:	0	0	0	0	0	0	0	0
Female-headed Households:	0		0		0			

Income Category:

	Owner	Renter	Total	Person
Extremely Low	0	0	0	0
Low Mod	0	0	0	0
Moderate	0	0	0	0
Non Low Moderate	0	0	0	0
Total	0	0	0	0
Percent Low/Mod				

Annual Accomplishments

No data returned for this view. This might be because the applied filter excludes all data.

PGM Year:

2013

Project:

0064 - Educational Institution Certified and Vocational Training 2013 (Community Technological Institute)

IDIS Activity:

5248 - Community Technological Institute of Miami

Status:

Open

Location:

822 SW 8th St Miami, FL 33130-3704

Objective:

Create economic opportunities

Outcome:

Sustainability

Matrix Code:

Employment Training (05H)

National Objective:

LMC

Initial Funding Date:

08/19/2013

Description:

Provide education and job training for people in lowmoderate income persons.

Financing

Funded Amount:

30,000.00

Drawn Thru Program Year:

0.00

Drawn In Program Year:

0.00

Proposed Accomplishments

People (General) :

17

Actual Accomplishments

Number assisted:

	Owner		Renter		Total		Person	
	Total	Hispanic	Total	Hispanic	Total	Hispanic	Total	Hispanic
White:	0	0	0	0	0	0		0
Black/African American:	0	0	0	0	0	0	1	0
Asian:	0	0	0	0	0	0	1	0
American Indian/Alaskan Native:	0	0	0	0	0	0	0	0
Native Hawaiian/Other Pacific Islander:	0	0	0	0	0	0	0	0
American Indian/Alaskan Native & White:	0	0	0	0	0	0	0	0
Asian White:	0	0	0	0	0	0	0	0
Black/African American & White:	0	0	0	0	0	0	0	0
American Indian/Alaskan Native & Black/African American:	0	0	0	0	0	0	0	0
Other multi-racial:	0	0	0	0	0	0	27	0
Asian/Pacific Islander:	0	0	0	0	0	0	0	0
Hispanic:	0	0	0	0	0	0	0	0
Total:	0	0	0	0	0	0	29	0
Female-headed Households:	0		0		0			

Income Category:

	Owner	Renter	Total	Person
Extremely Low	0	0	0	21
Low Mod	0	0	0	8
Moderate	0	0	0	0
Non Low Moderate	0	0	0	0
Total	0	0	0	29
Percent Low/Mod				100.0%

Annual Accomplishments

Years	Accomplishment Narrative	# Benefitting
-------	--------------------------	---------------

2013 29 people were assisted with employment training (4th quarter progress report)

PGM Year: 2013

Project: 0123 - MD PHCD- Rehabilitation of public housing units in Miami-Dade County

IDIS Activity: 5249 - MD PHCD-Rehab of public housing units- Helen Sawyer Site

Status: Open

Location: 1150 NW 11th Street Rd Miami, FL 33136-2375

Objective: Provide decent affordable housing

Outcome: Affordability

Matrix Code: Public Housing Modernization (14C)

National Objective: LMH

Initial Funding Date: 06/20/2013

Financing

Funded Amount: 50,000.00

Drawn Thru Program Year: 49,960.00

Description:

Rehabilitation of public housing units in Miami-Dade County. Project specific renovations consists of the replacement of sprinkler system, security camera system, and interior painting at Helen Sawyer site.

Drawn In Program Year: 49,960.00

Proposed Accomplishments

Housing Units : 101

Actual Accomplishments

Number assisted:

	Owner		Renter		Total		Person	
	Total	Hispanic	Total	Hispanic	Total	Hispanic	Total	Hispanic
White:	0	0	63	35	63	35	0	0
Black/African American:	0	0	31	12	31	12	0	0
Asian:	0	0	0	0	0	0	0	0
American Indian/Alaskan Native:	0	0	0	0	0	0	0	0
Native Hawaiian/Other Pacific Islander:	0	0	0	0	0	0	0	0
American Indian/Alaskan Native & White:	0	0	0	0	0	0	0	0
Asian White:	0	0	0	0	0	0	0	0
Black/African American & White:	0	0	0	0	0	0	0	0
American Indian/Alaskan Native & Black/African American:	0	0	0	0	0	0	0	0
Other multi-racial:	0	0	0	0	0	0	0	0
Asian/Pacific Islander:	0	0	0	0	0	0	0	0
Hispanic:	0	0	0	0	0	0	0	0
Total:	0	0	94	47	94	47	0	0
Female-headed Households:	0		0		0			

Income Category:

	Owner	Renter	Total	Person
Extremely Low	0	42	42	0
Low Mod	0	52	52	0
Moderate	0	0	0	0
Non Low Moderate	0	0	0	0
Total	0	94	94	0
Percent Low/Mod		100.0%	100.0%	

Annual Accomplishments

Years	Accomplishment Narrative	# Benefitting
-------	--------------------------	---------------

2013	Construction phase completed. 94 units occupied.	
------	--	--

PGM Year: 2013

Project: 0123 - MD PHCD- Rehabilitation of public housing units in Miami-Dade County

IDIS Activity: 5250 - MD PHCD- Rehabilitation of public housing units in Miami-Dade County- Culmer Place Site

Status: Open

Location: 610 NW 10th St Miami, FL 33136-3233

Objective: Provide decent affordable housing

Outcome: Affordability

Matrix Code: Public Housing Modernization (14C)

National Objective: LMH

Initial Funding Date: 06/20/2013

Financing

Funded Amount: 132,237.04
Drawn Thru Program Year: 132,237.04
Drawn In Program Year: 132,237.04

Proposed Accomplishments

Housing Units : 6

Actual Accomplishments

Number assisted:

	Owner		Renter		Total		Person	
	Total	Hispanic	Total	Hispanic	Total	Hispanic	Total	Hispanic
White:	0	0	1	1	1	1	0	0
Black/African American:	0	0	4	0	4	0	0	0
Asian:	0	0	0	0	0	0	0	0
American Indian/Alaskan Native:	0	0	0	0	0	0	0	0
Native Hawaiian/Other Pacific Islander:	0	0	0	0	0	0	0	0
American Indian/Alaskan Native & White:	0	0	0	0	0	0	0	0
Asian White:	0	0	0	0	0	0	0	0
Black/African American & White:	0	0	0	0	0	0	0	0
American Indian/Alaskan Native & Black/African American:	0	0	0	0	0	0	0	0
Other multi-racial:	0	0	0	0	0	0	0	0
Asian/Pacific Islander:	0	0	0	0	0	0	0	0
Hispanic:	0	0	0	0	0	0	0	0
Total:	0	0	5	1	5	1	0	0
Female-headed Households:	0		0		0			

Income Category:

	Owner	Renter	Total	Person
Extremely Low	0	5	5	0
Low Mod	0	0	0	0
Moderate	0	0	0	0
Non Low Moderate	0	0	0	0
Total	0	5	5	0
Percent Low/Mod		100.0%	100.0%	

Annual Accomplishments

Years	Accomplishment Narrative	# Benefitting
-------	--------------------------	---------------

2013 Construction phase completed.

PGM Year: 2013

Project: 0123 - MD PHCD- Rehabilitation of public housing units in Miami-Dade County

IDIS Activity: 5251 - MD PHCD- Rehabilitation of Public Housing units-Arthur Mays Site

Description:

Rehabilitation of Public housing units in Miami-Dade County.
Project specific renovations consist of interior repairs to include painting, kitchen cabinet replacement, vinyl floor replacement, water heater repalcement, and electrical fixtures at the Culer Place site.

Status: Open
Location: 11341 SW 216th St Miami, FL 33170-2910

Objective: Provide decent affordable housing
Outcome: Affordability
Matrix Code: Public Housing Modernization (14C) National Objective: LMH

Initial Funding Date: 06/20/2013

Financing
Funded Amount: 379,748.05
Drawn Thru Program Year: 379,748.05
Drawn In Program Year: 379,748.05

Description:
Rehabilitation of public housing units in Miami-Dade County.
Project specific renovations consist of stucco repairs and exterior painting to 8 buildings at the Arthur Mays Site.

Proposed Accomplishments
Housing Units : 48

Actual Accomplishments

Number assisted:

	Owner		Renter		Total		Person	
	Total	Hispanic	Total	Hispanic	Total	Hispanic	Total	Hispanic
White:	0	0	0	0	0	0		0
Black/African American:	0	0	0	0	0	0	0	0
Asian:	0	0	0	0	0	0	0	0
American Indian/Alaskan Native:	0	0	0	0	0	0	0	0
Native Hawaiian/Other Pacific Islander:	0	0	0	0	0	0	0	0
American Indian/Alaskan Native & White:	0	0	0	0	0	0	0	0
Asian White:	0	0	0	0	0	0	0	0
Black/African American & White:	0	0	0	0	0	0	0	0
American Indian/Alaskan Native & Black/African American:	0	0	0	0	0	0	0	0
Other multi-racial:	0	0	0	0	0	0	0	0
Asian/Pacific Islander:	0	0	0	0	0	0	0	0
Hispanic:	0	0	0	0	0	0	0	0
Total:	0	0	0	0	0	0	0	0
Female-headed Households:	0		0		0			

Income Category:

	Owner	Renter	Total	Person
Extremely Low	0	0	0	0
Low Mod	0	0	0	0
Moderate	0	0	0	0
Non Low Moderate	0	0	0	0
Total	0	0	0	0
Percent Low/Mod				

Annual Accomplishments

Years	Accomplishment Narrative	# Benefitting
2013	Construction phase completed(2013 3rd quarter progress report)	

PGM Year:	2013
Project:	0123 - MD PHCD- Rehabilitation of public housing units in Miami-Dade County
IDIS Activity:	5252 - MD PHCD- Rehabilitation of Public Housing Units- Naranja

Status:	Open	Objective:	Provide decent affordable housing
Location:	26201 SW 139th Ct Homestead, FL 33032-6603	Outcome:	Affordability
		Matrix Code:	Public Housing Modernization (14C)
		National Objective:	LMH

Initial Funding Date:	06/20/2013	Description:	
Financing		Rehabilitation of public housing units in Miami-Dade County.	
Funded Amount:	185,500.00	Project specific renovations consist of exterior painting at the Liberty Square site.	
Drawn Thru Program Year:	185,500.00		
Drawn In Program Year:	185,500.00		

Proposed Accomplishments

Housing Units : 116

Actual Accomplishments

Number assisted:	Owner		Renter		Total		Person	
	Total	Hispanic	Total	Hispanic	Total	Hispanic	Total	Hispanic
White:	0	0	21	21	21	21	0	0
Black/African American:	0	0	95	8	95	8	0	0
Asian:	0	0	0	0	0	0	0	0
American Indian/Alaskan Native:	0	0	0	0	0	0	0	0
Native Hawaiian/Other Pacific Islander:	0	0	0	0	0	0	0	0
American Indian/Alaskan Native & White:	0	0	0	0	0	0	0	0
Asian White:	0	0	0	0	0	0	0	0
Black/African American & White:	0	0	0	0	0	0	0	0
American Indian/Alaskan Native & Black/African American:	0	0	0	0	0	0	0	0
Other multi-racial:	0	0	0	0	0	0	0	0
Asian/Pacific Islander:	0	0	0	0	0	0	0	0
Hispanic:	0	0	0	0	0	0	0	0
Total:	0	0	116	29	116	29	0	0
Female-headed Households:	0		0		0			

<i>Income Category:</i>	Owner	Renter	Total	Person
Extremely Low	0	60	60	0
Low Mod	0	56	56	0
Moderate	0	0	0	0
Non Low Moderate	0	0	0	0
Total	0	116	116	0
Percent Low/Mod		100.0%	100.0%	

Annual Accomplishments

Years	Accomplishment Narrative	# Benefitting
-------	--------------------------	---------------

2013	Construction phase completed.	
------	-------------------------------	--

PGM Year: 2013

Project: 0123 - MD PHCD- Rehabilitation of public housing units in Miami-Dade County

IDIS Activity: 5253 - MD PHCD-Rehabilitation of Public Housing Units- Edison Plaza Kitchen Cabinet Repalcement

Status: Open

Location: 200 NW 55th St Miami, FL 33127-1736

Objective: Provide decent affordable housing

Outcome: Affordability

Matrix Code: Public Housing Modernization (14C)

National Objective: LMH

Initial Funding Date: 06/20/2013

Financing

Funded Amount: 191,585.06

Drawn Thru Program Year: 191,584.66

Drawn In Program Year: 191,584.66

Description:

Rehabilitation of public housing units in Miami-Dade County.

Project specific renovations consist of replacement of kitchen cabinets at Edison Plaza site.

Proposed Accomplishments

Actual Accomplishments

Number assisted:

	Owner		Renter		Total		Person	
	Total	Hispanic	Total	Hispanic	Total	Hispanic	Total	Hispanic
White:	0	0	27	18	27	18	0	0
Black/African American:	0	0	53	13	53	13	0	0
Asian:	0	0	0	0	0	0	0	0
American Indian/Alaskan Native:	0	0	0	0	0	0	0	0
Native Hawaiian/Other Pacific Islander:	0	0	0	0	0	0	0	0
American Indian/Alaskan Native & White:	0	0	0	0	0	0	0	0
Asian White:	0	0	0	0	0	0	0	0
Black/African American & White:	0	0	0	0	0	0	0	0
American Indian/Alaskan Native & Black/African American:	0	0	0	0	0	0	0	0
Other multi-racial:	0	0	0	0	0	0	0	0
Asian/Pacific Islander:	0	0	0	0	0	0	0	0
Hispanic:	0	0	0	0	0	0	0	0
Total:	0	0	80	31	80	31	0	0

Female-headed Households:

0	0	0
---	---	---

Income Category:

	Owner	Renter	Total	Person
Extremely Low	0	29	29	0
Low Mod	0	51	51	0
Moderate	0	0	0	0
Non Low Moderate	0	0	0	0
Total	0	80	80	0

Annual Accomplishments

Years	Accomplishment Narrative	# Benefitting
-------	--------------------------	---------------

2013 Construction phase completed. 80 units were assisted.

PGM Year: 2013
Project: 0123 - MD PHCD- Rehabilitation of public housing units in Miami-Dade County
IDIS Activity: 5254 - MD PHCD-Rehabilitation of Public housing units-Edison Plaza Exterior Painting

Status: Open Objective: Provide decent affordable housing
 Location: 200 NW 55th St Miami, FL 33127-1736 Outcome: Affordability
 Matrix Code: Public Housing Modernization (14C) National Objective: LMH

Initial Funding Date: 06/20/2013

Financing Description:
 Rehabilitation of public housing units in Miami-Dade County.
 Project specific renovations consist of exterior painting at the Edison Plaza site.

Funded Amount: 93,926.95

Drawn Thru Program Year: 93,926.95

Drawn In Program Year: 93,926.95

Proposed Accomplishments

Actual Accomplishments

Number assisted:

	Owner		Renter		Total		Person	
	Total	Hispanic	Total	Hispanic	Total	Hispanic	Total	Hispanic
White:	0	0	0	0	0	0		0
Black/African American:	0	0	0	0	0	0	0	0
Asian:	0	0	0	0	0	0	0	0
American Indian/Alaskan Native:	0	0	0	0	0	0	0	0
Native Hawaiian/Other Pacific Islander:	0	0	0	0	0	0	0	0
American Indian/Alaskan Native & White:	0	0	0	0	0	0	0	0
Asian White:	0	0	0	0	0	0	0	0
Black/African American & White:	0	0	0	0	0	0	0	0
American Indian/Alaskan Native & Black/African American:	0	0	0	0	0	0	0	0
Other multi-racial:	0	0	0	0	0	0	0	0
Asian/Pacific Islander:	0	0	0	0	0	0	0	0
Hispanic:	0	0	0	0	0	0	0	0
Total:	0	0	0	0	0	0	0	0
Female-headed Households:	0		0		0			

Income Category:

	Owner	Renter	Total	Person
Extremely Low	0	0	0	0
Low Mod	0	0	0	0
Moderate	0	0	0	0

Non Low Moderate	0	0	0	0
Total	0	0	0	0
Percent Low/Mod				

Annual Accomplishments

Years	Accomplishment Narrative	# Benefitting
-------	--------------------------	---------------

2013 Construction phase completed(9-30-2013).

PGM Year: 2013

Project: 0058 - Elderly Meals Program - Curley's House of Style Inc.

IDIS Activity: 5255 - Curley's House of Style, Inc.

Status: Open

Location: 6025 NW 6th Ct Miami, FL 33127-1146

Objective: Create suitable living environments

Outcome: Availability/accessibility

Matrix Code: Senior Services (05A)

National Objective: LMC

Initial Funding Date: 08/19/2013

Financing

Funded Amount: 30,181.00

Drawn Thru Program Year: 22,027.26

Drawn In Program Year: 22,027.26

Description:

Provide meals delivering services, health and nutritional workshops to 31 seniors in Model City, Biscayne North, Opa-locka, South Miami, Melrose and West Little River NRSAs.

Proposed Accomplishments

People (General) : 31

Actual Accomplishments

Number assisted:

	Owner		Renter		Total		Person	
	Total	Hispanic	Total	Hispanic	Total	Hispanic	Total	Hispanic
White:	0	0	0	0	0	0	2	0
Black/African American:	0	0	0	0	0	0	24	0
Asian:	0	0	0	0	0	0	0	0
American Indian/Alaskan Native:	0	0	0	0	0	0	0	0
Native Hawaiian/Other Pacific Islander:	0	0	0	0	0	0	0	0
American Indian/Alaskan Native & White:	0	0	0	0	0	0	0	0
Asian White:	0	0	0	0	0	0	0	0
Black/African American & White:	0	0	0	0	0	0	0	0
American Indian/Alaskan Native & Black/African American:	0	0	0	0	0	0	0	0
Other multi-racial:	0	0	0	0	0	0	6	0
Asian/Pacific Islander:	0	0	0	0	0	0	0	0
Hispanic:	0	0	0	0	0	0	0	0
Total:	0	0	0	0	0	0	32	0
Female-headed Households:	0		0		0			

Income Category:

Owner Renter Total Person

Extremely Low	0	0	0	0
Low Mod	0	0	0	32
Moderate	0	0	0	0
Non Low Moderate	0	0	0	0
Total	0	0	0	32
Percent Low/Mod				100.0%

Annual Accomplishments

Years	Accomplishment Narrative	# Benefitting
-------	--------------------------	---------------

2013 As of 4th quarter 32 people were assisted with the activity.

PGM Year: 2013

Project: 0015 - Creating jobs in South Miami Providing Technical Assistance - Econ. Dev. Coun. of S. Miami-Dade

IDIS Activity: 5256 - Economic Development Council of South Miami-Dade, Inc.-ED technical Assistance

Status: Open

Location: 18001 Old Cutler Rd Palmetto Bay, FL 33157-6422

Objective: Create economic opportunities

Outcome: Sustainability

Matrix Code: ED Technical Assistance (18B)

National Objective: LMJ

Initial Funding Date: 08/19/2013

Financing

Funded Amount: 40,000.00

Drawn Thru Program Year: 11,016.90

Drawn In Program Year: 11,016.90

Description:

Provide technical assistance to small businesses in Goulds and Perrine NRSAs.
Create 2 jobs.

Proposed Accomplishments

Jobs : 2

Actual Accomplishments

Number assisted:	Owner		Renter		Total		Person	
	Total	Hispanic	Total	Hispanic	Total	Hispanic	Total	Hispanic
White:	0	0	0	0	0	0		0
Black/African American:	0	0	0	0	0	0	0	0
Asian:	0	0	0	0	0	0	0	0
American Indian/Alaskan Native:	0	0	0	0	0	0	0	0
Native Hawaiian/Other Pacific Islander:	0	0	0	0	0	0	0	0
American Indian/Alaskan Native & White:	0	0	0	0	0	0	0	0
Asian White:	0	0	0	0	0	0	0	0
Black/African American & White:	0	0	0	0	0	0	0	0
American Indian/Alaskan Native & Black/African American:	0	0	0	0	0	0	0	0
Other multi-racial:	0	0	0	0	0	0	0	0
Asian/Pacific Islander:	0	0	0	0	0	0	0	0
Hispanic:	0	0	0	0	0	0	0	0
Total:	0	0	0	0	0	0	0	0

Female-headed Households: 0 0 0

Income Category:

	Owner	Renter	Total	Person
Extremely Low	0	0	0	0
Low Mod	0	0	0	0
Moderate	0	0	0	0
Non Low Moderate	0	0	0	0
Total	0	0	0	0
Percent Low/Mod				

Annual Accomplishments

Years	Accomplishment Narrative	# Benefitting
-------	--------------------------	---------------

2013	Continued to consult with local business to identify needs. Began work with workforce FI to identify potential companies and employees. Contracted with two companies with regarding job creation (2nd quarter progress report). Agency began market and support identified companies, consulted with both companies that have signed the agreement form(3rd quarter progress report)	
------	---	--

PGM Year:	2013
Project:	0018 - Fanm Village (Fanm Ayisyen Nan Miyami Inc)
IDIS Activity:	5257 - Fanm Ayisyen Nan Miyami, Inc.- Fanm Village

Status:	Open	Objective:	Create economic opportunities
Location:	181 NE 82nd St Miami, FL 33138-3755	Outcome:	Sustainability
		Matrix Code:	CI Building Acquisition, Construction, Rehabilitation (17C)
		National Objective:	LMJ

Initial Funding Date:	08/19/2013	Description:
Financing		Acquisition and rehabilitation of a commercial building to house the FANM Village. The activity will serve as a market place serving the West Little River and Little Haiti target areas. Create 3 jobs.
Funded Amount:	80,181.00	
Drawn Thru Program Year:	0.00	
Drawn In Program Year:	0.00	

Proposed Accomplishments

Jobs : 3

Actual Accomplishments

Number assisted:	Owner		Renter		Total		Person	
	Total	Hispanic	Total	Hispanic	Total	Hispanic	Total	Hispanic
White:	0	0	0	0	0	0		0
Black/African American:	0	0	0	0	0	0	0	0
Asian:	0	0	0	0	0	0	0	0
American Indian/Alaskan Native:	0	0	0	0	0	0	0	0
Native Hawaiian/Other Pacific Islander:	0	0	0	0	0	0	0	0
American Indian/Alaskan Native & White:	0	0	0	0	0	0	0	0
Asian White:	0	0	0	0	0	0	0	0
Black/African American & White:	0	0	0	0	0	0	0	0
American Indian/Alaskan Native & Black/African American:	0	0	0	0	0	0	0	0

Other multi-racial:	0	0	0	0	0	0	0	0
Asian/Pacific Islander:	0	0	0	0	0	0	0	0
Hispanic:	0	0	0	0	0	0	0	0
Total:	0	0	0	0	0	0	0	0

Female-headed Households:

0

0

0

<i>Income Category:</i>				
	Owner	Renter	Total	Person
Extremely Low	0	0	0	0
Low Mod	0	0	0	0
Moderate	0	0	0	0
Non Low Moderate	0	0	0	0
Total	0	0	0	0
Percent Low/Mod				

Annual Accomplishments

No data returned for this view. This might be because the applied filter excludes all data.

PGM Year:

2013

Project:

0057 - Public Service 2013- (Goulds Coalition of Ministers and Lay People, Inc).

IDIS Activity:

5258 - Goulds Coalition of Ministers & Lay People, Inc.-Public Service 2013

Status:

Open

Objective:

Create suitable living environments

Location:

11500 SW 220th St Miami, FL 33170-2916

Outcome:

Availability/accessibility

Matrix Code:

Public Services (General) (05)

National Objective:

LMC

Initial Funding Date:

08/19/2013

Description:

Provide supportive services to Goulds and surrounding areas for homeless and needy families.

Financing

Funded Amount:

14,263.00

Drawn Thru Program Year:

1,228.23

Drawn In Program Year:

1,228.23

Proposed Accomplishments

People (General) : 150

Actual Accomplishments

<i>Number assisted:</i>	Owner		Renter		Total		Person	
	Total	Hispanic	Total	Hispanic	Total	Hispanic	Total	Hispanic

White:	0	0	0	0	0	0	0	0
Black/African American:	0	0	0	0	0	0	0	0
Asian:	0	0	0	0	0	0	0	0
American Indian/Alaskan Native:	0	0	0	0	0	0	0	0
Native Hawaiian/Other Pacific Islander:	0	0	0	0	0	0	0	0
American Indian/Alaskan Native & White:	0	0	0	0	0	0	0	0
Asian White:	0	0	0	0	0	0	0	0
Black/African American & White:	0	0	0	0	0	0	0	0
American Indian/Alaskan Native & Black/African American:	0	0	0	0	0	0	0	0
Other multi-racial:	0	0	0	0	0	0	0	0
Asian/Pacific Islander:	0	0	0	0	0	0	0	0
Hispanic:	0	0	0	0	0	0	0	0
Total:	0	0	0	0	0	0	0	0
Female-headed Households:	0		0		0			

<i>Income Category:</i>				
	Owner	Renter	Total	Person
Extremely Low	0	0	0	0
Low Mod	0	0	0	0
Moderate	0	0	0	0
Non Low Moderate	0	0	0	0
Total	0	0	0	0
Percent Low/Mod				

Annual Accomplishments

No data returned for this view. This might be because the applied filter excludes all data.

PGM Year:	2013		
Project:	0052 - Employment and Training (Greater Miami Service Corps)		
IDIS Activity:	5259 - Greater Miami Service Corps-Emplyment and Training		
Status:	Open	Objective:	Create economic opportunities
Location:	810 NW 28th St Miami, FL 33127-4046	Outcome:	Sustainability
		Matrix Code:	Employment Training (05H)
		National Objective:	LMC
Initial Funding Date:	08/19/2013	Description:	
Financing		Provide employment and training services to 8 youths between the ages of 18-23.	
Funded Amount:	57,052.00		

PR03 - MIAMI DADE COUNTY

Page: 394 of 438

Drawn Thru Program Year: 56,941.00

Drawn In Program Year: 56,941.00

Proposed Accomplishments

People (General) : 8

Actual Accomplishments

Number assisted:

	Owner		Renter		Total		Person	
	Total	Hispanic	Total	Hispanic	Total	Hispanic	Total	Hispanic
White:	0	0	0	0	0	0		0
Black/African American:	0	0	0	0	0	0	0	0
Asian:	0	0	0	0	0	0	0	0
American Indian/Alaskan Native:	0	0	0	0	0	0	0	0
Native Hawaiian/Other Pacific Islander:	0	0	0	0	0	0	0	0
American Indian/Alaskan Native & White:	0	0	0	0	0	0	0	0
Asian White:	0	0	0	0	0	0	0	0
Black/African American & White:	0	0	0	0	0	0	0	0
American Indian/Alaskan Native & Black/African American:	0	0	0	0	0	0	0	0
Other multi-racial:	0	0	0	0	0	0	0	0
Asian/Pacific Islander:	0	0	0	0	0	0	0	0
Hispanic:	0	0	0	0	0	0	0	0
Total:	0	0	0	0	0	0	0	0
Female-headed Households:	0		0		0			

Income Category:

	Owner	Renter	Total	Person
Extremely Low	0	0	0	0
Low Mod	0	0	0	0
Moderate	0	0	0	0
Non Low Moderate	0	0	0	0
Total	0	0	0	0

Percent Low/Mod

Annual Accomplishments

Years	Accomplishment Narrative	# Benefitting	
2013	The activity is progressing. Staff is in the process of compiling the beneficiary information.		
PGM Year:	2013		
Project:	0061 - Nutrition for Elderly and Disabled Dialysis Patients (Josefa Perez de Castano Kidney Found.)		
IDIS Activity:	5260 - Josefa Perez de Castano Kidney Foundation, Inc		
Status:	Open	Objective:	Create suitable living environments
Location:	2141 SW 1st St Miami, FL 33135-1694	Outcome:	Availability/accessibility
		Matrix Code:	Senior Services (05A)
		National Objective:	LMC

Initial Funding Date: 08/19/2013

Financing

Funded Amount: 30,000.00
Drawn Thru Program Year: 18,548.13
Drawn In Program Year: 18,548.13

Description:

Provide meals for 43 seniors dialysis patients.

Proposed Accomplishments

People (General) : 43

Actual Accomplishments

Number assisted:

	Owner		Renter		Total		Person	
	Total	Hispanic	Total	Hispanic	Total	Hispanic	Total	Hispanic
White:	0	0	0	0	0	0	29	4
Black/African American:	0	0	0	0	0	0	14	0
Asian:	0	0	0	0	0	0	0	0
American Indian/Alaskan Native:	0	0	0	0	0	0	0	0
Native Hawaiian/Other Pacific Islander:	0	0	0	0	0	0	0	0
American Indian/Alaskan Native & White:	0	0	0	0	0	0	0	0
Asian White:	0	0	0	0	0	0	0	0
Black/African American & White:	0	0	0	0	0	0	0	0
American Indian/Alaskan Native & Black/African American:	0	0	0	0	0	0	0	0
Other multi-racial:	0	0	0	0	0	0	0	0
Asian/Pacific Islander:	0	0	0	0	0	0	0	0
Hispanic:	0	0	0	0	0	0	0	0
Total:	0	0	0	0	0	0	43	4
Female-headed Households:	0		0		0			

Income Category:

	Owner	Renter	Total	Person
Extremely Low	0	0	0	43
Low Mod	0	0	0	0
Moderate	0	0	0	0
Non Low Moderate	0	0	0	0
Total	0	0	0	43
Percent Low/Mod				100.0%

Annual Accomplishments

Years	Accomplishment Narrative	# Benefitting
2013	43 person served(4th quarter progress report)	
PGM Year:	2013	
Project:	0062 - Citizenship, Internet and Intergenerational Empowerment Services (Latinos United in Action Ctr)	
IDIS Activity:	5261 - Latinos United in Action Center, Inc.-Empowerment Services	

Status: Open
Location: 3321 NW 17th Ave Miami, FL 33142-6164

Objective: Create suitable living environments
Outcome: Availability/accessibility
Matrix Code: Senior Services (05A) National Objective: LMC

Initial Funding Date: 08/19/2013

Financing

Funded Amount: 30,000.00
Drawn Thru Program Year: 5,756.16
Drawn In Program Year: 5,756.16

Proposed Accomplishments

People (General) : 60

Actual Accomplishments

Number assisted:

	Owner		Renter		Total		Person	
	Total	Hispanic	Total	Hispanic	Total	Hispanic	Total	Hispanic
White:	0	0	0	0	0	0		0
Black/African American:	0	0	0	0	0	0	7	7
Asian:	0	0	0	0	0	0	0	0
American Indian/Alaskan Native:	0	0	0	0	0	0	0	0
Native Hawaiian/Other Pacific Islander:	0	0	0	0	0	0	0	0
American Indian/Alaskan Native & White:	0	0	0	0	0	0	0	0
Asian White:	0	0	0	0	0	0	0	0
Black/African American & White:	0	0	0	0	0	0	0	0
American Indian/Alaskan Native & Black/African American:	0	0	0	0	0	0	0	0
Other multi-racial:	0	0	0	0	0	0	55	0
Asian/Pacific Islander:	0	0	0	0	0	0	0	0
Hispanic:	0	0	0	0	0	0	0	0
Total:	0	0	0	0	0	0	62	7
Female-headed Households:	0		0		0			

Income Category:

	Owner	Renter	Total	Person
Extremely Low	0	0	0	44
Low Mod	0	0	0	18
Moderate	0	0	0	0
Non Low Moderate	0	0	0	0
Total	0	0	0	62
Percent Low/Mod				100.0%

Annual Accomplishments

Years	Accomplishment Narrative	# Benefitting
2013	62 persons were assisted(4th quarter progress report).	

PGM Year:	2013
Project:	0049 - Childcare Facility (Llirraf'O, Inc)
IDIS Activity:	5262 - Llirraf'o, Inc.-Child Care Facility

Status:	Open	Objective:	Create suitable living environments
Location:	6125 SW 68th St South Miami, FL 33143-3413	Outcome:	Sustainability
		Matrix Code:	Child Care Centers (03M)
			National Objective: LMC

Initial Funding Date:	08/19/2013	Description:	
Financing		Provide shade structure at Llirraf'O child care center located at 6125 SW 68 St, South Miami, FL	
Funded Amount:	20,000.00		
Drawn Thru Program Year:	0.00		
Drawn In Program Year:	0.00		

Proposed Accomplishments

Public Facilities : 1

Actual Accomplishments

Number assisted:

	Owner		Renter		Total		Person	
	Total	Hispanic	Total	Hispanic	Total	Hispanic	Total	Hispanic
White:	0	0	0	0	0	0		0
Black/African American:	0	0	0	0	0	0	0	0
Asian:	0	0	0	0	0	0	0	0
American Indian/Alaskan Native:	0	0	0	0	0	0	0	0
Native Hawaiian/Other Pacific Islander:	0	0	0	0	0	0	0	0
American Indian/Alaskan Native & White:	0	0	0	0	0	0	0	0
Asian White:	0	0	0	0	0	0	0	0
Black/African American & White:	0	0	0	0	0	0	0	0
American Indian/Alaskan Native & Black/African American:	0	0	0	0	0	0	0	0
Other multi-racial:	0	0	0	0	0	0	0	0
Asian/Pacific Islander:	0	0	0	0	0	0	0	0
Hispanic:	0	0	0	0	0	0	0	0
Total:	0	0	0	0	0	0	0	0
Female-headed Households:	0		0		0			

Income Category:

	Owner	Renter	Total	Person
Extremely Low	0	0	0	0
Low Mod	0	0	0	0
Moderate	0	0	0	0
Non Low Moderate	0	0	0	0
Total	0	0	0	0
Percent Low/Mod				

Annual Accomplishments

Years	Accomplishment Narrative	# Benefitting
-------	--------------------------	---------------

2013	Bid phase to begin in January 2014. Project to be completed by March 31, 2014(2013 4th quarter progress report)	
------	---	--

PGM Year: 2013

Project: 0056 - School Readiness (Llirraf'O, Inc)

IDIS Activity: 5263 - Llirraf'O, Inc.-School Readiness

Status: Open

Location: 6741 SW 24th St Miami, FL 33155-1762

Objective: Create suitable living environments

Outcome: Availability/accessibility

Matrix Code: Child Care Services (05L)

National Objective: LMC

Initial Funding Date: 08/19/2013

Financing

Funded Amount: 45,052.00

Drawn Thru Program Year: 36,762.24

Drawn In Program Year: 36,762.24

Description:

Provide school readiness childcare service to 47 children within districts 6, 7 & 9.

Proposed Accomplishments

People (General) : 47

Actual Accomplishments

Number assisted:

	Owner		Renter		Total		Person	
	Total	Hispanic	Total	Hispanic	Total	Hispanic	Total	Hispanic
White:	0	0	0	0	0	0	12	12
Black/African American:	0	0	0	0	0	0	12	0
Asian:	0	0	0	0	0	0	1	1
American Indian/Alaskan Native:	0	0	0	0	0	0	0	0
Native Hawaiian/Other Pacific Islander:	0	0	0	0	0	0	0	0
American Indian/Alaskan Native & White:	0	0	0	0	0	0	0	0
Asian White:	0	0	0	0	0	0	0	0
Black/African American & White:	0	0	0	0	0	0	1	1
American Indian/Alaskan Native & Black/African American:	0	0	0	0	0	0	0	0
Other multi-racial:	0	0	0	0	0	0	0	0
Asian/Pacific Islander:	0	0	0	0	0	0	0	0
Hispanic:	0	0	0	0	0	0	0	0
Total:	0	0	0	0	0	0	26	14
Female-headed Households:	0		0		0			

Income Category:

	Owner	Renter	Total	Person
Extremely Low	0	0	0	10
Low Mod	0	0	0	16
Moderate	0	0	0	0
Non Low Moderate	0	0	0	0

Total	0	0	0	26
Percent Low/Mod				100.0%

Annual Accomplishments

Years	Accomplishment Narrative	# Benefitting
-------	--------------------------	---------------

2013 2nd Quarter Progress Report: 26 persons were assisted.

PGM Year: 2013

Project: 0009 - Technical Assistance to Business Program -2013 -Miami-Dade Chamber of Commerce Inc.

IDIS Activity: 5264 - Miami Dade Chamber of Commerce-Technical Assistance

Status: Open

Location: 1951 NW 7th Ave Miami, FL 33136-1104

Objective: Create economic opportunities

Outcome: Sustainability

Matrix Code: ED Direct Financial Assistance to For-Profits (18A)

National Objective: LMJ

Initial Funding Date: 08/19/2013

Financing

Funded Amount: 250,000.00

Drawn Thru Program Year: 105,543.47

Drawn In Program Year: 105,543.47

Description:

Provide technical assistance to 200 businesses within the NRSAs and create 7 jobs.

Proposed Accomplishments

Jobs : 7

Actual Accomplishments

Number assisted:

	Owner		Renter		Total		Person	
	Total	Hispanic	Total	Hispanic	Total	Hispanic	Total	Hispanic
White:	0	0	0	0	0	0		0
Black/African American:	0	0	0	0	0	0	0	0
Asian:	0	0	0	0	0	0	0	0
American Indian/Alaskan Native:	0	0	0	0	0	0	0	0
Native Hawaiian/Other Pacific Islander:	0	0	0	0	0	0	0	0
American Indian/Alaskan Native & White:	0	0	0	0	0	0	0	0
Asian White:	0	0	0	0	0	0	0	0
Black/African American & White:	0	0	0	0	0	0	0	0
American Indian/Alaskan Native & Black/African American:	0	0	0	0	0	0	0	0
Other multi-racial:	0	0	0	0	0	0	0	0
Asian/Pacific Islander:	0	0	0	0	0	0	0	0
Hispanic:	0	0	0	0	0	0	0	0
Total:	0	0	0	0	0	0	0	0
Female-headed Households:	0		0		0			

Income Category:

	Owner	Renter	Total	Person
Extremely Low	0	0	0	0

Low Mod	0	0	0	0
Moderate	0	0	0	0
Non Low Moderate	0	0	0	0
Total	0	0	0	0
Percent Low/Mod				

Annual Accomplishments

No data returned for this view. This might be because the applied filter excludes all data.

PGM Year: 2013
Project: 0066 - Advocates for Victims
IDIS Activity: 5265 - MD CAHS-Advocates for Victims

Status: Completed 2/18/2014 2:10:38 PM
Location: 701 NW 1st Ct Miami, FL 33136-3902

Objective: Create suitable living environments
Outcome: Availability/accessibility
Matrix Code: Battered and Abused Spouses (05G) National Objective: LMC

Initial Funding Date: 08/19/2013

Financing

Funded Amount: 500,000.00
Drawn Thru Program Year: 500,000.00
Drawn In Program Year: 500,000.00

Description:

Provide outreach and intervention assistance to victims of violent and domestic crimes who are low-to-moderate income persons and households; and, temporary shelter to victims and dependants.

Proposed Accomplishments

People (General) : 325

Actual Accomplishments

Number assisted:

	Owner		Renter		Total		Person	
	Total	Hispanic	Total	Hispanic	Total	Hispanic	Total	Hispanic
White:	0	0	0	0	0	0	62	0
Black/African American:	0	0	0	0	0	0	235	0
Asian:	0	0	0	0	0	0	0	0
American Indian/Alaskan Native:	0	0	0	0	0	0	0	0
Native Hawaiian/Other Pacific Islander:	0	0	0	0	0	0	0	0
American Indian/Alaskan Native & White:	0	0	0	0	0	0	0	0
Asian White:	0	0	0	0	0	0	0	0
Black/African American & White:	0	0	0	0	0	0	0	0
American Indian/Alaskan Native & Black/African American:	0	0	0	0	0	0	0	0
Other multi-racial:	0	0	0	0	0	0	182	0

Asian/Pacific Islander:	0	0	0	0	0	0	0	0
Hispanic:	0	0	0	0	0	0	0	0
Total:	0	0	0	0	0	0	479	0
Female-headed Households:	0		0		0			

Income Category:

	Owner	Renter	Total	Person
Extremely Low	0	0	0	0
Low Mod	0	0	0	479
Moderate	0	0	0	0
Non Low Moderate	0	0	0	0
Total	0	0	0	479
Percent Low/Mod				100.0%

Annual Accomplishments

Years	Accomplishment Narrative	# Benefitting
-------	--------------------------	---------------

2013 479 people were assisted by this activity (4th quarter progress report)

PGM Year: 2013

Project: 0124 - MD PHCD CDBG ADMINISTRATION- PROGRAM INCOME

IDIS Activity: 5266 - MD PHCD-CDBG ADMINISTRATION-PROGRAM INCOME

Status: Open

Location: ,

Objective:

Outcome:

Matrix Code: Planning (20)

National Objective:

Initial Funding Date: 06/24/2013

Financing

Funded Amount: 137,665.10

Drawn Thru Program Year: 124,397.78

Drawn In Program Year: 124,397.78

Description:

General administration of CDBG program.

Proposed Accomplishments

Actual Accomplishments

Number assisted:

	Owner		Renter		Total		Person	
	Total	Hispanic	Total	Hispanic	Total	Hispanic	Total	Hispanic
White:					0	0		
Black/African American:					0	0		
Asian:					0	0		
American Indian/Alaskan Native:					0	0		
Native Hawaiian/Other Pacific Islander:					0	0		
American Indian/Alaskan Native & White:					0	0		
Asian White:					0	0		
Black/African American & White:					0	0		

American Indian/Alaskan Native & Black/African American:	0	0							
Other multi-racial:	0	0							
Asian/Pacific Islander:	0	0							
Hispanic:	0	0							
Total:	0	0	0	0	0	0	0	0	0
Female-headed Households:	0								

<i>Income Category:</i>				
	Owner	Renter	Total	Person
Extremely Low			0	
Low Mod			0	
Moderate			0	
Non Low Moderate			0	
Total	0	0	0	0
Percent Low/Mod				

Annual Accomplishments

No data returned for this view. This might be because the applied filter excludes all data.

PGM Year:		2013	
Project:		0065 - Treatment Alternatives to Street Crime (Miami-Dade CAHSD)	
IDIS Activity:		5267 - MD CAHS Treatment Alternatives to Street Crimes	
Status:		Completed 2/18/2014 1:14:52 PM	Objective: Create suitable living environments
Location:		701 NW 1st Ct Miami, FL 33136-3902	Outcome: Sustainability
			Matrix Code: Crime Awareness (05I)
			National Objective: LMA
Initial Funding Date:		08/19/2013	Description:
Financing			Provide specialized assessments and treatment alternatives to 168 low-to-moderate income individuals referred by and involved in the criminal justice system in Miami-Dade County.
Funded Amount:		350,000.00	
Drawn Thru Program Year:		350,000.00	
Drawn In Program Year:		350,000.00	
Proposed Accomplishments			
People (General) : 168			
Total Population in Service Area: 47			
Census Tract Percent Low / Mod: 100.00			

Annual Accomplishments

Years	Accomplishment Narrative	# Benefitting
-------	--------------------------	---------------

2013 As of 3rd quarter 78 people were assisted with the activity.
As of 4th quarter 110 people were assisted with the activity.

PGM Year: 2013

Project: 0043 - Site Improvements - The Women's Park (Miami-Dade Parks Recreation)

IDIS Activity: 5271 - MD PROS- The women's Park Improvements

Status: Open

Location: 10251 W Flagler St Miami, FL 33174-1743

Objective: Create suitable living environments

Outcome: Availability/accessibility

Matrix Code: Parks, Recreational Facilities (03F)

National Objective: LMA

Initial Funding Date: 08/19/2013

Financing

Funded Amount: 150,000.00

Drawn Thru Program Year: 0.00

Drawn In Program Year: 0.00

Description:

The Women's Park -- Complete restroom and walkway lighting

Proposed Accomplishments

Public Facilities : 1

Total Population in Service Area: 22

Census Tract Percent Low / Mod: 100.00

Annual Accomplishments

Years	Accomplishment Narrative	# Benefitting
-------	--------------------------	---------------

2013 Permitting on hold pending school JUA. Activity is underway.
Design-Waiting for Public works and Waste Management to provide survey information. Grant period extended to 12/31/2014(4th quarter progress report).

PGM Year: 2013

Project: 0044 - Site Improvements - Ruben Bario Park (Miami-Dade Parks Recreation)

IDIS Activity: 5272 - MD PROS- Ruben Dario Park Improvements

Status: Open

Location: 9825 W Flagler St Miami, FL 33174-3504

Objective: Create suitable living environments

Outcome: Availability/accessibility

Matrix Code: Parks, Recreational Facilities (03F)

National Objective: LMA

Initial Funding Date: 08/19/2013

Financing

Funded Amount: 130,181.00

Drawn Thru Program Year: 925.52

Drawn In Program Year: 925.52

Description:

Ruben Dario Park -- Complete lighting of walkway

Proposed Accomplishments

Public Facilities : 1

Total Population in Service Area: 22

Census Tract Percent Low / Mod: 100.00

Annual Accomplishments

Years	Accomplishment Narrative	# Benefitting
-------	--------------------------	---------------

2013	In the process of developing project scope. permitting on hold pending JUA(3rd quarter progress report). Design-waiting for Public Works and Waste Management to provide survey information. Grant period extended to 12/31/2014(2013 4th quarter progress report).	
------	---	--

PGM Year:	2013
Project:	0060 - One Stop Domestic and Sexual Violence Center 2013 (Mujeres Unidas Justicia Education y Reforma)
IDIS Activity:	5276 - Mujeres Unidas Justicia education Y Reforma, Inc.

Status:	Open	Objective:	Create suitable living environments
Location:	27112 S Dixie Hwy Homestead, FL 33032-7317	Outcome:	Availability/accessibility
		Matrix Code:	Parks, Recreational Facilities (03F)
		National Objective:	LMC

Initial Funding Date: 08/19/2013

Financing

Funded Amount:	25,090.50
Drawn Thru Program Year:	16,730.23
Drawn In Program Year:	16,730.23

Description:

Provide victim advocacy and counseling to 100 domestic victims in Leisure CityNaranja NRSA.

Proposed Accomplishments

Public Facilities : 1

Actual Accomplishments

Number assisted:

	Owner		Renter		Total		Person	
	Total	Hispanic	Total	Hispanic	Total	Hispanic	Total	Hispanic
White:	0	0	0	0	0	0	112	101
Black/African American:	0	0	0	0	0	0	9	0
Asian:	0	0	0	0	0	0	0	0
American Indian/Alaskan Native:	0	0	0	0	0	0	0	0
Native Hawaiian/Other Pacific Islander:	0	0	0	0	0	0	0	0
American Indian/Alaskan Native & White:	0	0	0	0	0	0	0	0
Asian White:	0	0	0	0	0	0	0	0
Black/African American & White:	0	0	0	0	0	0	0	0
American Indian/Alaskan Native & Black/African American:	0	0	0	0	0	0	0	0
Other multi-racial:	0	0	0	0	0	0	0	0
Asian/Pacific Islander:	0	0	0	0	0	0	0	0
Hispanic:	0	0	0	0	0	0	0	0
Total:	0	0	0	0	0	0	121	101
Female-headed Households:	0		0		0			

Income Category:

	Owner	Renter	Total	Person
Extremely Low	0	0	0	110

Low Mod	0	0	0	11
Moderate	0	0	0	0
Non Low Moderate	0	0	0	0
Total	0	0	0	121
Percent Low/Mod				100.0%

Annual Accomplishments

Years	Accomplishment Narrative	# Benefitting
-------	--------------------------	---------------

2013 A total of 70 clients were served as of 3rd quarter of this year. Reported as of 11-12-2013.
A total of 121 clients were served as per 4th quarter Progress Report

PGM Year: 2013

Project: 0002 - Goulds Business Resource Center

IDIS Activity: 5277 - Neighbors and Neighbors Association, Inc.-Goulds Business Resource Center

Status: Open

Location: 22121 S Dixie Hwy Miami, FL 33170-2840

Objective: Create economic opportunities

Outcome: Sustainability

Matrix Code: ED Technical Assistance (18B)

National Objective: LMJ

Initial Funding Date: 08/19/2013

Financing

Funded Amount: 200,000.00

Drawn Thru Program Year: 98,058.60

Drawn In Program Year: 98,058.60

Description:

Provide financial and technical assistance to businesses located within the NRSAs.
Create 6 jobs.

Proposed Accomplishments

Jobs : 6

Actual Accomplishments

Number assisted:

	Owner		Renter		Total		Person	
	Total	Hispanic	Total	Hispanic	Total	Hispanic	Total	Hispanic
White:	0	0	0	0	0	0	3	0
Black/African American:	0	0	0	0	0	0	3	0
Asian:	0	0	0	0	0	0	0	0
American Indian/Alaskan Native:	0	0	0	0	0	0	0	0
Native Hawaiian/Other Pacific Islander:	0	0	0	0	0	0	0	0
American Indian/Alaskan Native & White:	0	0	0	0	0	0	0	0
Asian White:	0	0	0	0	0	0	0	0
Black/African American & White:	0	0	0	0	0	0	0	0
American Indian/Alaskan Native & Black/African American:	0	0	0	0	0	0	0	0
Other multi-racial:	0	0	0	0	0	0	0	0
Asian/Pacific Islander:	0	0	0	0	0	0	0	0
Hispanic:	0	0	0	0	0	0	0	0
Total:	0	0	0	0	0	0	6	0

Female-headed Households:

000

Income Category:

	Owner	Renter	Total	Person
Extremely Low	0	0	0	6
Low Mod	0	0	0	0
Moderate	0	0	0	0
Non Low Moderate	0	0	0	0
Total	0	0	0	6
Percent Low/Mod	100.0%			

Annual Accomplishments

Years

Accomplishment Narrative

Benefitting

2013

Created 6 jobs during the year(4th quarter progress report)

PGM Year:

2013

Project:

0003 - Technical Assistance/Economic Development 2013 (Neighbors & Neighbors)

IDIS Activity:

5278 - Neighbors and Neighbors Association, Inc.-ED technical Assistance

Status:

Open

Objective:

Create economic opportunities

Location:

180 NW 62nd St Miami, FL 33150-4543

Outcome:

Sustainability

Matrix Code:

ED Technical Assistance (18B)

National Objective:

LMJ

Initial Funding Date:

08/19/2013

Financing

Funded Amount:

350,000.00

Drawn Thru Program Year:

245,599.11

Drawn In Program Year:

245,599.11

Description:

Provide technical assistance to small businesses through various means, which will include workshops, training seminars, forums, and one-on-one counseling.
Create 6 jobs.

Proposed Accomplishments

Jobs : 6

Actual Accomplishments

Number assisted:

	Owner		Renter		Total		Person	
	Total	Hispanic	Total	Hispanic	Total	Hispanic	Total	Hispanic
White:	0	0	0	0	0	0		0
Black/African American:	0	0	0	0	0	0	0	0
Asian:	0	0	0	0	0	0	0	0
American Indian/Alaskan Native:	0	0	0	0	0	0	0	0
Native Hawaiian/Other Pacific Islander:	0	0	0	0	0	0	0	0
American Indian/Alaskan Native & White:	0	0	0	0	0	0	0	0
Asian White:	0	0	0	0	0	0	0	0
Black/African American & White:	0	0	0	0	0	0	0	0
American Indian/Alaskan Native & Black/African American:	0	0	0	0	0	0	0	0
Other multi-racial:	0	0	0	0	0	0	10	10
Asian/Pacific Islander:	0	0	0	0	0	0	0	0

Hispanic:	0	0	0	0	0	0	0	0
Total:	0	0	0	0	0	0	10	10

Female-headed Households:	0	0	0	0	0	0	0	0
---------------------------	---	---	---	---	---	---	---	---

<i>Income Category:</i>				
	Owner	Renter	Total	Person
Extremely Low	0	0	0	10
Low Mod	0	0	0	0
Moderate	0	0	0	0
Non Low Moderate	0	0	0	0
Total	0	0	0	10
Percent Low/Mod				100.0%

Annual Accomplishments

Years	Accomplishment Narrative	# Benefitting
-------	--------------------------	---------------

2013	Created 10 jobs(3rd quarter progress report) A total of 10 jobs created during the year(4th quarter progress report)	
------	---	--

PGM Year:	2013
Project:	0006 - PSE Micro Enterprise Lending Program 2013
IDIS Activity:	5279 - Partners for Self Employment-The Micro Loan program

Status:	Open	Objective:	Create economic opportunities
Location:	3000 Biscayne Blvd Miami, FL 33137-4130	Outcome:	Sustainability
		Matrix Code:	Micro-Enterprise Assistance (18C)
		National Objective:	LMJ

Initial Funding Date:	08/19/2013	Description:
Financing		Micro-Loan Program to provide training, technical assistance and loans to micro-entrepreneurs for NRSAs countywide.
Funded Amount:	300,000.00	Creating 9 jobs through 48 loans.
Drawn Thru Program Year:	87,380.66	
Drawn In Program Year:	87,380.66	

Proposed Accomplishments

Jobs : 9

Actual Accomplishments

<i>Number assisted:</i>	Owner		Renter		Total		Person	
	Total	Hispanic	Total	Hispanic	Total	Hispanic	Total	Hispanic
White:	0	0	0	0	0	0	3	3
Black/African American:	0	0	0	0	0	0	7	7
Asian:	0	0	0	0	0	0	0	0
American Indian/Alaskan Native:	0	0	0	0	0	0	0	0
Native Hawaiian/Other Pacific Islander:	0	0	0	0	0	0	0	0
American Indian/Alaskan Native & White:	0	0	0	0	0	0	0	0
Asian White:	0	0	0	0	0	0	0	0

Black/African American & White:	0	0	0	0	0	0	0	0
American Indian/Alaskan Native & Black/African American:	0	0	0	0	0	0	0	0
Other multi-racial:	0	0	0	0	0	0	1	0
Asian/Pacific Islander:	0	0	0	0	0	0	0	0
Hispanic:	0	0	0	0	0	0	0	0
Total:	0	0	0	0	0	0	11	10

Female-headed Households: 0 0 0

Income Category:

	Owner	Renter	Total	Person
Extremely Low	0	0	0	0
Low Mod	0	0	0	6
Moderate	0	0	0	5
Non Low Moderate	0	0	0	0
Total	0	0	0	11
Percent Low/Mod	100.0%			

Annual Accomplishments

Years	Accomplishment Narrative	# Benefitting
2013	101 persons attended information session. Activity is underway(2nd quarter progress report). Created 11 jobs during the year(4th quarter progress report)	

PGM Year: 2013

Project: 0063 - Diminishing Hunger and Poverty for Seniors 2013 - Richmond Heights Homeowners Association, Inc.

IDIS Activity: 5280 - Richmond Heights Homeowners Association-Diminishing Hunger and Poverty for Seniors

Status: Open

Location: 11225 SW 152nd St Miami, FL 33157-1101

Objective: Create suitable living environments

Outcome: Availability/accessibility

Matrix Code: Senior Services (05A)

National Objective: LMC

Initial Funding Date: 08/19/2013

Financing **Description:** Provide senior services to 33 with distribution of food, information, referrals and case management.

Funded Amount: 14,263.00

Drawn Thru Program Year: 4,753.58

Drawn In Program Year: 4,753.58

Proposed Accomplishments

People (General) : 33

Actual Accomplishments

<i>Number assisted:</i>	Owner		Renter		Total		Person	
	Total	Hispanic	Total	Hispanic	Total	Hispanic	Total	Hispanic
White:	0	0	0	0	0	0		0
Black/African American:	0	0	0	0	0	0	0	0
Asian:	0	0	0	0	0	0	0	0

American Indian/Alaskan Native:	0	0	0	0	0	0	0	0
Native Hawaiian/Other Pacific Islander:	0	0	0	0	0	0	0	0
American Indian/Alaskan Native & White:	0	0	0	0	0	0	0	0
Asian White:	0	0	0	0	0	0	0	0
Black/African American & White:	0	0	0	0	0	0	0	0
American Indian/Alaskan Native & Black/African American:	0	0	0	0	0	0	0	0
Other multi-racial:	0	0	0	0	0	0	0	0
Asian/Pacific Islander:	0	0	0	0	0	0	0	0
Hispanic:	0	0	0	0	0	0	0	0
Total:	0	0	0	0	0	0	0	0

Female-headed Households: 0 0 0

<i>Income Category:</i>	Owner	Renter	Total	Person
Extremely Low	0	0	0	0
Low Mod	0	0	0	0
Moderate	0	0	0	0
Non Low Moderate	0	0	0	0
Total	0	0	0	0
Percent Low/Mod				

Annual Accomplishments

No data returned for this view. This might be because the applied filter excludes all data.

PGM Year:	2013		
Project:	0004 - Microloan/Technical Asst. Program (S. FL Puerto Rican Chamber of Commerce)		
IDIS Activity:	5281 - South Florida Puerto Rican Chamber of Commerce-Micro Loan Technical Assistance Program		
Status:	Open	Objective:	Create economic opportunities
Location:	3550 Biscayne Blvd Ste 304 Miami, FL 33137-3853	Outcome:	Sustainability
		Matrix Code:	ED Direct Financial Assistance to For-Profits (18A)
		National Objective:	LMJ
Initial Funding Date:	08/19/2013	Description:	
Financing			Provide technical assistance to 36-49 low to moderate income small businesses with the NRSAscountywide.
Funded Amount:	119,000.00		Create 4 jobs.
Drawn Thru Program Year:	64,772.71		
Drawn In Program Year:	64,772.71		

Proposed Accomplishments

Jobs : 4

Actual Accomplishments

Number assisted:

	Owner		Renter		Total		Person	
	Total	Hispanic	Total	Hispanic	Total	Hispanic	Total	Hispanic
White:	0	0	0	0	0	0	3	3
Black/African American:	0	0	0	0	0	0	1	0
Asian:	0	0	0	0	0	0	0	0
American Indian/Alaskan Native:	0	0	0	0	0	0	0	0
Native Hawaiian/Other Pacific Islander:	0	0	0	0	0	0	0	0
American Indian/Alaskan Native & White:	0	0	0	0	0	0	0	0
Asian White:	0	0	0	0	0	0	0	0
Black/African American & White:	0	0	0	0	0	0	0	0
American Indian/Alaskan Native & Black/African American:	0	0	0	0	0	0	0	0
Other multi-racial:	0	0	0	0	0	0	0	0
Asian/Pacific Islander:	0	0	0	0	0	0	0	0
Hispanic:	0	0	0	0	0	0	0	0
Total:	0	0	0	0	0	0	4	3
Female-headed Households:	0		0		0			

Income Category:

	Owner	Renter	Total	Person
Extremely Low	0	0	0	0
Low Mod	0	0	0	4
Moderate	0	0	0	0
Non Low Moderate	0	0	0	0
Total	0	0	0	4
Percent Low/Mod				100.0%

Annual Accomplishments

Years	Accomplishment Narrative		# Benefitting
2013	Created 4 jobs. Provided technical assistance and workshops for businesses.		
PGM Year:	2013		
Project:	0055 - HIV Supportive Counseling Service 2013 (The Center for Positive Connections)		
IDIS Activity:	5282 - The Center for Positive Connections-HIV Supportive Counseling Service		
Status:	Open	Objective:	Create suitable living environments
Location:	8315 NW 22nd Ave Miami, FL 33147-4101	Outcome:	Availability/accessibility
		Matrix Code:	Health Services (05M)
			National Objective: LMC
Initial Funding Date:	08/19/2013	Description:	
Financing		Provide counseling for people living HIV.	

Funded Amount: 20,000.00
Drawn Thru Program Year: 0.00
Drawn In Program Year: 0.00

Proposed Accomplishments

People (General) : 200

Actual Accomplishments

Number assisted:

	Owner		Renter		Total		Person	
	Total	Hispanic	Total	Hispanic	Total	Hispanic	Total	Hispanic
White:	0	0	0	0	0	0		0
Black/African American:	0	0	0	0	0	0	0	0
Asian:	0	0	0	0	0	0	0	0
American Indian/Alaskan Native:	0	0	0	0	0	0	0	0
Native Hawaiian/Other Pacific Islander:	0	0	0	0	0	0	0	0
American Indian/Alaskan Native & White:	0	0	0	0	0	0	0	0
Asian White:	0	0	0	0	0	0	0	0
Black/African American & White:	0	0	0	0	0	0	0	0
American Indian/Alaskan Native & Black/African American:	0	0	0	0	0	0	0	0
Other multi-racial:	0	0	0	0	0	0	0	0
Asian/Pacific Islander:	0	0	0	0	0	0	0	0
Hispanic:	0	0	0	0	0	0	0	0
Total:	0	0	0	0	0	0	0	0
Female-headed Households:	0		0		0			

Income Category:

	Owner	Renter	Total	Person
Extremely Low	0	0	0	0
Low Mod	0	0	0	0
Moderate	0	0	0	0
Non Low Moderate	0	0	0	0
Total	0	0	0	0
Percent Low/Mod				

Annual Accomplishments

No data returned for this view. This might be because the applied filter excludes all data.

PGM Year:	2013
Project:	0054 - After School Program 2013 (The Optimist Foundation of Greater Goulds)
IDIS Activity:	5283 - The Optimist Foundation of Greater Goulds, Florida, Unc.-After School Program

Status:	Open	Objective:	Create suitable living environments
Location:	21805 SW 114 Ave Miami, FL 33170	Outcome:	Availability/accessibility
		Matrix Code:	Youth Services (05D)
			National Objective: LMC

Initial Funding Date:	08/19/2013	Description:	
Financing		Provide educational services and physical fitnesssports programs to a minimum of 25 youths within the Goulds NRSA.	
Funded Amount:	14,263.00		
Drawn Thru Program Year:	11,823.28		
Drawn In Program Year:	11,823.28		

Proposed Accomplishments

People (General) : 25

Actual Accomplishments

Number assisted:	Owner		Renter		Total		Person	
	Total	Hispanic	Total	Hispanic	Total	Hispanic	Total	Hispanic
White:	0	0	0	0	0	0	1	1
Black/African American:	0	0	0	0	0	0	47	0
Asian:	0	0	0	0	0	0	0	0
American Indian/Alaskan Native:	0	0	0	0	0	0	0	0
Native Hawaiian/Other Pacific Islander:	0	0	0	0	0	0	0	0
American Indian/Alaskan Native & White:	0	0	0	0	0	0	0	0
Asian White:	0	0	0	0	0	0	0	0
Black/African American & White:	0	0	0	0	0	0	0	0
American Indian/Alaskan Native & Black/African American:	0	0	0	0	0	0	0	0
Other multi-racial:	0	0	0	0	0	0	0	0
Asian/Pacific Islander:	0	0	0	0	0	0	0	0
Hispanic:	0	0	0	0	0	0	0	0
Total:	0	0	0	0	0	0	48	1
Female-headed Households:	0		0		0			

<i>Income Category:</i>	Owner	Renter	Total	Person
Extremely Low	0	0	0	45
Low Mod	0	0	0	3
Moderate	0	0	0	0
Non Low Moderate	0	0	0	0
Total	0	0	0	48
Percent Low/Mod				100.0%

Annual Accomplishments

Years	Accomplishment Narrative	# Benefitting
-------	--------------------------	---------------

2013	48 persons were assisted as of 3rd quarter(3rd quarter Progress Report).	
------	--	--

PGM Year: 2013**Project:** 0053 - uAspire Prepare.Afford.Success 2013**IDIS Activity:** 5284 - uAspire-Prepare-Afford-Succeed**Status:** Open**Location:** Miami Dade Wolfson campus Miami, FL 33132**Objective:** Create suitable living environments**Outcome:** Availability/accessibility**Matrix Code:** Public Services (General) (05)**National Objective:** LMC**Initial Funding Date:** 08/19/2013**Financing**

Funded Amount: 25,181.00

Drawn Thru Program Year: 0.00

Drawn In Program Year: 0.00

Description:

Provide counseling and educational services, including post secondary educational services.

Proposed Accomplishments

People (General) : 100

Actual Accomplishments*Number assisted:*

	Owner		Renter		Total		Person	
	Total	Hispanic	Total	Hispanic	Total	Hispanic	Total	Hispanic
White:	0	0	0	0	0	0	25	25
Black/African American:	0	0	0	0	0	0	35	7
Asian:	0	0	0	0	0	0	4	0
American Indian/Alaskan Native:	0	0	0	0	0	0	0	0
Native Hawaiian/Other Pacific Islander:	0	0	0	0	0	0	0	0
American Indian/Alaskan Native & White:	0	0	0	0	0	0	0	0
Asian White:	0	0	0	0	0	0	1	0
Black/African American & White:	0	0	0	0	0	0	2	1
American Indian/Alaskan Native & Black/African American:	0	0	0	0	0	0	0	0
Other multi-racial:	0	0	0	0	0	0	33	33
Asian/Pacific Islander:	0	0	0	0	0	0	0	0
Hispanic:	0	0	0	0	0	0	0	0
Total:	0	0	0	0	0	0	100	66
Female-headed Households:	0		0		0			

Income Category:

	Owner	Renter	Total	Person
Extremely Low	0	0	0	0
Low Mod	0	0	0	100
Moderate	0	0	0	0
Non Low Moderate	0	0	0	0

Total	0	0	0	100
Percent Low/Mod				100.0%

Annual Accomplishments

Years	Accomplishment Narrative	# Benefitting
-------	--------------------------	---------------

2013 100 students were assisted during the year.

PGM Year: 2013

Project: 0126 - MDPWWM- GRAFFITI REMOVAL

IDIS Activity: 5285 - MDPWWM-GRAFFITI REMOVAL

Status: Open

Location: 111 NW 1st St Miami, FL 33128-1902

Objective: Provide decent affordable housing

Outcome: Affordability

Matrix Code: Rehab; Single-Unit Residential (14A) National Objective: LMH

Initial Funding Date: 08/19/2013

Financing

Funded Amount: 170,596.00

Drawn Thru Program Year: 128,231.53

Drawn In Program Year: 128,231.53

Description:

Addresses up to 170 graffiti violations by undertaking graffiti removal in the NRSAs and Eligible Block Groups (EBGs). Activity cancelled as per July 8th 2013 Plan Amendment

Proposed Accomplishments

Housing Units : 170

Actual Accomplishments

Number assisted:

	Owner		Renter		Total		Person	
	Total	Hispanic	Total	Hispanic	Total	Hispanic	Total	Hispanic
White:	0	0	0	0	0	0		0
Black/African American:	0	0	0	0	0	0	0	0
Asian:	0	0	0	0	0	0	0	0
American Indian/Alaskan Native:	0	0	0	0	0	0	0	0
Native Hawaiian/Other Pacific Islander:	0	0	0	0	0	0	0	0
American Indian/Alaskan Native & White:	0	0	0	0	0	0	0	0
Asian White:	0	0	0	0	0	0	0	0
Black/African American & White:	0	0	0	0	0	0	0	0
American Indian/Alaskan Native & Black/African American:	0	0	0	0	0	0	0	0
Other multi-racial:	0	0	0	0	0	0	0	0
Asian/Pacific Islander:	0	0	0	0	0	0	0	0
Hispanic:	0	0	0	0	0	0	0	0
Total:	0	0	0	0	0	0	0	0
Female-headed Households:	0		0		0			

Income Category:

	Owner	Renter	Total	Person
Extremely Low	0	0	0	0

PGM Year: 2013
Project: 0031 - Graffiti Abatement Program (Miami-Dade CAHSD)
IDIS Activity: 5288 - MD CAHS-GRAFFITI ABATEMENT PROGRAM

Status: Open
Location: 701 NW 1st Ct Miami, FL 33136-3902

Objective: Provide decent affordable housing
Outcome: Affordability
Matrix Code: Rehab; Single-Unit Residential (14A) National Objective: LMH

Initial Funding Date: 08/19/2013

Financing

Funded Amount: 170,000.00
Drawn Thru Program Year: 144,068.00
Drawn In Program Year: 144,068.00

Description:

Provide daily graffiti control and eradication on private and public properties serving 16 sites throughout the CDBG NRSAs.

Proposed Accomplishments

Housing Units : 16

Actual Accomplishments

Number assisted:

	Owner		Renter		Total		Person	
	Total	Hispanic	Total	Hispanic	Total	Hispanic	Total	Hispanic
White:	0	0	0	0	0	0		0
Black/African American:	0	0	0	0	0	0	0	0
Asian:	0	0	0	0	0	0	0	0
American Indian/Alaskan Native:	0	0	0	0	0	0	0	0
Native Hawaiian/Other Pacific Islander:	0	0	0	0	0	0	0	0
American Indian/Alaskan Native & White:	0	0	0	0	0	0	0	0
Asian White:	0	0	0	0	0	0	0	0
Black/African American & White:	0	0	0	0	0	0	0	0
American Indian/Alaskan Native & Black/African American:	0	0	0	0	0	0	0	0
Other multi-racial:	0	0	0	0	0	0	0	0
Asian/Pacific Islander:	0	0	0	0	0	0	0	0
Hispanic:	0	0	0	0	0	0	0	0
Total:	0	0	0	0	0	0	0	0
Female-headed Households:	0		0		0			

Income Category:

	Owner	Renter	Total	Person
Extremely Low	0	0	0	0
Low Mod	0	0	0	0
Moderate	0	0	0	0
Non Low Moderate	0	0	0	0
Total	0	0	0	0
Percent Low/Mod				

Annual Accomplishments

Years	Accomplishment Narrative	# Benefitting
-------	--------------------------	---------------

2013	The activity is progressing. Staff is in the process of compiling the beneficiary information.	
------	--	--

PGM Year: 2013

Project: 0030 - Christine Curry Child Development Center (Vision to Victory Human Services Corp.

IDIS Activity: 5289 - VISION TO VICTORY HUMAN SERVICES CORPORATION-CHRISTINE CURRY CHILD DEVELOPMENT CENTER

Status: Open

Location: 13230 NW 7th Ave North Miami, FL 33168-2804

Objective: Create suitable living environments

Outcome: Availability/accessibility

Matrix Code: Child Care Centers (03M)

National Objective: LMC

Initial Funding Date: 08/19/2013

Financing

Funded Amount: 70,000.00

Drawn Thru Program Year: 0.00

Drawn In Program Year: 0.00

Description:

Rehabilitation of child care facility, including:playground upgrades; shadingawning; kitchen upgrades; and, air conditioning.
Center serves 80 children.

Proposed Accomplishments

Public Facilities : 1

Actual Accomplishments

Number assisted:

	Owner		Renter		Total		Person	
	Total	Hispanic	Total	Hispanic	Total	Hispanic	Total	Hispanic
White:	0	0	0	0	0	0		0
Black/African American:	0	0	0	0	0	0	50	1
Asian:	0	0	0	0	0	0	0	0
American Indian/Alaskan Native:	0	0	0	0	0	0	0	0
Native Hawaiian/Other Pacific Islander:	0	0	0	0	0	0	0	0
American Indian/Alaskan Native & White:	0	0	0	0	0	0	0	0
Asian White:	0	0	0	0	0	0	0	0
Black/African American & White:	0	0	0	0	0	0	0	0
American Indian/Alaskan Native & Black/African American:	0	0	0	0	0	0	0	0
Other multi-racial:	0	0	0	0	0	0	0	0
Asian/Pacific Islander:	0	0	0	0	0	0	0	0
Hispanic:	0	0	0	0	0	0	0	0
Total:	0	0	0	0	0	0	50	1
Female-headed Households:	0		0		0			

Income Category:

	Owner	Renter	Total	Person
Extremely Low	0	0	0	25
Low Mod	0	0	0	25
Moderate	0	0	0	0
Non Low Moderate	0	0	0	0

Total	0	0	0	50
Percent Low/Mod				100.0%

Annual Accomplishments

Years	Accomplishment Narrative	# Benefitting
-------	--------------------------	---------------

2013	50 person were served.	
------	------------------------	--

PGM Year:	2013		
Project:	0037 - Site Improvements - Greynolds Park (Miami-Dade Parks Recreation)		
IDIS Activity:	5290 - MD PROS-GREYNOLDS PARK HISTORIC BUILDING RESTORATION AND IMPROVEMENT		
Status:	Open	Objective:	Create suitable living environments
Location:	275 NW 2nd St Miami, FL 33128-1741	Outcome:	Availability/accessibility
		Matrix Code:	Parks, Recreational Facilities (03F) National Objective: LMA

Initial Funding Date:	08/19/2013	Description:	
Financing		Greynolds Park -- Historic building restoration and improvement	

Funded Amount:	220,000.00
Drawn Thru Program Year:	12,464.41
Drawn In Program Year:	12,464.41

Proposed Accomplishments

Public Facilities : 1

Total Population in Service Area: 1,511

Census Tract Percent Low / Mod: 80.40

Annual Accomplishments

Years	Accomplishment Narrative	# Benefitting
-------	--------------------------	---------------

2013	Project is ongoing. Design phase. structural plans under development(3rd quarter progress report) Bidding-Kendall shop is working on the bidding process(4th quarter progress report).	
------	---	--

PGM Year:	2013		
Project:	0005 - Micro Enterprise Lending Program -2013 Black Economic Development Coalition		
IDIS Activity:	5292 - BLACK ECONOMIC DEVELOPMENT COALITION-MICRO ENTERPRISE LENDING PROGRAM		
Status:	Open	Objective:	Create economic opportunities
Location:	180 NW 62nd St Miami, FL 33150-4543	Outcome:	Sustainability
		Matrix Code:	Micro-Enterprise Assistance (18C) National Objective: LMJ

Initial Funding Date:	08/19/2013	Description:	
Financing		Provide 20 loans to businesses that are in or serve NRSAs and create 15 Job.	

Funded Amount:	500,000.00
Drawn Thru Program Year:	362,379.80
Drawn In Program Year:	362,379.80

Proposed Accomplishments

Jobs : 15

Actual Accomplishments

Number assisted:

	Owner		Renter		Total		Person	
	Total	Hispanic	Total	Hispanic	Total	Hispanic	Total	Hispanic
White:	0	0	0	0	0	0		0
Black/African American:	0	0	0	0	0	0	0	0
Asian:	0	0	0	0	0	0	0	0
American Indian/Alaskan Native:	0	0	0	0	0	0	0	0
Native Hawaiian/Other Pacific Islander:	0	0	0	0	0	0	0	0
American Indian/Alaskan Native & White:	0	0	0	0	0	0	0	0
Asian White:	0	0	0	0	0	0	0	0
Black/African American & White:	0	0	0	0	0	0	0	0
American Indian/Alaskan Native & Black/African American:	0	0	0	0	0	0	0	0
Other multi-racial:	0	0	0	0	0	0	0	0
Asian/Pacific Islander:	0	0	0	0	0	0	0	0
Hispanic:	0	0	0	0	0	0	0	0
Total:	0	0	0	0	0	0	0	0
Female-headed Households:	0		0		0			

Income Category:

	Owner	Renter	Total	Person
Extremely Low	0	0	0	0
Low Mod	0	0	0	0
Moderate	0	0	0	0
Non Low Moderate	0	0	0	0
Total	0	0	0	0
Percent Low/Mod				

Annual Accomplishments

No data returned for this view. This might be because the applied filter excludes all data.

PGM Year:	2013		
Project:	0127 - Branches FKA South FI Urban ministries- ASSETS Miami		
IDIS Activity:	5293 - Branches FKA South FL Urban Ministries-ASSETS Miami		
Status:	Completed 2/24/2014 12:31:55 PM	Objective:	Create economic opportunities
Location:	11500 NW 12th Ave Miami, FL 33168-6217	Outcome:	Sustainability
		Matrix Code:	ED Technical Assistance (18B)
		National Objective:	LMJ

Initial Funding Date:

07/16/2013

Financing

Funded Amount:

31,815.91

Drawn Thru Program Year:

31,815.91

Drawn In Program Year:

31,815.91

Description:

Provide technical assistance to small businesses countywide and create 1 job

Proposed Accomplishments

Jobs : 1

Actual Accomplishments

Number assisted:	Owner		Renter		Total		Person	
	Total	Hispanic	Total	Hispanic	Total	Hispanic	Total	Hispanic
White:	0	0	0	0	0	0	2	2
Black/African American:	0	0	0	0	0	0	0	0
Asian:	0	0	0	0	0	0	0	0
American Indian/Alaskan Native:	0	0	0	0	0	0	0	0
Native Hawaiian/Other Pacific Islander:	0	0	0	0	0	0	0	0
American Indian/Alaskan Native & White:	0	0	0	0	0	0	0	0
Asian White:	0	0	0	0	0	0	0	0
Black/African American & White:	0	0	0	0	0	0	0	0
American Indian/Alaskan Native & Black/African American:	0	0	0	0	0	0	0	0
Other multi-racial:	0	0	0	0	0	0	1	0
Asian/Pacific Islander:	0	0	0	0	0	0	0	0
Hispanic:	0	0	0	0	0	0	0	0
Total:	0	0	0	0	0	0	3	2
Female-headed Households:	0		0		0			

Income Category:	Owner	Renter	Total	Person
Extremely Low	0	0	0	3
Low Mod	0	0	0	0
Moderate	0	0	0	0
Non Low Moderate	0	0	0	0
Total	0	0	0	3
Percent Low/Mod				100.0%

Annual Accomplishments

Years	Accomplishment Narrative	# Benefitting
2013	The activity is progressing. Staff is in the process of compiling the beneficiary information. 3 jobs were created.	

PGM Year:	2013
Project:	0128 - MD CAHS -Housing Rehabilitation Storm Mitigation
IDIS Activity:	5294 - MD CAHS Housing Rehabilitation Storm Mitigation

Status: Open
Location: 701 NW 1st Ct Miami, FL 33136-3902

Objective: Provide decent affordable housing
Outcome: Affordability
Matrix Code: Rehab; Single-Unit Residential (14A) National Objective: LMH

Initial Funding Date: 07/17/2013

Financing

Funded Amount: 400,000.00
Drawn Thru Program Year: 304,970.94
Drawn In Program Year: 304,970.94

Description:

Housing Rehabilitation-Storm Mitigation

Proposed Accomplishments

Housing Units : 65

Actual Accomplishments

Number assisted:

	Owner		Renter		Total		Person	
	Total	Hispanic	Total	Hispanic	Total	Hispanic	Total	Hispanic
White:	0	0	0	0	0	0		0
Black/African American:	0	0	0	0	0	0	0	0
Asian:	0	0	0	0	0	0	0	0
American Indian/Alaskan Native:	0	0	0	0	0	0	0	0
Native Hawaiian/Other Pacific Islander:	0	0	0	0	0	0	0	0
American Indian/Alaskan Native & White:	0	0	0	0	0	0	0	0
Asian White:	0	0	0	0	0	0	0	0
Black/African American & White:	0	0	0	0	0	0	0	0
American Indian/Alaskan Native & Black/African American:	0	0	0	0	0	0	0	0
Other multi-racial:	0	0	0	0	0	0	0	0
Asian/Pacific Islander:	0	0	0	0	0	0	0	0
Hispanic:	0	0	0	0	0	0	0	0
Total:	0	0	0	0	0	0	0	0
Female-headed Households:	0		0		0			

Income Category:

	Owner	Renter	Total	Person
Extremely Low	0	0	0	0
Low Mod	0	0	0	0
Moderate	0	0	0	0
Non Low Moderate	0	0	0	0
Total	0	0	0	0
Percent Low/Mod				

Annual Accomplishments

No data returned for this view. This might be because the applied filter excludes all data.

PGM Year: 2013
Project: 0129 - Florida Venture Foundation-Small Business Support Center
IDIS Activity: 5295 - Florida Venture Foundation-Small Business Support Center

Status: Open
Location: 500 NW 9 Ave Sweetwater, FL 33172

Objective: Create economic opportunities
Outcome: Sustainability
Matrix Code: ED Technical Assistance (18B) National Objective: LMJ

Initial Funding Date: 07/18/2013

Financing

Funded Amount: 57,052.00
Drawn Thru Program Year: 19,327.18
Drawn In Program Year: 19,327.18

Description:

Provide technical assistance to 50 small businesses and create 2 jobs.

Proposed Accomplishments

Jobs : 2

Actual Accomplishments

Number assisted:

	Owner		Renter		Total		Person	
	Total	Hispanic	Total	Hispanic	Total	Hispanic	Total	Hispanic
White:	0	0	0	0	0	0		0
Black/African American:	0	0	0	0	0	0	0	0
Asian:	0	0	0	0	0	0	0	0
American Indian/Alaskan Native:	0	0	0	0	0	0	0	0
Native Hawaiian/Other Pacific Islander:	0	0	0	0	0	0	0	0
American Indian/Alaskan Native & White:	0	0	0	0	0	0	0	0
Asian White:	0	0	0	0	0	0	0	0
Black/African American & White:	0	0	0	0	0	0	0	0
American Indian/Alaskan Native & Black/African American:	0	0	0	0	0	0	0	0
Other multi-racial:	0	0	0	0	0	0	0	0
Asian/Pacific Islander:	0	0	0	0	0	0	0	0
Hispanic:	0	0	0	0	0	0	0	0
Total:	0	0	0	0	0	0	0	0
Female-headed Households:	0		0		0			

Income Category:

	Owner	Renter	Total	Person
Extremely Low	0	0	0	0
Low Mod	0	0	0	0
Moderate	0	0	0	0

Total: 0 0 0 0 0 0 0 0

Female-headed Households: 0 0 0 0

Income Category:

	Owner	Renter	Total	Person
Extremely Low	0	0	0	0
Low Mod	0	0	0	0
Moderate	0	0	0	0
Non Low Moderate	0	0	0	0
Total	0	0	0	0
Percent Low/Mod				

Annual Accomplishments

Years	Accomplishment Narrative	# Benefitting
-------	--------------------------	---------------

2013 The activity is progressing. Staff is in the process of compiling the beneficiary information.

PGM Year: 2013
Project: 0131 - MD PHCD-Broadway Corridor Small Business Facade Improvement Program
IDIS Activity: 5297 - MD PHCD-Broadway Corridor Small Business Facade Improvement Program

Status: Open Objective: Create economic opportunities
Location: 701 NW 1st Ct Miami, FL 33136-3902 Outcome: Sustainability
Matrix Code: ED Direct Financial Assistance to For-Profits (18A) National Objective: LMA

Initial Funding Date: 07/29/2013

Financing
Funded Amount: 341,095.00
Drawn Thru Program Year: 0.00
Drawn In Program Year: 0.00

Description:
PHCD to administer facadebusiness improvement loans to existing businesses located along the Broadway Corridor (NW 18th Avenue between NW 62 Street and NW 71 St). Miami, FI 33147.

Proposed Accomplishments

Businesses : 5
Total Population in Service Area: 3,286
Census Tract Percent Low / Mod: 82.90

Annual Accomplishments

No data returned for this view. This might be because the applied filter excludes all data.

PGM Year: 2013

Project: 0132 - MD PHCD- Stirrup Plaza Preservation, LLC- Public Housing Rehabilitation

IDIS Activity: 5298 - MD PHCD-Stirrup Plaza Preservation LLC-Public Housing Rehabilitation

Status: Open

Location: 3150 Mundy St Miami, FL 33133-4314

Objective: Provide decent affordable housing

Outcome: Affordability

Matrix Code: Public Housing Modernization (14C)

National Objective: LMH

Initial Funding Date: 07/29/2013

Description: Rehabilitation of 100 unit public housing senior rental housing development located at 3150 Mundy Street, Miami, Florida 33133

Financing

Funded Amount: 1,796,491.40

Drawn Thru Program Year: 1,783,524.00

Drawn In Program Year: 1,783,524.00

Proposed Accomplishments

Housing Units : 100

Actual Accomplishments

Number assisted:

	Owner		Renter		Total		Person	
	Total	Hispanic	Total	Hispanic	Total	Hispanic	Total	Hispanic
White:	0	0	0	0	0	0		0
Black/African American:	0	0	0	0	0	0	0	0
Asian:	0	0	0	0	0	0	0	0
American Indian/Alaskan Native:	0	0	0	0	0	0	0	0
Native Hawaiian/Other Pacific Islander:	0	0	0	0	0	0	0	0
American Indian/Alaskan Native & White:	0	0	0	0	0	0	0	0
Asian White:	0	0	0	0	0	0	0	0
Black/African American & White:	0	0	0	0	0	0	0	0
American Indian/Alaskan Native & Black/African American:	0	0	0	0	0	0	0	0
Other multi-racial:	0	0	0	0	0	0	0	0
Asian/Pacific Islander:	0	0	0	0	0	0	0	0
Hispanic:	0	0	0	0	0	0	0	0
Total:	0	0	0	0	0	0	0	0
Female-headed Households:	0		0		0			

Income Category:

	Owner	Renter	Total	Person
Extremely Low	0	0	0	0
Low Mod	0	0	0	0
Moderate	0	0	0	0
Non Low Moderate	0	0	0	0
Total	0	0	0	0
Percent Low/Mod				

PR03 - MIAMI DADE COUNTY

Page: 426 of 438

Annual Accomplishments

Years	Accomplishment Narrative	# Benefitting
-------	--------------------------	---------------

2013	The activity is progressing. Staff is in the process of compiling the beneficiary information.	
------	--	--

PGM Year: 2013

Project: 0133 - MD PHCD- South Miami Plaza Preservation, LLC- South Miami Plaza Public Housing Rehabilitation

IDIS Activity: 5299 - MD PHCD-South Miami Plaza Preservation, LLC-South Miami Plaza Public Housing Modernization

Status: Open

Location: 6701 SW 62nd Ave South Miami, FL 33143-3358

Objective: Provide decent affordable housing

Outcome: Affordability

Matrix Code: Public Housing Modernization (14C)

National Objective: LMH

Initial Funding Date: 07/29/2013

Financing

Funded Amount: 1,698,706.60

Drawn Thru Program Year: 1,698,706.60

Drawn In Program Year: 1,698,706.60

Description:

Rehabilitation of an existing 97 unit public housing development serving seniors.
Activity located at 6701 SW 62 Ave, South Miami, FL 33143 in the South Miami NRSA

Proposed Accomplishments

Housing Units : 97

Actual Accomplishments

Number assisted:

	Owner		Renter		Total		Person	
	Total	Hispanic	Total	Hispanic	Total	Hispanic	Total	Hispanic
White:	0	0	0	0	0	0		0
Black/African American:	0	0	0	0	0	0	0	0
Asian:	0	0	0	0	0	0	0	0
American Indian/Alaskan Native:	0	0	0	0	0	0	0	0
Native Hawaiian/Other Pacific Islander:	0	0	0	0	0	0	0	0
American Indian/Alaskan Native & White:	0	0	0	0	0	0	0	0
Asian White:	0	0	0	0	0	0	0	0
Black/African American & White:	0	0	0	0	0	0	0	0
American Indian/Alaskan Native & Black/African American:	0	0	0	0	0	0	0	0
Other multi-racial:	0	0	0	0	0	0	0	0
Asian/Pacific Islander:	0	0	0	0	0	0	0	0
Hispanic:	0	0	0	0	0	0	0	0
Total:	0	0	0	0	0	0	0	0
Female-headed Households:	0		0		0			

Income Category:

	Owner	Renter	Total	Person
Extremely Low	0	0	0	0
Low Mod	0	0	0	0
Moderate	0	0	0	0
Non Low Moderate	0	0	0	0

Total	0	0	0	0
-------	---	---	---	---

Percent Low/Mod

Annual Accomplishments

Years	Accomplishment Narrative	# Benefitting
-------	--------------------------	---------------

2013	The activity is progressing. Staff is in the process of compiling the beneficiary information.	
------	--	--

PGM Year:	2013
Project:	0134 - MD PHCD- Dante Fascell Preservation LLC-Public Housing Rehabilitation
IDIS Activity:	5300 - MD PHCD- Dante Fascell Preservation, LLC-Public Housing Rehabilitation

Status:	Open	Objective:	Provide decent affordable housing
Location:	2925 NW 18th Ave Miami, FL 33142-6005	Outcome:	Affordability
		Matrix Code:	Public Housing Modernization (14C)
		National Objective:	LMH

Initial Funding Date:	08/08/2013
------------------------------	------------

Financing	
Funded Amount:	2,461,333.00
Drawn Thru Program Year:	2,461,333.00
Drawn In Program Year:	2,461,333.00

Description:
 Preservation and rehabilitation of Dante Fascell Housing Development.
 The development currently has 146 elderly public housing units in service.
 Upon completion, the project will contain 151 units.

Proposed Accomplishments

Housing Units : 151

Actual Accomplishments

Number assisted:	Owner		Renter		Total		Person	
	Total	Hispanic	Total	Hispanic	Total	Hispanic	Total	Hispanic
White:	0	0	0	0	0	0		0
Black/African American:	0	0	0	0	0	0	0	0
Asian:	0	0	0	0	0	0	0	0
American Indian/Alaskan Native:	0	0	0	0	0	0	0	0
Native Hawaiian/Other Pacific Islander:	0	0	0	0	0	0	0	0
American Indian/Alaskan Native & White:	0	0	0	0	0	0	0	0
Asian White:	0	0	0	0	0	0	0	0
Black/African American & White:	0	0	0	0	0	0	0	0
American Indian/Alaskan Native & Black/African American:	0	0	0	0	0	0	0	0
Other multi-racial:	0	0	0	0	0	0	0	0
Asian/Pacific Islander:	0	0	0	0	0	0	0	0
Hispanic:	0	0	0	0	0	0	0	0
Total:	0	0	0	0	0	0	0	0
Female-headed Households:	0		0		0			

<i>Income Category:</i>	Owner	Renter	Total	Person
Extremely Low	0	0	0	0

Low Mod	0	0	0	0
Moderate	0	0	0	0
Non Low Moderate	0	0	0	0
Total	0	0	0	0
Percent Low/Mod				

Annual Accomplishments

Years	Accomplishment Narrative	# Benefitting
-------	--------------------------	---------------

2013 The activity is progressing. Staff is in the process of compiling the beneficiary information.

PGM Year: 2013

Project: 0136 - MD PHCD- Public Housing Rehabilitation

IDIS Activity: 5302 - MD PHCD- Little Havana Homes Public Housing Rehabilitation

Status: Open

Location: 1255 SW 1st St Miami, FL 33135-2424

Objective: Provide decent affordable housing

Outcome: Affordability

Matrix Code: Public Housing Modernization (14C)

National Objective: LMH

Initial Funding Date: 10/30/2013

Financing

Funded Amount: 89,930.79

Drawn Thru Program Year: 89,930.79

Drawn In Program Year: 89,930.79

Description:

Rehabilitation of a scattered site 28 unit public housing development, which may include interior repairs, exterior painting, and stucco repairs.

Proposed Accomplishments

Housing Units : 28

Actual Accomplishments

Number assisted:

	Owner		Renter		Total		Person	
	Total	Hispanic	Total	Hispanic	Total	Hispanic	Total	Hispanic
White:	0	0	21	21	21	21	0	0
Black/African American:	0	0	7	5	7	5	0	0
Asian:	0	0	0	0	0	0	0	0
American Indian/Alaskan Native:	0	0	0	0	0	0	0	0
Native Hawaiian/Other Pacific Islander:	0	0	0	0	0	0	0	0
American Indian/Alaskan Native & White:	0	0	0	0	0	0	0	0
Asian White:	0	0	0	0	0	0	0	0
Black/African American & White:	0	0	0	0	0	0	0	0
American Indian/Alaskan Native & Black/African American:	0	0	0	0	0	0	0	0
Other multi-racial:	0	0	0	0	0	0	0	0
Asian/Pacific Islander:	0	0	0	0	0	0	0	0
Hispanic:	0	0	0	0	0	0	0	0
Total:	0	0	28	26	28	26	0	0

Female-headed Households:

0

0

0

Income Category:

	Owner	Renter	Total	Person
Extremely Low	0	19	19	0
Low Mod	0	9	9	0
Moderate	0	0	0	0
Non Low Moderate	0	0	0	0
Total	0	28	28	0
Percent Low/Mod		100.0%	100.0%	

Annual Accomplishments

Years	Accomplishment Narrative	# Benefitting
-------	--------------------------	---------------

2013 The activity is progressing. Staff is in the process of compiling the beneficiary information.
Construction completed(4th quarter progress report)

PGM Year: 2013

Project: 0016 - Acevedo Medical Group -2013

IDIS Activity: 5303 - Acevedo Medical Care Group, Inc.-Acevedo Medical Group Economic Development

Status: Open

Location: 2400 NW 54th St Miami, FL 33142-2946

Objective: Create economic opportunities

Outcome: Sustainability

Matrix Code: CI Building Acquisition, Construction, Rehabilitation (17C) National Objective: LMJ

Initial Funding Date: 08/19/2013

Financing

Funded Amount: 525,000.00

Drawn Thru Program Year: 0.00

Drawn In Program Year: 0.00

Description:

Acquisition and rehabilitation of building to create a medical center within the Model City NRSA.
Create 15 jobs.

Proposed Accomplishments

Jobs : 15

Actual Accomplishments*Number assisted:*

	Owner		Renter		Total		Person	
	Total	Hispanic	Total	Hispanic	Total	Hispanic	Total	Hispanic
White:	0	0	0	0	0	0		0
Black/African American:	0	0	0	0	0	0	0	0
Asian:	0	0	0	0	0	0	0	0
American Indian/Alaskan Native:	0	0	0	0	0	0	0	0
Native Hawaiian/Other Pacific Islander:	0	0	0	0	0	0	0	0
American Indian/Alaskan Native & White:	0	0	0	0	0	0	0	0
Asian White:	0	0	0	0	0	0	0	0
Black/African American & White:	0	0	0	0	0	0	0	0
American Indian/Alaskan Native & Black/African American:	0	0	0	0	0	0	0	0
Other multi-racial:	0	0	0	0	0	0	0	0
Asian/Pacific Islander:	0	0	0	0	0	0	0	0

Hispanic:	0	0	0	0	0	0	0	0
Total:	0	0	0	0	0	0	0	0
Female-headed Households:	0		0		0			

Income Category:

	Owner	Renter	Total	Person
Extremely Low	0	0	0	0
Low Mod	0	0	0	0
Moderate	0	0	0	0
Non Low Moderate	0	0	0	0
Total	0	0	0	0
Percent Low/Mod				

Annual Accomplishments

No data returned for this view. This might be because the applied filter excludes all data.

PGM Year: 2013

Project: 0067 - Housing Code Enforcement (Miami-Dade RER)

IDIS Activity: 5304 - MD RER-Housing Code Enforcement

Status: Open

Location: 11805 SW 26th St Miami, FL 33175-2464

Objective: Create suitable living environments

Outcome: Sustainability

Matrix Code: Code Enforcement (15)

National Objective: LMA

Initial Funding Date: 10/03/2013

Financing

Funded Amount: 429,000.00

Drawn Thru Program Year: 316,683.00

Drawn In Program Year: 316,683.00

Description:

Identify and remove code enforcement violations in multi-district CDBG Eligible Block Groups (EBGs) and Neighborhood Revitalization Strategy Areas (NRSAs)

Proposed Accomplishments

People (General) : 602

Total Population in Service Area: 3,474

Census Tract Percent Low / Mod: 75.40

Annual Accomplishments

No data returned for this view. This might be because the applied filter excludes all data.

PGM Year: 2013
Project: 0017 - RMV Culinary Experience Center LLC-2013
IDIS Activity: 5305 - RMV Culinary Enterprise Center LLC- RMV Culinary Experience Center Rehab

Status: Open Objective: Create economic opportunities
Location: 24420 S Dixie Hwy Homestead, FL 33032-3920 Outcome: Sustainability
Matrix Code: CI Building Acquisition, Construction, Rehabilitation (17C) National Objective: LMJ

Initial Funding Date: 08/06/2013
Financing
Funded Amount: 348,219.50
Drawn Thru Program Year: 0.00
Drawn In Program Year: 0.00

Description:
Renovation of existing building to create the Culinary Enterprise Center for training students and entrepreneurs.
Create 16 new jobs. \$250,000.00 funded thru R-356-13.

Proposed Accomplishments

Jobs : 16

Actual Accomplishments

Number assisted:

	Owner		Renter		Total		Person	
	Total	Hispanic	Total	Hispanic	Total	Hispanic	Total	Hispanic
White:	0	0	0	0	0	0		0
Black/African American:	0	0	0	0	0	0	0	0
Asian:	0	0	0	0	0	0	0	0
American Indian/Alaskan Native:	0	0	0	0	0	0	0	0
Native Hawaiian/Other Pacific Islander:	0	0	0	0	0	0	0	0
American Indian/Alaskan Native & White:	0	0	0	0	0	0	0	0
Asian White:	0	0	0	0	0	0	0	0
Black/African American & White:	0	0	0	0	0	0	0	0
American Indian/Alaskan Native & Black/African American:	0	0	0	0	0	0	0	0
Other multi-racial:	0	0	0	0	0	0	0	0
Asian/Pacific Islander:	0	0	0	0	0	0	0	0
Hispanic:	0	0	0	0	0	0	0	0
Total:	0	0	0	0	0	0	0	0
Female-headed Households:	0		0		0			

Income Category:

	Owner	Renter	Total	Person
Extremely Low	0	0	0	0
Low Mod	0	0	0	0
Moderate	0	0	0	0

Non Low Moderate	0	0	0	0
Total	0	0	0	0
Percent Low/Mod				

Annual Accomplishments

No data returned for this view. This might be because the applied filter excludes all data.

PGM Year:	2013								
Project:	0136 - MD PHCD- Public Housing Rehabilitation								
IDIS Activity:	5306 - MD PHCD-Town Park Public Housing Rehabilitation								
Status:	Open								
Location:	500 NW 19th St Miami, FL 33136-1224								
Initial Funding Date:	10/30/2013								
Financing									
Funded Amount:	130,669.81								
Drawn Thru Program Year:	130,669.81								
Drawn In Program Year:	130,669.81								

Objective: Provide decent affordable housing
Outcome: Affordability
Matrix Code: Public Housing Modernization (14C) National Objective: LMH

Description:
Rehabilitation of a 38 unit public housing development, which may include interior and exterior repairs, exterior painting, re-roofing and stucco repairs.

Proposed Accomplishments

Housing Units : 38

Actual Accomplishments

Number assisted:	Owner		Renter		Total		Person	
	Total	Hispanic	Total	Hispanic	Total	Hispanic	Total	Hispanic
White:	0	0	16	11	16	11	0	0
Black/African American:	0	0	22	9	22	9	0	0
Asian:	0	0	0	0	0	0	0	0
American Indian/Alaskan Native:	0	0	0	0	0	0	0	0
Native Hawaiian/Other Pacific Islander:	0	0	0	0	0	0	0	0
American Indian/Alaskan Native & White:	0	0	0	0	0	0	0	0
Asian White:	0	0	0	0	0	0	0	0
Black/African American & White:	0	0	0	0	0	0	0	0
American Indian/Alaskan Native & Black/African American:	0	0	0	0	0	0	0	0
Other multi-racial:	0	0	0	0	0	0	0	0
Asian/Pacific Islander:	0	0	0	0	0	0	0	0
Hispanic:	0	0	0	0	0	0	0	0

Total:	0	0	38	20	38	20	0	0
Female-headed Households:	0		0		0			
<i>Income Category:</i>								
	Owner	Renter	Total	Person				
Extremely Low	0	17	17	0				
Low Mod	0	21	21	0				
Moderate	0	0	0	0				
Non Low Moderate	0	0	0	0				
Total	0	38	38	0				
Percent Low/Mod		100.0%	100.0%					

Annual Accomplishments

Years	Accomplishment Narrative	# Benefitting
2013	The activity is progressing. Staff is in the process of compiling the beneficiary information. Project completed(4th quarter progress report)	
PGM Year:	2013	
Project:	0136 - MD PHCD- Public Housing Rehabilitation	
IDIS Activity:	5307 - MD PHCD-Wynwood Homes Public Housing Rehabilitation	
Status:	Open	Objective: Provide decent affordable housing
Location:	104 NW 27th St Miami, FL 33127-4426	Outcome: Affordability
		Matrix Code: Public Housing Modernization (14C) National Objective: LMH
Initial Funding Date:	10/30/2013	Description:
Financing		Rehabilitation of a scattered site 39 unit public housing development, which may include interior and exterior repairs, exterior painting, re-roofing and stucco repirs.
Funded Amount:	105,545.27	
Drawn Thru Program Year:	105,545.27	
Drawn In Program Year:	105,545.27	

Proposed Accomplishments

Housing Units : 39

Actual Accomplishments

<i>Number assisted:</i>	Owner		Renter		Total		Person	
	Total	Hispanic	Total	Hispanic	Total	Hispanic	Total	Hispanic
White:	0	0	7	6	7	6	0	0
Black/African American:	0	0	32	9	32	9	0	0
Asian:	0	0	0	0	0	0	0	0
American Indian/Alaskan Native:	0	0	0	0	0	0	0	0
Native Hawaiian/Other Pacific Islander:	0	0	0	0	0	0	0	0
American Indian/Alaskan Native & White:	0	0	0	0	0	0	0	0
Asian White:	0	0	0	0	0	0	0	0
Black/African American & White:	0	0	0	0	0	0	0	0
American Indian/Alaskan Native & Black/African American:	0	0	0	0	0	0	0	0

Other multi-racial:	0	0	0	0	0	0	0	0
Asian/Pacific Islander:	0	0	0	0	0	0	0	0
Hispanic:	0	0	0	0	0	0	0	0
Total:	0	0	39	15	39	15	0	0
Female-headed Households:	0		0		0			

Income Category:

	Owner	Renter	Total	Person
Extremely Low	0	23	23	0
Low Mod	0	16	16	0
Moderate	0	0	0	0
Non Low Moderate	0	0	0	0
Total	0	39	39	0
Percent Low/Mod		100.0%	100.0%	

Annual Accomplishments

Years	Accomplishment Narrative	# Benefitting
-------	--------------------------	---------------

2013 The activity is progressing. Staff is in the process of compiling the beneficiary information.
The construction completed(4th quarter progress report)

PGM Year: 2013

Project: 0136 - MD PHCD- Public Housing Rehabilitation

IDIS Activity: 5309 - MD PHCD-Santa Clara Public Housing Rehabilitation

Status: Open

Location: 1001 NW 27th St Miami, FL 33127-4037

Objective: Provide decent affordable housing

Outcome: Affordability

Matrix Code: Public Housing Modernization (14C)

National Objective: LMH

Initial Funding Date: 10/30/2013

Financing

Funded Amount: 48,097.13

Drawn Thru Program Year: 48,097.13

Drawn In Program Year: 48,097.13

Description:

Rehabilitation of a scattered site 13 unit public housing development which may include interior and exterior repairs, exterior painting, re-roofing, and stucco repairs.

Proposed Accomplishments

Housing Units : 13

Actual Accomplishments

Number assisted:	Owner		Renter		Total		Person	
	Total	Hispanic	Total	Hispanic	Total	Hispanic	Total	Hispanic
White:	0	0	3	1	3	1	0	0
Black/African American:	0	0	10	6	10	6	0	0
Asian:	0	0	0	0	0	0	0	0
American Indian/Alaskan Native:	0	0	0	0	0	0	0	0
Native Hawaiian/Other Pacific Islander:	0	0	0	0	0	0	0	0

American Indian/Alaskan Native & White:	0	0	0	0	0	0	0	0
Asian White:	0	0	0	0	0	0	0	0
Black/African American & White:	0	0	0	0	0	0	0	0
American Indian/Alaskan Native & Black/African American:	0	0	0	0	0	0	0	0
Other multi-racial:	0	0	0	0	0	0	0	0
Asian/Pacific Islander:	0	0	0	0	0	0	0	0
Hispanic:	0	0	0	0	0	0	0	0
Total:	0	0	13	7	13	7	0	0

Female-headed Households: 0 0 0

Income Category:

	Owner	Renter	Total	Person
Extremely Low	0	4	4	0
Low Mod	0	9	9	0
Moderate	0	0	0	0
Non Low Moderate	0	0	0	0
Total	0	13	13	0
Percent Low/Mod		100.0%	100.0%	

Annual Accomplishments

Years	Accomplishment Narrative	# Benefitting
-------	--------------------------	---------------

2013	The activity is progressing. Staff is in the process of compiling the beneficiary information. Construction completed(4th quarter progress report)	
------	---	--

PGM Year: 2013

Project: 0079 - PHCD Program Administration and Monitoring

IDIS Activity: 5311 - MD PHCD- CDBG Program administration (2013)

Status: Open

Location: ,

Objective:

Outcome:

Matrix Code: Planning (20)

National Objective:

Initial Funding Date: 08/26/2013

Description:

General Program administration of CDBG Program

Financing

Funded Amount: 2,097,320.20

Drawn Thru Program Year: 1,962,053.86

Drawn In Program Year: 1,962,053.86

Proposed Accomplishments

Actual Accomplishments

<i>Number assisted:</i>	Owner		Renter		Total		Person	
	Total	Hispanic	Total	Hispanic	Total	Hispanic	Total	Hispanic
White:					0	0		
Black/African American:					0	0		

Asian:						0	0		
American Indian/Alaskan Native:						0	0		
Native Hawaiian/Other Pacific Islander:						0	0		
American Indian/Alaskan Native & White:						0	0		
Asian White:						0	0		
Black/African American & White:						0	0		
American Indian/Alaskan Native & Black/African American:						0	0		
Other multi-racial:						0	0		
Asian/Pacific Islander:						0	0		
Hispanic:						0	0		
Total:						0	0	0	0

Female-headed Households: 0

<i>Income Category:</i>				
	Owner	Renter	Total	Person
Extremely Low			0	
Low Mod			0	
Moderate			0	
Non Low Moderate			0	
Total	0	0	0	0
Percent Low/Mod				

Annual Accomplishments

No data returned for this view. This might be because the applied filter excludes all data.

PGM Year:	2013		
Project:	0137 - Miami-Dade RER-Historic Preservation Support		
IDIS Activity:	5315 - MD RER-Historic Preservation Support		
Status:	Open	Objective:	
Location:	,	Outcome:	
		Matrix Code:	General Program Administration (21A)
		National Objective:	
Initial Funding Date:	10/03/2013	Description:	
Financing		CDBG eligible costs associated with administering the Historic Preservation Planning, reviewing, monitoringand coordination of activities.	
Funded Amount:	103,000.00		
Drawn Thru Program Year:	89,130.54		
Drawn In Program Year:	89,130.54		

Proposed Accomplishments

Actual Accomplishments

Number assisted:	Owner		Renter		Total		Person	
	Total	Hispanic	Total	Hispanic	Total	Hispanic	Total	Hispanic
White:					0	0		
Black/African American:					0	0		
Asian:					0	0		
American Indian/Alaskan Native:					0	0		
Native Hawaiian/Other Pacific Islander:					0	0		
American Indian/Alaskan Native & White:					0	0		
Asian White:					0	0		
Black/African American & White:					0	0		
American Indian/Alaskan Native & Black/African American:					0	0		
Other multi-racial:					0	0		
Asian/Pacific Islander:					0	0		
Hispanic:					0	0		
Total:	0	0	0	0	0	0	0	0
Female-headed Households:					0			

Income Category:	Owner	Renter	Total	Person
Extremely Low			0	
Low Mod			0	
Moderate			0	
Non Low Moderate			0	
Total	0	0	0	0
Percent Low/Mod				

Annual Accomplishments

No data returned for this view. This might be because the applied filter excludes all data.

Total Funded Amount:	\$265,455,909.14
Total Drawn Thru Program Year:	\$254,780,911.36
Total Drawn In Program Year:	\$28,277,992.35



U.S. Department of Housing and Urban Development
Office of Community Planning and Development
Integrated Disbursement and Information System
CDBG Summary of Accomplishments
Program Year: 2013

DATE: 03-07-14
TIME: 7:49
PAGE: 1

MIAMI DADE COUNTY

Count of CDBG Activities with Disbursements by Activity Group & Matrix Code

Activity Group	Activity Category	Underway Count	Underway Activities Disbursed	Completed Count	Completed Activities Disbursed	Program Year Count	Total Activities Disbursed
Acquisition	Acquisition of Real Property (01)	5	\$0.00	1	\$0.00	6	\$0.00
	Disposition (02)	10	\$0.00	0	\$0.00	10	\$0.00
	Total Acquisition	15	\$0.00	1	\$0.00	16	\$0.00
Economic Development	CI Land Acquisition/Disposition (17A)	2	\$0.00	0	\$0.00	2	\$0.00
	CI Infrastructure Development (17B)	1	\$0.00	0	\$0.00	1	\$0.00
	CI Building Acquisition, Construction, Rehabilitation (17C)	15	\$66,666.12	6	\$0.00	21	\$66,666.12
	Other Commercial/Industrial Improvements (17D)	3	\$0.00	3	\$0.00	6	\$0.00
	ED Direct Financial Assistance to For-Profits (18A)	26	\$476,244.09	10	\$0.00	36	\$476,244.09
	ED Technical Assistance (18B)	28	\$1,631,144.19	30	\$233,643.09	58	\$1,864,787.28
	Micro-Enterprise Assistance (18C)	10	\$763,308.60	21	\$460,039.30	31	\$1,223,347.90
	Total Economic Development	85	\$2,937,363.00	70	\$693,682.39	155	\$3,631,045.39
Housing	Construction of Housing (12)	9	\$75,473.50	2	\$0.00	11	\$75,473.50
	Direct Homeownership Assistance (13)	1	\$0.00	0	\$0.00	1	\$0.00
	Rehab; Single-Unit Residential (14A)	5	\$965,036.10	9	\$212,564.93	14	\$1,177,601.03
	Rehab; Multi-Unit Residential (14B)	4	\$265,931.20	13	\$288,002.46	17	\$553,933.66
	Public Housing Modernization (14C)	15	\$7,584,341.91	0	\$0.00	15	\$7,584,341.91
	Rehabilitation Administration (14H)	1	\$0.00	0	\$0.00	1	\$0.00
	Housing Services (14J)	1	\$106,000.00	0	\$0.00	1	\$106,000.00
	Code Enforcement (15)	3	\$528,385.09	9	\$115,129.67	12	\$643,514.76
	Residential Historic Preservation (16A)	0	\$0.00	1	\$0.00	1	\$0.00
	Total Housing	39	\$9,525,167.80	34	\$615,697.06	73	\$10,140,864.86
Public Facilities and Improvements	Public Facilities and Improvement (General) (03)	13	\$3,619,836.15	2	\$0.00	15	\$3,619,836.15
	Senior Centers (03A)	12	\$185,614.75	3	\$0.00	15	\$185,614.75
	Handicapped Centers (03B)	2	\$198,264.38	1	\$37,582.77	3	\$235,847.15
	Homeless Facilities (not operating costs) (03C)	2	\$81,893.25	1	\$0.00	3	\$81,893.25
	Youth Centers (03D)	2	\$20,494.90	0	\$0.00	2	\$20,494.90
	Neighborhood Facilities (03E)	3	\$0.00	0	\$0.00	3	\$0.00
	Parks, Recreational Facilities (03F)	17	\$4,377,679.07	15	\$958,553.18	32	\$5,336,232.25



U.S. Department of Housing and Urban Development
Office of Community Planning and Development
Integrated Disbursement and Information System
CDBG Summary of Accomplishments
Program Year: 2013

DATE: 03-07-14
TIME: 7:49
PAGE: 2

MIAMI DADE COUNTY

Activity Group	Activity Category	Underway Count	Underway Activities Disbursed	Completed Count	Completed Activities Disbursed	Program Year Count	Total Activities Disbursed
Public Facilities and Improvements	Flood Drainage Improvements (03I)	3	\$186,980.07	0	\$0.00	3	\$186,980.07
	Water/Sewer Improvements (03J)	2	\$300,000.00	3	\$738,183.04	5	\$1,038,183.04
	Street Improvements (03K)	10	\$489,921.55	10	\$634,078.75	20	\$1,124,000.30
	Sidewalks (03L)	4	\$16,400.80	2	\$61,775.00	6	\$78,175.80
	Child Care Centers (03M)	5	\$111,815.70	2	\$16,834.30	7	\$128,650.00
	Tree Planting (03N)	2	\$72,635.00	0	\$0.00	2	\$72,635.00
	Health Facilities (03P)	2	\$20,145.00	0	\$0.00	2	\$20,145.00
	Abused and Neglected Children Facilities (03Q)	1	\$0.00	0	\$0.00	1	\$0.00
	Non-Residential Historic Preservation (16B)	1	\$0.00	1	\$39,030.05	2	\$39,030.05
	Total Public Facilities and Improvements	81	\$9,681,680.62	40	\$2,486,037.09	121	\$12,167,717.71
Public Services	Public Services (General) (05)	3	\$1,228.23	3	\$11,529.48	6	\$12,757.71
	Senior Services (05A)	5	\$51,085.13	2	\$25,391.16	7	\$76,476.29
	Youth Services (05D)	1	\$11,823.28	7	\$76,889.17	8	\$88,712.45
	Battered and Abused Spouses (05G)	0	\$0.00	3	\$500,000.00	3	\$500,000.00
	Employment Training (05H)	4	\$189,231.47	3	\$0.00	7	\$189,231.47
	Crime Awareness (05I)	0	\$0.00	3	\$350,000.00	3	\$350,000.00
	Child Care Services (05L)	1	\$36,762.24	0	\$0.00	1	\$36,762.24
	Health Services (05M)	1	\$0.00	5	\$0.00	6	\$0.00
	Abused and Neglected Children (05N)	1	\$0.00	0	\$0.00	1	\$0.00
	Subsistence Payment (05Q)	0	\$0.00	1	\$0.00	1	\$0.00
	Rental Housing Subsidies (if HOME, not part of 5% Admin cap) (05S)	1	\$0.00	3	\$0.00	4	\$0.00
	Housing Counseling (05U)	0	\$0.00	1	\$18,832.51	1	\$18,832.51
	Neighborhood Cleanups (05V)	0	\$0.00	1	\$0.00	1	\$0.00
	Food Banks (05W)	1	\$0.00	0	\$0.00	1	\$0.00
	Total Public Services	18	\$290,130.35	32	\$982,642.32	50	\$1,272,772.67
General Administration and Planning	Planning (20)	2	\$2,086,451.64	1	\$0.00	3	\$2,086,451.64
	General Program Administration (21A)	2	\$92,112.60	2	\$68,798.23	4	\$160,910.83
	Fair Housing Activities (subject to 20% Admin Cap) (21D)	0	\$0.00	2	\$8,322.00	2	\$8,322.00
	Total General Administration and Planning	4	\$2,178,564.24	5	\$77,120.23	9	\$2,255,684.47



U.S. Department of Housing and Urban Development
Office of Community Planning and Development
Integrated Disbursement and Information System
CDBG Summary of Accomplishments
Program Year: 2013

DATE: 03-07-14
TIME: 7:49
PAGE: 3

MIAMI DADE COUNTY

Activity Group	Activity Category	Underway Count	Underway Activities Disbursed	Completed Count	Completed Activities Disbursed	Program Year Count	Total Activities Disbursed
Grand Total		242	\$24,612,906.01	182	\$4,855,179.09	424	\$29,468,085.10



U.S. Department of Housing and Urban Development
Office of Community Planning and Development
Integrated Disbursement and Information System
CDBG Summary of Accomplishments
Program Year: 2013

DATE: 03-07-14
TIME: 7:49
PAGE: 4

MIAMI DADE COUNTY

CDBG Sum of Actual Accomplishments by Activity Group and Accomplishment Type

Activity Group	Matrix Code	Accomplishment Type	Open Count	Completed Count	Program Year Totals
Acquisition	Acquisition of Real Property (01)	Persons	20,285	0	20,285
		Housing Units	21	4	25
		Public Facilities	0	0	0
	Disposition (02)	Persons	0	0	0
		Housing Units	8	0	8
	Total Acquisition		20,314	4	20,318
Economic Development	CI Land Acquisition/Disposition (17A)	Business	18,375	0	18,375
		Jobs	0	0	0
	CI Infrastructure Development (17B)	Jobs	0	0	0
		Business	0	153	153
	CI Building Acquisition, Construction, Rehabilitation (17C)	Jobs	7	72	79
		Business	0	101,640	101,640
	Other Commercial/Industrial Improvements (17D)	Jobs	0	0	0
		Business	0	0	0
	ED Direct Financial Assistance to For-Profits (18A)	Jobs	69	53	122
		Business	39	181	220
	ED Technical Assistance (18B)	Jobs	43	168	211
	Micro-Enterprise Assistance (18C)	Jobs			
	Total Economic Development		18,533	102,267	120,800
Housing	Construction of Housing (12)	Housing Units	54	0	54
	Direct Homeownership Assistance (13)	Households	0	0	0
	Rehab; Single-Unit Residential (14A)	Housing Units	0	232	232
	Rehab; Multi-Unit Residential (14B)	Housing Units	14	979	993
	Public Housing Modernization (14C)	Housing Units	443	0	443
	Rehabilitation Administration (14H)	Housing Units	2	0	2
	Housing Services (14J)	Housing Units	0	0	0
	Code Enforcement (15)	Persons	0	48,451	48,451
		Housing Units	1,554	1,465	3,019
	Residential Historic Preservation (16A)	Housing Units	0	3	3
	Total Housing		2,067	51,130	53,197
Public Facilities and Improvements	Public Facilities and Improvement (General) (03)	Persons	0	0	0
		Housing Units	46	0	46
		Public Facilities	9,064	5,850	14,914
	Senior Centers (03A)	Public Facilities	512	443	955



U.S. Department of Housing and Urban Development
Office of Community Planning and Development
Integrated Disbursement and Information System
CDBG Summary of Accomplishments
Program Year: 2013

DATE: 03-07-14
TIME: 7:49
PAGE: 5

MIAMI DADE COUNTY

Activity Group	Matrix Code	Accomplishment Type	Open Count	Completed Count	Program Year Totals
Public Facilities and Improvements	Handicapped Centers (03B)	Public Facilities	0	70	70
	Homeless Facilities (not operating costs) (03C)	Public Facilities	0	281	281
	Youth Centers (03D)	Public Facilities	0	0	0
	Neighborhood Facilities (03E)	Public Facilities	2,245	0	2,245
	Parks, Recreational Facilities (03F)	Public Facilities	61,898	180,160	242,058
	Flood Drainage Improvements (03I)	Public Facilities	6,834	0	6,834
	Water/Sewer Improvements (03J)	Persons	3,046	4,269	7,315
		Housing Units	0	14	14
	Street Improvements (03K)	Persons	55,370	30,135	85,505
	Sidewalks (03L)	Persons	41,392	19,185	60,577
	Child Care Centers (03M)	Public Facilities	90	148	238
	Tree Planting (03N)	Public Facilities	7,310	0	7,310
	Health Facilities (03P)	Public Facilities	1,317	0	1,317
	Abused and Neglected Children Facilities (03Q)	Public Facilities	0	0	0
	Non-Residential Historic Preservation (16B)	Organizations	0	0	0
		Business	0	9,632	9,632
		Total Public Facilities and Improvements		189,124	250,187
Public Services	Public Services (General) (05)	Persons	100	2,484	2,584
	Senior Services (05A)	Persons	217	454	671
	Youth Services (05D)	Persons	48	655	703
	Battered and Abused Spouses (05G)	Persons	0	1,339	1,339
	Employment Training (05H)	Persons	285	3,833	4,118
	Crime Awareness (05I)	Persons	0	409	409
	Child Care Services (05L)	Persons	26	0	26
	Health Services (05M)	Persons	0	25,291	25,291
	Abused and Neglected Children (05N)	Persons	0	0	0
	Subsistence Payment (05Q)	Persons	0	195	195
	Rental Housing Subsidies (if HOME, not part of 5% Admin cap) (05S)	Households	39	30	69
	Housing Counseling (05U)	Households	0	152	152
	Neighborhood Cleanups (05V)	Persons	0	545	545
	Food Banks (05W)	Persons	0	0	0
		Total Public Services		715	35,387
Grand Total			230,753	438,975	669,728



U.S. Department of Housing and Urban Development
Office of Community Planning and Development
Integrated Disbursement and Information System
CDBG Summary of Accomplishments
Program Year: 2013

DATE: 03-07-14
TIME: 7:49
PAGE: 6

MIAMI DADE COUNTY

CDBG Beneficiaries by Racial / Ethnic Category

Housing-Non Housing	Race	Total Persons		Total Hispanic	
				Persons	Total Households
Housing	White	0	0	832	740
	Black/African American	0	0	890	74
	Other multi-racial	0	0	4	3
	Hispanic (valid until 03-31-04)	0	0	1	1
	Total Housing	0	0	1,727	818
Non Housing	White	5,766	3,414	175	165
	Black/African American	3,755	199	132	23
	Asian	132	18	1	0
	American Indian/Alaskan Native	1	0	0	0
	Native Hawaiian/Other Pacific Islander	4	1	0	0
	Asian & White	54	1	0	0
	Black/African American & White	6	2	0	0
	Amer. Indian/Alaskan Native & Black/African Amer.	2	0	0	0
	Other multi-racial	1,032	296	2	2
	Hispanic (valid until 03-31-04)	0	0	4	4
	Total Non Housing	10,752	3,931	314	194
Grand Total	White	5,766	3,414	1,007	905
	Black/African American	3,755	199	1,022	97
	Asian	132	18	1	0
	American Indian/Alaskan Native	1	0	0	0
	Native Hawaiian/Other Pacific Islander	4	1	0	0
	Asian & White	54	1	0	0
	Black/African American & White	6	2	0	0
	Amer. Indian/Alaskan Native & Black/African Amer.	2	0	0	0
	Other multi-racial	1,032	296	6	5
	Hispanic (valid until 03-31-04)	0	0	5	5
	Total Grand Total	10,752	3,931	2,041	1,012



U.S. Department of Housing and Urban Development
Office of Community Planning and Development
Integrated Disbursement and Information System
CDBG Summary of Accomplishments
Program Year: 2013

DATE: 03-07-14
TIME: 7:49
PAGE: 7

MIAMI DADE COUNTY

CDBG Beneficiaries by Income Category

	Income Levels	Owner Occupied	Renter Occupied	Persons
Housing	Extremely Low ($\leq 30\%$)	0	199	0
	Low ($> 30\%$ and $\leq 50\%$)	13	364	0
	Mod ($> 50\%$ and $\leq 80\%$)	14	222	0
	Total Low-Mod	27	785	0
	Non Low-Mod ($> 80\%$)	0	0	0
	Total Beneficiaries	27	785	0
Non Housing	Extremely Low ($\leq 30\%$)	0	0	613
	Low ($> 30\%$ and $\leq 50\%$)	0	0	1,047
	Mod ($> 50\%$ and $\leq 80\%$)	4	0	92
	Total Low-Mod	4	0	1,752
	Non Low-Mod ($> 80\%$)	0	0	12
	Total Beneficiaries	4	0	1,764



Office of Community Planning and Development
U.S. Department of Housing and Urban Development
Integrated Disbursement and Information System
PR26 - CDBG Financial Summary Report
Program Year 2013
MIAMI DADE COUNTY , FL

DATE: 03-07-14
TIME: 14:13
PAGE: 1

PART I: SUMMARY OF CDBG RESOURCES

01 UNEXPENDED CDBG FUNDS AT END OF PREVIOUS PROGRAM YEAR	0.00
02 ENTITLEMENT GRANT	11,001,601.00
03 SURPLUS URBAN RENEWAL	0.00
04 SECTION 108 GUARANTEED LOAN FUNDS	0.00
05 CURRENT YEAR PROGRAM INCOME	689,066.72
05a CURRENT YEAR SECTION 108 PROGRAM INCOME (FOR SI TYPE)	0.00
06 RETURNS	1,190,092.75
07 ADJUSTMENT TO COMPUTE TOTAL AVAILABLE	0.00
08 TOTAL AVAILABLE (SUM, LINES 01-07)	12,880,760.47

PART II: SUMMARY OF CDBG EXPENDITURES

09 DISBURSEMENTS OTHER THAN SECTION 108 REPAYMENTS AND PLANNING/ADMINISTRATION	26,022,307.88
10 ADJUSTMENT TO COMPUTE TOTAL AMOUNT SUBJECT TO LOW/MOD BENEFIT	0.00
11 AMOUNT SUBJECT TO LOW/MOD BENEFIT (LINE 09 + LINE 10)	26,022,307.88
12 DISBURSED IN IDIS FOR PLANNING/ADMINISTRATION	2,255,684.47
13 DISBURSED IN IDIS FOR SECTION 108 REPAYMENTS	0.00
14 ADJUSTMENT TO COMPUTE TOTAL EXPENDITURES	0.00
15 TOTAL EXPENDITURES (SUM, LINES 11-14)	28,277,992.35
16 UNEXPENDED BALANCE (LINE 08 - LINE 15)	(15,397,231.88)

PART III: LOWMOD BENEFIT THIS REPORTING PERIOD

17 EXPENDED FOR LOW/MOD HOUSING IN SPECIAL AREAS	0.00
18 EXPENDED FOR LOW/MOD MULTI-UNIT HOUSING	0.00
19 DISBURSED FOR OTHER LOW/MOD ACTIVITIES	12,339,010.98
20 ADJUSTMENT TO COMPUTE TOTAL LOW/MOD CREDIT	13,683,296.90
21 TOTAL LOW/MOD CREDIT (SUM, LINES 17-20)	26,022,307.88
22 PERCENT LOW/MOD CREDIT (LINE 21/LINE 11)	100.00%

LOW/MOD BENEFIT FOR MULTI-YEAR CERTIFICATIONS

23 PROGRAM YEARS(PY) COVERED IN CERTIFICATION	PY: PY: PY:
24 CUMULATIVE NET EXPENDITURES SUBJECT TO LOW/MOD BENEFIT CALCULATION	0.00
25 CUMULATIVE EXPENDITURES BENEFITING LOW/MOD PERSONS	0.00
26 PERCENT BENEFIT TO LOW/MOD PERSONS (LINE 25/LINE 24)	0.00%

PART IV: PUBLIC SERVICE (PS) CAP CALCULATIONS

27 DISBURSED IN IDIS FOR PUBLIC SERVICES	1,272,772.67
28 PS UNLIQUIDATED OBLIGATIONS AT END OF CURRENT PROGRAM YEAR	0.00
29 PS UNLIQUIDATED OBLIGATIONS AT END OF PREVIOUS PROGRAM YEAR	0.00
30 ADJUSTMENT TO COMPUTE TOTAL PS OBLIGATIONS	0.00
31 TOTAL PS OBLIGATIONS (LINE 27 + LINE 28 - LINE 29 + LINE 30)	1,272,772.67
32 ENTITLEMENT GRANT	11,001,601.00
33 PRIOR YEAR PROGRAM INCOME	248,611.92
34 ADJUSTMENT TO COMPUTE TOTAL SUBJECT TO PS CAP	0.00
35 TOTAL SUBJECT TO PS CAP (SUM, LINES 32-34)	11,250,212.92
36 PERCENT FUNDS OBLIGATED FOR PS ACTIVITIES (LINE 31/LINE 35)	11.31%

PART V: PLANNING AND ADMINISTRATION (PA) CAP

37 DISBURSED IN IDIS FOR PLANNING/ADMINISTRATION	2,255,684.47
38 PA UNLIQUIDATED OBLIGATIONS AT END OF CURRENT PROGRAM YEAR	0.00
39 PA UNLIQUIDATED OBLIGATIONS AT END OF PREVIOUS PROGRAM YEAR	0.00
40 ADJUSTMENT TO COMPUTE TOTAL PA OBLIGATIONS	0.00
41 TOTAL PA OBLIGATIONS (LINE 37 + LINE 38 - LINE 39 +LINE 40)	2,255,684.47
42 ENTITLEMENT GRANT	11,001,601.00
43 CURRENT YEAR PROGRAM INCOME	689,066.72
44 ADJUSTMENT TO COMPUTE TOTAL SUBJECT TO PA CAP	0.00
45 TOTAL SUBJECT TO PA CAP (SUM, LINES 42-44)	11,690,667.72
46 PERCENT FUNDS OBLIGATED FOR PA ACTIVITIES (LINE 41/LINE 45)	19.29%



Office of Community Planning and Development
U.S. Department of Housing and Urban Development
Integrated Disbursement and Information System
PR26 - CDBG Financial Summary Report
Program Year 2013
MIAMI DADE COUNTY , FL

DATE: 03-07-14
TIME: 14:13
PAGE: 2

LINE 17 DETAIL: ACTIVITIES TO CONSIDER IN DETERMINING THE AMOUNT TO ENTER ON LINE 17

Report returned no data.

LINE 18 DETAIL: ACTIVITIES TO CONSIDER IN DETERMINING THE AMOUNT TO ENTER ON LINE 18

Plan Year	IDIS Project	IDIS Activity	Activity Name	Matrix Code	National Objective	Drawn Amount
2012	3	5126	Habitat for Humanity SHARP II Program	14B	LMH	\$119,277.00
2011	5	4951	MD CAA- Affordable Housing Residential Rehab Program	14B	LMH	\$146,654.20
2012	30	5162	MD Community Action and Human Services-Arthur Mays Village Public Housing Rehabilitation	14C	LMH	\$190,956.82
2009	53	4804	Cielo, LTD/Cielo Apartments	14B	LMH	\$288,002.46
2012	83	5216	MD PROS- Homestead Gardens Public Housing Project	14C	LMH	\$42,621.79
2013	123	5249	MD PHCD-Rehab of public housing units- Helen Sawyer Site	14C	LMH	\$49,960.00
2013	123	5250	MD PHCD- Rehabilitation of public housing units in Miami-Dade County- Culmer Place Site	14C	LMH	\$132,237.04
2013	123	5251	MD PHCD- Rehabilitation of Public Housing units-Arthur Mays Site	14C	LMH	\$379,748.05
2013	123	5252	MD PHCD- Rehabilitation of Public Housing Units- Naranja	14C	LMH	\$185,500.00
2013	123	5253	MD PHCD-Rehabilitation of Public Housing Units- Edison Plaza Kitchen Cabinet Replacement	14C	LMH	\$191,584.66
2013	123	5254	MD PHCD-Rehabilitation of Public housing units-Edison Plaza Exterior Painting	14C	LMH	\$93,926.95
2013	132	5298	MD PHCD-Stirrup Plaza Preservation LLC-Public Housing Rehabilitation	14C	LMH	\$1,783,524.00
2013	133	5299	MD PHCD-South Miami Plaza Preservation, LLC-South Miami Plaza Public Housing Modernization	14C	LMH	\$1,698,706.60
2013	134	5300	MD PHCD- Dante Fascell Preservation, LLC-Public Housing Rehabilitation	14C	LMH	\$2,461,333.00
2013	136	5302	MD PHCD- Little Havana Homes Public Housing Rehabilitation	14C	LMH	\$89,930.79
2013	136	5306	MD PHCD-Town Park Public Housing Rehabilitation	14C	LMH	\$130,669.81
2013	136	5307	MD PHCD-Wynwood Homes Public Housing Rehabilitation	14C	LMH	\$105,545.27
2013	136	5309	MD PHCD-Santa Clara Public Housing Rehabilitation	14C	LMH	\$48,097.13
Total						\$8,138,275.57

LINE 19 DETAIL: ACTIVITIES INCLUDED IN THE COMPUTATION OF LINE 19

Plan Year	IDIS Project	IDIS Activity	Voucher Number	Activity Name	Matrix Code	National Objective	Drawn Amount
2007	21	4458	5513978	MD DHS/REPAIR & RENOVATE HUMAN SERVICES	03	LMC	\$47.50
2007	21	4458	5527924	MD DHS/REPAIR & RENOVATE HUMAN SERVICES	03	LMC	\$23,743.20
2007	21	4458	5530681	MD DHS/REPAIR & RENOVATE HUMAN SERVICES	03	LMC	\$11,595.50
2007	21	4458	5533237	MD DHS/REPAIR & RENOVATE HUMAN SERVICES	03	LMC	\$427.50
2007	21	4458	5541287	MD DHS/REPAIR & RENOVATE HUMAN SERVICES	03	LMC	\$4,844.32
2007	21	4458	5549001	MD DHS/REPAIR & RENOVATE HUMAN SERVICES	03	LMC	\$6,954.55
2007	27	4464	5548908	MD OCED ED/COMMERCIAL REVITALIZATION PRG	17C	LMJ	\$54,145.49
2007	80	4520	5551409	MD OCED HOUSING INITIATIVE-US1 &296 ST	12	LMH	(\$1,190,092.75)
2008	63	4676	5598692	MD OCED/ED/COMM. REV. PRM/NON-TUA	17C	LMJ	\$12,520.63
2009	45	4795	5634646	MBCDC:London Apartments	12	LMH	\$75,473.50
2009	84	4888	5522496	MD Park & Recreation-Park Improvements for four parks	03F	LMA	\$2,013.00
2009	84	4888	5634646	MD Park & Recreation-Park Improvements for four parks	03F	LMA	\$7,314.06
2009	84	4888	5640333	MD Park & Recreation-Park Improvements for four parks	03F	LMA	\$7,965.28
2010	26	4879	5530681	City of North Miami Beach- Allen Park Recreation Center/Renovation	03F	LMA	\$63,269.51
2010	26	4879	5546716	City of North Miami Beach- Allen Park Recreation Center/Renovation	03F	LMA	\$70,009.50
2010	26	4879	5579940	City of North Miami Beach- Allen Park Recreation Center/Renovation	03F	LMA	\$12,500.00



Office of Community Planning and Development
U.S. Department of Housing and Urban Development
Integrated Disbursement and Information System
PR26 - CDBG Financial Summary Report
Program Year 2013
MIAMI DADE COUNTY , FL

DATE: 03-07-14
TIME: 14:13
PAGE: 3

Plan Year	IDIS Project	IDIS Activity	Voucher Number	Activity Name	Matrix Code	National Objective	Drawn Amount
2010	26	4879	5581439	City of North Miami Beach- Allen Park Recreation Center/Renovation	03F	LMA	\$79,962.57
2010	26	4879	5600834	City of North Miami Beach- Allen Park Recreation Center/Renovation	03F	LMA	\$10,780.00
2010	26	4879	5620766	City of North Miami Beach- Allen Park Recreation Center/Renovation	03F	LMA	\$92,760.22
2010	32	4891	5517087	Assistance to the Elderly-Air Conditioning Upgrade System	03B	LMC	\$16,482.83
2010	32	4891	5598692	Assistance to the Elderly-Air Conditioning Upgrade System	03B	LMC	\$21,099.94
2010	39	4899	5562251	MD ISD- Historic Hampton House	03	LMC	\$2,000.00
2010	39	4899	5564923	MD ISD- Historic Hampton House	03	LMC	\$3,452.04
2010	39	4899	5600834	MD ISD- Historic Hampton House	03	LMC	\$157,052.13
2010	39	4899	5608327	MD ISD- Historic Hampton House	03	LMC	\$448,507.29
2010	39	4899	5613986	MD ISD- Historic Hampton House	03	LMC	\$11,643.76
2010	39	4899	5616029	MD ISD- Historic Hampton House	03	LMC	\$480,457.32
2010	39	4899	5616033	MD ISD- Historic Hampton House	03	LMC	\$556.65
2010	39	4899	5618278	MD ISD- Historic Hampton House	03	LMC	\$71,772.48
2010	39	4899	5618498	MD ISD- Historic Hampton House	03	LMC	\$936,631.38
2010	39	4899	5623242	MD ISD- Historic Hampton House	03	LMC	\$7,900.88
2010	39	4899	5625583	MD ISD- Historic Hampton House	03	LMC	\$113,783.40
2010	42	4902	5517087	Jewish Community Services-Miami Beach Senior Center Improvements	03A	LMC	\$26,587.12
2010	42	4902	5527924	Jewish Community Services-Miami Beach Senior Center Improvements	03A	LMC	\$27,762.13
2010	42	4902	5567376	Jewish Community Services-Miami Beach Senior Center Improvements	03A	LMC	\$1,137.21
2010	46	4906	5520071	MD CAA- Facility Improvements	03	LMC	\$337.50
2010	46	4906	5525223	MD CAA- Facility Improvements	03	LMC	\$33.00
2010	46	4906	5527924	MD CAA- Facility Improvements	03	LMC	\$36,947.61
2010	46	4906	5548908	MD CAA- Facility Improvements	03	LMC	\$47,250.00
2010	46	4906	5571625	MD CAA- Facility Improvements	03	LMC	\$19,076.94
2010	46	4906	5593863	MD CAA- Facility Improvements	03	LMC	\$15,510.20
2010	46	4906	5618278	MD CAA- Facility Improvements	03	LMC	\$326,730.77
2010	46	4906	5623242	MD CAA- Facility Improvements	03	LMC	\$32,753.10
2010	52	4912	5571625	MD DHS- Rehab Richmond Heights Senior Center	03A	LMC	\$31,143.12
2010	52	4912	5613986	MD DHS- Rehab Richmond Heights Senior Center	03A	LMC	\$1,572.00
2010	60	4949	5616029	MD CAA-Arcola Lake Head Start Center	03M	LMC	\$62,955.70
2010	61	4950	5546716	MD CAA/Le Jardin Early Head Start Child Care Center	03M	LMC	\$16,834.30
2010	63	5060	5557159	Coalition of Florida Farmworker Organization Multi-Service Center	03	LMA	\$22,580.00
2010	63	5060	5579940	Coalition of Florida Farmworker Organization Multi-Service Center	03	LMA	\$9,012.52
2010	63	5060	5630556	Coalition of Florida Farmworker Organization Multi-Service Center	03	LMA	\$9,325.00
2011	6	4953	5520071	MD Dept. of Park & Recreation- Country Club of Miami Park Improvements	03F	LMA	\$7,665.49
2011	6	4953	5522496	MD Dept. of Park & Recreation- Country Club of Miami Park Improvements	03F	LMA	\$12,881.78
2011	6	4953	5533237	MD Dept. of Park & Recreation- Country Club of Miami Park Improvements	03F	LMA	\$3,679.65
2011	6	4953	5546716	MD Dept. of Park & Recreation- Country Club of Miami Park Improvements	03F	LMA	\$56,839.31
2011	6	4953	5579940	MD Dept. of Park & Recreation- Country Club of Miami Park Improvements	03F	LMA	\$15,811.81
2011	6	4953	5600834	MD Dept. of Park & Recreation- Country Club of Miami Park Improvements	03F	LMA	\$10,014.94
2011	6	4953	5616029	MD Dept. of Park & Recreation- Country Club of Miami Park Improvements	03F	LMA	\$94,564.90
2011	6	4953	5618278	MD Dept. of Park & Recreation- Country Club of Miami Park Improvements	03F	LMA	\$116,064.95



Office of Community Planning and Development
U.S. Department of Housing and Urban Development
Integrated Disbursement and Information System
PR26 - CDBG Financial Summary Report
Program Year 2013
MIAMI DADE COUNTY , FL

DATE: 03-07-14
TIME: 14:13
PAGE: 4

Plan Year	IDIS Project	IDIS Activity	Voucher Number	Activity Name	Matrix Code	National Objective	Drawn Amount
2011	6	4953	5620766	MD Dept. of Park & Recreation- Country Club of Miami Park Improvements	03F	LMA	\$56,668.76
2011	6	4953	5630556	MD Dept. of Park & Recreation- Country Club of Miami Park Improvements	03F	LMA	\$62,573.21
2011	10	4974	5634646	BLACK ECONOMIC DEV. COALITION-LIBERTY SQUARE SMALL BUSINESS PILOT PROGRAM	18C	LMJ	\$7,000.00
2011	11	4975	5634646	BLACK ECONOMIC DEVELOPMENT COALITION-SMALL BUSINESS CAPACITY BUILDING AND TECHNICAL ASSISTANCE PGM	18B	LMJ	\$5,000.00
2011	12	4976	5517087	CITY OF NORTH MIAMI BEACH-RENOVATIONS TO MISHCON PARK BALLFIELD	03F	LMA	\$5,468.70
2011	12	4976	5598692	CITY OF NORTH MIAMI BEACH-RENOVATIONS TO MISHCON PARK BALLFIELD	03F	LMA	\$139,873.58
2011	12	4976	5616029	CITY OF NORTH MIAMI BEACH-RENOVATIONS TO MISHCON PARK BALLFIELD	03F	LMA	\$103,119.26
2011	12	4976	5618278	CITY OF NORTH MIAMI BEACH-RENOVATIONS TO MISHCON PARK BALLFIELD	03F	LMA	\$31,170.51
2011	12	4976	5620766	CITY OF NORTH MIAMI BEACH-RENOVATIONS TO MISHCON PARK BALLFIELD	03F	LMA	\$97,705.77
2011	12	4976	5634646	CITY OF NORTH MIAMI BEACH-RENOVATIONS TO MISHCON PARK BALLFIELD	03F	LMA	\$35,340.77
2011	17	4981	5551623	CITY OF WEST MIAMI-SIDEWALK REPLACEMENT AND HANDICAP INTERSECTION RAMPING	03L	LMA	\$61,775.00
2011	19	5033	5525223	DOUGLAS GARDENS COMMUNITY MENTAL HEALTH CENTER-GOLDEN PALMS FACILITY RENOVATIONS	03B	LMC	\$618.20
2011	19	5033	5538683	DOUGLAS GARDENS COMMUNITY MENTAL HEALTH CENTER-GOLDEN PALMS FACILITY RENOVATIONS	03B	LMC	\$46,103.59
2011	19	5033	5544178	DOUGLAS GARDENS COMMUNITY MENTAL HEALTH CENTER-GOLDEN PALMS FACILITY RENOVATIONS	03B	LMC	\$51,927.96
2011	19	5033	5593863	DOUGLAS GARDENS COMMUNITY MENTAL HEALTH CENTER-GOLDEN PALMS FACILITY RENOVATIONS	03B	LMC	\$27,510.08
2011	19	5033	5623242	DOUGLAS GARDENS COMMUNITY MENTAL HEALTH CENTER-GOLDEN PALMS FACILITY RENOVATIONS	03B	LMC	\$14,240.17
2011	28	4992	5513978	MD CAA- RESIDENTIAL ENERGY CONSERVATION PROGRAM	14A	LMH	\$273.14
2011	28	4992	5527924	MD CAA- RESIDENTIAL ENERGY CONSERVATION PROGRAM	14A	LMH	\$36,705.21
2011	34	4998	5513978	MD HUMAN SERVICES-PUBLIC FACILITIES AND IMPROVEMENTS	03	LMC	\$9,175.00
2011	34	4998	5527924	MD HUMAN SERVICES-PUBLIC FACILITIES AND IMPROVEMENTS	03	LMC	\$14,815.36
2011	34	4998	5536116	MD HUMAN SERVICES-PUBLIC FACILITIES AND IMPROVEMENTS	03	LMC	\$4,390.60
2011	34	4998	5538683	MD HUMAN SERVICES-PUBLIC FACILITIES AND IMPROVEMENTS	03	LMC	\$12,580.20
2011	34	4998	5541287	MD HUMAN SERVICES-PUBLIC FACILITIES AND IMPROVEMENTS	03	LMC	\$20,928.99
2011	34	4998	5546716	MD HUMAN SERVICES-PUBLIC FACILITIES AND IMPROVEMENTS	03	LMC	\$121,056.83
2011	34	4998	5548908	MD HUMAN SERVICES-PUBLIC FACILITIES AND IMPROVEMENTS	03	LMC	\$6,284.18
2011	34	4998	5551623	MD HUMAN SERVICES-PUBLIC FACILITIES AND IMPROVEMENTS	03	LMC	\$66,609.07
2011	34	4998	5554610	MD HUMAN SERVICES-PUBLIC FACILITIES AND IMPROVEMENTS	03	LMC	\$3,800.59
2011	34	4998	5559768	MD HUMAN SERVICES-PUBLIC FACILITIES AND IMPROVEMENTS	03	LMC	\$2,410.00
2011	34	4998	5564923	MD HUMAN SERVICES-PUBLIC FACILITIES AND IMPROVEMENTS	03	LMC	\$656.10
2011	34	4998	5567376	MD HUMAN SERVICES-PUBLIC FACILITIES AND IMPROVEMENTS	03	LMC	\$517.81
2011	34	4998	5571625	MD HUMAN SERVICES-PUBLIC FACILITIES AND IMPROVEMENTS	03	LMC	\$2,510.18



Office of Community Planning and Development
U.S. Department of Housing and Urban Development
Integrated Disbursement and Information System
PR26 - CDBG Financial Summary Report
Program Year 2013
MIAMI DADE COUNTY , FL

DATE: 03-07-14
TIME: 14:13
PAGE: 5

Plan Year	IDIS Project	IDIS Activity	Voucher Number	Activity Name	Matrix Code	National Objective	Drawn Amount
2011	34	4998	5574182	MD HUMAN SERVICES-PUBLIC FACILITIES AND IMPROVEMENTS	03	LMC	\$43,527.50
2011	34	4998	5576942	MD HUMAN SERVICES-PUBLIC FACILITIES AND IMPROVEMENTS	03	LMC	\$43,874.96
2011	34	4998	5579940	MD HUMAN SERVICES-PUBLIC FACILITIES AND IMPROVEMENTS	03	LMC	\$61,773.60
2011	34	4998	5583997	MD HUMAN SERVICES-PUBLIC FACILITIES AND IMPROVEMENTS	03	LMC	\$285.00
2011	34	4998	5589166	MD HUMAN SERVICES-PUBLIC FACILITIES AND IMPROVEMENTS	03	LMC	\$36,596.29
2011	34	4998	5591577	MD HUMAN SERVICES-PUBLIC FACILITIES AND IMPROVEMENTS	03	LMC	\$126.05
2011	34	4998	5596230	MD HUMAN SERVICES-PUBLIC FACILITIES AND IMPROVEMENTS	03	LMC	\$7,293.12
2011	34	4998	5598692	MD HUMAN SERVICES-PUBLIC FACILITIES AND IMPROVEMENTS	03	LMC	\$39,529.11
2011	34	4998	5600834	MD HUMAN SERVICES-PUBLIC FACILITIES AND IMPROVEMENTS	03	LMC	\$94,696.95
2011	34	4998	5603207	MD HUMAN SERVICES-PUBLIC FACILITIES AND IMPROVEMENTS	03	LMC	\$9,162.55
2011	34	4998	5605693	MD HUMAN SERVICES-PUBLIC FACILITIES AND IMPROVEMENTS	03	LMC	\$6,629.34
2011	34	4998	5611312	MD HUMAN SERVICES-PUBLIC FACILITIES AND IMPROVEMENTS	03	LMC	\$1,305.00
2011	34	4998	5613986	MD HUMAN SERVICES-PUBLIC FACILITIES AND IMPROVEMENTS	03	LMC	\$87,146.30
2011	34	4998	5616029	MD HUMAN SERVICES-PUBLIC FACILITIES AND IMPROVEMENTS	03	LMC	\$47,426.76
2011	34	4998	5618278	MD HUMAN SERVICES-PUBLIC FACILITIES AND IMPROVEMENTS	03	LMC	\$19,418.73
2011	34	4998	5630556	MD HUMAN SERVICES-PUBLIC FACILITIES AND IMPROVEMENTS	03	LMC	\$32,087.15
2011	34	4998	5634646	MD HUMAN SERVICES-PUBLIC FACILITIES AND IMPROVEMENTS	03	LMC	\$74.16
2011	38	5002	5548908	MD PARKS AND RECREATION-A.D. BARNES PARK FACILITY IMPROVEMENTS	03F	LMA	\$6,630.72
2011	38	5002	5554610	MD PARKS AND RECREATION-A.D. BARNES PARK FACILITY IMPROVEMENTS	03F	LMA	\$61,027.88
2011	38	5002	5557159	MD PARKS AND RECREATION-A.D. BARNES PARK FACILITY IMPROVEMENTS	03F	LMA	\$7,512.77
2011	38	5002	5625583	MD PARKS AND RECREATION-A.D. BARNES PARK FACILITY IMPROVEMENTS	03F	LMA	\$4,725.00
2011	38	5002	5640333	MD PARKS AND RECREATION-A.D. BARNES PARK FACILITY IMPROVEMENTS	03F	LMA	\$577.37
2011	40	5004	5522496	MD PARKS AND RECREATION-BROTHERS TO THE RESCUE MEMORIAL PARK FACILITY IMPROVEMENTS	03F	LMA	\$5,114.93
2011	40	5004	5533237	MD PARKS AND RECREATION-BROTHERS TO THE RESCUE MEMORIAL PARK FACILITY IMPROVEMENTS	03F	LMA	\$8,774.41
2011	40	5004	5541287	MD PARKS AND RECREATION-BROTHERS TO THE RESCUE MEMORIAL PARK FACILITY IMPROVEMENTS	03F	LMA	\$8,849.29
2011	41	5005	5522496	MD PARKS AND RECREATION-GREYNOLDS PARK FACILITY IMPROVEMENTS	03F	LMA	\$2,456.27
2011	41	5005	5546716	MD PARKS AND RECREATION-GREYNOLDS PARK FACILITY IMPROVEMENTS	03F	LMA	\$28,657.74
2011	41	5005	5548908	MD PARKS AND RECREATION-GREYNOLDS PARK FACILITY IMPROVEMENTS	03F	LMA	\$1,446.98
2011	41	5005	5618278	MD PARKS AND RECREATION-GREYNOLDS PARK FACILITY IMPROVEMENTS	03F	LMA	\$337.77
2011	42	5006	5522496	MD PARKS AND RECREATION-INTERNATIONAL GARDENS PARK FACILITY IMPROVEMENTS	03F	LMA	\$2,904.56
2011	42	5006	5533237	MD PARKS AND RECREATION-INTERNATIONAL GARDENS PARK FACILITY IMPROVEMENTS	03F	LMA	\$2,305.11



Office of Community Planning and Development
U.S. Department of Housing and Urban Development
Integrated Disbursement and Information System
PR26 - CDBG Financial Summary Report
Program Year 2013
MIAMI DADE COUNTY , FL

DATE: 03-07-14
TIME: 14:13
PAGE: 6

Plan Year	IDIS Project	IDIS Activity	Voucher Number	Activity Name	Matrix Code	National Objective	Drawn Amount
2011	42	5006	5541287	MD PARKS AND RECREATION-INTERNATIONAL GARDENS PARK FACILITY IMPROVEMENTS	03F	LMA	\$2,803.48
2011	42	5006	5562251	MD PARKS AND RECREATION-INTERNATIONAL GARDENS PARK FACILITY IMPROVEMENTS	03F	LMA	\$10,284.20
2011	43	5007	5522496	MD PARK AND RECREATION-LEISURE LAKE PARK FACILITY IMPROVEMENTS	03F	LMA	\$78,607.33
2011	43	5007	5571625	MD PARK AND RECREATION-LEISURE LAKE PARK FACILITY IMPROVEMENTS	03F	LMA	\$85,443.66
2011	44	5008	5541287	MD PARK AND RECREATION-OLYMPIC PARK FACILITY IMPROVEMENTS	03F	LMA	\$447.15
2011	44	5008	5569229	MD PARK AND RECREATION-OLYMPIC PARK FACILITY IMPROVEMENTS	03F	LMA	\$4,092.83
2011	44	5008	5571625	MD PARK AND RECREATION-OLYMPIC PARK FACILITY IMPROVEMENTS	03F	LMA	\$10,400.00
2011	46	5010	5522496	MD PARK AND RECREATION-QUAIL ROOST PARK FACILITY IMPROVEMENTS	03F	LMA	\$54,984.13
2011	46	5010	5533237	MD PARK AND RECREATION-QUAIL ROOST PARK FACILITY IMPROVEMENTS	03F	LMA	\$4,086.41
2011	46	5010	5579940	MD PARK AND RECREATION-QUAIL ROOST PARK FACILITY IMPROVEMENTS	03F	LMA	\$2,781.80
2011	46	5010	5605693	MD PARK AND RECREATION-QUAIL ROOST PARK FACILITY IMPROVEMENTS	03F	LMA	\$95,205.46
2011	46	5010	5608327	MD PARK AND RECREATION-QUAIL ROOST PARK FACILITY IMPROVEMENTS	03F	LMA	\$94,331.72
2011	46	5010	5613986	MD PARK AND RECREATION-QUAIL ROOST PARK FACILITY IMPROVEMENTS	03F	LMA	\$10,999.37
2011	46	5010	5618278	MD PARK AND RECREATION-QUAIL ROOST PARK FACILITY IMPROVEMENTS	03F	LMA	\$49,920.46
2011	46	5010	5637418	MD PARK AND RECREATION-QUAIL ROOST PARK FACILITY IMPROVEMENTS	03F	LMA	\$17,102.96
2011	46	5010	5640333	MD PARK AND RECREATION-QUAIL ROOST PARK FACILITY IMPROVEMENTS	03F	LMA	\$54,313.03
2011	47	5011	5554619	MD PARK AND RECREATION-RUBEN DARIO PARK FACILITY IMPROVEMENTS	03F	LMA	\$1,773.57
2011	47	5011	5564923	MD PARK AND RECREATION-RUBEN DARIO PARK FACILITY IMPROVEMENTS	03F	LMA	\$8,585.06
2011	48	5012	5522496	MD PARK AND RECREATION-TAMIAMI PARK FACILITY IMPROVEMENTS	03F	LMA	\$10,867.16
2011	48	5012	5533237	MD PARK AND RECREATION-TAMIAMI PARK FACILITY IMPROVEMENTS	03F	LMA	\$2,450.00
2011	48	5012	5541287	MD PARK AND RECREATION-TAMIAMI PARK FACILITY IMPROVEMENTS	03F	LMA	\$10,820.00
2011	48	5012	5571625	MD PARK AND RECREATION-TAMIAMI PARK FACILITY IMPROVEMENTS	03F	LMA	\$2,390.14
2011	48	5012	5579940	MD PARK AND RECREATION-TAMIAMI PARK FACILITY IMPROVEMENTS	03F	LMA	\$9,220.50
2011	48	5012	5598692	MD PARK AND RECREATION-TAMIAMI PARK FACILITY IMPROVEMENTS	03F	LMA	\$619.64
2011	48	5012	5618278	MD PARK AND RECREATION-TAMIAMI PARK FACILITY IMPROVEMENTS	03F	LMA	\$25,019.94
2011	48	5012	5634646	MD PARK AND RECREATION-TAMIAMI PARK FACILITY IMPROVEMENTS	03F	LMA	\$2,390.04
2011	50	5014	5554610	MD PUBLIC WORKS-WEST LITTLE RIVER CAPITAL IMPROVEMENTS	03K	LMA	\$183,149.14
2011	51	5015	5554610	MD PUBLIC WORKS-GOULDs CAPITAL IMPROVEMENTS	03K	LMA	\$215,667.89
2011	52	5016	5554619	MD PUBLIC WORKS-MELROSE CAPITAL IMPROVEMENTS	03N	LMA	\$45,805.00
2011	53	5017	5554610	MD PUBLIC WORKS-DISTRICT 12 PUBLIC WORKS RESURFACING PROJECT	03K	LMA	\$41,214.29
2011	55	5019	5554619	MD PUBLIC WORKS-WEST LITTLE RIVER TREE PLANTING	03N	LMA	\$26,830.00
2011	59	5023	5520071	NEIGHBORS AND NEIGHBORS ASSOCIATION, INC.- TECHNICAL ASSISTANCE/ECONOMIC DEVELOPMENT	18B	LMJ	\$6,000.00



Office of Community Planning and Development
U.S. Department of Housing and Urban Development
Integrated Disbursement and Information System
PR26 - CDBG Financial Summary Report
Program Year 2013
MIAMI DADE COUNTY , FL

DATE: 03-07-14
TIME: 14:13
PAGE: 7

Plan Year	IDIS Project	IDIS Activity	Voucher Number	Activity Name	Matrix Code	National Objective	Drawn Amount
2011	63	5027	5598692	SOUTH FLORIDA URBAN MINISTRIES-SFLUM COMMUNITY CENTER	03D	LMC	\$14,533.20
2011	63	5027	5616029	SOUTH FLORIDA URBAN MINISTRIES-SFLUM COMMUNITY CENTER	03D	LMC	\$1,987.40
2011	63	5027	5625583	SOUTH FLORIDA URBAN MINISTRIES-SFLUM COMMUNITY CENTER	03D	LMC	\$1,987.40
2011	63	5027	5634646	SOUTH FLORIDA URBAN MINISTRIES-SFLUM COMMUNITY CENTER	03D	LMC	\$1,986.90
2011	69	5034	5525223	MD HCD-Beckham Hall Facility Improvements	03C	LMC	\$29,559.17
2011	69	5034	5544178	MD HCD-Beckham Hall Facility Improvements	03C	LMC	\$52,334.08
2011	70	5035	5517087	MD Public Works- Floral Park Facility	03K	LMA	\$68,047.80
2011	70	5035	5576942	MD Public Works- Floral Park Facility	03K	LMA	\$49,965.35
2011	70	5035	5579940	MD Public Works- Floral Park Facility	03K	LMA	\$155,499.58
2011	70	5035	5613986	MD Public Works- Floral Park Facility	03K	LMA	\$44,714.50
2011	71	5040	5513978	MD CAA-Naranja Sunny Haven Water Sewer Connections Program	03J	LMH	\$56,577.39
2011	71	5040	5522496	MD CAA-Naranja Sunny Haven Water Sewer Connections Program	03J	LMH	\$27,259.25
2011	71	5040	5538683	MD CAA-Naranja Sunny Haven Water Sewer Connections Program	03J	LMH	\$2,346.40
2011	75	5045	5554610	MD Public Works-Drainage for Goulds	03K	LMA	\$161,973.75
2011	75	5045	5613986	MD Public Works-Drainage for Goulds	03K	LMA	\$32,073.68
2011	78	5047	5522496	MD CAA Homeownership Rehabilitation for NRSAs	14A	LMH	\$2,937.83
2011	78	5047	5530681	MD CAA Homeownership Rehabilitation for NRSAs	14A	LMH	\$87,087.10
2011	78	5047	5541287	MD CAA Homeownership Rehabilitation for NRSAs	14A	LMH	\$23,188.58
2011	78	5047	5546716	MD CAA Homeownership Rehabilitation for NRSAs	14A	LMH	\$13,826.70
2011	78	5047	5562251	MD CAA Homeownership Rehabilitation for NRSAs	14A	LMH	\$13,854.28
2011	78	5047	5574182	MD CAA Homeownership Rehabilitation for NRSAs	14A	LMH	\$61,383.48
2011	78	5047	5576942	MD CAA Homeownership Rehabilitation for NRSAs	14A	LMH	\$45,434.24
2011	78	5047	5603207	MD CAA Homeownership Rehabilitation for NRSAs	14A	LMH	\$27,655.75
2011	78	5047	5616029	MD CAA Homeownership Rehabilitation for NRSAs	14A	LMH	\$36,705.73
2011	78	5047	5634646	MD CAA Homeownership Rehabilitation for NRSAs	14A	LMH	\$68,863.94
2011	78	5047	5640333	MD CAA Homeownership Rehabilitation for NRSAs	14A	LMH	\$6,828.00
2011	81	5050	5562251	MD CAA-Perrine Senior Center	03A	LMC	\$1,208.83
2011	81	5050	5620766	MD CAA-Perrine Senior Center	03A	LMC	\$1,704.59
2011	81	5050	5630556	MD CAA-Perrine Senior Center	03A	LMC	\$8,373.59
2011	83	5052	5530681	City of Sweetwater-Drainage Improvements Phase IV	03I	LMA	\$135,000.00
2011	84	5053	5541287	MD Human Services/Seymour Gelber Facility Improvements	03A	LMC	\$47.50
2012	8	5140	5527924	Black Economic Development Coalition- Micro Lending Program	18C	LMJ	\$5,627.01
2012	8	5140	5574182	Black Economic Development Coalition- Micro Lending Program	18C	LMJ	\$91,247.91
2012	10	5142	5527924	Dynamic Community Development Corporation-Micro Loan Technical Assistance Program	18B	LMJ	\$5,211.76
2012	10	5142	5536116	Dynamic Community Development Corporation-Micro Loan Technical Assistance Program	18B	LMJ	\$3,678.05
2012	10	5142	5541287	Dynamic Community Development Corporation-Micro Loan Technical Assistance Program	18B	LMJ	\$4,777.53
2012	10	5142	5551623	Dynamic Community Development Corporation-Micro Loan Technical Assistance Program	18B	LMJ	\$9,060.55
2012	10	5142	5554619	Dynamic Community Development Corporation-Micro Loan Technical Assistance Program	18B	LMJ	\$6,369.31
2012	10	5142	5579940	Dynamic Community Development Corporation-Micro Loan Technical Assistance Program	18B	LMJ	\$6,876.07
2012	10	5142	5593863	Dynamic Community Development Corporation-Micro Loan Technical Assistance Program	18B	LMJ	\$6,873.62
2012	13	5145	5603207	North Dade Community Development Federal Credit Union-Technical Assistance and Micro Loan	18B	LMJ	\$60,000.00
2012	14	5146	5520071	Parners for Self Employment, Inc.,-Micro-Loan Program	18C	LMJ	\$40,982.22
2012	14	5146	5525223	Parners for Self Employment, Inc.,-Micro-Loan Program	18C	LMJ	\$35,270.28



Office of Community Planning and Development
U.S. Department of Housing and Urban Development
Integrated Disbursement and Information System
PR26 - CDBG Financial Summary Report
Program Year 2013
MIAMI DADE COUNTY , FL

DATE: 03-07-14
TIME: 14:13
PAGE: 8

Plan Year	IDIS Project	IDIS Activity	Voucher Number	Activity Name	Matrix Code	National Objective	Drawn Amount
2012	14	5146	5530681	Partners for Self Employment, Inc.,-Micro-Loan Program	18C	LMJ	\$65,104.46
2012	14	5146	5536116	Partners for Self Employment, Inc.,-Micro-Loan Program	18C	LMJ	\$8,007.83
2012	15	5147	5557159	Latin Missions Ministries, LLC.,- Alpha and Omega Day Care Center	03M	LMC	\$20,590.00
2012	15	5147	5576942	Latin Missions Ministries, LLC.,- Alpha and Omega Day Care Center	03M	LMC	\$13,080.00
2012	15	5147	5634646	Latin Missions Ministries, LLC.,- Alpha and Omega Day Care Center	03M	LMC	\$15,190.00
2012	19	5151	5630556	City of West Miami Senior Center	03A	LMC	\$40,636.06
2012	20	5152	5546716	Community Healthof South Florida, Inc.-West Perrine Health Center Expansion	03P	LMA	\$3,500.00
2012	20	5152	5557159	Community Healthof South Florida, Inc.-West Perrine Health Center Expansion	03P	LMA	\$6,600.00
2012	20	5152	5564923	Community Healthof South Florida, Inc.-West Perrine Health Center Expansion	03P	LMA	\$3,400.00
2012	20	5152	5571625	Community Healthof South Florida, Inc.-West Perrine Health Center Expansion	03P	LMA	\$6,645.00
2012	22	5154	5513978	MD Community Action and Human Services-Treatment Alternatives to Street Crime	05D	LMC	\$35,261.54
2012	25	5157	5517087	Little Havana Activities and Nutrition Centers of Dade County-Elderly Meals Program	05A	LMC	\$17,431.16
2012	26	5158	5525223	Hosanna Community Foundation, Inc.-Youth Leadership Program	05D	LMC	\$15,608.69
2012	29	5161	5567386	Miami Beach CDC-Homebuyer Education and Counseling Services	05U	LMC	\$18,832.51
2012	32	5164	5513978	Teen Up-Ward Bound, Inc.-Sports Enrichment Camp	05D	LMC	\$8,265.60
2012	32	5164	5554619	Teen Up-Ward Bound, Inc.-Sports Enrichment Camp	05D	LMC	\$8,729.70
2012	34	5166	5517087	The Optimist Foundation of Greater Goulds-After School program	05D	LMC	\$6,650.64
2012	36	5168	5513978	MD CAHS-Single Family Rehabilitation	14A	LMH	\$8,150.25
2012	36	5168	5557159	MD CAHS-Single Family Rehabilitation	14A	LMH	\$25,110.39
2012	36	5168	5562251	MD CAHS-Single Family Rehabilitation	14A	LMH	\$68,397.87
2012	36	5168	5564923	MD CAHS-Single Family Rehabilitation	14A	LMH	\$23,727.29
2012	36	5168	5574182	MD CAHS-Single Family Rehabilitation	14A	LMH	\$6,742.22
2012	36	5168	5596230	MD CAHS-Single Family Rehabilitation	14A	LMH	\$37,975.45
2012	36	5168	5611312	MD CAHS-Single Family Rehabilitation	14A	LMH	\$5,483.11
2012	44	5176	5625583	MD PWWM-Sidewalk Improvements-District 11-SW 80 St from SW 150 Av to SW 152 Av	03L	LMA	\$16,400.80
2012	48	5180	5527924	MD Dept. of Park & Recreation- The Women's Park	03F	LMA	\$13,188.50
2012	48	5180	5559768	MD Dept. of Park & Recreation- The Women's Park	03F	LMA	\$6,596.33
2012	48	5180	5574182	MD Dept. of Park & Recreation- The Women's Park	03F	LMA	\$1,632.62
2012	48	5180	5576942	MD Dept. of Park & Recreation- The Women's Park	03F	LMA	\$29,030.66
2012	48	5180	5598692	MD Dept. of Park & Recreation- The Women's Park	03F	LMA	\$2,484.87
2012	48	5180	5600834	MD Dept. of Park & Recreation- The Women's Park	03F	LMA	\$434.65
2012	48	5180	5613986	MD Dept. of Park & Recreation- The Women's Park	03F	LMA	\$19,646.17
2012	48	5180	5640333	MD Dept. of Park & Recreation- The Women's Park	03F	LMA	\$9,007.22
2012	52	5184	5571625	MD Dept. of Parks, Recreation and Open Spaces-Black Point Park	03F	LMA	\$11,900.64
2012	52	5184	5576942	MD Dept. of Parks, Recreation and Open Spaces-Black Point Park	03F	LMA	\$7,430.02
2012	52	5184	5579940	MD Dept. of Parks, Recreation and Open Spaces-Black Point Park	03F	LMA	\$5,010.71
2012	52	5184	5598692	MD Dept. of Parks, Recreation and Open Spaces-Black Point Park	03F	LMA	\$8,502.65
2012	52	5184	5611312	MD Dept. of Parks, Recreation and Open Spaces-Black Point Park	03F	LMA	\$3,760.57
2012	52	5184	5618278	MD Dept. of Parks, Recreation and Open Spaces-Black Point Park	03F	LMA	\$12,198.17
2012	53	5185	5530681	MD Dept. of Parks, recreation and Open Spaces-Domino Park	03F	LMA	\$5,087.66



Office of Community Planning and Development
U.S. Department of Housing and Urban Development
Integrated Disbursement and Information System
PR26 - CDBG Financial Summary Report
Program Year 2013
MIAMI DADE COUNTY , FL

DATE: 03-07-14
TIME: 14:13
PAGE: 9

Plan Year	IDIS Project	IDIS Activity	Voucher Number	Activity Name	Matrix Code	National Objective	Drawn Amount
2012	53	5185	5533237	MD Dept. of Parks, recreation and Open Spaces-Domino Park	03F	LMA	\$391.18
2012	53	5185	5574182	MD Dept. of Parks, recreation and Open Spaces-Domino Park	03F	LMA	\$575.80
2012	53	5185	5581439	MD Dept. of Parks, recreation and Open Spaces-Domino Park	03F	LMA	\$4,642.01
2012	53	5185	5611312	MD Dept. of Parks, recreation and Open Spaces-Domino Park	03F	LMA	\$11,800.30
2012	53	5185	5618278	MD Dept. of Parks, recreation and Open Spaces-Domino Park	03F	LMA	\$40,808.60
2012	53	5185	5620766	MD Dept. of Parks, recreation and Open Spaces-Domino Park	03F	LMA	\$33,126.59
2012	57	5196	5562251	MD Community Action and Human Services- Facilities Improvements	03	LMC	\$12,755.69
2012	57	5196	5574182	MD Community Action and Human Services- Facilities Improvements	03	LMC	\$9,466.44
2012	68	5200	5525223	Contractors Resource Center-Community Contractors & Residents Costruction Program	18B	LMJ	\$24,845.00
2012	68	5200	5533237	Contractors Resource Center-Community Contractors & Residents Costruction Program	18B	LMJ	\$10,092.08
2012	69	5201	5536116	Partners for Self Employment-Entrepreneurial Institute	18B	LMJ	\$51,876.28
2012	70	5202	5517087	Black Economic Dev. Coalition-Liberty Square Small BUiness Pilot Program	18B	LMJ	\$40,806.13
2012	70	5202	5520071	Black Economic Dev. Coalition-Liberty Square Small BUiness Pilot Program	18B	LMJ	\$8,220.14
2012	70	5202	5530681	Black Economic Dev. Coalition-Liberty Square Small BUiness Pilot Program	18B	LMJ	\$21,749.81
2012	70	5202	5541287	Black Economic Dev. Coalition-Liberty Square Small BUiness Pilot Program	18B	LMJ	\$1,903.83
2012	70	5202	5546716	Black Economic Dev. Coalition-Liberty Square Small BUiness Pilot Program	18B	LMJ	\$5,010.31
2012	70	5202	5618278	Black Economic Dev. Coalition-Liberty Square Small BUiness Pilot Program	18B	LMJ	\$1,464.90
2012	71	5203	5527924	South Florida Puerto Rican Chamber of Commerce-Microloan Technical Assistance Program	18C	LMJ	\$12,422.14
2012	71	5203	5530681	South Florida Puerto Rican Chamber of Commerce-Microloan Technical Assistance Program	18C	LMJ	\$11,349.74
2012	71	5203	5536116	South Florida Puerto Rican Chamber of Commerce-Microloan Technical Assistance Program	18C	LMJ	\$8,872.51
2012	71	5203	5538683	South Florida Puerto Rican Chamber of Commerce-Microloan Technical Assistance Program	18C	LMJ	\$6,891.21
2012	71	5203	5546716	South Florida Puerto Rican Chamber of Commerce-Microloan Technical Assistance Program	18C	LMJ	\$11,270.77
2012	71	5203	5551623	South Florida Puerto Rican Chamber of Commerce-Microloan Technical Assistance Program	18C	LMJ	\$11,341.39
2012	71	5203	5559768	South Florida Puerto Rican Chamber of Commerce-Microloan Technical Assistance Program	18C	LMJ	\$11,978.20
2012	71	5203	5611312	South Florida Puerto Rican Chamber of Commerce-Microloan Technical Assistance Program	18C	LMJ	\$6,972.64
2012	71	5203	5618278	South Florida Puerto Rican Chamber of Commerce-Microloan Technical Assistance Program	18C	LMJ	\$4,449.58
2012	71	5203	5623242	South Florida Puerto Rican Chamber of Commerce-Microloan Technical Assistance Program	18C	LMJ	\$9,073.63
2012	72	5204	5551623	Neighbors and Neighbors Association-Goulds Business Resource Center	18B	LMJ	\$103,546.55
2012	72	5204	5567376	Neighbors and Neighbors Association-Goulds Business Resource Center	18B	LMJ	\$61,940.02
2012	73	5205	5520082	South Florida Urban Ministries-ASSETS	18C	LMJ	\$76,112.06
2012	73	5205	5527924	South Florida Urban Ministries-ASSETS	18C	LMJ	\$51,285.75
2012	73	5205	5538683	South Florida Urban Ministries-ASSETS	18C	LMJ	\$46,437.13
2012	73	5205	5546716	South Florida Urban Ministries-ASSETS	18C	LMJ	\$30,053.38



Office of Community Planning and Development
U.S. Department of Housing and Urban Development
Integrated Disbursement and Information System
PR26 - CDBG Financial Summary Report
Program Year 2013
MIAMI DADE COUNTY , FL

DATE: 03-07-14
TIME: 14:13
PAGE: 10

Plan Year	IDIS Project	IDIS Activity	Voucher Number	Activity Name	Matrix Code	National Objective	Drawn Amount
2012	73	5205	5554619	South Florida Urban Ministries-ASSETS	18C	LMJ	\$30,140.48
2012	73	5205	5571625	South Florida Urban Ministries-ASSETS	18C	LMJ	\$21,287.39
2012	73	5205	5576942	South Florida Urban Ministries-ASSETS	18C	LMJ	\$34,863.83
2012	73	5205	5591577	South Florida Urban Ministries-ASSETS	18C	LMJ	\$13,494.49
2012	74	5206	5520071	Barry University-Technical Assistance	18B	LMJ	\$9,516.46
2012	74	5206	5536116	Barry University-Technical Assistance	18B	LMJ	\$23,666.30
2013	1	5243	5598692	Barry University-ED Technical Assistance	18A	LMJ	\$59,326.64
2013	1	5243	5608327	Barry University-ED Technical Assistance	18A	LMJ	\$9,512.88
2013	1	5243	5623242	Barry University-ED Technical Assistance	18A	LMJ	\$9,512.88
2013	1	5243	5625583	Barry University-ED Technical Assistance	18A	LMJ	\$9,512.88
2013	1	5243	5640333	Barry University-ED Technical Assistance	18A	LMJ	\$9,512.88
2013	2	5277	5598698	Neighbors and Neighbors Association, Inc.-Goulds Business Resource Center	18B	LMJ	\$44,083.22
2013	2	5277	5605693	Neighbors and Neighbors Association, Inc.-Goulds Business Resource Center	18B	LMJ	\$14,493.78
2013	2	5277	5613986	Neighbors and Neighbors Association, Inc.-Goulds Business Resource Center	18B	LMJ	\$17,500.65
2013	2	5277	5623242	Neighbors and Neighbors Association, Inc.-Goulds Business Resource Center	18B	LMJ	\$14,122.56
2013	2	5277	5630556	Neighbors and Neighbors Association, Inc.-Goulds Business Resource Center	18B	LMJ	\$7,858.39
2013	3	5278	5598698	Neighbors and Neighbors Association, Inc.-ED technical Assistance	18B	LMJ	\$98,005.20
2013	3	5278	5605693	Neighbors and Neighbors Association, Inc.-ED technical Assistance	18B	LMJ	\$40,839.12
2013	3	5278	5613986	Neighbors and Neighbors Association, Inc.-ED technical Assistance	18B	LMJ	\$48,001.94
2013	3	5278	5623242	Neighbors and Neighbors Association, Inc.-ED technical Assistance	18B	LMJ	\$39,434.51
2013	3	5278	5630556	Neighbors and Neighbors Association, Inc.-ED technical Assistance	18B	LMJ	\$19,318.34
2013	4	5281	5598698	South Florida Puerto Rican Chamber of Commerce-Micro Loan Technical Assistance Program	18A	LMJ	\$10,604.20
2013	4	5281	5600834	South Florida Puerto Rican Chamber of Commerce-Micro Loan Technical Assistance Program	18A	LMJ	\$10,976.44
2013	4	5281	5611312	South Florida Puerto Rican Chamber of Commerce-Micro Loan Technical Assistance Program	18A	LMJ	\$10,752.38
2013	4	5281	5613986	South Florida Puerto Rican Chamber of Commerce-Micro Loan Technical Assistance Program	18A	LMJ	\$10,863.69
2013	4	5281	5623242	South Florida Puerto Rican Chamber of Commerce-Micro Loan Technical Assistance Program	18A	LMJ	\$10,807.74
2013	4	5281	5640333	South Florida Puerto Rican Chamber of Commerce-Micro Loan Technical Assistance Program	18A	LMJ	\$10,768.26
2013	5	5292	5598698	BLACK ECONOMIC DEVELOPMENT COALITION-MICRO ENTERPRISE LENDING PROGRAM	18C	LMJ	\$18,097.73
2013	5	5292	5608327	BLACK ECONOMIC DEVELOPMENT COALITION-MICRO ENTERPRISE LENDING PROGRAM	18C	LMJ	\$51,145.50
2013	5	5292	5613986	BLACK ECONOMIC DEVELOPMENT COALITION-MICRO ENTERPRISE LENDING PROGRAM	18C	LMJ	\$22,178.00
2013	5	5292	5614296	BLACK ECONOMIC DEVELOPMENT COALITION-MICRO ENTERPRISE LENDING PROGRAM	18C	LMJ	\$906.31
2013	5	5292	5620766	BLACK ECONOMIC DEVELOPMENT COALITION-MICRO ENTERPRISE LENDING PROGRAM	18C	LMJ	\$57,350.16
2013	5	5292	5627827	BLACK ECONOMIC DEVELOPMENT COALITION-MICRO ENTERPRISE LENDING PROGRAM	18C	LMJ	\$212,702.10
2013	6	5279	5630556	Partners for Self Employment-The Micro Loan program	18C	LMJ	\$41,241.47
2013	6	5279	5634646	Partners for Self Employment-The Micro Loan program	18C	LMJ	\$46,139.19
2013	7	5244	5598692	Black Economic Development Coalition, Inc.-Technical Assistance and Micro Lending Program	18B	LMJ	\$111,233.28
2013	7	5244	5608327	Black Economic Development Coalition, Inc.-Technical Assistance and Micro Lending Program	18B	LMJ	\$15,786.79



Office of Community Planning and Development
U.S. Department of Housing and Urban Development
Integrated Disbursement and Information System
PR26 - CDBG Financial Summary Report
Program Year 2013
MIAMI DADE COUNTY , FL

DATE: 03-07-14
TIME: 14:13
PAGE: 11


Plan Year	IDIS Project	IDIS Activity	Voucher Number	Activity Name	Matrix Code	National Objective	Drawn Amount
2013	7	5244	5613986	Black Economic Development Coalition, Inc.-Technical Assistance and Micro Lending Program	18B	LMJ	\$20,133.39
2013	7	5244	5620766	Black Economic Development Coalition, Inc.-Technical Assistance and Micro Lending Program	18B	LMJ	\$22,228.65
2013	7	5244	5627827	Black Economic Development Coalition, Inc.-Technical Assistance and Micro Lending Program	18B	LMJ	\$11,605.67
2013	7	5244	5640333	Black Economic Development Coalition, Inc.-Technical Assistance and Micro Lending Program	18B	LMJ	\$11,978.98
2013	9	5264	5598698	Miami Dade Chamber of Commerce-Technical Assistance	18A	LMJ	\$64,967.38
2013	9	5264	5616029	Miami Dade Chamber of Commerce-Technical Assistance	18A	LMJ	\$27,801.68
2013	9	5264	5634646	Miami Dade Chamber of Commerce-Technical Assistance	18A	LMJ	\$12,774.41
2013	10	5240	5603207	79th Street Corridor Neighborhood Initiative, Inc.-Economic Development	18B	LMJ	\$24,717.92
2013	10	5240	5627827	79th Street Corridor Neighborhood Initiative, Inc.-Economic Development	18B	LMJ	\$23,765.11
2013	11	5238	5620766	Partners for Self Employment-Entrepreneurial Institute	18B	LMJ	\$61,647.39
2013	11	5238	5623242	Partners for Self Employment-Entrepreneurial Institute	18B	LMJ	\$11,694.94
2013	11	5238	5634646	Partners for Self Employment-Entrepreneurial Institute	18B	LMJ	\$22,680.62
2013	12	5223	5569229	Hialeah Dade Dev., Inc.-ED Technical Assistance	18A	LMJ	\$62,818.34
2013	12	5223	5589166	Hialeah Dade Dev., Inc.-ED Technical Assistance	18A	LMJ	\$19,537.75
2013	12	5223	5598692	Hialeah Dade Dev., Inc.-ED Technical Assistance	18A	LMJ	\$632.33
2013	12	5223	5608327	Hialeah Dade Dev., Inc.-ED Technical Assistance	18A	LMJ	\$24,888.62
2013	12	5223	5618278	Hialeah Dade Dev., Inc.-ED Technical Assistance	18A	LMJ	\$13,366.51
2013	12	5223	5625583	Hialeah Dade Dev., Inc.-ED Technical Assistance	18A	LMJ	\$17,207.95
2013	12	5223	5630556	Hialeah Dade Dev., Inc.-ED Technical Assistance	18A	LMJ	\$6,229.53
2013	13	5239	5596230	Neighbors and Neighbors Association, Inc.-ESBH Business Incubator	18C	LMJ	\$50,922.96
2013	13	5239	5605693	Neighbors and Neighbors Association, Inc.-ESBH Business Incubator	18C	LMJ	\$19,091.88
2013	13	5239	5613986	Neighbors and Neighbors Association, Inc.-ESBH Business Incubator	18C	LMJ	\$26,373.44
2013	13	5239	5623242	Neighbors and Neighbors Association, Inc.-ESBH Business Incubator	18C	LMJ	\$17,115.21
2013	13	5239	5630556	Neighbors and Neighbors Association, Inc.-ESBH Business Incubator	18C	LMJ	\$8,547.92
2013	15	5256	5598698	Economic Development Council of South Miami-Dade, Inc.-ED technical Assistance	18B	LMJ	\$3,435.00
2013	15	5256	5625583	Economic Development Council of South Miami-Dade, Inc.-ED technical Assistance	18B	LMJ	\$7,581.90
2013	26	5220	5564923	City of Sweetwater-Drainage Improvements Phase 2 B	03I	LMA	\$5,615.32
2013	26	5220	5630556	City of Sweetwater-Drainage Improvements Phase 2 B	03I	LMA	\$46,364.75
2013	31	5288	5598698	MD CAHS-GRAFFITI ABATEMENT PROGRAM	14A	LMH	\$119,632.00
2013	31	5288	5625583	MD CAHS-GRAFFITI ABATEMENT PROGRAM	14A	LMH	\$24,436.00
2013	37	5290	5620766	MD PROS-GREYNOLDS PARK HISTORIC BUILDING RESTORATION AND IMPROVEMENT	03F	LMA	\$12,464.41
2013	44	5272	5634646	MD PROS- Ruben Dario Park Improvements	03F	LMA	\$925.52
2013	51	5241	5605693	Adults Mankind Organization-Youth Employment Services	05H	LMC	\$3,053.79
2013	51	5241	5618278	Adults Mankind Organization-Youth Employment Services	05H	LMC	\$3,258.78
2013	51	5241	5623242	Adults Mankind Organization-Youth Employment Services	05H	LMC	\$3,306.08
2013	51	5241	5637418	Adults Mankind Organization-Youth Employment Services	05H	LMC	\$3,162.60
2013	51	5241	5655522	Adults Mankind Organization-Youth Employment Services	05H	LMC	\$4,620.65
2013	52	5259	5600834	Greater Miami Service Corps-Employment and Training	05H	LMC	\$35,316.00
2013	52	5259	5625583	Greater Miami Service Corps-Employment and Training	05H	LMC	\$21,625.00
2013	54	5283	5598698	The Optimist Foundation of Greater Goulds, Florida, Unc.-After School Program	05D	LMC	\$306.78
2013	54	5283	5640333	The Optimist Foundation of Greater Goulds, Florida, Unc.-After School Program	05D	LMC	\$10,494.42
2013	54	5283	5652641	The Optimist Foundation of Greater Goulds, Florida, Unc.-After School Program	05D	LMC	\$1,022.08
2013	60	5276	5598698	Mujeres Unidas Justicia education Y Reforma, Inc.	03F	LMC	\$4,316.50



Office of Community Planning and Development
U.S. Department of Housing and Urban Development
Integrated Disbursement and Information System
PR26 - CDBG Financial Summary Report
Program Year 2013
MIAMI DADE COUNTY , FL

DATE: 03-07-14
TIME: 14:13
PAGE: 12

Plan Year	IDIS Project	IDIS Activity	Voucher Number	Activity Name	Matrix Code	National Objective	Drawn Amount
2013	60	5276	5600834	Mujeres Unidas Justicia education Y Reforma, Inc.	03F	LMC	\$2,732.97
2013	60	5276	5618299	Mujeres Unidas Justicia education Y Reforma, Inc.	03F	LMC	\$2,766.62
2013	60	5276	5623242	Mujeres Unidas Justicia education Y Reforma, Inc.	03F	LMC	\$2,732.04
2013	60	5276	5640333	Mujeres Unidas Justicia education Y Reforma, Inc.	03F	LMC	\$4,182.10
2013	61	5260	5616029	Josefa Perez de Castano Kidney Foundation, Inc	05A	LMC	\$11,164.30
2013	61	5260	5637418	Josefa Perez de Castano Kidney Foundation, Inc	05A	LMC	\$7,383.83
2013	62	5261	5618299	Latinos United in Action Center, Inc.-Empowerment Services	05A	LMC	\$5,756.16
2013	63	5280	5616029	Richmond Heights Homeowners Association-Diminishing Hunger and Poverty for Seniors	05A	LMC	\$2,377.00
2013	63	5280	5630556	Richmond Heights Homeowners Association-Diminishing Hunger and Poverty for Seniors	05A	LMC	\$2,376.58
2013	65	5267	5598698	MD CAHS Treatment Alternatives to Street Crimes	05I	LMA	\$206,503.98
2013	65	5267	5603207	MD CAHS Treatment Alternatives to Street Crimes	05I	LMA	\$54,023.45
2013	65	5267	5613986	MD CAHS Treatment Alternatives to Street Crimes	05I	LMA	\$37,124.98
2013	65	5267	5616029	MD CAHS Treatment Alternatives to Street Crimes	05I	LMA	\$52,347.59
2013	66	5265	5603207	MD CAHS-Advocates for Victims	05G	LMC	\$314,698.18
2013	66	5265	5608327	MD CAHS-Advocates for Victims	05G	LMC	\$64,472.49
2013	66	5265	5616029	MD CAHS-Advocates for Victims	05G	LMC	\$69,116.73
2013	66	5265	5627827	MD CAHS-Advocates for Victims	05G	LMC	\$51,712.60
2013	115	5229	5574378	Contractors Resource Center-Community Contractors & Residents Construction Program	18B	LMJ	\$58,972.26
2013	115	5229	5586982	Contractors Resource Center-Community Contractors & Residents Construction Program	18B	LMJ	\$42,876.25
2013	115	5229	5600834	Contractors Resource Center-Community Contractors & Residents Construction Program	18B	LMJ	\$5,285.30
2013	115	5229	5605693	Contractors Resource Center-Community Contractors & Residents Construction Program	18B	LMJ	\$18,838.75
2013	115	5229	5616029	Contractors Resource Center-Community Contractors & Residents Construction Program	18B	LMJ	\$6,540.06
2013	115	5229	5618278	Contractors Resource Center-Community Contractors & Residents Construction Program	18B	LMJ	\$18,838.75
2013	115	5229	5640333	Contractors Resource Center-Community Contractors & Residents Construction Program	18B	LMJ	\$15,609.25
2013	116	5230	5605693	Dynamic Community Development Corporation-ED Technical Assistance	18B	LMJ	\$9,443.56
2013	116	5230	5616029	Dynamic Community Development Corporation-ED Technical Assistance	18B	LMJ	\$9,640.13
2013	116	5230	5630556	Dynamic Community Development Corporation-ED Technical Assistance	18B	LMJ	\$9,539.19
2013	116	5230	5640333	Dynamic Community Development Corporation-ED Technical Assistance	18B	LMJ	\$12,952.14
2013	121	5235	5598692	North Dade Community Development Federal Credit Union- Technical Assistance	18B	LMJ	\$10,273.36
2013	121	5235	5611312	North Dade Community Development Federal Credit Union- Technical Assistance	18B	LMJ	\$31,478.60
2013	121	5235	5616029	North Dade Community Development Federal Credit Union- Technical Assistance	18B	LMJ	\$36,917.05
2013	121	5235	5620766	North Dade Community Development Federal Credit Union- Technical Assistance	18B	LMJ	\$14,610.44
2013	121	5235	5640333	North Dade Community Development Federal Credit Union- Technical Assistance	18B	LMJ	\$15,986.04
2013	126	5285	5598698	MDPWWM-GRAFFITI REMOVAL	14A	LMH	\$84,197.11
2013	126	5285	5603207	MDPWWM-GRAFFITI REMOVAL	14A	LMH	\$15,909.93
2013	126	5285	5618299	MDPWWM-GRAFFITI REMOVAL	14A	LMH	\$14,119.55
2013	126	5285	5627827	MDPWWM-GRAFFITI REMOVAL	14A	LMH	\$14,004.94
2013	126	5286	5598698	MD PWWM-GRAFFITI REMOVAL	15	LMA	\$28,091.69
2013	126	5286	5603207	MD PWWM-GRAFFITI REMOVAL	15	LMA	\$5,362.39
2013	126	5286	5618299	MD PWWM-GRAFFITI REMOVAL	15	LMA	\$4,164.79
2013	126	5286	5627827	MD PWWM-GRAFFITI REMOVAL	15	LMA	\$4,332.22
2013	127	5293	5598698	Branches FKA South FL Urban Ministries-ASSETS Miami	18B	LMJ	\$7,452.70

[illegible]



U.S. Department of Housing and Urban Development
Office of Community Planning and Development
Integrated Disbursement and Information System
HOME Summary of Accomplishments
Program Year: 2013

DATE: 03-07-14
TIME: 7:51
PAGE: 1

MIAMI DADE COUNTY
Home Disbursements and Unit Completions

Activity Type	Disbursed Amount	Units Completed	Units Occupied
Rentals	\$1,373,878.28	454	359
TBRA Families	\$52,699.00	65	65
First Time Homebuyers	\$0.00	78	78
Existing Homeowners	\$232,266.22	35	35
Total, Rentals and TBRA	\$1,426,577.28	519	424
Total, Homebuyers and Homeowners	\$0.00	78	78
	\$232,266.22	35	35
Grand Total	\$0.00	78	78
	\$1,658,843.50	554	459

Home Unit Completions by Percent of Area Median Income

Activity Type						Units Completed	
	0% - 30%	31% - 50%	51% - 60%	61% - 80%	Total 0% - 60%	Total 0% - 80%	
Rentals	135	153	27	44	315	359	
TBRA Families	45	4	15	1	64	65	
First Time Homebuyers	1	18	21	38	40	78	
Existing Homeowners	5	25	3	2	33	35	
Total, Rentals and TBRA	180	157	42	45	379	424	
Total, Homebuyers and Homeowners	6	43	24	40	73	113	
Grand Total	186	200	66	85	452	537	



U.S. Department of Housing and Urban Development
Office of Community Planning and Development
Integrated Disbursement and Information System
HOME Summary of Accomplishments
Program Year: 2013

DATE: 03-07-14
TIME: 7:51
PAGE: 2

MIAMI DADE COUNTY

Home Unit Reported As Vacant

Activity Type	Reported as Vacant
Rentals	95
TBRA Families	0
First Time Homebuyers	0
Existing Homeowners	0
Total, Rentals and TBRA	95
Total, Homebuyers and Homeowners	0
Grand Total	95



U.S. Department of Housing and Urban Development
Office of Community Planning and Development
Integrated Disbursement and Information System
HOME Summary of Accomplishments
Program Year: 2013

DATE: 03-07-14
TIME: 7:51
PAGE: 3

MIAMI DADE COUNTY

Home Unit Completions by Racial / Ethnic Category

	Rentals		TBRA Families		First Time Homebuyers		Existing Homeowners	
	Units Completed	Units Completed - Hispanics	Units Completed	Units Completed - Hispanics	Units Completed	Units Completed - Hispanics	Units Completed	Units Completed - Hispanics
White	84	80	9	8	74	69	19	16
Black/African American	213	9	51	2	2	0	16	0
Asian	1	0	2	0	0	0	0	0
Black/African American & White	3	0	0	0	1	0	0	0
Other multi-racial	58	38	3	2	1	0	0	0
Total	359	127	65	12	78	69	35	16

	Total, Rentals and TBRA		Total, Homebuyers and Homeowners		Grand Total	
	Units Completed	Units Completed - Hispanics	Units Completed	Units Completed - Hispanics	Units Completed	Units Completed - Hispanics
White	93	88	93	85	186	173
Black/African American	264	11	18	0	282	11
Asian	3	0	0	0	3	0
Black/African American & White	3	0	1	0	4	0
Other multi-racial	61	40	1	0	62	40
Total	424	139	113	85	537	224



U.S. Department of Housing and Urban Development
Office of Community Planning and Development
Integrated Disbursement and Information System
Status of HOME Grants
MIAMI DADE COUNTY

DATE: 03-07-14
TIME: 7:55
PAGE: 1

IDIS - PR27

Commitments from Authorized Funds

(A) Fiscal Year	(B) Total Authorization	(C) Admin/OP Reservation	(E) CR/CC Funds- Amount Reserved to CHDOS	(F) % CHDO Rsvd	(G) SU Funds- Reservations to Other Entities	(H) EN Funds-PJ Committed to Activities	(I) Total Authorized Commitments	(K) % of Auth Cmtd
1992	\$5,399,000.00	\$539,900.00	\$2,659,100.00	49.2%	\$0.00	\$2,200,000.00	\$5,399,000.00	100.0%
1993	\$3,543,000.00	\$105,420.00	\$1,500,000.00	42.3%	\$0.00	\$1,937,580.00	\$3,543,000.00	100.0%
1994	\$4,760,000.00	\$476,000.00	\$714,000.00	15.0%	\$0.00	\$3,570,000.00	\$4,760,000.00	100.0%
1995	\$5,113,000.00	\$511,300.00	\$766,950.00	15.0%	\$0.00	\$3,834,750.00	\$5,113,000.00	100.0%
1996	\$5,288,000.00	\$566,073.26	\$1,113,225.00	21.0%	\$0.00	\$3,608,701.74	\$5,288,000.00	100.0%
1997	\$5,081,000.00	\$656,666.90	\$386,999.60	7.6%	\$0.00	\$4,037,333.50	\$5,081,000.00	100.0%
1998	\$5,431,000.00	\$814,650.00	\$1,078,027.19	19.8%	\$0.00	\$3,538,322.81	\$5,431,000.00	100.0%
1999	\$5,862,000.00	\$879,300.00	\$879,300.00	15.0%	\$0.00	\$4,103,400.00	\$5,862,000.00	100.0%
2000	\$5,820,000.00	\$873,000.00	\$873,000.00	15.0%	\$0.00	\$4,074,000.00	\$5,820,000.00	100.0%
2001	\$6,444,000.00	\$1,024,214.19	\$1,265,540.06	19.6%	\$0.00	\$4,154,245.75	\$6,444,000.00	100.0%
2002	\$6,427,000.00	\$1,076,923.04	\$1,900,000.00	29.5%	\$0.00	\$3,450,076.96	\$6,427,000.00	100.0%
2003	\$7,826,586.00	\$1,635,162.65	\$1,500,000.00	19.1%	\$0.00	\$4,691,423.35	\$7,826,586.00	100.0%
2004	\$8,403,073.00	\$1,258,119.24	\$1,169,945.55	13.9%	\$0.00	\$5,975,008.21	\$8,403,073.00	100.0%
2005	\$7,662,996.00	\$1,238,783.93	\$1,661,089.83	21.6%	\$0.00	\$4,763,122.24	\$7,662,996.00	100.0%
2006	\$6,706,048.00	\$1,203,919.83	\$1,611,502.62	24.0%	\$0.00	\$3,890,625.55	\$6,706,048.00	100.0%
2007	\$6,650,168.00	\$1,157,769.04	\$1,275,271.00	19.1%	\$0.00	\$4,215,757.25	\$6,648,797.29	99.9%
2008	\$6,419,239.00	\$718,343.18	\$1,041,754.45	16.2%	\$0.00	\$4,659,141.37	\$6,419,239.00	100.0%
2009	\$7,078,702.00	\$793,213.88	\$1,206,728.40	17.0%	\$0.00	\$5,078,759.72	\$7,078,702.00	100.0%
2010	\$7,029,971.00	\$746,247.64	\$1,306,429.00	18.5%	\$0.00	\$1,877,401.40	\$3,930,078.04	55.9%
2011	\$6,232,309.00	\$793,829.43	\$1,525,000.00	24.4%	\$0.00	\$0.00	\$2,318,829.43	37.2%
2012	\$3,512,701.00	\$351,270.10	\$0.00	0.0%	\$0.00	\$0.00	\$351,270.10	9.9%
2013	\$3,324,357.00	\$332,435.70	\$0.00	0.0%	\$0.00	\$0.00	\$332,435.70	10.0%
Total	\$130,014,150.00	\$17,752,542.01	\$25,433,862.70	19.5%	\$0.00	\$73,659,649.85	\$116,846,054.56	89.8%



U.S. Department of Housing and Urban Development
Office of Community Planning and Development
Integrated Disbursement and Information System
Status of HOME Grants
MIAMI DADE COUNTY

DATE: 03-07-14
TIME: 7:55
PAGE: 2

IDIS - PR27

Program Income (PI)

Fiscal Year	Program Income Receipts	Amount Committed to Activities	% Committed	Net Disbursed	Disbursed Pending Approval	Total Disbursed	% Disbursed
1992	0.00	\$0.00	0.0%	\$0.00	\$0.00	\$0.00	0.0%
1993	0.00	\$0.00	0.0%	\$0.00	\$0.00	\$0.00	0.0%
1994	0.00	\$0.00	0.0%	\$0.00	\$0.00	\$0.00	0.0%
1995	0.00	\$0.00	0.0%	\$0.00	\$0.00	\$0.00	0.0%
1996	1,483,877.00	\$1,483,877.00	100.0%	\$1,483,877.00	\$0.00	\$1,483,877.00	100.0%
1997	166,591.10	\$166,591.10	100.0%	\$166,591.10	\$0.00	\$166,591.10	100.0%
1998	472,529.40	\$472,529.40	100.0%	\$472,529.40	\$0.00	\$472,529.40	100.0%
1999	867,542.97	\$867,542.97	100.0%	\$867,542.97	\$0.00	\$867,542.97	100.0%
2000	695,081.55	\$695,081.55	100.0%	\$695,081.55	\$0.00	\$695,081.55	100.0%
2001	1,402,141.95	\$1,402,141.95	100.0%	\$1,402,141.95	\$0.00	\$1,402,141.95	100.0%
2002	1,128,730.40	\$1,128,730.40	100.0%	\$1,128,730.40	\$0.00	\$1,128,730.40	100.0%
2003	1,089,418.67	\$1,089,418.67	100.0%	\$1,089,418.67	\$0.00	\$1,089,418.67	100.0%
2004	1,532,577.64	\$1,532,577.64	100.0%	\$1,532,577.64	\$0.00	\$1,532,577.64	100.0%
2005	1,172,727.39	\$1,172,727.39	100.0%	\$1,172,727.39	\$0.00	\$1,172,727.39	100.0%
2006	2,112,243.31	\$2,112,243.31	100.0%	\$2,112,243.31	\$0.00	\$2,112,243.31	100.0%
2007	1,850,315.72	\$1,850,315.72	100.0%	\$1,850,315.72	\$0.00	\$1,850,315.72	100.0%
2008	799,779.78	\$799,779.78	100.0%	\$799,779.78	\$0.00	\$799,779.78	100.0%
2009	853,436.80	\$853,436.80	100.0%	\$853,436.80	\$0.00	\$853,436.80	100.0%
2010	432,505.35	\$432,505.35	100.0%	\$432,505.35	\$0.00	\$432,505.35	100.0%
2011	844,019.56	\$844,019.56	100.0%	\$844,019.56	\$0.00	\$844,019.56	100.0%
2012	1,064,150.94	\$957,735.85	90.0%	\$957,735.85	\$0.00	\$957,735.85	90.0%
2013	863,729.71	\$698,222.33	80.8%	\$698,222.33	\$0.00	\$698,222.33	80.8%
Total	18,831,399.24	\$18,559,476.77	98.5%	\$18,559,476.77	\$0.00	\$18,559,476.77	98.5%



U.S. Department of Housing and Urban Development
Office of Community Planning and Development
Integrated Disbursement and Information System
Status of HOME Grants
MIAMI DADE COUNTY

DATE: 03-07-14
TIME: 7:55
PAGE: 3

IDIS - PR27

Disbursements

(A) Fiscal Year	(B) Total Authorization	(C) Disbursed	(D) Returned	(E) Net Disbursed	(F) Disbursed Pending Approval	(G) Total Disbursed	(H) % Disb	(I) Grant Balance
1992	\$5,399,000.00	\$5,399,000.00	\$0.00	\$5,399,000.00	\$0.00	5,399,000.00	100.0%	\$0.00
1993	\$3,543,000.00	\$3,543,000.00	\$0.00	\$3,543,000.00	\$0.00	3,543,000.00	100.0%	\$0.00
1994	\$4,760,000.00	\$6,091,610.00	(\$1,331,610.00)	\$4,760,000.00	\$0.00	4,760,000.00	100.0%	\$0.00
1995	\$5,113,000.00	\$5,113,000.00	\$0.00	\$5,113,000.00	\$0.00	5,113,000.00	100.0%	\$0.00
1996	\$5,288,000.00	\$5,288,000.00	\$0.00	\$5,288,000.00	\$0.00	5,288,000.00	100.0%	\$0.00
1997	\$5,081,000.00	\$5,081,000.00	\$0.00	\$5,081,000.00	\$0.00	5,081,000.00	100.0%	\$0.00
1998	\$5,431,000.00	\$5,431,000.00	\$0.00	\$5,431,000.00	\$0.00	5,431,000.00	100.0%	\$0.00
1999	\$5,862,000.00	\$5,862,000.00	\$0.00	\$5,862,000.00	\$0.00	5,862,000.00	100.0%	\$0.00
2000	\$5,820,000.00	\$5,820,000.00	\$0.00	\$5,820,000.00	\$0.00	5,820,000.00	100.0%	\$0.00
2001	\$6,444,000.00	\$6,444,000.00	\$0.00	\$6,444,000.00	\$0.00	6,444,000.00	100.0%	\$0.00
2002	\$6,427,000.00	\$6,427,000.00	\$0.00	\$6,427,000.00	\$0.00	6,427,000.00	100.0%	\$0.00
2003	\$7,826,586.00	\$7,826,586.00	\$0.00	\$7,826,586.00	\$0.00	7,826,586.00	100.0%	\$0.00
2004	\$8,403,073.00	\$8,403,073.00	\$0.00	\$8,403,073.00	\$0.00	8,403,073.00	100.0%	\$0.00
2005	\$7,662,996.00	\$7,662,996.00	\$0.00	\$7,662,996.00	\$0.00	7,662,996.00	100.0%	\$0.00
2006	\$6,706,048.00	\$6,706,048.00	\$0.00	\$6,706,048.00	\$0.00	6,706,048.00	100.0%	\$0.00
2007	\$6,650,168.00	\$6,633,340.93	\$0.00	\$6,633,340.93	\$0.00	6,633,340.93	99.7%	\$16,827.07
2008	\$6,419,239.00	\$5,608,977.13	\$0.00	\$5,608,977.13	\$0.00	5,608,977.13	87.3%	\$810,261.87
2009	\$7,078,702.00	\$5,588,645.25	\$0.00	\$5,588,645.25	\$0.00	5,588,645.25	78.9%	\$1,490,056.75
2010	\$7,029,971.00	\$1,602,473.75	\$0.00	\$1,602,473.75	\$0.00	1,602,473.75	22.7%	\$5,427,497.25
2011	\$6,232,309.00	\$1,007,632.86	\$0.00	\$1,007,632.86	\$0.00	1,007,632.86	16.1%	\$5,224,676.14
2012	\$3,512,701.00	\$351,270.10	\$0.00	\$351,270.10	\$0.00	351,270.10	9.9%	\$3,161,430.90
2013	\$3,324,357.00	\$0.00	\$0.00	\$0.00	\$0.00	0.00	0.0%	\$3,324,357.00
Total	\$130,014,150.00	\$111,890,653.02	(\$1,331,610.00)	\$110,559,043.02	\$0.00	110,559,043.02	85.0%	\$19,455,106.98



U.S. Department of Housing and Urban Development
Office of Community Planning and Development
Integrated Disbursement and Information System
Status of HOME Grants
MIAMI DADE COUNTY

DATE: 03-07-14
TIME: 7:55
PAGE: 4

IDIS - PR27

Home Activities Commitments/Disbursements

(A) Fiscal Year	(B) Authorized for Activities	(C) Amount Committed to Activities	(D) % Cmtd	(E) Disbursed	(F) Returned	(G) Net Disbursed	(H) % Net Disb	(I) Disbursed Pending Approval	(J) Total Disbursed	(K) % Disb
1992	\$4,859,100.00	\$4,859,100.00	100.0%	\$4,859,100.00	\$0.00	\$4,859,100.00	100.0%	\$0.00	\$4,859,100.00	100.0%
1993	\$3,437,580.00	\$3,437,580.00	100.0%	\$3,437,580.00	\$0.00	\$3,437,580.00	100.0%	\$0.00	\$3,437,580.00	100.0%
1994	\$4,284,000.00	\$4,284,000.00	100.0%	\$5,615,610.00	(\$1,331,610.00)	\$4,284,000.00	100.0%	\$0.00	\$4,284,000.00	100.0%
1995	\$4,601,700.00	\$4,601,700.00	100.0%	\$4,601,700.00	\$0.00	\$4,601,700.00	100.0%	\$0.00	\$4,601,700.00	100.0%
1996	\$4,721,926.74	\$4,721,926.74	100.0%	\$4,721,926.74	\$0.00	\$4,721,926.74	100.0%	\$0.00	\$4,721,926.74	100.0%
1997	\$4,424,333.10	\$4,424,333.10	100.0%	\$4,424,333.10	\$0.00	\$4,424,333.10	100.0%	\$0.00	\$4,424,333.10	100.0%
1998	\$4,616,350.00	\$4,616,350.00	100.0%	\$4,616,350.00	\$0.00	\$4,616,350.00	100.0%	\$0.00	\$4,616,350.00	100.0%
1999	\$4,982,700.00	\$4,982,700.00	100.0%	\$4,982,700.00	\$0.00	\$4,982,700.00	100.0%	\$0.00	\$4,982,700.00	100.0%
2000	\$4,947,000.00	\$4,947,000.00	100.0%	\$4,947,000.00	\$0.00	\$4,947,000.00	100.0%	\$0.00	\$4,947,000.00	100.0%
2001	\$5,419,785.81	\$5,419,785.81	100.0%	\$5,419,785.81	\$0.00	\$5,419,785.81	100.0%	\$0.00	\$5,419,785.81	100.0%
2002	\$5,350,076.96	\$5,350,076.96	100.0%	\$5,350,076.96	\$0.00	\$5,350,076.96	100.0%	\$0.00	\$5,350,076.96	100.0%
2003	\$6,191,423.35	\$6,191,423.35	100.0%	\$6,191,423.35	\$0.00	\$6,191,423.35	100.0%	\$0.00	\$6,191,423.35	100.0%
2004	\$7,144,953.76	\$7,144,953.76	100.0%	\$7,144,953.76	\$0.00	\$7,144,953.76	100.0%	\$0.00	\$7,144,953.76	100.0%
2005	\$6,424,212.07	\$6,424,212.07	100.0%	\$6,424,212.07	\$0.00	\$6,424,212.07	100.0%	\$0.00	\$6,424,212.07	100.0%
2006	\$5,502,128.17	\$5,502,128.17	100.0%	\$5,502,128.17	\$0.00	\$5,502,128.17	100.0%	\$0.00	\$5,502,128.17	100.0%
2007	\$5,492,398.96	\$5,491,028.25	99.9%	\$5,491,028.25	\$0.00	\$5,491,028.25	99.9%	\$0.00	\$5,491,028.25	99.9%
2008	\$5,700,895.82	\$5,700,895.82	100.0%	\$4,890,633.95	\$0.00	\$4,890,633.95	85.7%	\$0.00	\$4,890,633.95	85.7%
2009	\$6,285,488.12	\$6,285,488.12	100.0%	\$4,795,431.37	\$0.00	\$4,795,431.37	76.2%	\$0.00	\$4,795,431.37	76.2%
2010	\$6,283,723.36	\$3,183,830.40	50.6%	\$856,226.11	\$0.00	\$856,226.11	13.6%	\$0.00	\$856,226.11	13.6%
2011	\$5,438,479.57	\$1,525,000.00	28.0%	\$300,000.00	\$0.00	\$300,000.00	5.5%	\$0.00	\$300,000.00	5.5%
2012	\$3,161,430.90	\$0.00	0.0%	\$0.00	\$0.00	\$0.00	0.0%	\$0.00	\$0.00	0.0%
2013	\$2,991,921.30	\$0.00	0.0%	\$0.00	\$0.00	\$0.00	0.0%	\$0.00	\$0.00	0.0%
Total	\$112,261,607.99	\$99,093,512.55	88.2%	\$94,572,199.64	(\$1,331,610.00)	\$93,240,589.64	83.0%	\$0.00	\$93,240,589.64	83.0%



U.S. Department of Housing and Urban Development
Office of Community Planning and Development
Integrated Disbursement and Information System
Status of HOME Grants
MIAMI DADE COUNTY

DATE: 03-07-14
TIME: 7:55
PAGE: 5

IDIS - PR27

Administrative Funds (AD)

Fiscal Year	Authorized Amount	Amount Authorized from PI	Amount Reserved	% Auth Rsvd	Balance to Reserve	Total Disbursed	% Rsvd Disb	Available to Disburse
1992	\$539,900.00	\$0.00	\$539,900.00	100.0%	\$0.00	\$539,900.00	100.0%	\$0.00
1993	\$354,300.00	\$0.00	\$105,420.00	29.7%	\$0.00	\$105,420.00	100.0%	\$0.00
1994	\$476,000.00	\$0.00	\$476,000.00	100.0%	\$0.00	\$476,000.00	100.0%	\$0.00
1995	\$511,300.00	\$0.00	\$511,300.00	100.0%	\$0.00	\$511,300.00	100.0%	\$0.00
1996	\$528,800.00	\$148,387.70	\$528,800.00	78.0%	\$0.00	\$528,800.00	100.0%	\$0.00
1997	\$508,100.00	\$16,659.11	\$508,100.00	96.8%	\$0.00	\$508,100.00	100.0%	\$0.00
1998	\$543,100.00	\$47,252.94	\$543,100.00	91.9%	\$0.00	\$543,100.00	100.0%	\$0.00
1999	\$586,200.00	\$86,754.29	\$586,200.00	87.1%	\$0.00	\$586,200.00	100.0%	\$0.00
2000	\$582,000.00	\$69,508.15	\$582,000.00	89.3%	\$0.00	\$582,000.00	100.0%	\$0.00
2001	\$644,400.00	\$140,214.19	\$784,614.19	100.0%	\$0.00	\$784,614.19	100.0%	\$0.00
2002	\$642,700.00	\$112,873.04	\$755,573.04	100.0%	\$0.00	\$755,573.04	100.0%	\$0.00
2003	\$1,151,220.79	\$108,941.86	\$1,260,162.65	100.0%	\$0.00	\$1,260,162.65	100.0%	\$0.00
2004	\$807,643.90	\$153,257.76	\$960,901.66	100.0%	\$0.00	\$960,901.66	100.0%	\$0.00
2005	\$747,674.20	\$117,272.73	\$864,946.93	100.0%	\$0.00	\$864,946.93	100.0%	\$0.00
2006	\$661,797.00	\$211,224.33	\$873,021.33	100.0%	\$0.00	\$873,021.33	100.0%	\$0.00
2007	\$656,209.00	\$185,031.57	\$841,240.57	100.0%	\$0.00	\$841,240.57	100.0%	\$0.00
2008	\$718,343.18	\$79,977.97	\$718,343.18	89.9%	\$0.00	\$718,343.18	100.0%	\$0.00
2009	\$793,213.88	\$85,343.68	\$793,213.88	90.2%	\$0.00	\$793,213.88	100.0%	\$0.00
2010	\$702,997.10	\$43,250.53	\$746,247.64	100.0%	\$0.00	\$746,247.64	100.0%	\$0.00
2011	\$623,230.90	\$84,401.95	\$707,632.86	100.0%	\$0.00	\$707,632.86	100.0%	\$0.00
2012	\$351,270.10	\$106,415.09	\$351,270.10	76.7%	\$0.00	\$351,270.10	100.0%	\$0.00
2013	\$332,435.70	\$86,372.97	\$332,435.70	79.3%	\$86,372.97	\$0.00	0.0%	\$332,435.70
Total	\$13,462,835.75	\$1,883,139.86	\$14,370,423.73	93.6%	\$86,372.97	\$14,037,988.03	97.6%	\$332,435.70



U.S. Department of Housing and Urban Development
Office of Community Planning and Development
Integrated Disbursement and Information System
Status of HOME Grants
MIAMI DADE COUNTY

DATE: 03-07-14
TIME: 7:55
PAGE: 6

IDIS - PR27

CHDO Operating Funds (CO)

Fiscal Year	Authorized Amount	Amount Reserved	% Auth Rsvd	Balance to Reserve	Total Disbursed	% Rsvd Disb	Available to Disburse
1992	\$0.00	\$0.00	0.0%	\$0.00	\$0.00	0.0%	\$0.00
1993	\$0.00	\$0.00	0.0%	\$0.00	\$0.00	0.0%	\$0.00
1994	\$0.00	\$0.00	0.0%	\$0.00	\$0.00	0.0%	\$0.00
1995	\$0.00	\$0.00	0.0%	\$0.00	\$0.00	0.0%	\$0.00
1996	\$264,400.00	\$37,273.26	14.0%	\$227,126.74	\$37,273.26	100.0%	\$0.00
1997	\$254,050.00	\$148,566.90	58.4%	\$105,483.10	\$148,566.90	100.0%	\$0.00
1998	\$271,550.00	\$271,550.00	100.0%	\$0.00	\$271,550.00	100.0%	\$0.00
1999	\$293,100.00	\$293,100.00	100.0%	\$0.00	\$293,100.00	100.0%	\$0.00
2000	\$291,000.00	\$291,000.00	100.0%	\$0.00	\$291,000.00	100.0%	\$0.00
2001	\$322,200.00	\$239,600.00	74.3%	\$82,600.00	\$239,600.00	100.0%	\$0.00
2002	\$321,350.00	\$321,350.00	100.0%	\$0.00	\$321,350.00	100.0%	\$0.00
2003	\$391,329.30	\$375,000.00	95.8%	\$16,329.30	\$375,000.00	100.0%	\$0.00
2004	\$389,981.85	\$297,217.58	76.2%	\$92,764.27	\$297,217.58	100.0%	\$0.00
2005	\$373,837.10	\$373,837.00	99.9%	\$0.10	\$373,837.00	100.0%	\$0.00
2006	\$330,898.50	\$330,898.50	100.0%	\$0.00	\$330,898.50	100.0%	\$0.00
2007	\$328,104.50	\$316,528.47	96.4%	\$11,576.03	\$301,072.11	95.1%	\$15,456.36
2008	\$0.00	\$0.00	0.0%	\$0.00	\$0.00	0.0%	\$0.00
2009	\$353,935.10	\$0.00	0.0%	\$353,935.10	\$0.00	0.0%	\$0.00
2010	\$0.00	\$0.00	0.0%	\$0.00	\$0.00	0.0%	\$0.00
2011	\$311,615.45	\$86,196.57	27.6%	\$225,418.88	\$0.00	0.0%	\$86,196.57
2012	\$175,635.05	\$0.00	0.0%	\$175,635.05	\$0.00	0.0%	\$0.00
2013	\$166,217.85	\$0.00	0.0%	\$166,217.85	\$0.00	0.0%	\$0.00
Total	\$4,839,204.70	\$3,382,118.28	69.8%	\$1,457,086.42	\$3,280,465.35	96.9%	\$101,652.93



U.S. Department of Housing and Urban Development
Office of Community Planning and Development
Integrated Disbursement and Information System
Status of HOME Grants
MIAMI DADE COUNTY

DATE: 03-07-14
TIME: 7:55
PAGE: 7

IDIS - PR27

CHDO Funds (CR)

Fiscal Year	CHDO Requirement	Authorized Amount	Amount Reserved to CHDOS	% Req Rsvd	Unreserved CHDO Amount	Funds Committed to Activities	% Rsvd Cmtd	Balance to Commit	Total Disbursed	% Disb	Available to Disburse
1992	\$809,850.00	\$2,659,100.00	\$2,659,100.00	328.3%	\$0.00	\$2,659,100.00	100.0%	\$0.00	\$2,659,100.00	100.0%	\$0.00
1993	\$531,450.00	\$1,500,000.00	\$1,500,000.00	282.2%	\$0.00	\$1,500,000.00	100.0%	\$0.00	\$1,500,000.00	100.0%	\$0.00
1994	\$714,000.00	\$714,000.00	\$714,000.00	100.0%	\$0.00	\$714,000.00	100.0%	\$0.00	\$714,000.00	100.0%	\$0.00
1995	\$766,950.00	\$766,950.00	\$766,950.00	100.0%	\$0.00	\$766,950.00	100.0%	\$0.00	\$766,950.00	100.0%	\$0.00
1996	\$793,200.00	\$1,113,225.00	\$1,113,225.00	140.3%	\$0.00	\$1,113,225.00	100.0%	\$0.00	\$1,113,225.00	100.0%	\$0.00
1997	\$349,150.00	\$386,999.60	\$386,999.60	110.8%	\$0.00	\$386,999.60	100.0%	\$0.00	\$386,999.60	100.0%	\$0.00
1998	\$814,650.00	\$1,078,027.19	\$1,078,027.19	132.3%	\$0.00	\$1,078,027.19	100.0%	\$0.00	\$1,078,027.19	100.0%	\$0.00
1999	\$879,300.00	\$879,300.00	\$879,300.00	100.0%	\$0.00	\$879,300.00	100.0%	\$0.00	\$879,300.00	100.0%	\$0.00
2000	\$873,000.00	\$873,000.00	\$873,000.00	100.0%	\$0.00	\$873,000.00	100.0%	\$0.00	\$873,000.00	100.0%	\$0.00
2001	\$966,600.00	\$1,265,540.06	\$1,265,540.06	130.9%	\$0.00	\$1,265,540.06	100.0%	\$0.00	\$1,265,540.06	100.0%	\$0.00
2002	\$964,050.00	\$1,900,000.00	\$1,900,000.00	197.0%	\$0.00	\$1,900,000.00	100.0%	\$0.00	\$1,900,000.00	100.0%	\$0.00
2003	\$1,173,987.90	\$1,500,000.00	\$1,500,000.00	127.7%	\$0.00	\$1,500,000.00	100.0%	\$0.00	\$1,500,000.00	100.0%	\$0.00
2004	\$1,169,945.55	\$1,169,945.55	\$1,169,945.55	100.0%	\$0.00	\$1,169,945.55	100.0%	\$0.00	\$1,169,945.55	100.0%	\$0.00
2005	\$1,121,511.30	\$1,661,089.83	\$1,661,089.83	148.1%	\$0.00	\$1,661,089.83	100.0%	\$0.00	\$1,661,089.83	100.0%	\$0.00
2006	\$992,695.50	\$1,611,502.62	\$1,611,502.62	162.3%	\$0.00	\$1,611,502.62	100.0%	\$0.00	\$1,611,502.62	100.0%	\$0.00
2007	\$1,278,061.00	\$1,275,271.00	\$1,275,271.00	99.7%	\$0.00	\$1,275,271.00	100.0%	\$0.00	\$1,275,271.00	100.0%	\$0.00
2008	\$957,547.80	\$1,041,754.45	\$1,041,754.45	108.7%	\$0.00	\$1,041,754.45	100.0%	\$0.00	\$231,492.58	22.2%	\$810,261.87
2009	\$1,061,805.30	\$1,206,728.40	\$1,206,728.40	113.6%	\$0.00	\$1,206,728.40	100.0%	\$0.00	\$29,754.00	2.4%	\$1,176,974.40
2010	\$1,054,495.65	\$2,259,633.38	\$1,306,429.00	123.8%	\$953,204.38	\$1,306,429.00	100.0%	\$0.00	\$856,226.11	65.5%	\$450,202.89
2011	\$934,846.35	\$1,525,000.00	\$1,525,000.00	163.1%	\$0.00	\$1,525,000.00	100.0%	\$0.00	\$300,000.00	19.6%	\$1,225,000.00
2012	\$526,905.15	\$526,905.15	\$0.00	0.0%	\$526,905.15	\$0.00	0.0%	\$0.00	\$0.00	0.0%	\$0.00
2013	\$498,653.55	\$498,653.55	\$0.00	0.0%	\$498,653.55	\$0.00	0.0%	\$0.00	\$0.00	0.0%	\$0.00
Total	\$19,232,655.05	\$27,412,625.78	\$25,433,862.70	132.2%	\$1,978,763.08	\$25,433,862.70	100.0%	\$0.00	\$21,771,423.54	85.6%	\$3,662,439.16



U.S. Department of Housing and Urban Development
Office of Community Planning and Development
Integrated Disbursement and Information System
Status of HOME Grants
MIAMI DADE COUNTY

DATE: 03-07-14
TIME: 7:55
PAGE: 8

IDIS - PR27

CHDO Loans (CL)

Fiscal Year	Amount Authorized	Amount Reserved	Amount Committed	% Auth Cmtd	Balance to Commit	Total Disbursed	% Disb	Balance to Disburse
1992	\$265,910.00	\$0.00	\$0.00	0.0%	\$0.00	\$0.00	0.0%	\$0.00
1993	\$150,000.00	\$0.00	\$0.00	0.0%	\$0.00	\$0.00	0.0%	\$0.00
1994	\$71,400.00	\$0.00	\$0.00	0.0%	\$0.00	\$0.00	0.0%	\$0.00
1995	\$76,695.00	\$0.00	\$0.00	0.0%	\$0.00	\$0.00	0.0%	\$0.00
1996	\$111,322.50	\$0.00	\$0.00	0.0%	\$0.00	\$0.00	0.0%	\$0.00
1997	\$38,699.96	\$0.00	\$0.00	0.0%	\$0.00	\$0.00	0.0%	\$0.00
1998	\$107,802.72	\$0.00	\$0.00	0.0%	\$0.00	\$0.00	0.0%	\$0.00
1999	\$87,930.00	\$0.00	\$0.00	0.0%	\$0.00	\$0.00	0.0%	\$0.00
2000	\$87,300.00	\$0.00	\$0.00	0.0%	\$0.00	\$0.00	0.0%	\$0.00
2001	\$126,554.01	\$0.00	\$0.00	0.0%	\$0.00	\$0.00	0.0%	\$0.00
2002	\$190,000.00	\$0.00	\$0.00	0.0%	\$0.00	\$0.00	0.0%	\$0.00
2003	\$150,000.00	\$0.00	\$0.00	0.0%	\$0.00	\$0.00	0.0%	\$0.00
2004	\$116,994.56	\$0.00	\$0.00	0.0%	\$0.00	\$0.00	0.0%	\$0.00
2005	\$166,108.98	\$0.00	\$0.00	0.0%	\$0.00	\$0.00	0.0%	\$0.00
2006	\$161,150.26	\$0.00	\$0.00	0.0%	\$0.00	\$0.00	0.0%	\$0.00
2007	\$127,527.10	\$0.00	\$0.00	0.0%	\$0.00	\$0.00	0.0%	\$0.00
2008	\$104,175.45	\$0.00	\$0.00	0.0%	\$0.00	\$0.00	0.0%	\$0.00
2009	\$120,672.84	\$0.00	\$0.00	0.0%	\$0.00	\$0.00	0.0%	\$0.00
2010	\$225,963.34	\$0.00	\$0.00	0.0%	\$0.00	\$0.00	0.0%	\$0.00
2011	\$152,500.00	\$0.00	\$0.00	0.0%	\$0.00	\$0.00	0.0%	\$0.00
2012	\$52,690.52	\$0.00	\$0.00	0.0%	\$0.00	\$0.00	0.0%	\$0.00
2013	\$49,865.36	\$0.00	\$0.00	0.0%	\$0.00	\$0.00	0.0%	\$0.00
Total	\$2,741,262.58	\$0.00	\$0.00	0.0%	\$0.00	\$0.00	0.0%	\$0.00



U.S. Department of Housing and Urban Development
Office of Community Planning and Development
Integrated Disbursement and Information System
Status of HOME Grants
MIAMI DADE COUNTY

DATE: 03-07-14
TIME: 7:55
PAGE: 9

IDIS - PR27

CHDO Capacity (CC)

Fiscal Year	Authorized Amount	Amount Reserved	Amount Committed	% Auth Cmtd	Balance to Commit	Total Disbursed	% Disb	Balance to Disburse
1992	\$0.00	\$0.00	\$0.00	0.0%	\$0.00	\$0.00	0.0%	\$0.00
1993	\$0.00	\$0.00	\$0.00	0.0%	\$0.00	\$0.00	0.0%	\$0.00
1994	\$0.00	\$0.00	\$0.00	0.0%	\$0.00	\$0.00	0.0%	\$0.00
1995	\$0.00	\$0.00	\$0.00	0.0%	\$0.00	\$0.00	0.0%	\$0.00
1996	\$0.00	\$0.00	\$0.00	0.0%	\$0.00	\$0.00	0.0%	\$0.00
1997	\$0.00	\$0.00	\$0.00	0.0%	\$0.00	\$0.00	0.0%	\$0.00
1998	\$0.00	\$0.00	\$0.00	0.0%	\$0.00	\$0.00	0.0%	\$0.00
1999	\$0.00	\$0.00	\$0.00	0.0%	\$0.00	\$0.00	0.0%	\$0.00
2000	\$0.00	\$0.00	\$0.00	0.0%	\$0.00	\$0.00	0.0%	\$0.00
2001	\$0.00	\$0.00	\$0.00	0.0%	\$0.00	\$0.00	0.0%	\$0.00
2002	\$0.00	\$0.00	\$0.00	0.0%	\$0.00	\$0.00	0.0%	\$0.00
2003	\$0.00	\$0.00	\$0.00	0.0%	\$0.00	\$0.00	0.0%	\$0.00
2004	\$0.00	\$0.00	\$0.00	0.0%	\$0.00	\$0.00	0.0%	\$0.00
2005	\$0.00	\$0.00	\$0.00	0.0%	\$0.00	\$0.00	0.0%	\$0.00
2006	\$0.00	\$0.00	\$0.00	0.0%	\$0.00	\$0.00	0.0%	\$0.00
2007	\$0.00	\$0.00	\$0.00	0.0%	\$0.00	\$0.00	0.0%	\$0.00
2008	\$0.00	\$0.00	\$0.00	0.0%	\$0.00	\$0.00	0.0%	\$0.00
2009	\$0.00	\$0.00	\$0.00	0.0%	\$0.00	\$0.00	0.0%	\$0.00
2010	\$0.00	\$0.00	\$0.00	0.0%	\$0.00	\$0.00	0.0%	\$0.00
2011	\$0.00	\$0.00	\$0.00	0.0%	\$0.00	\$0.00	0.0%	\$0.00
2012	\$0.00	\$0.00	\$0.00	0.0%	\$0.00	\$0.00	0.0%	\$0.00
2013	\$0.00	\$0.00	\$0.00	0.0%	\$0.00	\$0.00	0.0%	\$0.00
Total	\$0.00	\$0.00	\$0.00	0.0%	\$0.00	\$0.00	0.0%	\$0.00



U.S. Department of Housing and Urban Development
Office of Community Planning and Development
Integrated Disbursement and Information System
Status of HOME Grants
MIAMI DADE COUNTY

DATE: 03-07-14
TIME: 7:55
PAGE: 10

IDIS - PR27

Reservations to State Recipients and Sub-recipients (SU)

Fiscal Year	Amount Reserved to Other Entities	Amount Committed	% Rsvd Cmtd	Balance to Commit	Total Disbursed	% Disb	Available to Disburse
1992	\$0.00	\$0.00	0.0%	\$0.00	\$0.00	0.0%	\$0.00
1993	\$0.00	\$0.00	0.0%	\$0.00	\$0.00	0.0%	\$0.00
1994	\$0.00	\$0.00	0.0%	\$0.00	\$0.00	0.0%	\$0.00
1995	\$0.00	\$0.00	0.0%	\$0.00	\$0.00	0.0%	\$0.00
1996	\$0.00	\$0.00	0.0%	\$0.00	\$0.00	0.0%	\$0.00
1997	\$0.00	\$0.00	0.0%	\$0.00	\$0.00	0.0%	\$0.00
1998	\$0.00	\$0.00	0.0%	\$0.00	\$0.00	0.0%	\$0.00
1999	\$0.00	\$0.00	0.0%	\$0.00	\$0.00	0.0%	\$0.00
2000	\$0.00	\$0.00	0.0%	\$0.00	\$0.00	0.0%	\$0.00
2001	\$0.00	\$0.00	0.0%	\$0.00	\$0.00	0.0%	\$0.00
2002	\$0.00	\$0.00	0.0%	\$0.00	\$0.00	0.0%	\$0.00
2003	\$0.00	\$0.00	0.0%	\$0.00	\$0.00	0.0%	\$0.00
2004	\$0.00	\$0.00	0.0%	\$0.00	\$0.00	0.0%	\$0.00
2005	\$0.00	\$0.00	0.0%	\$0.00	\$0.00	0.0%	\$0.00
2006	\$0.00	\$0.00	0.0%	\$0.00	\$0.00	0.0%	\$0.00
2007	\$0.00	\$0.00	0.0%	\$0.00	\$0.00	0.0%	\$0.00
2008	\$0.00	\$0.00	0.0%	\$0.00	\$0.00	0.0%	\$0.00
2009	\$0.00	\$0.00	0.0%	\$0.00	\$0.00	0.0%	\$0.00
2010	\$0.00	\$0.00	0.0%	\$0.00	\$0.00	0.0%	\$0.00
2011	\$0.00	\$0.00	0.0%	\$0.00	\$0.00	0.0%	\$0.00
2012	\$0.00	\$0.00	0.0%	\$0.00	\$0.00	0.0%	\$0.00
2013	\$0.00	\$0.00	0.0%	\$0.00	\$0.00	0.0%	\$0.00
Total	\$0.00	\$0.00	0.0%	\$0.00	\$0.00	0.0%	\$0.00



U.S. Department of Housing and Urban Development
Office of Community Planning and Development
Integrated Disbursement and Information System
Status of HOME Grants
MIAMI DADE COUNTY

DATE: 03-07-14
TIME: 7:55
PAGE: 11

IDIS - PR27

Total Program Funds

(A) Fiscal Year	(B) Total Authorization	(C) Program Income Amount	(D) Committed Amount	(E) Net Disbursed for Activities	(F) Net Disbursed for Admin/OP	(G) Net Disbursed	(H) Disbursed Pending Approval	(I) Total Disbursed	(J) Available to Disburse
1992	\$5,399,000.00	\$0.00	\$4,859,100.00	\$4,859,100.00	\$539,900.00	\$5,399,000.00	\$0.00	\$5,399,000.00	\$0.00
1993	\$3,543,000.00	\$0.00	\$3,437,580.00	\$3,437,580.00	\$105,420.00	\$3,543,000.00	\$0.00	\$3,543,000.00	\$0.00
1994	\$4,760,000.00	\$0.00	\$4,284,000.00	\$4,284,000.00	\$476,000.00	\$4,760,000.00	\$0.00	\$4,760,000.00	\$0.00
1995	\$5,113,000.00	\$0.00	\$4,601,700.00	\$4,601,700.00	\$511,300.00	\$5,113,000.00	\$0.00	\$5,113,000.00	\$0.00
1996	\$5,288,000.00	\$1,483,877.00	\$6,205,803.74	\$6,205,803.74	\$566,073.26	\$6,771,877.00	\$0.00	\$6,771,877.00	\$0.00
1997	\$5,081,000.00	\$166,591.10	\$4,590,924.20	\$4,590,924.20	\$656,666.90	\$5,247,591.10	\$0.00	\$5,247,591.10	\$0.00
1998	\$5,431,000.00	\$472,529.40	\$5,088,879.40	\$5,088,879.40	\$814,650.00	\$5,903,529.40	\$0.00	\$5,903,529.40	\$0.00
1999	\$5,862,000.00	\$867,542.97	\$5,850,242.97	\$5,850,242.97	\$879,300.00	\$6,729,542.97	\$0.00	\$6,729,542.97	\$0.00
2000	\$5,820,000.00	\$695,081.55	\$5,642,081.55	\$5,642,081.55	\$873,000.00	\$6,515,081.55	\$0.00	\$6,515,081.55	\$0.00
2001	\$6,444,000.00	\$1,402,141.95	\$6,821,927.76	\$6,821,927.76	\$1,024,214.19	\$7,846,141.95	\$0.00	\$7,846,141.95	\$0.00
2002	\$6,427,000.00	\$1,128,730.40	\$6,478,807.36	\$6,478,807.36	\$1,076,923.04	\$7,555,730.40	\$0.00	\$7,555,730.40	\$0.00
2003	\$7,826,586.00	\$1,089,418.67	\$7,280,842.02	\$7,280,842.02	\$1,635,162.65	\$8,916,004.67	\$0.00	\$8,916,004.67	\$0.00
2004	\$8,403,073.00	\$1,532,577.64	\$8,677,531.40	\$8,677,531.40	\$1,258,119.24	\$9,935,650.64	\$0.00	\$9,935,650.64	\$0.00
2005	\$7,662,996.00	\$1,172,727.39	\$7,596,939.46	\$7,596,939.46	\$1,238,783.93	\$8,835,723.39	\$0.00	\$8,835,723.39	\$0.00
2006	\$6,706,048.00	\$2,112,243.31	\$7,614,371.48	\$7,614,371.48	\$1,203,919.83	\$8,818,291.31	\$0.00	\$8,818,291.31	\$0.00
2007	\$6,650,168.00	\$1,850,315.72	\$7,341,343.97	\$7,341,343.97	\$1,142,312.68	\$8,483,656.65	\$0.00	\$8,483,656.65	\$16,827.07
2008	\$6,419,239.00	\$799,779.78	\$6,500,675.60	\$5,690,413.73	\$718,343.18	\$6,408,756.91	\$0.00	\$6,408,756.91	\$810,261.87
2009	\$7,078,702.00	\$853,436.80	\$7,138,924.92	\$5,648,868.17	\$793,213.88	\$6,442,082.05	\$0.00	\$6,442,082.05	\$1,490,056.75
2010	\$7,029,971.00	\$432,505.35	\$3,616,335.75	\$1,288,731.46	\$746,247.64	\$2,034,979.10	\$0.00	\$2,034,979.10	\$5,427,497.25
2011	\$6,232,309.00	\$844,019.56	\$2,369,019.56	\$1,144,019.56	\$707,632.86	\$1,851,652.42	\$0.00	\$1,851,652.42	\$5,224,676.14
2012	\$3,512,701.00	\$1,064,150.94	\$957,735.85	\$957,735.85	\$351,270.10	\$1,309,005.95	\$0.00	\$1,309,005.95	\$3,267,845.99
2013	\$3,324,357.00	\$863,729.71	\$698,222.33	\$698,222.33	\$0.00	\$698,222.33	\$0.00	\$698,222.33	\$3,489,864.38
Total	\$130,014,150.00	\$18,831,399.24	\$117,652,989.32	\$111,800,066.41	\$17,318,453.38	\$129,118,519.79	\$0.00	\$129,118,519.79	\$19,727,029.45



U.S. Department of Housing and Urban Development
Office of Community Planning and Development
Integrated Disbursement and Information System
Status of HOME Grants
MIAMI DADE COUNTY

DATE: 03-07-14
TIME: 7:55
PAGE: 12

IDIS - PR27

Total Program Percent

(A) Fiscal Year	(B) Total Authorization	(C) Program Income Amount	(D) % Committed for Activities	(E) % Disb for Activities	(F) % Disb for Admin/OP	(G) % Net Disbursed	(H) % Disbursed Pending Approval	(I) % Total Disbursed	(J) % Available to Disburse
1992	\$5,399,000.00	\$0.00	90.0%	90.0%	10.0%	100.0%	0.0%	100.0%	0.0%
1993	\$3,543,000.00	\$0.00	97.0%	97.0%	2.9%	100.0%	0.0%	100.0%	0.0%
1994	\$4,760,000.00	\$0.00	90.0%	90.0%	10.0%	100.0%	0.0%	100.0%	0.0%
1995	\$5,113,000.00	\$0.00	90.0%	90.0%	10.0%	100.0%	0.0%	100.0%	0.0%
1996	\$5,288,000.00	\$1,483,877.00	117.3%	91.6%	8.3%	100.0%	0.0%	100.0%	0.0%
1997	\$5,081,000.00	\$166,591.10	90.3%	87.4%	12.5%	100.0%	0.0%	100.0%	0.0%
1998	\$5,431,000.00	\$472,529.40	93.7%	86.2%	13.7%	100.0%	0.0%	100.0%	0.0%
1999	\$5,862,000.00	\$867,542.97	99.7%	86.9%	13.0%	100.0%	0.0%	100.0%	0.0%
2000	\$5,820,000.00	\$695,081.55	96.9%	86.6%	13.3%	100.0%	0.0%	100.0%	0.0%
2001	\$6,444,000.00	\$1,402,141.95	105.8%	86.9%	13.0%	99.9%	0.0%	99.9%	0.0%
2002	\$6,427,000.00	\$1,128,730.40	100.8%	85.7%	14.2%	100.0%	0.0%	100.0%	0.0%
2003	\$7,826,586.00	\$1,089,418.67	93.0%	81.6%	18.3%	100.0%	0.0%	100.0%	0.0%
2004	\$8,403,073.00	\$1,532,577.64	103.2%	87.3%	12.6%	100.0%	0.0%	100.0%	0.0%
2005	\$7,662,996.00	\$1,172,727.39	99.1%	85.9%	14.0%	100.0%	0.0%	100.0%	0.0%
2006	\$6,706,048.00	\$2,112,243.31	113.5%	86.3%	13.6%	100.0%	0.0%	100.0%	0.0%
2007	\$6,650,168.00	\$1,850,315.72	110.3%	86.3%	13.4%	99.8%	0.0%	99.8%	0.1%
2008	\$6,419,239.00	\$799,779.78	101.2%	78.8%	9.9%	88.7%	0.0%	88.7%	11.2%
2009	\$7,078,702.00	\$853,436.80	100.8%	71.2%	10.0%	81.2%	0.0%	81.2%	18.7%
2010	\$7,029,971.00	\$432,505.35	51.4%	17.2%	10.0%	27.2%	0.0%	27.2%	72.7%
2011	\$6,232,309.00	\$844,019.56	38.0%	16.1%	10.0%	26.1%	0.0%	26.1%	73.8%
2012	\$3,512,701.00	\$1,064,150.94	27.2%	20.9%	7.6%	28.6%	0.0%	28.6%	71.3%
2013	\$3,324,357.00	\$863,729.71	21.0%	16.6%	0.0%	16.6%	0.0%	16.6%	83.3%
Total	\$130,014,150.00	\$18,831,399.24	90.4%	75.1%	11.6%	86.7%	0.0%	86.7%	13.2%



U.S. Department of Housing and Urban Development
Office of Community Planning and Development
Integrated Disbursement and Information System
Status of HOME Activities - Entitlement
MIAMI DADE COUNTY, FL

DATE: 03-07-14
TIME: 8:04
PAGE: 1

IDIS - PR22

Tenure Type	Activity Type	IDIS Activity	Activity Address	Activity Status	Status Date	Total Units	Home Units	Initial Funding Date	Committed Amount	Drawn Amount	PCT
Homebuyer	NEW CONSTRUCTION	13	Unknown , Unknown FL, 99999	Final Draw	01/08/98	0	150	01/01/93	\$180,000.00	\$180,000.00	100.00%
		105	1475 W Flagler St , Miami FL, 33135	Completed	09/09/13	24	24	01/01/95	\$500,000.00	\$500,000.00	100.00%
		111	936 940 SW 1 AVE(CASA GRANDE PHASEII) , MIAMI FL, 33130	Completed	10/10/13	80	54	01/01/97	\$345,993.00	\$345,993.00	100.00%
		136	12475 SW 221st St , Miami FL, 33170	Final Draw	12/19/00	2	2	08/28/97	\$528,006.00	\$528,006.00	100.00%
		2522	1475 W Flagler St , Miami FL, 33135	Final Draw	02/02/10	32	32	06/15/00	\$961,729.00	\$961,729.00	100.00%
		4527	6601 NE Miami Place , Miami FL, 33014	Final Draw	04/02/08	0	0	11/07/07	\$46,150.89	\$46,150.89	100.00%



U.S. Department of Housing and Urban Development
Office of Community Planning and Development
Integrated Disbursement and Information System
Status of HOME Activities - Entitlement
MIAMI DADE COUNTY, FL

DATE: 03-07-14
TIME: 8:04
PAGE: 2

IDIS - PR22

Tenure Type	Activity Type	IDIS Activity	Activity Address	Activity Status	Status Date	Total Units	Home Units	Initial Funding Date	Committed Amount	Drawn Amount	PCT
Homebuyer ACQUISITION ONLY		2012	SW 112 AVE & SW 226 ST , MIAMI FL, 33130	Final Draw	08/17/99	0	108	01/01/94	\$85,000.00	\$85,000.00	100.00%



U.S. Department of Housing and Urban Development
Office of Community Planning and Development
Integrated Disbursement and Information System
Status of HOME Activities - Entitlement
MIAMI DADE COUNTY, FL

DATE: 03-07-14
TIME: 8:04
PAGE: 3

IDIS - PR22

Tenure Type	Activity Type	IDIS Activity	Activity Address	Activity Status	Status Date	Total Units	Home Units	Initial Funding Date	Committed Amount	Drawn Amount	PCT
Homebuyer	ACQUISITION AND REHABILITATION	1741	12400 SW 216 ST , MIAMI FL, 33134	Final Draw	12/11/98	108	108	01/01/97	\$386,999.60	\$386,999.60	100.00%
		3194	101 E Flagler St , Miami FL, 33131	Final Draw	03/02/07	0	11	10/30/02	\$1,500,000.00	\$1,500,000.00	100.00%
		4099	117 NE A VE , MIAMI FL, 33147	Final Draw	11/29/06	0	0	06/14/06	\$500,000.00	\$500,000.00	100.00%



U.S. Department of Housing and Urban Development
Office of Community Planning and Development
Integrated Disbursement and Information System
Status of HOME Activities - Entitlement
MIAMI DADE COUNTY, FL

DATE: 03-07-14
TIME: 8:04
PAGE: 4

IDIS - PR22

Tenure Type	Activity Type	IDIS Activity	Activity Address	Activity Status	Status Date	Total Units	Home Units	Initial Funding Date	Committed Amount	Drawn Amount	PCT
Homeowner Rehab REHABILITATION		4920	8153 NW 15th Ave , Miami FL, 33147	Completed	09/24/13	1	1	02/11/11	\$51,743.00	\$51,743.00	100.00%
		4921	2325 NW 80th St , Miami FL, 33147	Completed	09/24/13	1	1	02/11/11	\$44,401.99	\$44,401.99	100.00%
		4922	9411 Little River Blvd , Miami FL, 33147	Completed	09/24/13	1	1	02/11/11	\$52,345.00	\$52,345.00	100.00%
		4925	1617 NW 84th St , Miami FL, 33147	Completed	09/24/13	1	1	02/25/11	\$52,738.00	\$52,738.00	100.00%
		4926	22135 SW 115th Ave , Miami FL, 33170	Completed	09/24/13	1	1	02/25/11	\$48,321.85	\$48,321.85	100.00%
		4932	10090 NW 80th Ct Apt 1429 , Hialeah Gardens FL, 33016	Completed	03/07/13	1	1	03/28/11	\$23,681.00	\$23,681.00	100.00%
		4934	10000 NW 80th Ct Apt 2514 , Hialeah Gardens FL, 33016	Completed	03/07/13	1	1	03/28/11	\$26,990.00	\$26,990.00	100.00%
		4937	10000 NW 80th Ct Apt 2351 , Hialeah Gardens FL, 33016	Completed	09/12/13	1	1	03/28/11	\$32,222.03	\$32,222.03	100.00%
		4939	10000 NW 80th Ct Apt 2103 , Hialeah Gardens FL, 33016	Completed	09/12/13	1	1	03/28/11	\$32,222.01	\$32,222.01	100.00%
		4940	10090 NW 80th Ct Apt 1313 , Hialeah Gardens FL, 33016	Completed	09/12/13	1	1	03/28/11	\$32,908.98	\$32,908.98	100.00%
		4944	12270 SW 184th St , Miami FL, 33177	Completed	09/24/13	1	1	05/04/11	\$48,028.00	\$48,028.00	100.00%
		4945	5820 SW 62nd Ter , Miami FL, 33143	Completed	09/24/13	1	1	05/04/11	\$51,709.00	\$51,709.00	100.00%
		4946	3035 NW 50th St , Miami FL, 33142	Completed	09/24/13	1	1	05/04/11	\$55,600.00	\$55,600.00	100.00%
		4947	11180 SW 63rd Ter , Miami FL, 33173	Completed	09/24/13	1	1	05/04/11	\$49,876.00	\$49,876.00	100.00%
		4948	5435 SW 150th Ct , Miami FL, 33185	Completed	09/24/13	1	1	05/04/11	\$34,571.00	\$34,571.00	100.00%
		4966	22104 SW 113th Pl , Miami FL, 33170	Completed	09/24/13	1	1	07/11/11	\$49,261.00	\$49,261.00	100.00%
		4967	3084 NW 55th St , Miami FL, 33142	Completed	09/24/13	1	1	07/11/11	\$38,690.00	\$38,690.00	100.00%
		4968	8400 NW 22nd Pl , Miami FL, 33147	Completed	09/24/13	1	1	07/11/11	\$50,214.00	\$50,214.00	100.00%
		4969	22601 SW 124th Ct , Miami FL, 33170	Completed	09/24/13	1	1	07/11/11	\$47,445.00	\$47,445.00	100.00%
		4970	1089 NE 204th Ter , Miami FL, 33179	Completed	09/24/13	1	1	07/11/11	\$51,805.00	\$51,805.00	100.00%
		5036	30316 SW 148th Pl , Homestead FL, 33033	Completed	09/24/13	1	1	10/18/11	\$56,107.00	\$56,107.00	100.00%
		5038	7455 SW 32nd St , Miami FL, 33155	Completed	09/24/13	1	1	10/18/11	\$49,513.16	\$49,513.16	100.00%
		5039	13400 NW Miami Ct , Miami FL, 33168	Completed	09/24/13	1	1	10/18/11	\$67,801.00	\$67,801.00	100.00%
		5059	1201 NW 100th St , Miami FL, 33147	Completed	09/24/13	1	1	01/05/12	\$46,004.00	\$46,004.00	100.00%
		5063	2111 NW 130th St , Miami FL, 33167	Open	07/26/13	0	0	02/24/12	\$50,000.00	\$40,544.68	81.09%
		5064	1791 NW 94th St , Miami FL, 33147	Open	06/17/13	0	0	02/24/12	\$50,000.00	\$40,219.50	80.44%
		5065	14940 Fillmore St , Miami FL, 33176	Open	05/10/13	0	0	02/27/12	\$50,000.00	\$47,138.88	94.28%
		5066	30337 SW 162nd Ave , Homestead FL, 33033	Open	12/14/12	0	0	02/27/12	\$50,000.00	\$45,974.75	91.95%
		5067	7800 NW 15th Ave , Miami FL, 33147	Open	02/22/13	0	0	02/27/12	\$50,000.00	\$42,819.50	85.64%
		5068	13332 SW 255th Ter , Homestead FL, 33032	Open	02/22/13	0	0	02/27/12	\$50,000.00	\$46,843.25	93.69%
		5069	20602 SW 119th Pl , Miami FL, 33177	Open	04/12/13	0	0	02/27/12	\$50,000.00	\$43,960.21	87.92%



U.S. Department of Housing and Urban Development
Office of Community Planning and Development
Integrated Disbursement and Information System
Status of HOME Activities - Entitlement
MIAMI DADE COUNTY, FL

DATE: 03-07-14
TIME: 8:04
PAGE: 5

IDIS - PR22

Tenure Type	Activity Type	IDIS Activity	Activity Address	Activity Status	Status Date	Total Home Units	Initial Funding Date	Committed Amount	Drawn Amount	PCT
Homeowner Rehab REHABILITATION		5070	2118 NW 47th St , Miami FL, 33142	Open	04/12/13	0	02/27/12	\$50,000.00	\$45,979.39	91.96%
		5071	3000 NW 83rd Ter , Miami FL, 33147	Open	07/12/13	0	03/05/12	\$50,000.00	\$35,533.18	71.07%
		5072	14560 Carver Dr , Miami FL, 33176	Open	10/04/13	0	02/27/12	\$50,000.00	\$38,781.25	77.56%
		5073	14560 NW 11th Ct , Miami FL, 33168	Open	06/17/13	0	02/27/12	\$50,000.00	\$45,899.50	91.80%
		5074	10734 SW 173rd Ter , Miami FL, 33157	Open	04/12/13	0	02/27/12	\$50,000.00	\$37,105.24	74.21%
		5075	2765 NW 53rd Ln , Miami FL, 33142	Open	05/03/13	0	02/27/12	\$50,000.00	\$36,599.50	73.20%
		5076	1820 STATE ROAD SERVICE STREET , MIAMI FL, 33054	Open	09/13/13	0	02/27/12	\$50,000.00	\$40,604.18	81.21%
		5077	1838 NW 71st St , Miami FL, 33147	Open	05/10/13	1	02/27/12	\$50,000.00	\$45,919.50	91.84%
		5078	1944 NW 51st St , Miami FL, 33142	Open	09/13/13	0	02/27/12	\$50,000.00	\$39,298.40	78.60%
		5079	825 NW 84th St , Miami FL, 33150	Open	09/13/13	0	02/27/12	\$50,000.00	\$36,302.86	72.61%
		5080	8901 SW 52nd St , Miami FL, 33165	Open	11/01/13	0	02/27/12	\$50,000.00	\$35,572.72	71.15%
		5081	9400 NW 33rd Ave , Miami FL, 33147	Open	08/16/13	0	02/27/12	\$50,000.00	\$35,370.23	70.74%
		5082	22320 SW 118th Ct , Miami FL, 33170	Open	05/10/13	0	02/27/12	\$50,000.00	\$45,792.75	91.59%
		5083	1135 NW 108th St , Miami FL, 33168	Open	02/22/13	0	02/27/12	\$50,000.00	\$49,720.50	99.44%
		5084	10900 SW 217th St , Miami FL, 33170	Open	03/08/13	0	02/27/12	\$50,000.00	\$33,323.66	66.65%
		5085	2019 NW 86th Ter , Miami FL, 33147	Open	05/10/13	0	02/27/12	\$50,000.00	\$47,963.59	95.93%
		5086	2410 NW 103rd St , Miami FL, 33147	Open	09/14/12	0	02/27/12	\$50,000.00	\$36,090.50	72.18%
		5087	1537 NW 101st St , Miami FL, 33147	Open	02/15/13	0	02/27/12	\$50,000.00	\$37,018.50	74.04%
		5088	1765 NW 87th St , Miami FL, 33147	Open	07/20/12	0	02/27/12	\$50,000.00	\$43,564.50	87.13%
		5089	5310 SW 110th Ave , Miami FL, 33165	Open	09/21/12	0	02/27/12	\$50,000.00	\$29,870.00	59.74%
		5090	19403 SW 116th Ave , Miami FL, 33157	Open	08/17/12	0	02/27/12	\$50,000.00	\$49,929.50	99.86%
		5091	8437 NW 14th Ct , Miami FL, 33147	Open	08/31/12	0	02/27/12	\$50,000.00	\$37,091.50	74.18%
		5093	3124 NW 71st St , Miami FL, 33147	Open	09/21/12	0	02/27/12	\$50,000.00	\$32,742.00	65.48%
		5094	1542 NW 115th St , Miami FL, 33167	Open	04/19/13	0	02/27/12	\$50,000.00	\$49,910.50	99.82%
		5095	12247 SW 201st Ter , Miami FL, 33177	Open	11/30/12	0	02/27/12	\$50,000.00	\$37,569.50	75.14%
		5096	15901 SW 102nd Ave , Miami FL, 33157	Open	06/21/13	0	02/27/12	\$50,000.00	\$48,475.92	96.95%
		5097	9651 Little River Blvd , Miami FL, 33147	Open	06/29/12	0	02/27/12	\$50,000.00	\$33,004.50	66.01%
		5098	4030 SW 112th Ave , Miami FL, 33165	Open	03/22/13	0	02/27/12	\$50,000.00	\$49,229.41	98.46%
		5099	750 NE 164th Ter , North Miami FL, 33162	Open	05/25/12	0	02/27/12	\$50,000.00	\$49,904.50	99.81%
		5100	1115 NW 108th St , Miami FL, 33168	Open	05/10/13	0	02/27/12	\$50,000.00	\$49,979.50	99.96%
		5101	12045 SW 220th St , Miami FL, 33170	Open	08/28/12	0	02/28/12	\$50,000.00	\$48,937.04	97.87%
		5102	9250 Broad Manor Rd , Miami FL, 33147	Open	04/19/13	0	02/28/12	\$50,000.00	\$49,980.00	99.96%



U.S. Department of Housing and Urban Development
Office of Community Planning and Development
Integrated Disbursement and Information System
Status of HOME Activities - Entitlement
MIAMI DADE COUNTY, FL

DATE: 03-07-14
TIME: 8:04
PAGE: 6

IDIS - PR22

Tenure Type	Activity Type	IDIS Activity	Activity Address	Activity Status	Status Date	Total Units	Home Units	Initial Funding Date	Committed Amount	Drawn Amount	PCT
Homeowner Rehab	REHABILITATION	5103	10000 NE 80 CT, # 2437 , HIALEAH GARDENS FL, 33016	Open	12/14/12	0	0	02/28/12	\$33,173.00	\$1,755.00	5.29%
		5104	10090 NW 80th Ct Apt 1545 , Hialeah Gardens FL, 33016	Completed	09/12/13	1	1	02/28/12	\$31,067.00	\$31,067.00	100.00%
		5105	10000 NW 80th Ct , Hialeah Gardens FL, 33016	Open	02/10/14	0	0	02/28/12	\$33,173.00	\$31,755.00	95.73%
		5106	10000 NW 80th Ct Apt 2228 , Hialeah Gardens FL, 33016	Completed	09/12/13	1	1	02/28/12	\$28,755.00	\$28,755.00	100.00%
		5111	10090 NW 80th Ct Apt 1348 , Hialeah Gardens FL, 33016	Completed	09/12/13	1	1	03/21/12	\$31,663.00	\$31,663.00	100.00%
		5114	10090 NW 80th Ct Apt 1534 , Hialeah Gardens FL, 33016	Open	12/20/13	0	0	04/04/12	\$33,173.00	\$31,275.00	94.28%
		5115	10090 NW 80th Ct Apt 1548 , Hialeah Gardens FL, 33016	Open	12/20/13	0	0	04/05/12	\$33,173.00	\$30,742.00	92.67%
		5116	10000 NW 80th Ct Apt 2160 , Hialeah Gardens FL, 33016	Completed	09/12/13	1	1	04/05/12	\$16,055.00	\$16,055.00	100.00%
		5117	10000 NW 80th Ct Apt 2407 , Hialeah Gardens FL, 33016	Completed	09/12/13	1	1	04/05/12	\$18,932.00	\$18,932.00	100.00%
		5118	10000 NW 80th Ct Apt 2503 , Hialeah Gardens FL, 33016	Completed	09/12/13	1	1	04/05/12	\$18,005.00	\$18,005.00	100.00%
		5119	10000 NW 80th Ct Apt 2541 , Hialeah Gardens FL, 33016	Open	02/10/14	0	0	04/05/12	\$33,173.00	\$31,702.00	95.57%
		5120	10090 NW 80th Ct Apt 1353 , Hialeah Gardens FL, 33016	Open	12/14/12	0	0	04/05/12	\$33,173.00	\$1,755.00	5.29%
		5121	10090 NW 80th Ct Apt 1502 , Hialeah Gardens FL, 33016	Open	12/14/12	0	0	04/05/12	\$33,173.00	\$1,755.00	5.29%
		5122	10090 NW 80th Ct Apt 1512 , Hialeah Gardens FL, 33016	Completed	09/12/13	1	1	04/05/12	\$19,900.00	\$19,900.00	100.00%
		5123	10000 NW 80th Ct Apt 2517 , Hialeah Gardens FL, 33016	Completed	09/12/13	1	1	04/05/12	\$20,425.00	\$20,425.00	100.00%
		5124	3271 NW 51st Ter , Miami FL, 33142	Open	08/13/12	0	0	04/06/12	\$256,250.00	\$245,407.92	95.77%
		5131	NW 50th Street and NW 21 Ave , Miami FL, 33142	Open	05/31/13	0	0	05/09/12	\$133,668.39	\$110,000.00	82.29%
		5134	110 Oak Ave , Coral Gables FL, 33133	Open	08/17/12	0	0	06/06/12	\$250,000.00	\$45,600.00	18.24%



U.S. Department of Housing and Urban Development
Office of Community Planning and Development
Integrated Disbursement and Information System
Status of HOME Activities - Entitlement
MIAMI DADE COUNTY, FL

DATE: 03-07-14
TIME: 8:04
PAGE: 7

IDIS - PR22

Tenure Type	Activity Type	IDIS Activity	Activity Address	Activity Status	Status Date	Total Units	Home Units	Initial Funding Date	Committed Amount	Drawn Amount	PCT
Rental	NEW CONSTRUCTION	14	13280 Port Said Rd , Opa Locka FL, 33054	Final Draw	05/11/01	72	44	01/01/94	\$490,506.59	\$490,506.59	100.00%
		4551	221 28th St , Miami Beach FL, 33140	Completed	02/13/14	36	36	12/03/07	\$1,500,000.00	\$1,500,000.00	100.00%
		4822	815 NW 3rd Ln , Homestead FL, 33034	Open	01/30/12	0	0	09/29/09	\$1,400,365.00	\$29,754.00	2.12%
		4825	820 NW 7th Ave , Miami FL, 33136	Completed	04/11/13	48	48	10/06/09	\$1,880,000.00	\$1,880,000.00	100.00%
		4908	234 Jefferson Ave , Miami Beach FL, 33139	Open	12/21/10	0	0	11/03/10	\$420,000.00	\$2,500.00	0.60%
		4909	4055 NW 183rd St , Miami Gardens FL, 33055	Open	02/18/14	0	0	11/19/10	\$1,854,436.00	\$1,307,798.92	70.52%
		5001	14500 SW 280 STREET , MIAMI FL, 33033	Completed	11/18/13	220	16	07/18/11	\$2,650,000.00	\$2,650,000.00	100.00%
		5057	12900 SW 253 Street , Princeton FL, 33032	Open	06/08/12	204	7	12/21/11	\$1,000,000.00	\$998,301.00	99.83%



U.S. Department of Housing and Urban Development
Office of Community Planning and Development
Integrated Disbursement and Information System
Status of HOME Activities - Entitlement
MIAMI DADE COUNTY, FL

DATE: 03-07-14
TIME: 8:04
PAGE: 8

IDIS - PR22

Tenure Type	Activity Type	IDIS Activity	Activity Address	Activity Status	Status Date	Total Units	Home Units	Initial Funding Date	Committed Amount	Drawn Amount	PCT
Rental	REHABILITATION	2272	1440 NW 72nd St MIAMI , Miami FL, 33147	Completed	02/20/14	132	132	01/01/99	\$1,757,823.97	\$1,757,823.97	100.00%
		2521	2320 NW 62nd St MIAMI , Miami FL, 33147	Completed	08/15/13	22	22	06/15/00	\$181,133.00	\$181,133.00	100.00%
		4516	220 NW 13th St , Miami FL, 33136	Completed	03/15/13	35	35	09/11/07	\$2,040,557.98	\$2,040,557.98	100.00%
		4820	11505 NW 22nd Ave , Miami FL, 33167	Open	11/22/13	0	0	09/29/09	\$922,374.00	\$514,286.00	55.76%
		4824	5821 NW 7th Ave , Miami FL, 33127	Completed	03/07/13	120	13	10/06/09	\$375,000.00	\$375,000.00	100.00%
		4907	651 NW 58th St , Miami FL, 33127	Final Draw	01/17/14	10	10	10/28/10	\$250,000.00	\$250,000.00	100.00%
		4929	SW 112 ave and SW 220 Street , Miami FL, 33170	Completed	12/11/13	48	48	03/25/11	\$334,743.08	\$334,743.08	100.00%
		4930	NW 29 Street To NW 34 st , Miami FL, 33127	Completed	05/15/13	40	40	03/25/11	\$275,000.00	\$275,000.00	100.00%
		4931	Coconut Grove , Miami FL, 33133	Completed	05/15/13	24	24	06/27/11	\$183,742.30	\$183,742.30	100.00%
		4943	1731 NW 1st Ct , Miami FL, 33136	Open	04/19/11	0	0	03/31/11	\$1,450,416.00	\$10.00	0.00%
		5056	1206, 1210 and 1216 NW 12th Street , Homestead FL, 33030	Completed	02/10/14	6	6	12/20/11	\$300,000.00	\$300,000.00	100.00%
		5109	2145 Lincoln Ave , Opa Locka FL, 33054	Open	03/22/13	0	0	03/19/12	\$500,000.00	\$3,811.50	0.76%



U.S. Department of Housing and Urban Development
Office of Community Planning and Development
Integrated Disbursement and Information System
Status of HOME Activities - Entitlement
MIAMI DADE COUNTY, FL

DATE: 03-07-14
TIME: 8:04
PAGE: 9

IDIS - PR22

Tenure Type	Activity Type	IDIS Activity	Activity Address	Activity Status	Status Date	Total Units	Home Units	Initial Funding Date	Committed Amount	Drawn Amount	PCT
Rental	ACQUISITION AND REHABILITATION	3181	530 Meridian Ave , Miami FL, 33139	Completed	02/20/14	34	34	08/06/02	\$385,794.58	\$385,794.58	100.00%
		4928	15050 Duval St , Opa Locka FL, 33054	Open	09/06/13	0	0	03/24/11	\$2,000,000.00	\$1,654,766.34	82.74%



U.S. Department of Housing and Urban Development
Office of Community Planning and Development
Integrated Disbursement and Information System
Status of HOME Activities - Entitlement
MIAMI DADE COUNTY, FL

DATE: 03-07-14
TIME: 8:04
PAGE: 10

IDIS - PR22

Tenure Type	Activity Type	IDIS Activity	Activity Address	Activity Status	Status Date	Total Home Units	Home Units	Initial Funding Date	Committed Amount	Drawn Amount	PCT
Rental	ACQUISITION AND NEW CONSTRUCTION	5062	NE CORNER OF NE 26TH AVE & NE 195 ST , MIAMI FL, 33180	Open	08/16/13	72	10	02/23/12	\$585,000.00	\$526,575.00	90.01%



U.S. Department of Housing and Urban Development
Office of Community Planning and Development
Integrated Disbursement and Information System
Status of HOME Activities - Entitlement
MIAMI DADE COUNTY, FL

DATE: 03-07-14
TIME: 8:04
PAGE: 11

IDIS - PR22

Tenure Type	Activity Type	IDIS Activity	Activity Address	Activity Status	Status Date	Total Units	Home Units	Initial Funding Date	Committed Amount	Drawn Amount	PCT
Tenant-Based Rental Assistance (TBRA)	TENANT-BASED RENTAL ASSISTANCE	4498	, ,	Open	12/17/07	0	15	08/02/07	\$120,000.00	\$116,708.94	97.26%
		4821	, ,	Open	08/03/12	0	32	09/29/09	\$382,634.55	\$337,944.32	88.32%
		4905	, ,	Completed	04/19/13	0	0	10/21/10	\$146,726.66	\$146,726.66	100.00%
		4915	, ,	Open	02/21/14	0	18	12/13/10	\$1,125,000.00	\$1,074,355.61	95.50%
		5211	, ,	Completed	02/24/14	0	39	10/02/12	\$144,914.27	\$144,914.27	100.00%
		5212	, ,	Completed	02/20/14	0	15	10/02/12	\$149,994.00	\$149,994.00	100.00%



U.S. Department of Housing and Urban Development
Office of Community Planning and Development
Integrated Disbursement and Information System
PR91 - ESG Financial Summary
MIAMI DADE COUNTY, FL
2011

DATE: 03-07-14
TIME: 8:47
PAGE: 1

ESG Program Level Summary

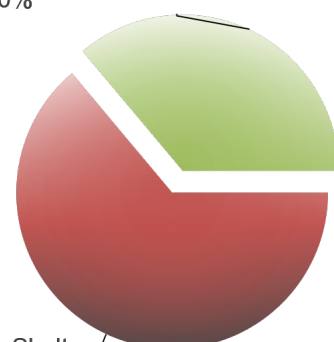
Grant Number	Total Grant Amount	Total Funds Committed	Total Funds Available to Commit	% of Grant Funds Not Committed	Grant Funds Drawn	% of Grant Funds Drawn	Available to Draw	% Remaining to Draw
E11UC120003	\$1,239,473.00	\$1,239,473.00	\$0.00	0.00%	\$1,033,124.48	83.35%	\$206,348.52	16.65%

ESG Program Components

Activity Type	Total Committed to Activities	% of Grant Committed	Drawn Amount	% of Grant Drawn
Street Outreach	\$0.00	0.00%	\$0.00	0.00%
Shelter	\$793,263.00	64.00%	\$793,262.50	64.00%
Homeless Prevention	\$446,210.00	36.00%	\$239,861.98	19.35%
Rapid Re-Housing	\$0.00	0.00%	\$0.00	0.00%
Data Collection (HMIS)	\$0.00	0.00%	\$0.00	0.00%
Administration	\$0.00	0.00%	\$0.00	0.00%
Funds Not Committed	\$0.00	0.00%	\$0.00	0.00%
Funds Remaining to Draw	\$0.00	0.00%	\$206,348.52	16.65%
Total	\$1,239,473.00	100.00%	\$1,239,473.00	100.00%

Funds Committed

Homeless Prevention
36.00%

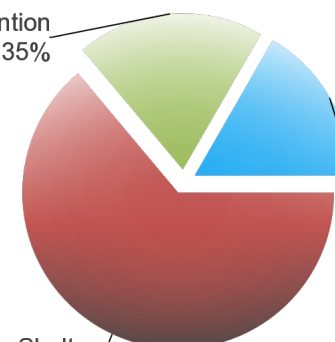


Shelter/
64.00%

Street Outreach Shelter Homeless Prevention Rapid Re-Housing
Data Collection (HMIS) Administration Funds Not Committed Funds Remaining to Draw

Funds Drawn

Homeless Prevention
19.35%



Shelter/
64.00%

Funds Remaining to Draw
16.65%

Street Outreach Shelter Homeless Prevention Rapid Re-Housing
Data Collection (HMIS) Administration Funds Not Committed Funds Remaining to Draw



U.S. Department of Housing and Urban Development
Office of Community Planning and Development
Integrated Disbursement and Information System
PR91 - ESG Financial Summary
MIAMI DADE COUNTY, FL
2011

DATE: 03-07-14
TIME: 8:47
PAGE: 2

24-Month Grant Expenditure Deadline

All of the recipient's grant must be expended for eligible activity costs within 24 months after the date HUD signs the grant agreement with the recipient. Expenditure means either an actual cash disbursement for a direct charge for a good or service or an indirect cost or the accrual of a direct charge for a good or service or an indirect cost. This report uses draws in IDIS to measure expenditures. HUD allocated Fiscal Year 2011 ESG funds in two allocations. For FY2011, this Obligation Date is the date of the first allocation. This report does not list the Obligation Date, does not calculate the Expenditure Deadline, and does not track the Days Remaining for the FY 2011 second allocation.

Grant Amount: \$1,239,473.00

Grant Number	Draws to Date	HUD Obligation Date	Expenditure Deadline	Days Remaining to Meet Requirement Date	Expenditures Required
E11UC120003	\$1,033,124.48	09/11/2012	09/11/2014	188	\$206,348.52

60% Cap on Emergency Shelter and Street Outreach

The cap refers to the total amount of the recipient's fiscal year grant, allowed for emergency shelter and street outreach activities, is capped at 60 percent. This amount cannot exceed the greater of: (1) 60% of the overall grant for the year; or, (2) the amount of Fiscal Year 2010 ESG funds committed for homeless assistance activities.

Amount Committed to Shelter	Amount Committed to Street Outreach	Total Amount Committed to Shelter and Street Outreach	% Committed to Shelter and Street Outreach	2010 Funds Committed to Homeless Assistance Activities	Total Drawn for Shelter and Street Outreach	% Drawn for Shelter and Street Outreach
\$793,263.00	\$0.00	\$793,263.00	64.00%		\$793,262.50	64.00%

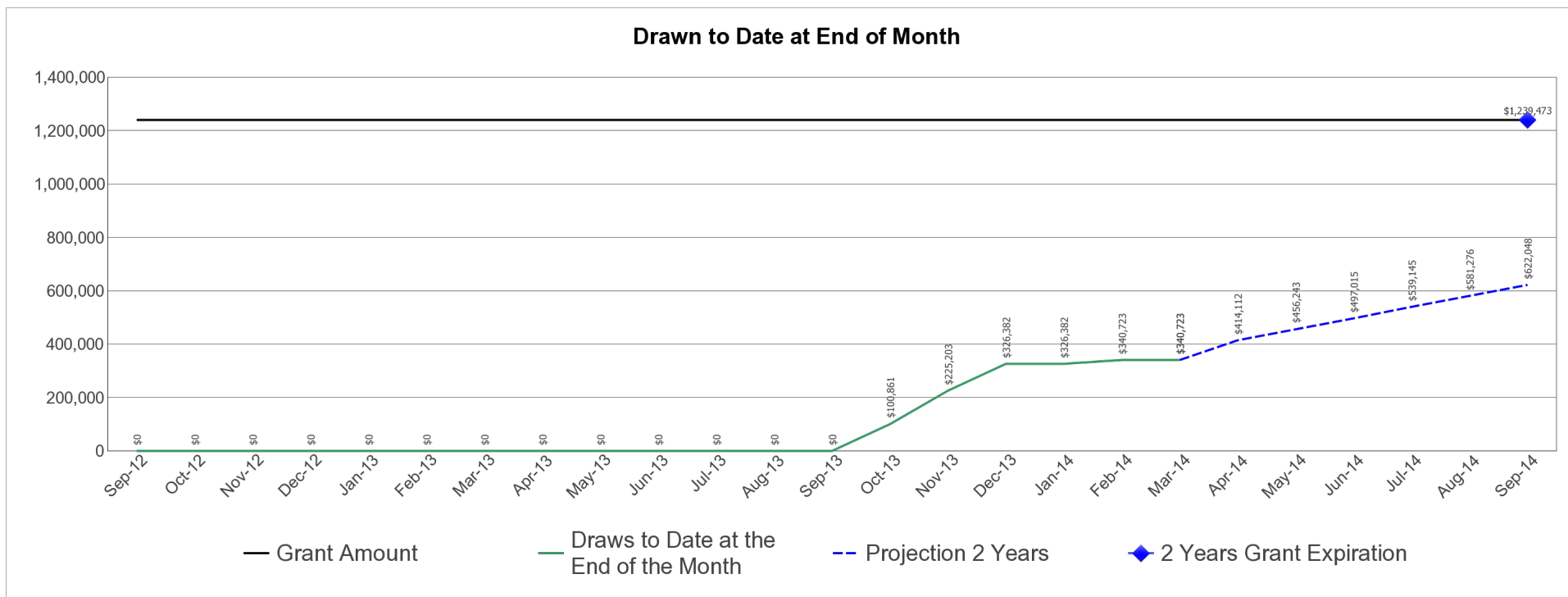


U.S. Department of Housing and Urban Development
Office of Community Planning and Development
Integrated Disbursement and Information System
PR91 - ESG Financial Summary
MIAMI DADE COUNTY, FL
2011

DATE: 03-07-14
TIME: 8:47
PAGE: 3

ESG Draws By Month (at the total grant level):

Grant Amount: 1,239,473.00



ESG Draws By Quarter (at the total grant level):

Quarter End Date	Draws for the Quarter	Draws to Date at the End of the Quarter	% Drawn for the Quarter	% Drawn to Date at End of Quarter
09/30/2012	\$0.00	\$0.00	0.00%	0.00%
12/31/2012	\$0.00	\$0.00	0.00%	0.00%
03/31/2013	\$0.00	\$0.00	0.00%	0.00%
06/30/2013	\$0.00	\$0.00	0.00%	0.00%
09/30/2013	\$0.00	\$0.00	0.00%	0.00%
12/31/2013	\$326,382.13	\$326,382.13	26.33%	26.33%
03/31/2014	\$14,341.08	\$340,723.21	1.16%	27.49%



U.S. Department of Housing and Urban Development
Office of Community Planning and Development
Integrated Disbursement and Information System
PR91 - ESG Financial Summary
MIAMI DADE COUNTY, FL
2011

DATE: 03-07-14
TIME: 8:47
PAGE: 4

ESG Subrecipient Commitments and Draws by Activity Category :

Subrecipient	Activity Type	Committed	Drawn
MIAMI DADE COUNTY	Shelter	\$793,263.00	\$793,262.50
	Homeless Prevention	\$446,210.00	\$239,861.98
	Total	\$1,239,473.00	\$1,033,124.48
	Total Remaining to be Drawn		\$206,348.52
	Percentage Remaining to be Drawn		16.65%



U.S. Department of Housing and Urban Development
Office of Community Planning and Development
Integrated Disbursement and Information System
PR91 - ESG Financial Summary
MIAMI DADE COUNTY, FL
2011

DATE: 03-07-14
TIME: 8:47
PAGE: 5

ESG Subrecipients by Activity Category

Activity Type	Subecipient
Shelter	MIAMI DADE COUNTY
Homeless Prevention	MIAMI DADE COUNTY



U.S. Department of Housing and Urban Development
Office of Community Planning and Development
Integrated Disbursement and Information System
PR91 - ESG Financial Summary
MIAMI DADE COUNTY, FL
2012

DATE: 03-07-14
TIME: 8:47
PAGE: 6

ESG Program Level Summary


Grant Number	Total Grant Amount	Total Funds Committed	Total Funds Available to Commit	% of Grant Funds Not Committed	Grant Funds Drawn	% of Grant Funds Drawn	Available to Draw	% Remaining to Draw
E12UC120003	\$1,410,257.00	\$1,410,257.00	\$0.00	0.00%	\$1,360,791.65	96.49%	\$49,465.35	3.51%

ESG Program Components

Activity Type	Total Committed to Activities	% of Grant Committed	Drawn Amount	% of Grant Drawn
Street Outreach	\$0.00	0.00%	\$0.00	0.00%
Shelter	\$788,826.00	55.93%	\$760,210.67	53.91%
Homeless Prevention	\$621,431.00	44.07%	\$600,580.98	42.59%
Rapid Re-Housing	\$0.00	0.00%	\$0.00	0.00%
Data Collection (HMIS)	\$0.00	0.00%	\$0.00	0.00%
Administration	\$0.00	0.00%	\$0.00	0.00%
Funds Not Committed	\$0.00	0.00%	\$0.00	0.00%
Funds Remaining to Draw	\$0.00	0.00%	\$49,465.35	3.51%
Total	\$1,410,257.00	100.00%	\$1,410,257.00	100.00%

Funds Committed

Homeless Prevention
44.07%

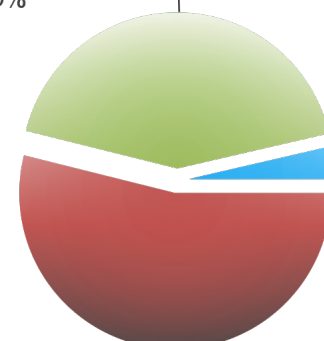


Shelter
55.93%

■ Street Outreach ■ Shelter ■ Homeless Prevention ■ Rapid Re-Housing
■ Data Collection (HMIS) ■ Administration ■ Funds Not Committed ■ Funds Remaining to Draw

Funds Drawn

Homeless Prevention
42.59%



Shelter
53.91%

Funds Remaining to Draw
3.51%

■ Street Outreach ■ Shelter ■ Homeless Prevention ■ Rapid Re-Housing
■ Data Collection (HMIS) ■ Administration ■ Funds Not Committed ■ Funds Remaining to Draw



U.S. Department of Housing and Urban Development
Office of Community Planning and Development
Integrated Disbursement and Information System
PR91 - ESG Financial Summary
MIAMI DADE COUNTY, FL
2012

DATE: 03-07-14
TIME: 8:47
PAGE: 7

24-Month Grant Expenditure Deadline

All of the recipient's grant must be expended for eligible activity costs within 24 months after the date HUD signs the grant agreement with the recipient. Expenditure means either an actual cash disbursement for a direct charge for a good or service or an indirect cost or the accrual of a direct charge for a good or service or an indirect cost. This report uses draws in IDIS to measure expenditures. HUD allocated Fiscal Year 2011 ESG funds in two allocations. For FY2011, this Obligation Date is the date of the first allocation. This report does not list the Obligation Date, does not calculate the Expenditure Deadline, and does not track the Days Remaining for the FY 2011 second allocation.

Grant Amount: \$1,410,257.00

Grant Number	Draws to Date	HUD Obligation Date	Expenditure Deadline	Days Remaining to Meet Requirement Date	Expenditures Required
E12UC120003	\$1,360,791.65	09/11/2012	09/11/2014	188	\$49,465.35

60% Cap on Emergency Shelter and Street Outreach

The cap refers to the total amount of the recipient's fiscal year grant, allowed for emergency shelter and street outreach activities, is capped at 60 percent. This amount cannot exceed the greater of: (1) 60% of the overall grant for the year; or, (2) the amount of Fiscal Year 2010 ESG funds committed for homeless assistance activities.

Amount Committed to Shelter	Amount Committed to Street Outreach	Total Amount Committed to Shelter and Street Outreach	% Committed to Shelter and Street Outreach	2010 Funds Committed to Homeless Assistance Activities	Total Drawn for Shelter and Street Outreach	% Drawn for Shelter and Street Outreach
\$788,826.00	\$0.00	\$788,826.00	55.93%		\$760,210.67	53.91%

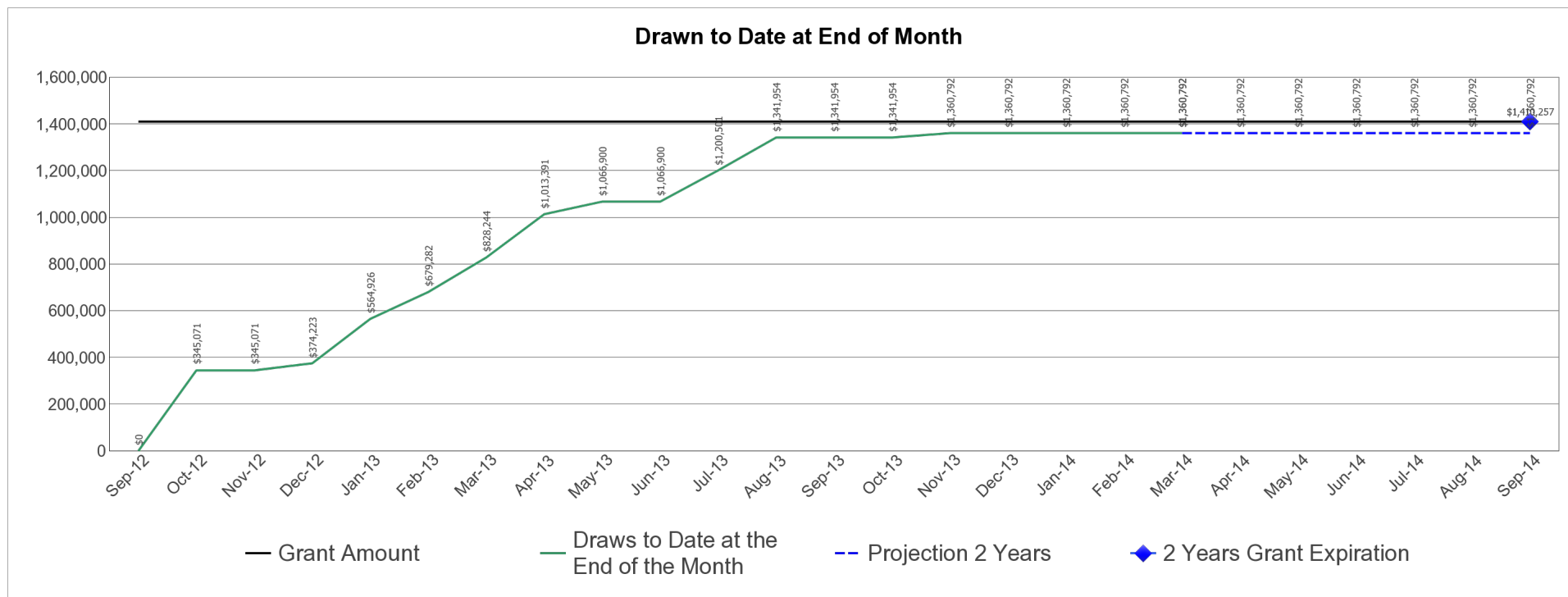


U.S. Department of Housing and Urban Development
Office of Community Planning and Development
Integrated Disbursement and Information System
PR91 - ESG Financial Summary
MIAMI DADE COUNTY, FL
2012

DATE: 03-07-14
TIME: 8:47
PAGE: 8

ESG Draws By Month (at the total grant level):

Grant Amount: 1,410,257.00



ESG Draws By Quarter (at the total grant level):

Quarter End Date	Draws for the Quarter	Draws to Date at the End of the Quarter	% Drawn for the Quarter	% Drawn to Date at End of Quarter
09/30/2012	\$0.00	\$0.00	0.00%	0.00%
12/31/2012	\$374,223.07	\$374,223.07	26.54%	26.54%
03/31/2013	\$454,021.09	\$828,244.16	32.19%	58.73%
06/30/2013	\$238,655.86	\$1,066,900.02	16.92%	75.65%
09/30/2013	\$275,054.22	\$1,341,954.24	19.50%	95.16%
12/31/2013	\$18,837.41	\$1,360,791.65	1.34%	96.49%
03/31/2014	\$0.00	\$1,360,791.65	0.00%	96.49%



U.S. Department of Housing and Urban Development
Office of Community Planning and Development
Integrated Disbursement and Information System
PR91 - ESG Financial Summary
MIAMI DADE COUNTY, FL
2012

DATE: 03-07-14
TIME: 8:47
PAGE: 9

ESG Subrecipient Commitments and Draws by Activity Category :

Subrecipient	Activity Type	Committed	Drawn
MIAMI DADE COUNTY	Shelter	\$788,826.00	\$760,210.67
	Homeless Prevention	\$621,431.00	\$600,580.98
	Total	\$1,410,257.00	\$1,360,791.65
	Total Remaining to be Drawn		\$49,465.35
	Percentage Remaining to be Drawn		3.51%



U.S. Department of Housing and Urban Development
Office of Community Planning and Development
Integrated Disbursement and Information System
PR91 - ESG Financial Summary
MIAMI DADE COUNTY, FL
2012

DATE: 03-07-14
TIME: 8:47
PAGE: 10

ESG Subrecipients by Activity Category

Activity Type	Subecipient
Shelter	MIAMI DADE COUNTY
Homeless Prevention	MIAMI DADE COUNTY



U.S. Department of Housing and Urban Development
Office of Community Planning and Development
Integrated Disbursement and Information System
PR91 - ESG Financial Summary
MIAMI DADE COUNTY, FL
2013

DATE: 03-07-14
TIME: 8:47
PAGE: 11

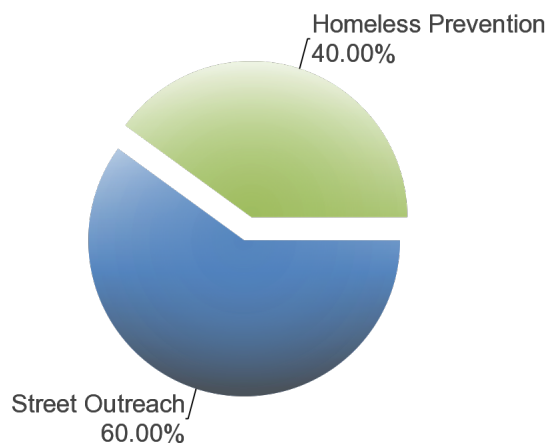
ESG Program Level Summary

Grant Number	Total Grant Amount	Total Funds Committed	Total Funds Available to Commit	% of Grant Funds Not Committed	Grant Funds Drawn	% of Grant Funds Drawn	Available to Draw	% Remaining to Draw
E13UC120003	\$774,117.00	\$774,117.00	\$0.00	0.00%	\$545,062.85	70.41%	\$229,054.15	29.59%

ESG Program Components

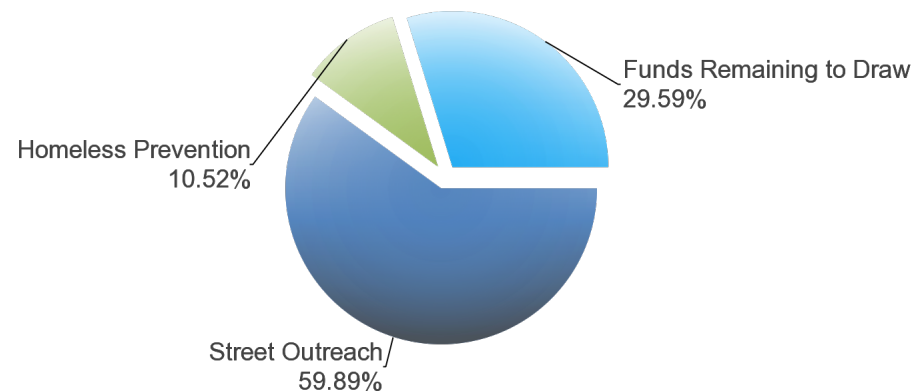
Activity Type	Total Committed to Activities	% of Grant Committed	Drawn Amount	% of Grant Drawn
Street Outreach	\$464,470.00	60.00%	\$463,632.16	59.89%
Shelter	\$0.00	0.00%	\$0.00	0.00%
Homeless Prevention	\$309,647.00	40.00%	\$81,430.69	10.52%
Rapid Re-Housing	\$0.00	0.00%	\$0.00	0.00%
Data Collection (HMIS)	\$0.00	0.00%	\$0.00	0.00%
Administration	\$0.00	0.00%	\$0.00	0.00%
Funds Not Committed	\$0.00	0.00%	\$0.00	0.00%
Funds Remaining to Draw	\$0.00	0.00%	\$229,054.15	29.59%
Total	\$774,117.00	100.00%	\$774,117.00	100.00%

Funds Committed



■ Street Outreach
 ■ Shelter
 ■ Homeless Prevention
 ■ Rapid Re-Housing
■ Data Collection (HMIS)
■ Administration
■ Funds Not Committed
■ Funds Remaining to Draw

Funds Drawn



■ Street Outreach
 ■ Shelter
 ■ Homeless Prevention
 ■ Rapid Re-Housing
■ Data Collection (HMIS)
■ Administration
■ Funds Not Committed
■ Funds Remaining to Draw



U.S. Department of Housing and Urban Development
Office of Community Planning and Development
Integrated Disbursement and Information System
PR91 - ESG Financial Summary
MIAMI DADE COUNTY, FL
2013

DATE: 03-07-14
TIME: 8:47
PAGE: 12

24-Month Grant Expenditure Deadline

All of the recipient's grant must be expended for eligible activity costs within 24 months after the date HUD signs the grant agreement with the recipient. Expenditure means either an actual cash disbursement for a direct charge for a good or service or an indirect cost or the accrual of a direct charge for a good or service or an indirect cost. This report uses draws in IDIS to measure expenditures. HUD allocated Fiscal Year 2011 ESG funds in two allocations. For FY2011, this Obligation Date is the date of the first allocation. This report does not list the Obligation Date, does not calculate the Expenditure Deadline, and does not track the Days Remaining for the FY 2011 second allocation.

Grant Amount: \$774,117.00

Grant Number	Draws to Date	HUD Obligation Date	Expenditure Deadline	Days Remaining to Meet Requirement Date	Expenditures Required
E13UC120003	\$545,062.85	08/05/2013	08/05/2015	516	\$229,054.15

60% Cap on Emergency Shelter and Street Outreach

The cap refers to the total amount of the recipient's fiscal year grant, allowed for emergency shelter and street outreach activities, is capped at 60 percent. This amount cannot exceed the greater of: (1) 60% of the overall grant for the year; or, (2) the amount of Fiscal Year 2010 ESG funds committed for homeless assistance activities.

Amount Committed to Shelter	Amount Committed to Street Outreach	Total Amount Committed to Shelter and Street Outreach	% Committed to Shelter and Street Outreach	2010 Funds Committed to Homeless Assistance Activities	Total Drawn for Shelter and Street Outreach	% Drawn for Shelter and Street Outreach
\$0.00	\$464,470.00	\$464,470.00	60.00%		\$463,632.16	59.89%

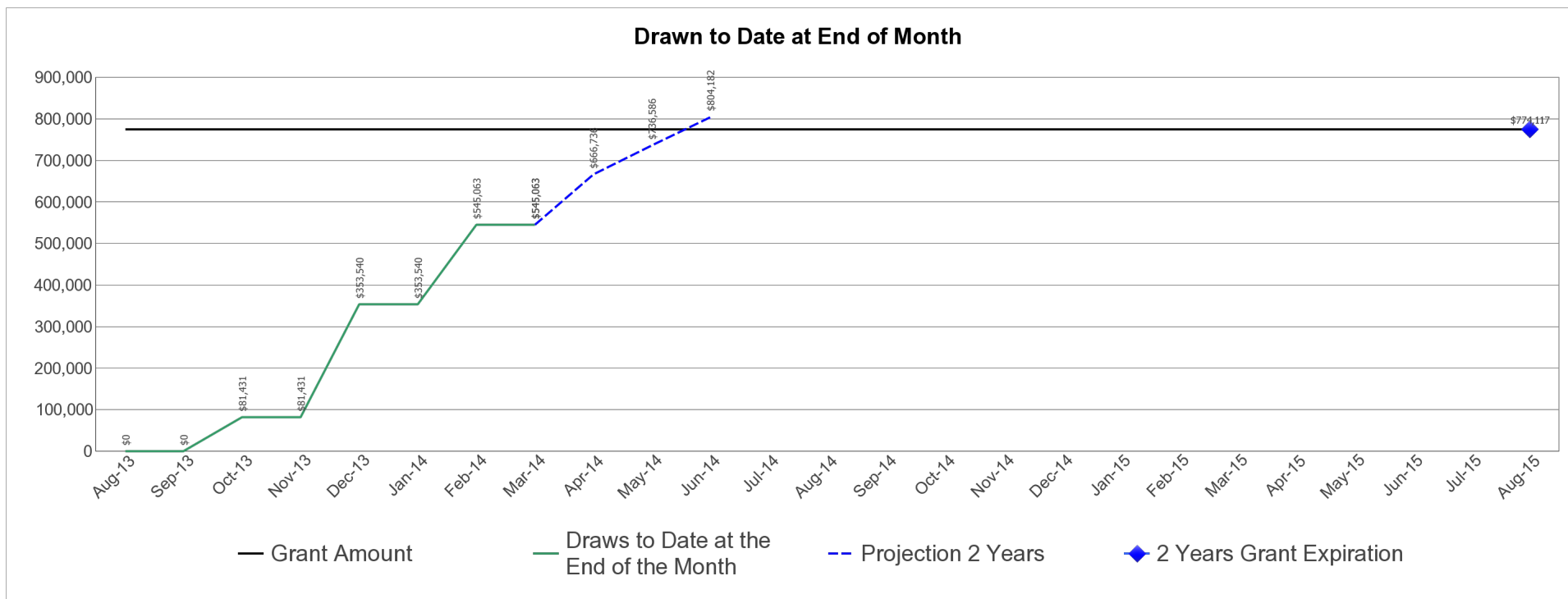


U.S. Department of Housing and Urban Development
Office of Community Planning and Development
Integrated Disbursement and Information System
PR91 - ESG Financial Summary
MIAMI DADE COUNTY, FL
2013

DATE: 03-07-14
TIME: 8:47
PAGE: 13

ESG Draws By Month (at the total grant level):

Grant Amount: 774,117.00



ESG Draws By Quarter (at the total grant level):

Quarter End Date	Draws for the Quarter	Draws to Date at the End of the Quarter	% Drawn for the Quarter	% Drawn to Date at End of Quarter
09/30/2013	\$0.00	\$0.00	0.00%	0.00%
12/31/2013	\$353,539.98	\$353,539.98	45.67%	45.67%
03/31/2014	\$191,522.87	\$545,062.85	24.74%	70.41%



U.S. Department of Housing and Urban Development
Office of Community Planning and Development
Integrated Disbursement and Information System
PR91 - ESG Financial Summary
MIAMI DADE COUNTY, FL
2013

DATE: 03-07-14
TIME: 8:47
PAGE: 14

ESG Subrecipient Commitments and Draws by Activity Category :

Subrecipient	Activity Type	Committed	Drawn
MIAMI DADE COUNTY	Street Outreach	\$464,470.00	\$463,632.16
	Homeless Prevention	\$309,647.00	\$81,430.69
	Total	\$774,117.00	\$545,062.85
	Total Remaining to be Drawn		\$229,054.15
	Percentage Remaining to be Drawn		29.59%



U.S. Department of Housing and Urban Development
Office of Community Planning and Development
Integrated Disbursement and Information System
PR91 - ESG Financial Summary
MIAMI DADE COUNTY, FL
2013

DATE: 03-07-14
TIME: 8:47
PAGE: 15

ESG Subrecipients by Activity Category

Activity Type	Subrecipient
Street Outreach	MIAMI DADE COUNTY
Homeless Prevention	MIAMI DADE COUNTY