



Miami-Dade County
Corrections and Rehabilitation Department
Daily Jail Population Statistics
 Data for: **Tuesday, May 22, 2018**



Director Daniel Junior (786) 263-6010

Mayor Carlos A. Gimenez

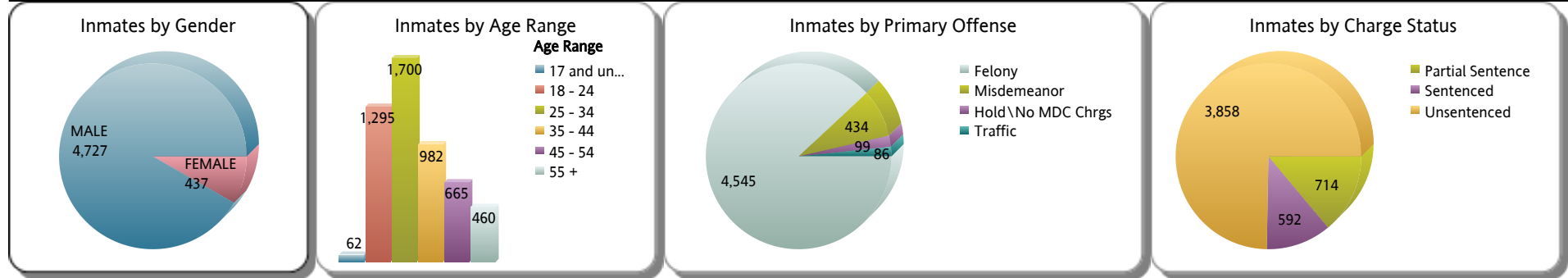
In Facilities Inmate Population: 4,273

Outside Facilities Inmate Population: 891

Total Inmates Supervised: 5,164

Booked Count for May 22, 2018: 147

Released Count for May 22, 2018: 175



Average Daily Population (ADP) Over the Last 180 Days: 1,657

Average Length of Stay (ALOS) Over the Last 180 Days: 14.43

Top 12 Inmates with the Longest Length of Stay (In Days)

LOS	JAIL NUMBER	LAST NAME	FIRST NAME	RACE	GENDER	HIGHEST OFFENSE
4,852	050010740	MANGHAM	DANYAN	B	M	MURDER 1ST DEGREE
4,787	050030384	MOSES	ALTON	B	M	MURDER 1ST DEGREE
4,787	050030386	WRIGHT	SAMUEL	B	M	MURDER 1ST DEGREE
4,758	050039303	HOLMES	DERRICK	B	M	MURDER 1ST DEGREE
4,478	060013544	LAWSON	LARRY	B	M	MURDER 1ST DEGREE
4,212	060095812	CONDELL	SEAN	B	M	MURDER 1ST DEGREE
4,212	060095811	SAMUELS	RAYON	B	M	MURDER 2ND DEG/WEAP
4,212	060095858	LEE	BJON	B	M	MURDER/PREMED/ATT/FA
4,212	060095857	LEWIS	DAMIAN	B	M	MURDER 2ND DEG/WEAP
4,210	060096559	ESTACHE	JOSE	B	M	MURDER 1ST DEGREE
4,066	070029579	SULET	LEMAY	W	M	MURDER 1ST DEGREE
3,877	070088205	JEAN-MARIE	FRANTZY	B	M	MURDER 1ST DEGREE
3,877	070088206	CHARLES	JOHNNY	B	M	MURDER 1ST DEGREE

Length of Stay in Years/Months for Inmates Under Supervision

LOS in Years/Months	# of Inmates
LOS > 4 years	97
LOS > 3 years and LOS <= 4 years	81
LOS > 2 years and LOS <= 3 years	237
LOS > 18 months and LOS <= 24 months	236
LOS > 12 months and LOS <= 18 months	443
LOS > 9 months and LOS <= 12 months	371
LOS > 6 months and LOS <= 9 months	503
LOS > 3 months and LOS <= 6 months	800
LOS > 2 months and LOS <= 3 months	475
LOS > 1 month and LOS <= 2 months	598
LOS <= 1 month	1,323
Total:	5,164



Miami-Dade County
Corrections and Rehabilitation Department
Daily Jail Population Statistics
 Data for: **Tuesday, May 22, 2018**



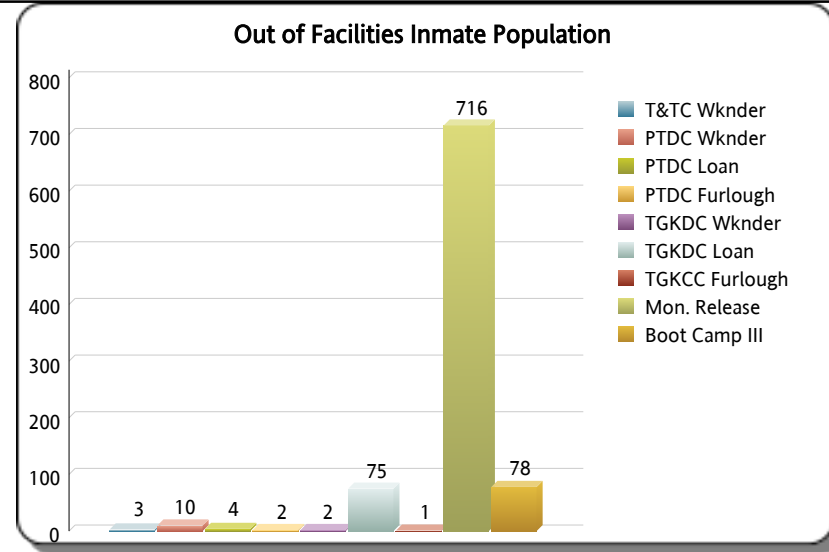
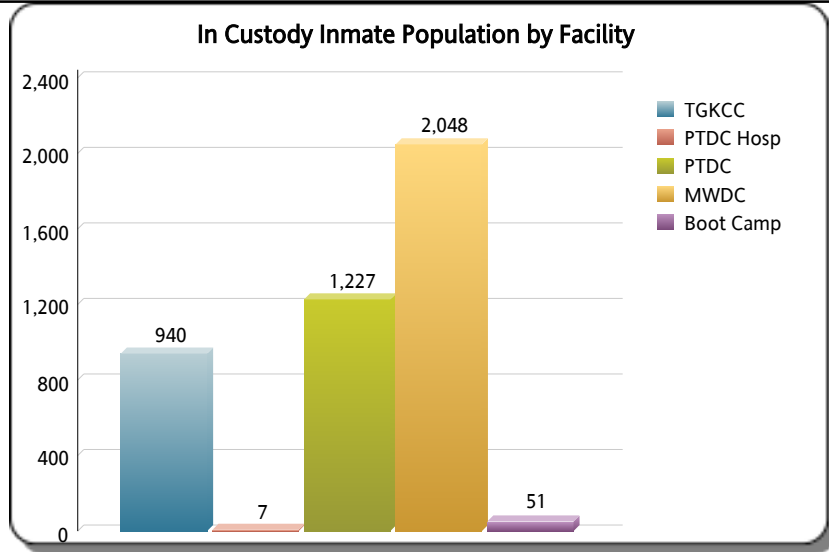
Director Daniel Junior (786) 263-6010

Mayor Carlos A. Gimenez

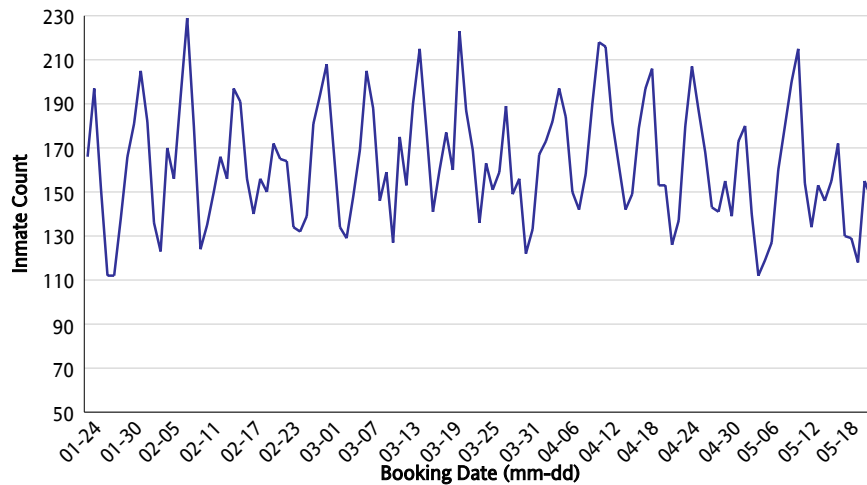
In Facilities Inmate Population: 4,273
Booked Count for May 22, 2018: 147

Outside Facilities Inmate Population: 891

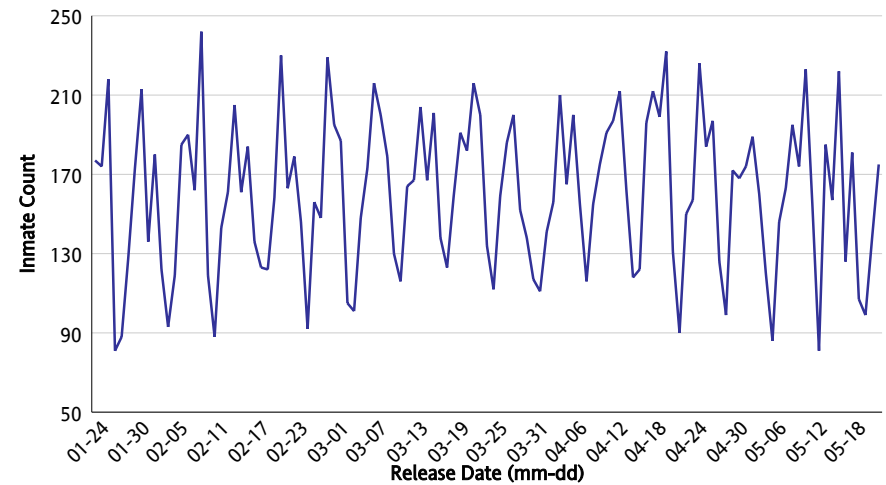
Total Inmates Supervised: 5,164
Released Count for May 22, 2018: 175



Daily Bookings for the Past 4 Months



Daily Releases for the Past 4 Months





Miami-Dade County
Corrections and Rehabilitation Department
Daily Jail Population Statistics
Data for: Tuesday, May 22, 2018



Director Daniel Junior (786) 263-6010

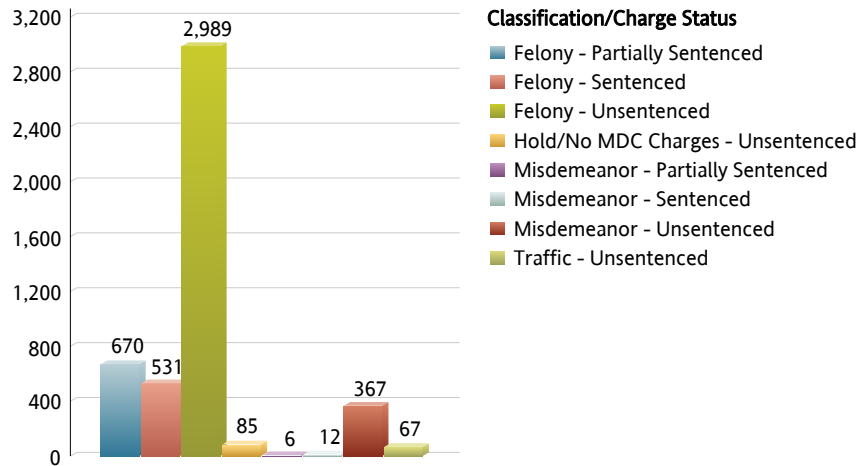
Mayor Carlos A. Gimenez

In Facilities Inmate Population: 4,273
Booked Count for May 22, 2018: 147

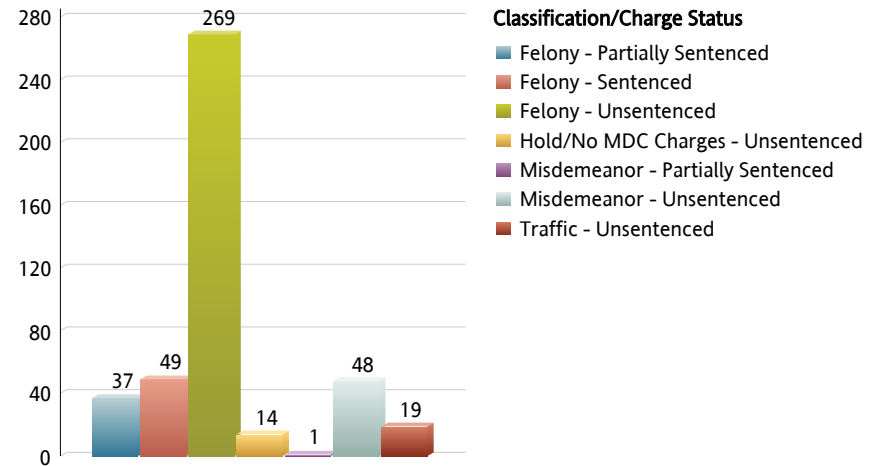
Outside Facilities Inmate Population: 891

Total Inmates Supervised: 5,164
Released Count for May 22, 2018: 175

Men: 4,727 92%



Women: 437 8%



Demographics based on Arrest Affidavit Information			
	Female	Male	Totals
Hispanic	126	1,363	1,489
Non-Hispanic	193	2,158	2,351
Unknown	118	1,206	1,324
Totals:	437	4,727	5,164

Race based on Arrest Affidavit information			
	Female	Male	Totals
American Indian	1	3	4
Asian	0	4	4
Black	204	2,638	2,842
Unknown	0	5	5
White	232	2,077	2,309
Totals:	437	4,727	5,164