

# Moving to a New Normal Dashboard

---

September 27, 2020




# Daily Summary

## Moving to a New Normal Dashboard Summary

**1) Downward trajectory of documented cases within a 14-day period**

As of : **09/27/2020**

New Reported Positives: **280**

Trend: 

**2) 14 consecutive days where positive test rate is below 10% on average**

Daily Positive Rate: 4.26%

14-day Average: 4.40%

Cumulative Positive Rate: 18.51%

Total Positives: 168,316

Total People Tested: 909,276

JHS Positive Rate: 4%

**3) 30% Total and ICU Bed Capacity Available\***

As of : **09/27/2020**

COVID non-ICU Admissions: 226

Available non-ICU beds: 5,372

COVID ICU Admissions: 116

Available ICU beds: 975

**4) Miami-Dade Fire Rescue COVID Calls**

Calls for: **09/26/2020**

Suspected COVID-19 Calls: 52

5-day Average: 49

**5) Plan in place to monitor and manage hospital capacity and vulnerable**

*In Progress*

**6) Lab Turnaround Time Reported by FDOH**

Cases Reported on: **09/24/2020**

less than 3 days: 96.51%

other: 3.49%

**7) Countywide contact tracing program with a target headcount of 100 tracers by May 31**

*Complete. As of 7/30, there are 350 contact tracers in place*

**8) Sector safety guidelines developed and communicated**

*In Progress*

**9) Plan in place to open public transit that protects workers and commuters**

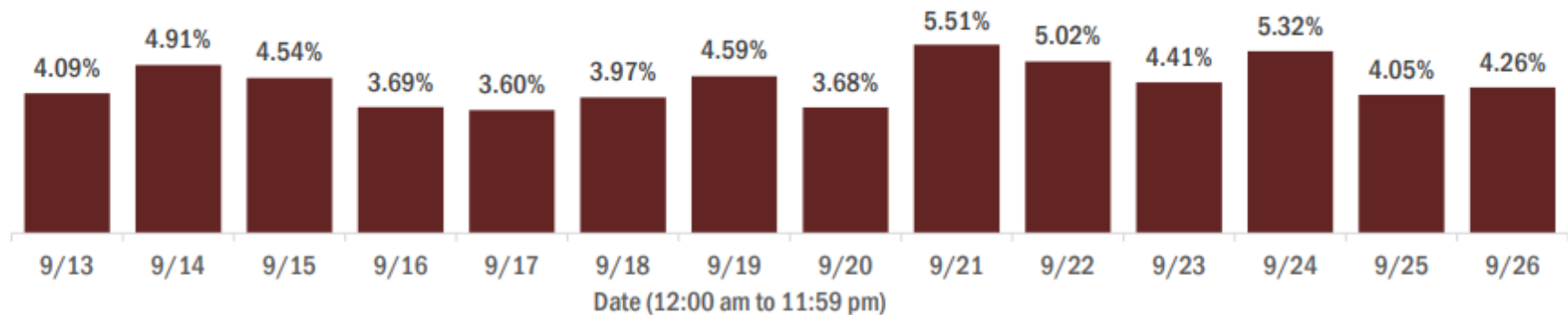
*In Progress*

*\* Percentage represents the number of COVID positive patients utilizing hospital beds; does not include the 1,219 acute care and ICU beds that may be converted*

# COVID-19 Daily Positive Rate

## Percent positivity for new cases in Florida residents

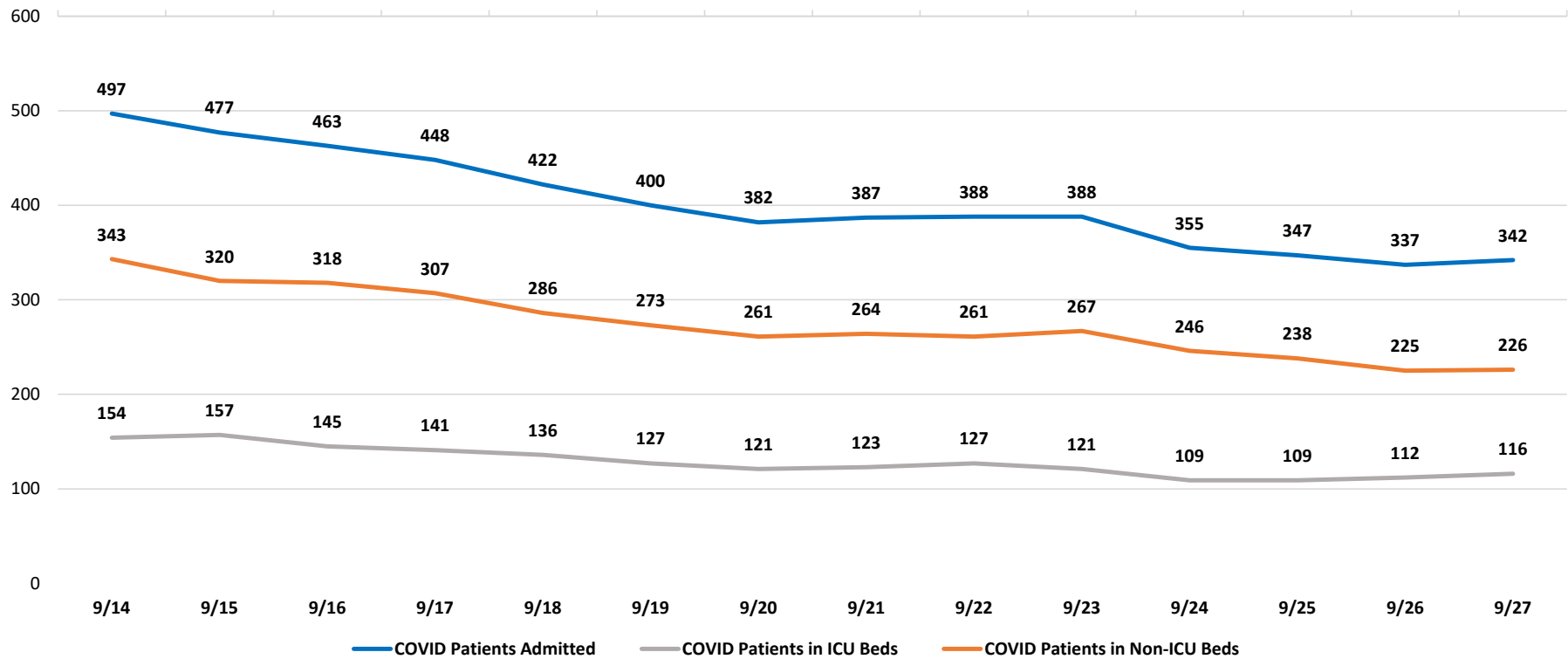
These counts include the number of Florida residents for whom the department received PCR or antigen laboratory results by day. This percent is the number of people who test positive for the first time divided by all the people tested that day, excluding people who have previously tested positive.



**14-day average: 4.40%**

# COVID-19 Admitted Patients

## COVID Patients Admitted



Data Source: Self-reported by hospitals as required by Emergency Order 18-20

**DAILY COVID-19 HOSPITAL STATISTICAL REPORT**

as of: 09/27/2020 12:21

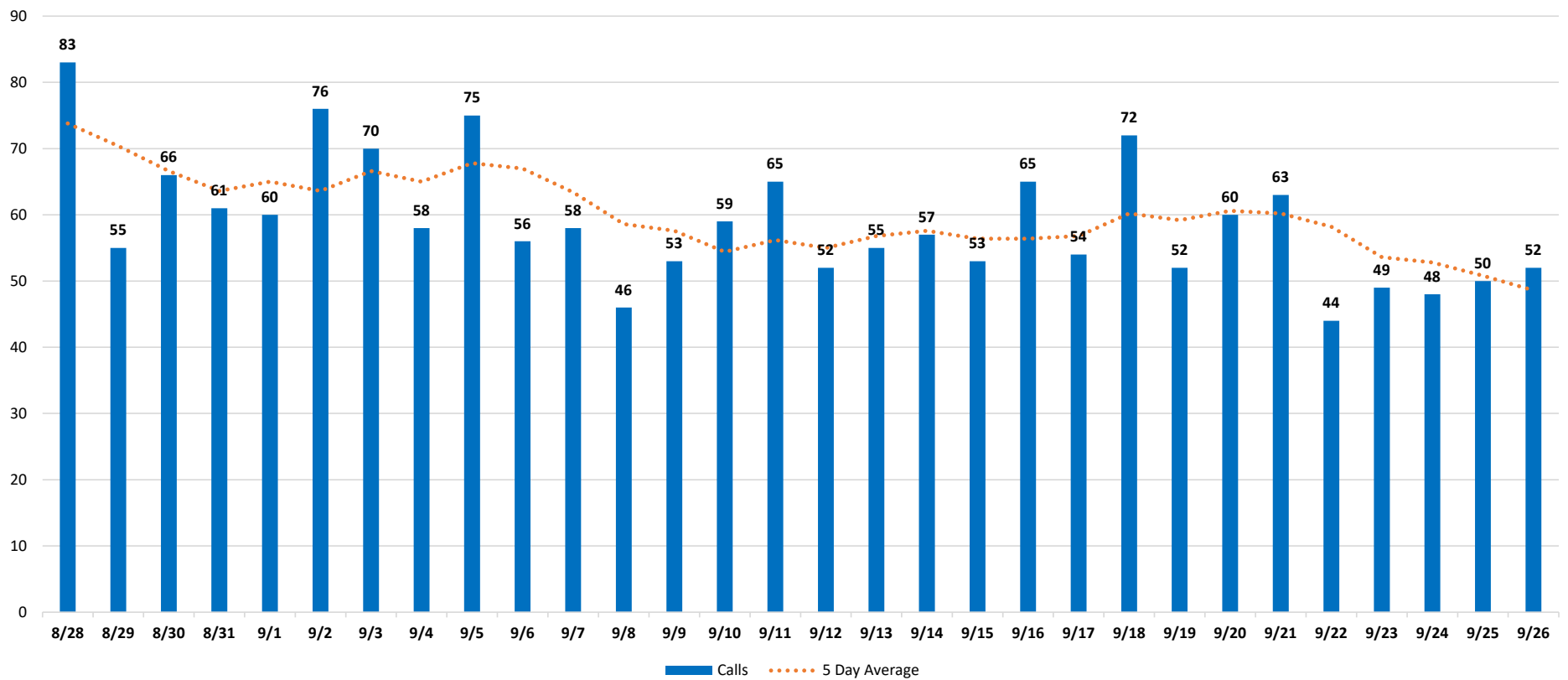
	09/14/2020	09/15/2020	09/16/2020	09/17/2020	09/18/2020	09/19/2020	09/20/2020	09/21/2020	09/22/2020	09/23/2020	09/24/2020	09/25/2020	09/26/2020	09/27/2020
<b>Available Beds</b>														
Acute Care Beds	5,365	5,363	5,362	5,361	5,362	5,363	5,364	5,372	5,381	5,373	5,375	5,372	5,372	5,372
Beds that may be converted to Acute Care Beds	744	741	741	740	739	734	734	741	743	744	747	747	742	742
ICU Beds	989	988	985	983	984	984	984	977	977	976	975	975	975	975
Beds that may be converted to ICU Beds	479	476	476	474	476	476	477	478	476	475	481	477	477	477
<b>Ventilators</b>														
Ventilators available for deployment	926	910	906	922	928	956	955	942	940	966	964	959	983	988
Ventilators on standby	141	142	148	146	140	134	139	132	133	138	144	139	150	152
Respirators/Anesthesia Machines that maybe converted to Ventilators	440	439	438	441	441	441	439	440	441	439	441	441	441	439
<b>COVID-19 Cases</b>														
COVID Patients Admitted	497	477	463	448	422	400	382	387	388	388	355	347	337	342
COVID Patients in ICU Beds	154	157	145	141	136	127	121	123	127	121	109	109	112	116
COVID Patients in Non-ICU Beds	343	320	318	307	286	273	261	264	261	267	246	238	225	226
COVID Patients on ventilators	125	124	118	112	106	98	97	97	89	90	80	74	67	67
<b>COVID-19 Patients</b>														
New COVID Patients	34	54	60	43	49	45	39	28	44	31	41	34	41	33
COVID Patients Discharged	40	66	70	78	78	63	52	29	58	58	65	56	57	36

\*This data has been collected and compiled based on Emergency Order 18-20, as of the time noted. The information is submitted by the respective facilities and has not been audited.

\*\* As certain data points are clarified, information reported for prior periods may change

# Miami-Dade Fire Rescue Calls

## MDFR Suspected COVID-19 Calls

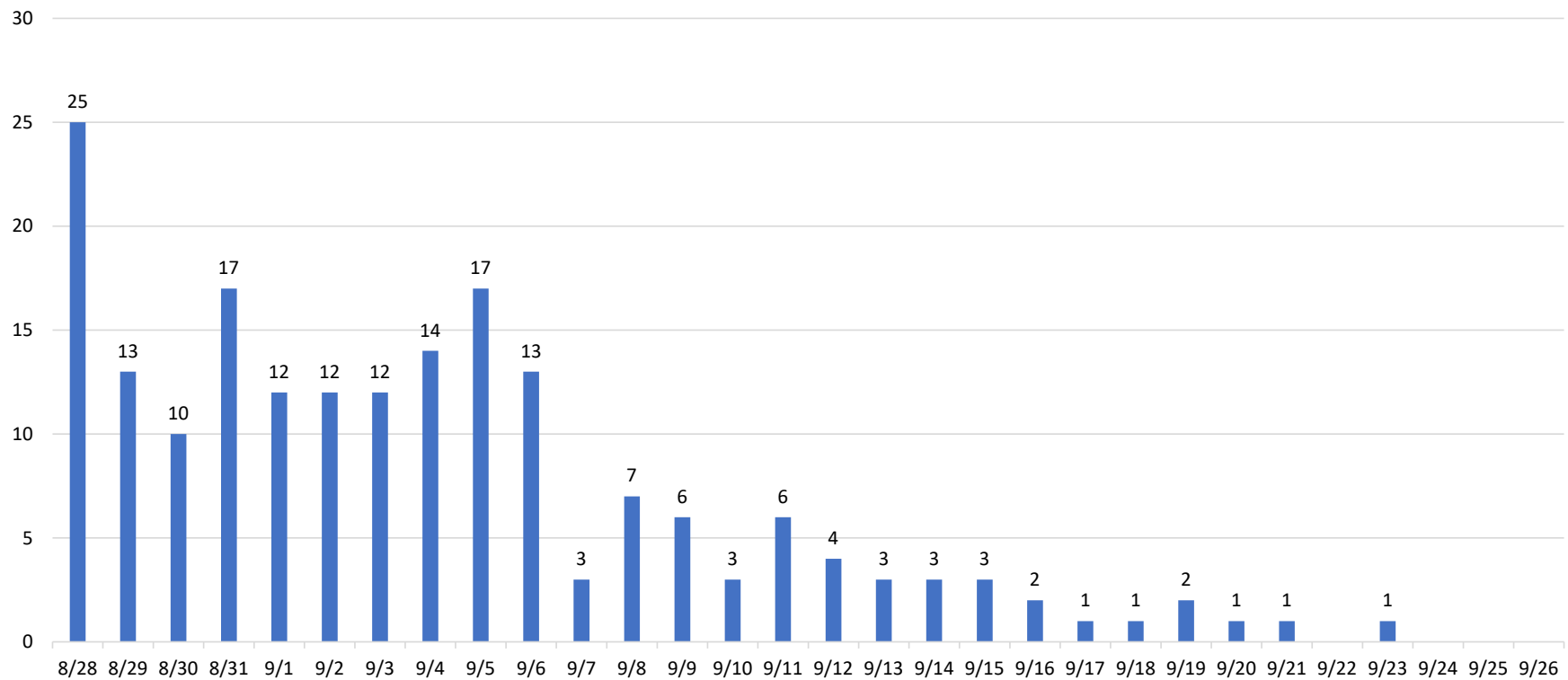


Data Source: Miami-Dade Fire Rescue

# Deaths by Day

Florida Department of Health through September 26

FDOH Deaths by Day



**An August 15th decision by the Florida Medical Examiner Commission determined that "treating physicians may certify COVID-19 deaths" so long as certain conditions are met. While this decision will expedite such process, it will result in the County's ME reporting and certifying a lower number of deaths. The information shown above is based on figures provided by the Florida Department of Health.**

Data Source: Florida Department of Health