

# Moving to a New Normal Dashboard

---

September 30, 2020




# Daily Summary

## Moving to a New Normal Dashboard Summary

### 1) Downward trajectory of documented cases within a 14-day period

As of: **9/30/2020**

New Reported Positives: **352**

Trend: 

### 2) 14 consecutive days where positive test rate is below 10% on average

Daily Positive Rate: 4.80%

14-day Average: 4.46%

Cumulative Positive Rate: 18.48%

Total Positives: 169,277

Total People Tested: 916,232

JHS Positive Rate: 4%

### 3) 30% Total and ICU Bed Capacity Available\*

As of: **9/30/2020**

COVID non-ICU Admissions: 224

Available non-ICU beds: 5,369

COVID ICU Admissions: 116

Available ICU beds: 976

### 4) Miami-Dade Fire Rescue COVID Calls

Calls for: **9/29/2020**

Suspected COVID-19 Calls: 41

5-day Average: 47

### 5) Plan in place to monitor and manage hospital capacity and vulnerable

*In Progress*

### 6) Lab Turnaround Time Reported by FDOH

Cases Reported on: **9/29/2020**

less than 3 days: 90.08%

4-7 days: 9.50%

7 or more days: 0.42%

### 7) Countywide contact tracing program with a target headcount of 100 tracers by May 31

*Complete. As of 7/30, there are 350 contact tracers in place*

### 8) Sector safety guidelines developed and communicated

*In Progress*

### 9) Plan in place to open public transit that protects workers and commuters

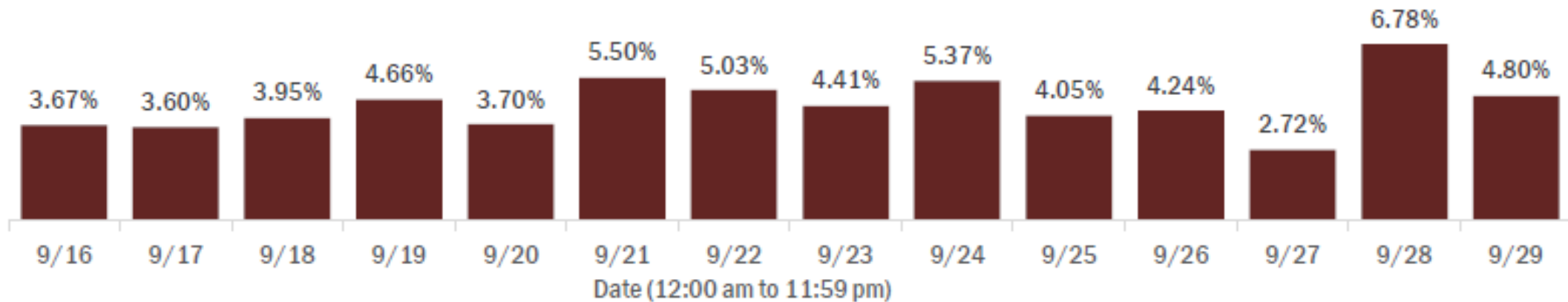
*In Progress*

*\* Percentage represents the number of COVID positive patients utilizing hospital beds; does not include the 1,221 acute care and ICU beds that may be converted*

# COVID-19 Daily Positive Rate

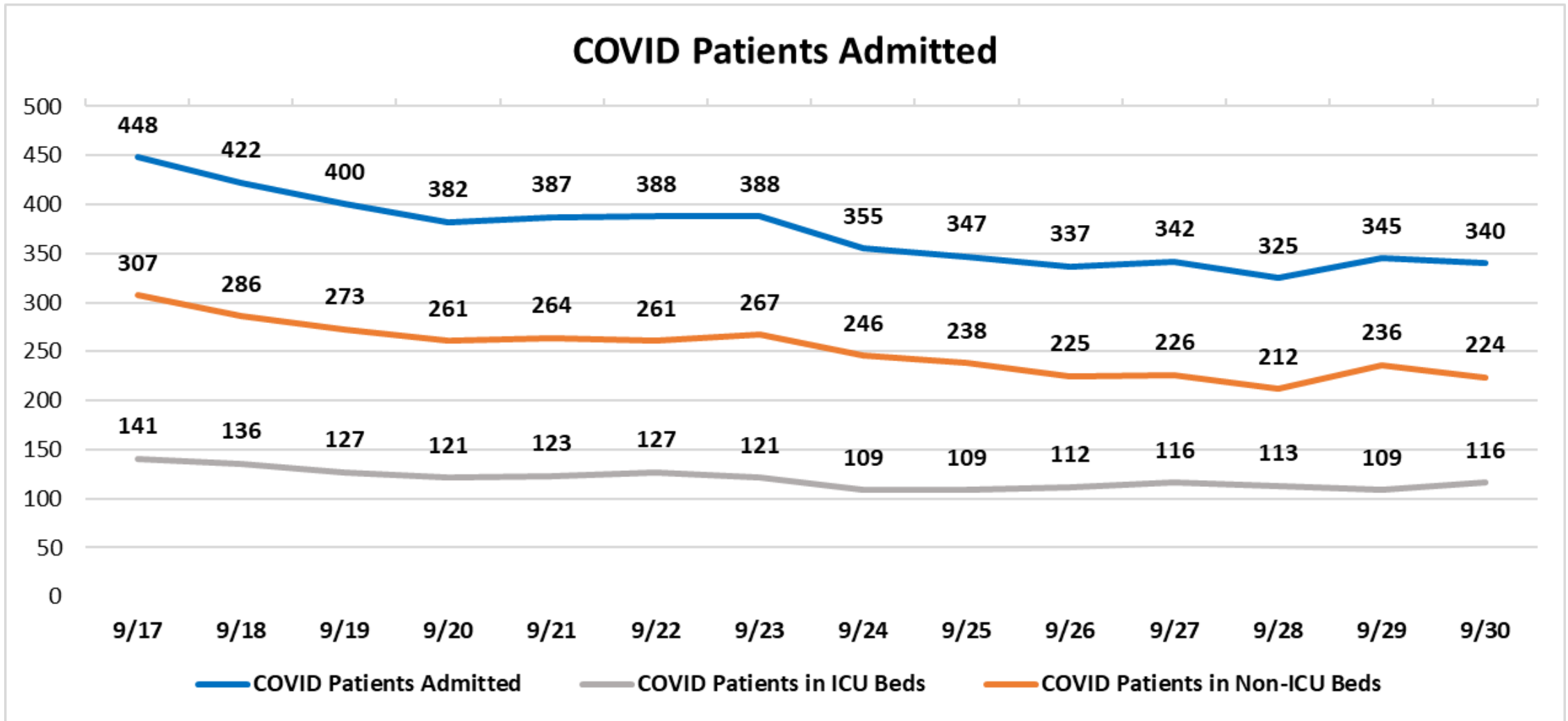
## Percent positivity for new cases in Florida residents

These counts include the number of Florida residents for whom the department received PCR or antigen laboratory results by day. This percent is the number of people who test positive for the first time divided by all the people tested that day, excluding people who have previously tested positive.



**14-day average: 4.46%**

# COVID-19 Admitted Patients



**DAILY COVID-19 HOSPITAL STATISTICAL REPORT**

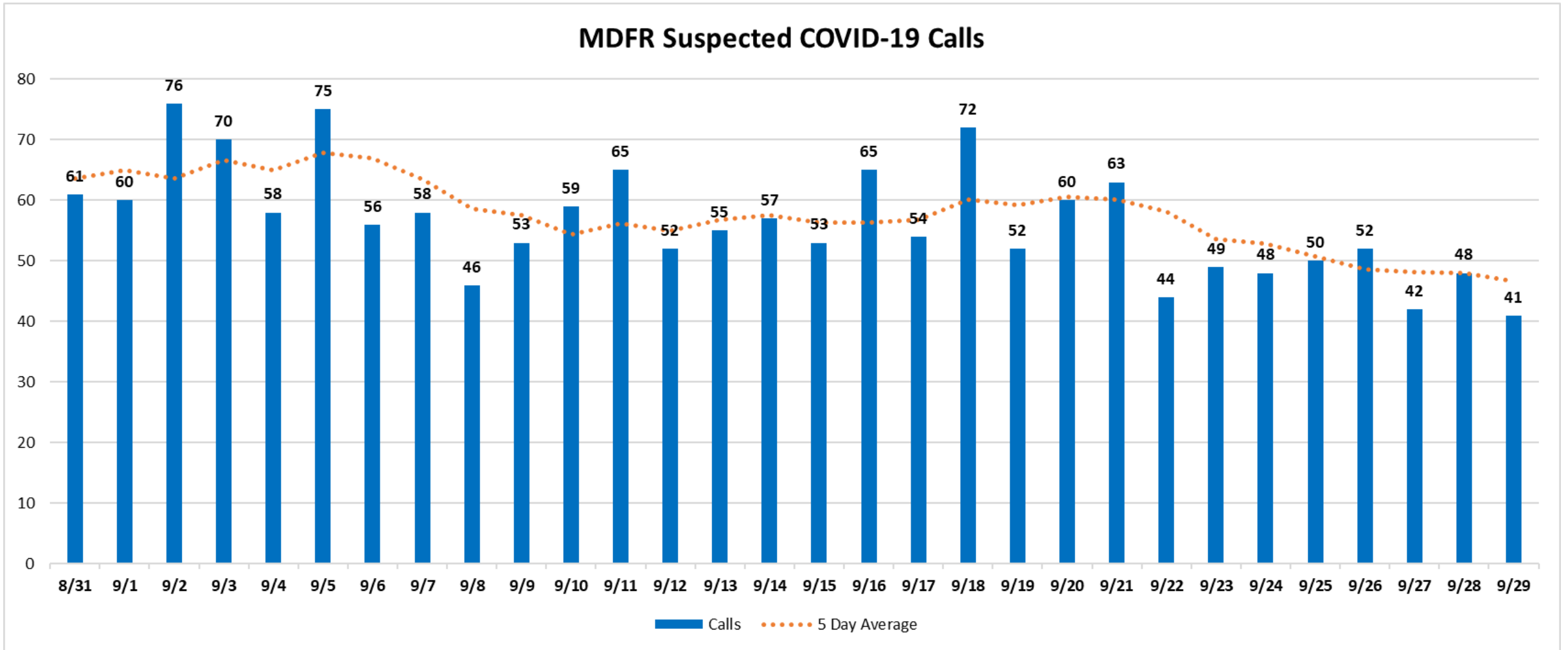
as of: 9/30/2020 11:54

	9/17/2020	9/18/2020	9/19/2020	9/20/2020	9/21/2020	9/22/2020	9/23/2020	9/24/2020	9/25/2020	9/26/2020	9/27/2020	9/28/2020	9/29/2020	9/30/2020
<b>Available Beds</b>														
Acute Care Beds	5,361	5,362	5,363	5,364	5,372	5,381	5,373	5,375	5,372	5,372	5,372	5,373	5,366	5,369
Beds that may be converted to Acute Care Beds	740	739	734	734	741	743	744	747	747	742	742	744	740	744
ICU Beds	983	984	984	984	977	977	976	975	975	975	975	978	976	976
Beds that may be converted to ICU Beds	474	476	476	477	478	476	475	481	477	477	477	480	480	477
<b>Ventilators</b>														
Ventilators available for deployment	922	928	956	955	942	940	966	964	959	983	988	972	924	930
Ventilators on standby	146	140	134	139	132	133	138	144	139	150	152	145	142	144
Respirators/Anesthesia Machines that maybe converted to Ventilators	441	441	441	439	440	441	439	441	441	441	439	439	440	439
<b>COVID-19 Cases</b>														
COVID Patients Admitted	448	422	400	382	387	388	388	355	347	337	342	321	341	340
COVID Patients in ICU Beds	141	136	127	121	123	127	121	109	109	112	116	113	110	116
COVID Patients in Non-ICU Beds	307	286	273	261	264	261	267	246	238	225	226	214	236	224
COVID Patients on ventilators	112	106	98	97	97	89	90	80	74	67	67	69	66	66
<b>COVID-19 Patients</b>														
New COVID Patients	43	49	45	39	28	44	31	41	34	41	33	29	46	41
COVID Patients Discharged	78	78	63	52	29	58	58	65	56	57	36	34	45	57

\*This data has been collected and compiled based on Emergency Order 18-20, as of the time noted. The information is submitted by the respective facilities and has not been audited.

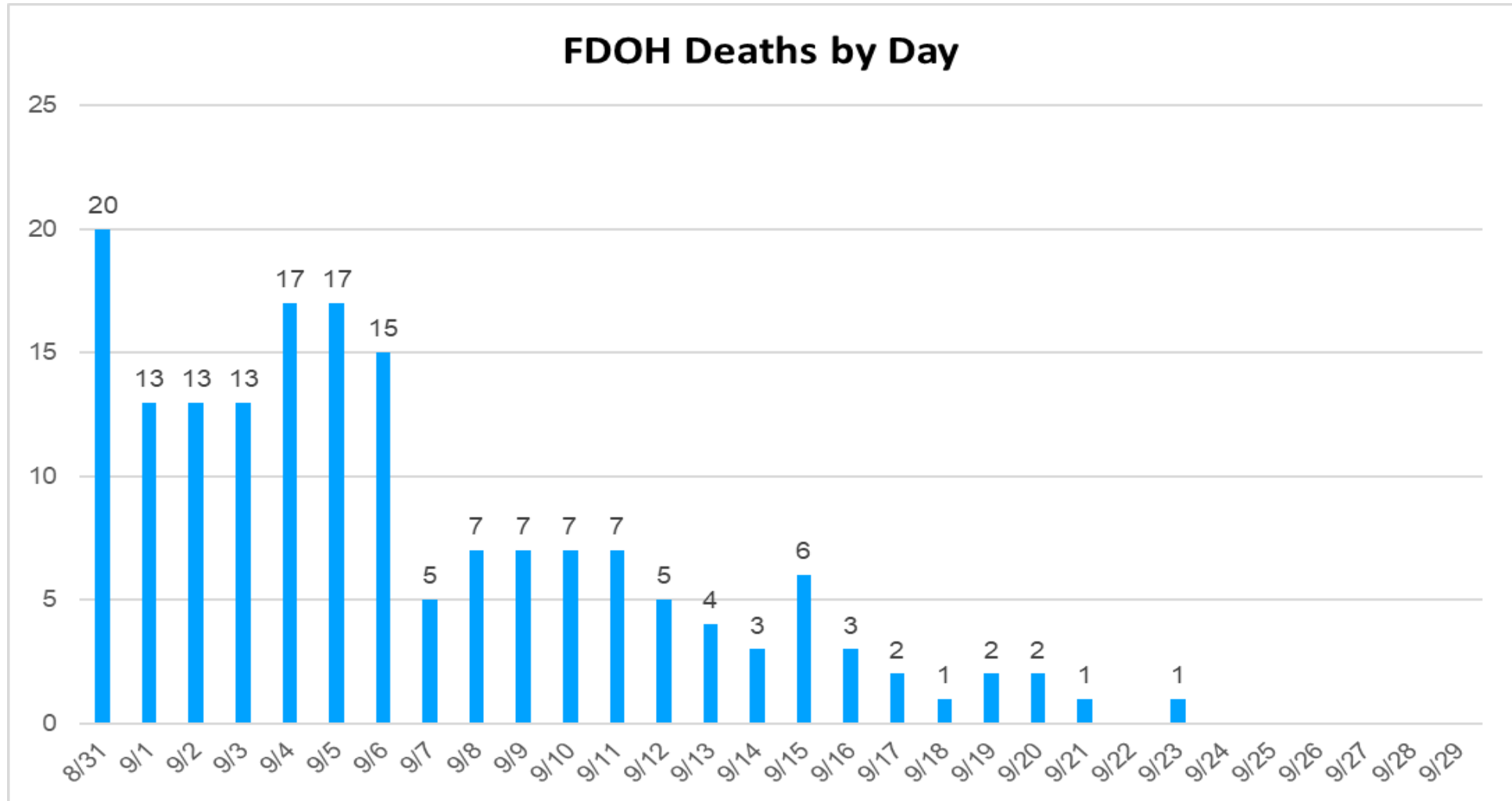
\*\* As certain data points are clarified, information reported for prior periods may change

# Miami-Dade Fire Rescue Calls



# Deaths by Day

Florida Department of Health through September 29



*An August 15th decision by the Florida Medical Examiner Commission determined that "treating physicians may certify COVID-19 deaths" so long as certain conditions are met. While this decision will expedite such process, it will result in the County's ME reporting and certifying a lower number of deaths. The information shown above is based on figures provided by the Florida Department of Health.*

*Data Source: Florida Department of Health*