

Moving to a New Normal Dashboard

October 25, 2020




Daily Summary

Moving to a New Normal Dashboard Summary

1) Downward trajectory of documented cases within a 14-day period

As of : **10/25/2020**

New Reported Positives: **313**

Trend: 

2) 14 consecutive days where positive test rate is below 10% on average

Daily Positive Rate: 3.43%

14-day Average: 4.33%

Cumulative Positive Rate: 17.53%

Total Positives: 180,569

Total People Tested: 1,030,168

JHS Positive Rate: 5%

3) 30% Total and ICU Bed Capacity Available*

As of : **10/25/2020**

COVID non-ICU Admissions: 277

Available non-ICU beds: 5,413

COVID ICU Admissions: 92

Available ICU beds: 973

4) Miami-Dade Fire Rescue COVID Calls

Calls for: **10/24/2020**

Suspected COVID-19 Calls: 48

5-day Average: 57

5) Plan in place to monitor and manage hospital capacity and vulnerable

In Progress

6) Lab Turnaround Time Reported by FDOH

Cases Reported on: **10/23/2020**

less than 3 days: 88.21%

4 - 7 days: 9.89%

7 or more days: 1.90%

7) Countywide contact tracing program with a target headcount of 100 tracers by May 31

Complete. As of 7/30, there are 350 contact tracers in place

8) Sector safety guidelines developed and communicated

In Progress

9) Plan in place to open public transit that protects workers and commuters

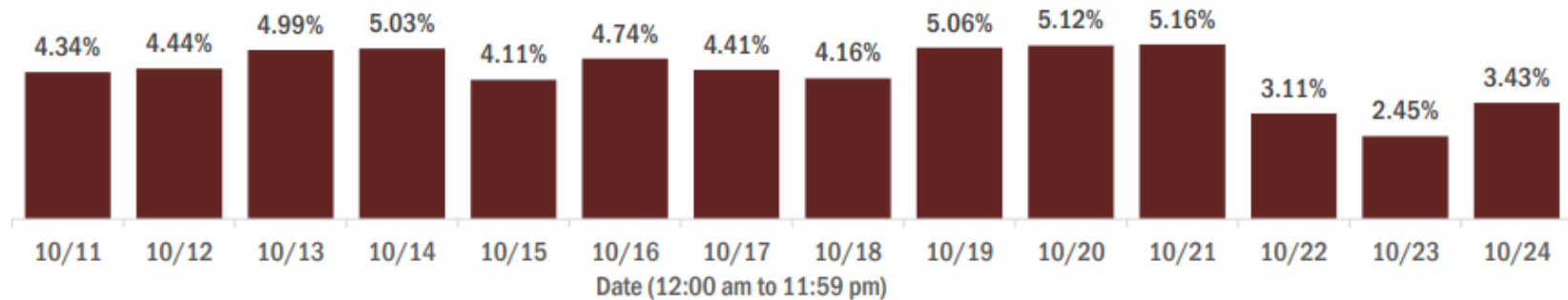
In Progress

** Percentage represents the number of COVID positive patients utilizing hospital beds; does not include the 1,226 acute care and ICU beds that may be converted*

COVID-19 Daily Positive Rate

Percent positivity for new cases in Florida residents

These counts include the number of Florida residents for whom the department received PCR or antigen laboratory results by day. This percent is the number of people who test positive for the first time divided by all the people tested that day, excluding people who have previously tested positive.

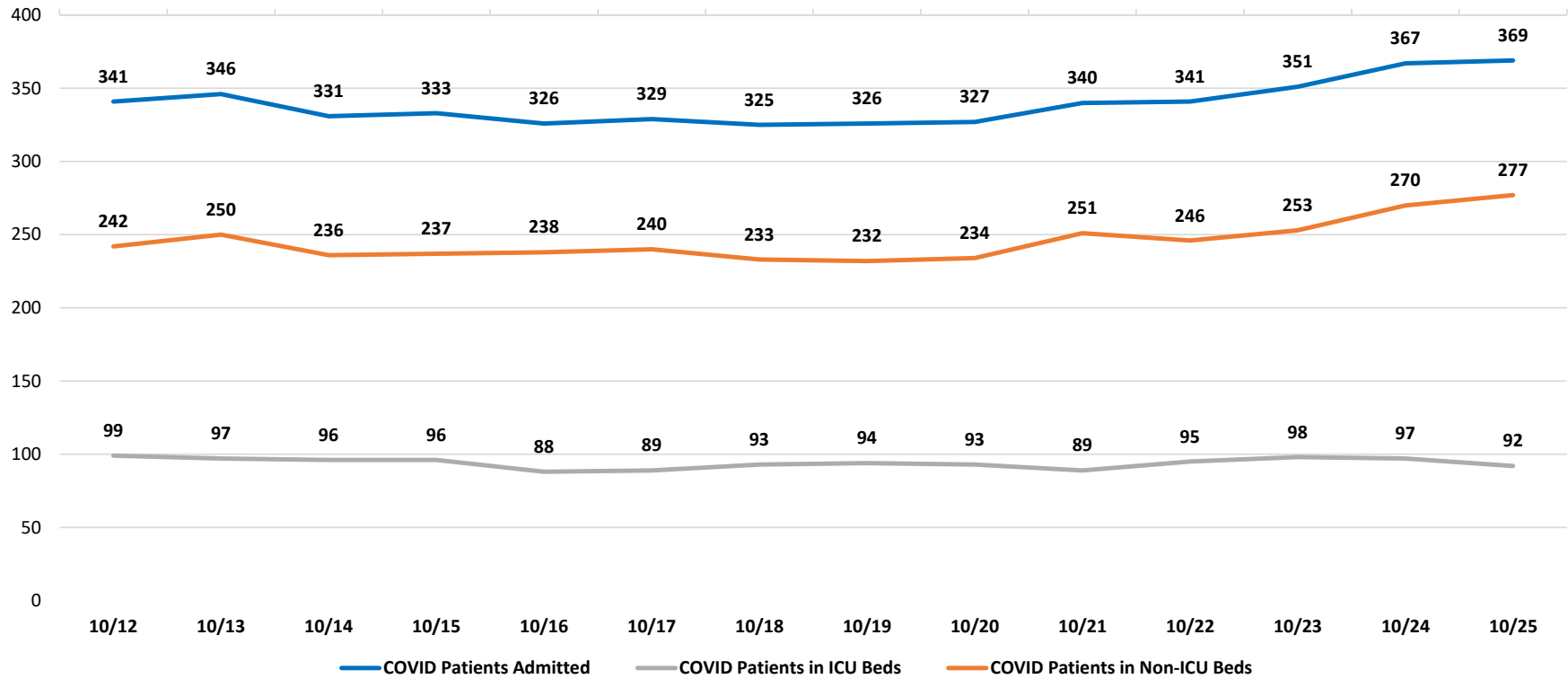


* A data dump of previously reported lab results prevented the reporting system from normal processing of lab results on Oct 9, causing an inaccurate representation of data for Oct 9 and 10. The most accurate way to interpret percent positivity for these 2 days is as a 2-day average, which was 5.07%

14-day average: 4.33%
New Reported Cases: 313

COVID-19 Admitted Patients

COVID Patients Admitted



Data Source: Self-reported by hospitals as required by Emergency Order 18-20

DAILY COVID-19 HOSPITAL STATISTICAL REPORT

as of: 10/25/2020 12:07

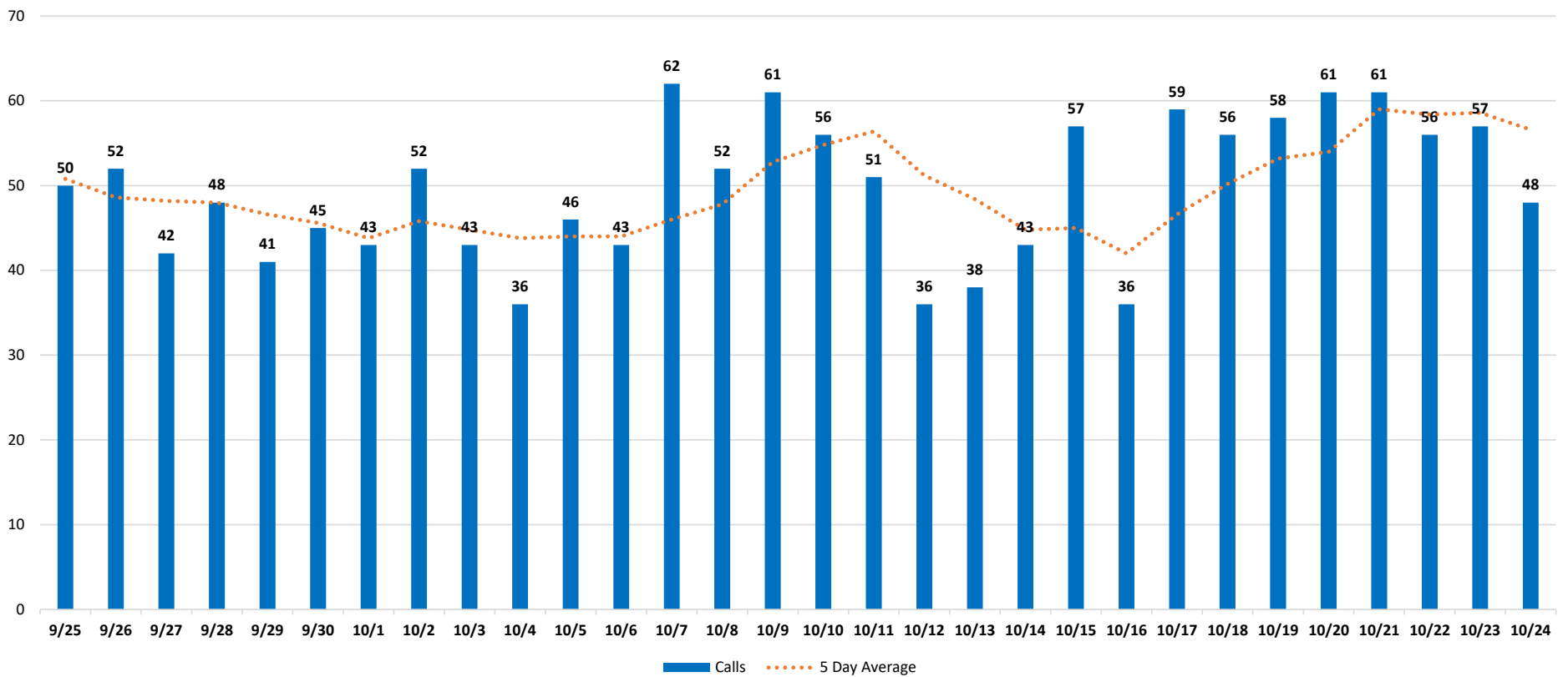
Available Beds	10/12/2020	10/13/2020	10/14/2020	10/15/2020	10/16/2020	10/17/2020	10/18/2020	10/19/2020	10/20/2020	10/21/2020	10/22/2020	10/23/2020	10/24/2020	10/25/2020
Acute Care Beds	5,385	5,394	5,410	5,412	5,410	5,386	5,374	5,374	5,404	5,401	5,409	5,410	5,422	5,413
Beds that may be converted to Acute Care Beds	732	734	731	731	734	734	734	739	742	742	745	745	745	745
ICU Beds	973	974	978	976	977	978	979	979	977	977	977	975	975	973
Beds that may be converted to ICU Beds	475	477	478	478	478	481	478	476	478	480	477	479	476	481
Ventilators														
Ventilators available for deployment	885	885	873	874	858	884	883	870	866	814	883	877	874	892
Ventilators on standby	136	143	146	141	147	141	165	144	147	145	145	144	142	137
Respirators/Anesthesia Machines that may be converted to Ventilators	441	440	440	440	439	441	440	441	441	440	441	438	441	441
COVID-19 Cases														
COVID Patients Admitted	341	346	331	333	326	329	325	326	327	340	341	351	367	369
COVID Patients in ICU Beds	99	97	96	96	88	89	93	94	93	89	95	98	97	92
COVID Patients in Non-ICU Beds	242	250	236	237	238	240	233	232	234	251	246	253	270	277
COVID Patients on ventilators	60	60	56	54	52	54	50	52	49	51	55	56	56	57
COVID-19 Patients														
New COVID Patients	40	46	33	46	42	43	41	29	43	48	41	47	49	38
COVID Patients Discharged	30	51	57	49	54	47	39	34	47	35	56	40	42	34

*This data has been collected and compiled based on Emergency Order 18-20, as of the time noted. The information is submitted by the respective facilities and has not been audited.

** As certain data points are clarified, information reported for prior periods may change

Miami-Dade Fire Rescue Calls

MDFR Suspected COVID-19 Calls

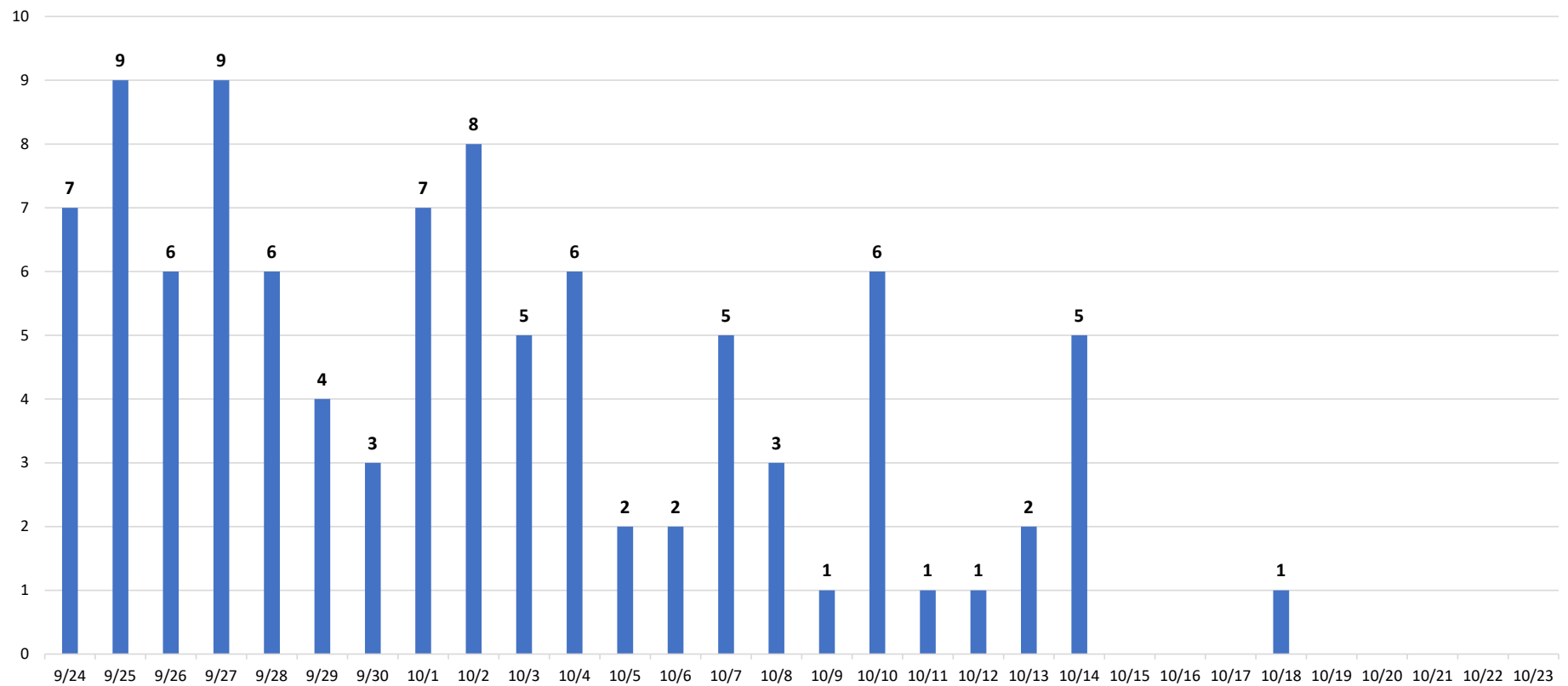


Data Source: Miami-Dade Fire Rescue

Deaths by Day

Florida Department of Health through October 23rd

FDOH Deaths by Day



Data Source: Florida Department of Health