

# Moving to a New Normal Dashboard

---

October 26, 2020




# Daily Summary

## Moving to a New Normal Dashboard Summary

**1) Downward trajectory of documented cases within a 14-day period**

As of: **10/26/2020**

New Reported Positives: **586**

Trend: 

**2) 14 consecutive days where positive test rate is below 10% on average**

Daily Positive Rate: 5.76%

14-day Average: 4.43%

Cumulative Positive Rate: 17.49%

Total Positives: 181,140

Total People Tested: 1,035,691

JHS Positive Rate: 5%

**3) 30% Total and ICU Bed Capacity Available\***

As of: **10/26/2020**

COVID non-ICU Admissions: 300

Available non-ICU beds: 5,400

COVID ICU Admissions: 95

Available ICU beds: 973

**4) Miami-Dade Fire Rescue COVID Calls**

Calls for: **10/25/2020**

Suspected COVID-19 Calls: 62

5-day Average: 57

**5) Plan in place to monitor and manage hospital capacity and vulnerable**

*In Progress*

**6) Lab Turnaround Time Reported by FDOH**

Cases Reported on: **10/25/2020**

less than 3 days: 96.80%

Other: 3.20%

**7) Countywide contact tracing program with a target headcount of 100 tracers by May 31**

*Complete. As of 7/30, there are 350 contact tracers in place*

**8) Sector safety guidelines developed and communicated**

*In Progress*

**9) Plan in place to open public transit that protects workers and commuters**

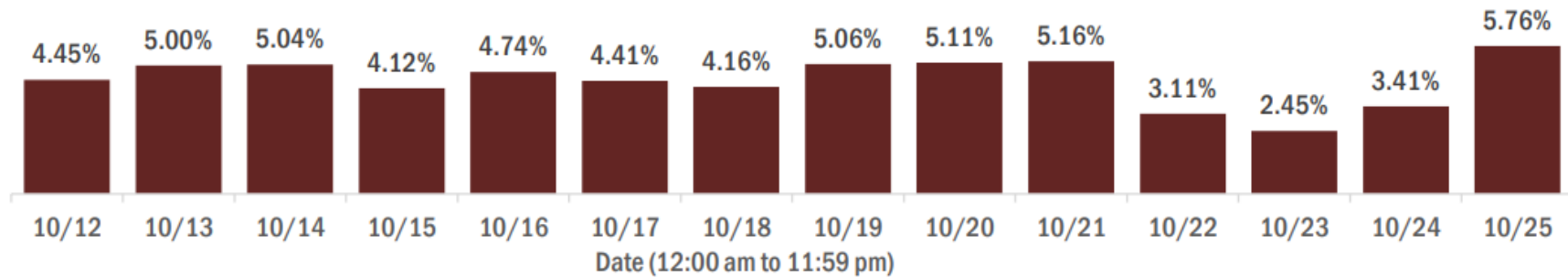
*In Progress*

*\* Percentage represents the number of COVID positive patients utilizing hospital beds; does not include the 1,228 acute care and ICU beds that may be converted*

# COVID-19 Daily Positive Rate

## Percent positivity for new cases in Florida residents

These counts include the number of Florida residents for whom the department received PCR or antigen laboratory results by day. This percent is the number of people who test positive for the first time divided by all the people tested that day, excluding people who have previously tested positive.

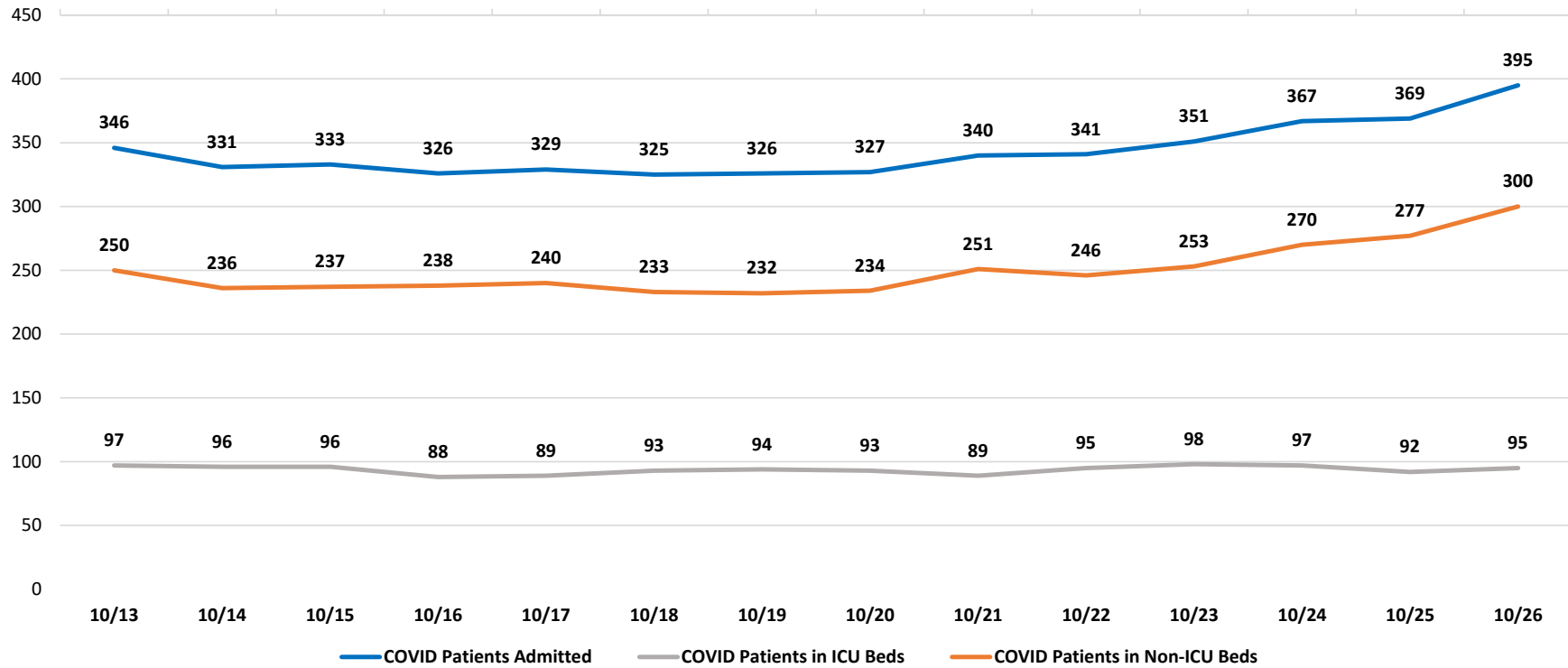


**14-day average: 4.43%**  
**New Reported Cases: 586**

Data Source: The daily positivity rate as reported by the State of Florida on the "County Report" [http://ww11.doh.state.fl.us/comm/partners/covid19\\_report\\_archive/county\\_reports\\_latest.pdf](http://ww11.doh.state.fl.us/comm/partners/covid19_report_archive/county_reports_latest.pdf)

# COVID-19 Admitted Patients

## COVID Patients Admitted



Data Source: Self-reported by hospitals as required by Emergency Order 18-20

**DAILY COVID-19 HOSPITAL STATISTICAL REPORT**

as of: 10/26/2020 11:28

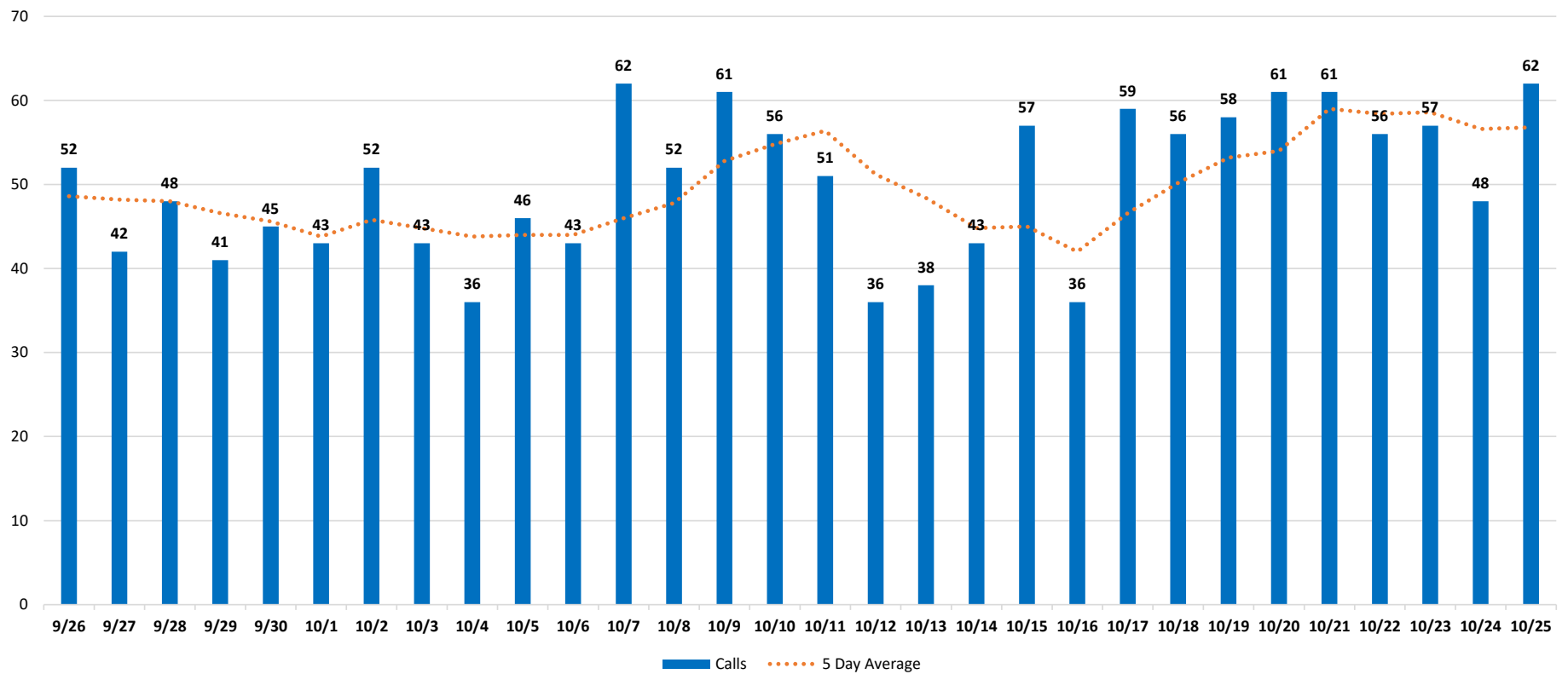
	10/13/2020	10/14/2020	10/15/2020	10/16/2020	10/17/2020	10/18/2020	10/19/2020	10/20/2020	10/21/2020	10/22/2020	10/23/2020	10/24/2020	10/25/2020	10/26/2020
<b>Available Beds</b>														
Acute Care Beds	5,394	5,410	5,412	5,410	5,386	5,374	5,374	5,404	5,401	5,409	5,410	5,422	5,413	5,400
Beds that may be converted to Acute Care Beds	734	731	731	734	734	734	739	742	742	745	745	745	745	746
ICU Beds	974	978	976	977	978	979	979	977	977	977	975	975	973	973
Beds that may be converted to ICU Beds	477	478	478	478	481	478	476	478	480	477	479	476	481	482
<b>Ventilators</b>														
Ventilators available for deployment	885	873	874	858	884	883	870	866	814	883	877	874	892	888
Ventilators on standby	143	146	141	147	141	165	144	147	145	145	144	142	137	133
Respirators/Anesthesia Machines that may be converted to Ventilators	440	440	440	439	441	440	441	441	440	441	438	441	441	441
<b>COVID-19 Cases</b>														
COVID Patients Admitted	346	331	333	326	329	325	326	327	340	341	351	367	369	395
COVID Patients in ICU Beds	97	96	96	88	89	93	94	93	89	95	98	97	92	95
COVID Patients in Non-ICU Beds	250	236	237	238	240	233	232	234	251	246	253	270	277	300
COVID Patients on ventilators	60	56	54	52	54	50	52	49	51	55	56	56	57	59
<b>COVID-19 Patients</b>														
New COVID Patients	46	33	46	42	43	41	29	43	48	41	47	49	38	42
COVID Patients Discharged	51	57	49	54	47	39	34	47	35	56	40	42	34	27

\*This data has been collected and compiled based on Emergency Order 18-20, as of the time noted. The information is submitted by the respective facilities and has not been audited.

\*\* As certain data points are clarified, information reported for prior periods may change

# Miami-Dade Fire Rescue Calls

## MDFR Suspected COVID-19 Calls

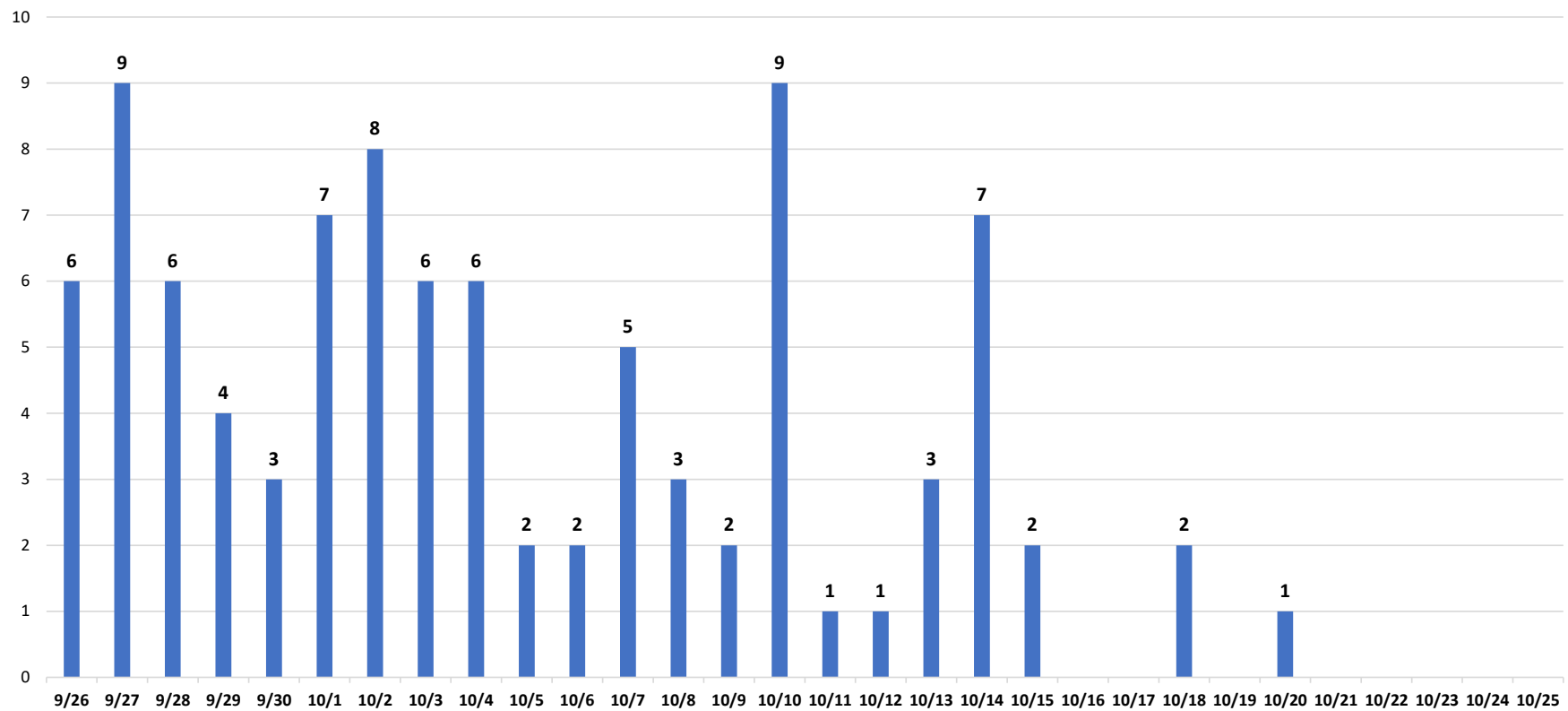


Data Source: Miami-Dade Fire Rescue

# Deaths by Day

Florida Department of Health through October 25<sup>th</sup>

FDOH Deaths by Day



Data Source: Florida Department of Health