

Moving to a New Normal Dashboard

October 27, 2020



Daily Summary

Daily Notes:


Today's FDOH Report titled "COVID-19: summary of cases and monitoring" no longer shows the total number of persons tested. Such cumulative rates will no longer be published until the information is made available.

Moving to a New Normal Dashboard Summary

1) Downward trajectory of documented cases within a 14-day period

As of : **10/27/2020**

New Reported Positives: **726**

Trend: 

2) 14 consecutive days where positive test rate is below 10% on average

Daily Positive Rate: 5.59%

14-day Average: 4.51%

JHS Positive Rate: 4%

3) 30% Total and ICU Bed Capacity Available*

As of : **10/27/2020**

COVID non-ICU Admissions: 320

Available non-ICU beds: 5,396

COVID ICU Admissions: 100

Available ICU beds: 973

4) Miami-Dade Fire Rescue COVID Calls

Calls for: **10/26/2020**

Suspected COVID-19 Calls: 81

5-day Average: 61

5) Plan in place to monitor and manage hospital capacity and vulnerable

In Progress

6) Lab Turnaround Time Reported by FDOH

Cases Reported on: **10/25/2020**

less than 3 days: 96.80%

Other: 3.20%

7) Countywide contact tracing program with a target headcount of 100 tracers by May 31

Complete. As of 7/30, there are 350 contact tracers in place

8) Sector safety guidelines developed and communicated

In Progress

9) Plan in place to open public transit that protects workers and commuters

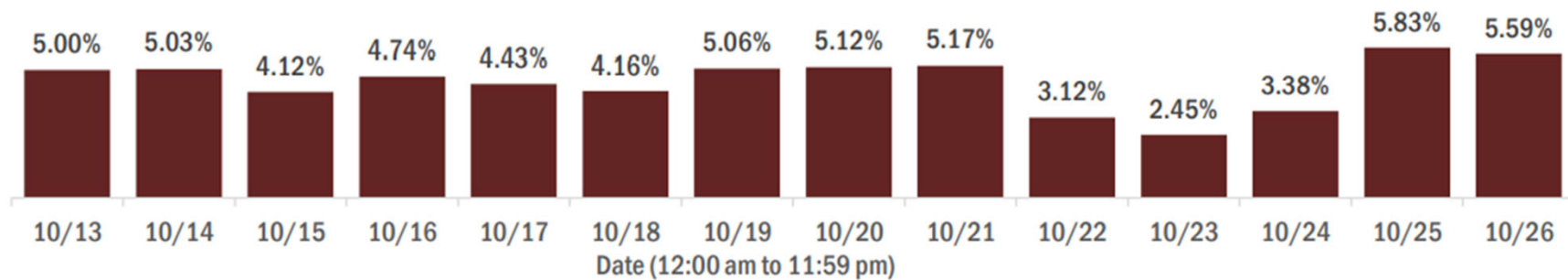
In Progress

* Percentage represents the number of COVID positive patients utilizing hospital beds; does not include the 1,231 acute care and ICU beds that may be converted

COVID-19 Daily Positive Rate

Percent positivity for new cases in Florida residents

These counts include the number of Florida residents for whom the department received PCR or antigen laboratory results by day. This percent is the number of people who test positive for the first time divided by all the people tested that day, excluding people who have previously tested positive.

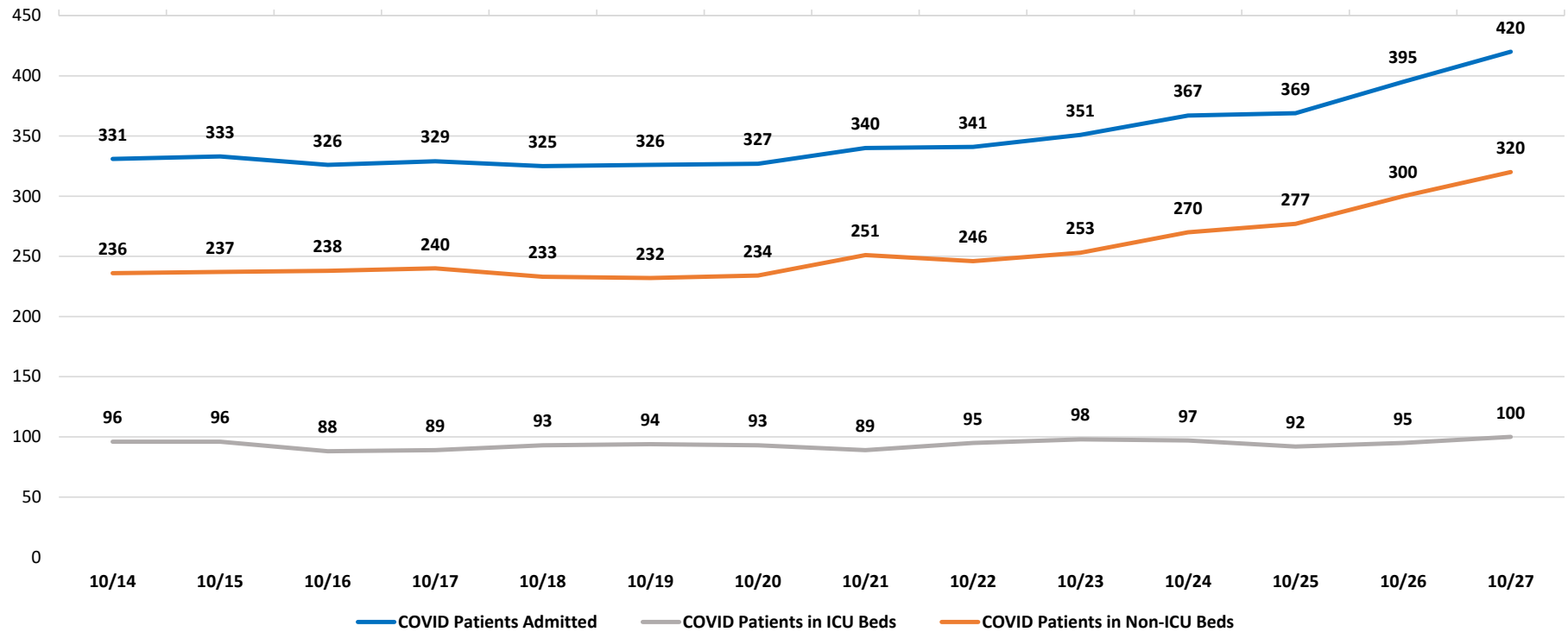


14-day average: 4.51%
New Reported Cases: 726

Data Source: The daily positivity rate as reported by the State of Florida on the "County Report" http://ww11.doh.state.fl.us/comm/partners/covid19_report_archive/county_reports_latest.pdf

COVID-19 Admitted Patients

COVID Patients Admitted



Data Source: Self-reported by hospitals as required by Emergency Order 18-20

DAILY COVID-19 HOSPITAL STATISTICAL REPORT

as of: 10/27/2020 12:41

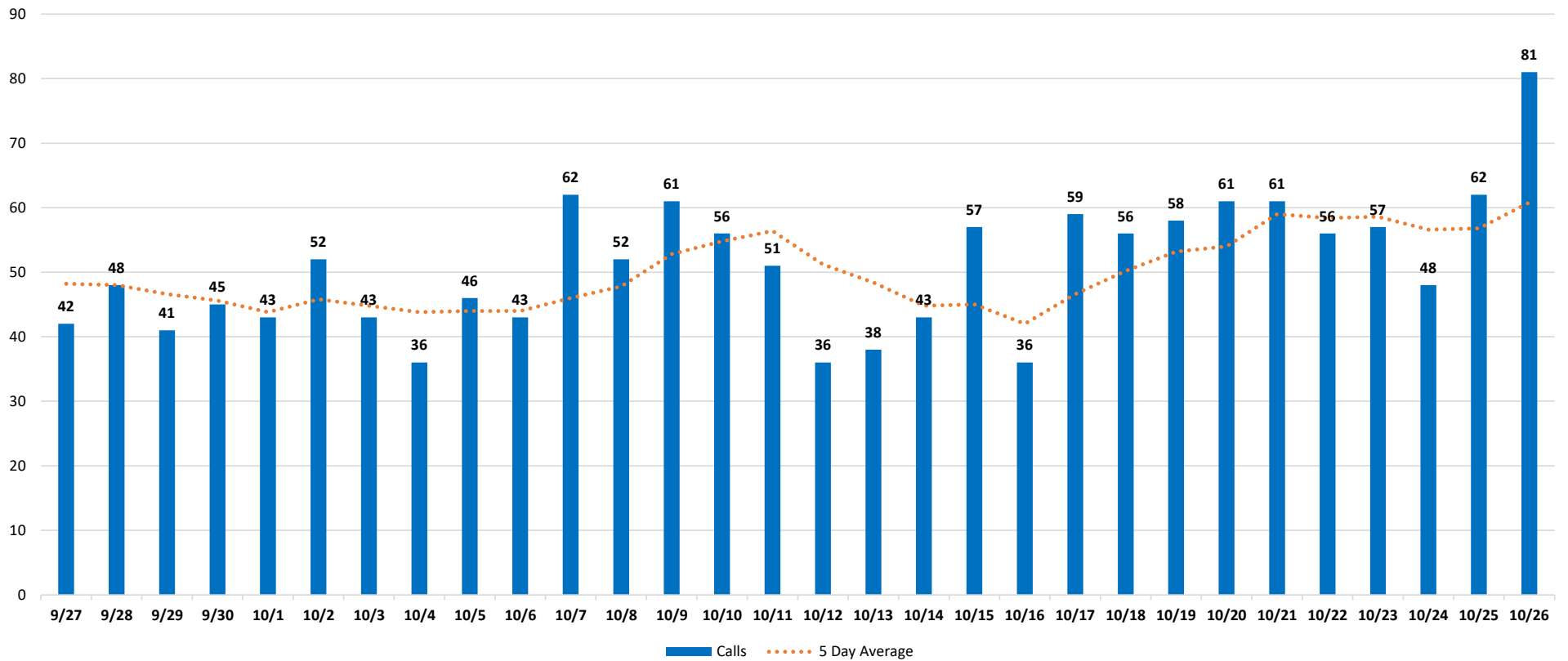
	10/14/2020	10/15/2020	10/16/2020	10/17/2020	10/18/2020	10/19/2020	10/20/2020	10/21/2020	10/22/2020	10/23/2020	10/24/2020	10/25/2020	10/26/2020	10/27/2020
Available Beds														
Acute Care Beds	5,410	5,412	5,410	5,386	5,374	5,374	5,404	5,401	5,409	5,410	5,422	5,413	5,400	5,396
Beds that may be converted to Acute Care Beds	731	731	734	734	734	739	742	742	745	745	745	745	746	749
ICU Beds	978	976	977	978	979	979	977	977	977	975	975	973	973	973
Beds that may be converted to ICU Beds	478	478	478	481	478	476	478	480	477	479	476	481	482	482
Ventilators														
Ventilators available for deployment	873	874	858	884	883	870	866	814	883	877	874	892	888	862
Ventilators on standby	146	141	147	141	165	144	147	145	145	144	142	137	133	130
Respirators/Anesthesia Machines that may be converted to Ventilators	440	440	439	441	440	441	441	440	441	438	441	441	441	441
COVID-19 Cases														
COVID Patients Admitted	331	333	326	329	325	326	327	340	341	351	367	369	395	420
COVID Patients in ICU Beds	96	96	88	89	93	94	93	89	95	98	97	92	95	100
COVID Patients in Non-ICU Beds	236	237	238	240	233	232	234	251	246	253	270	277	300	320
COVID Patients on ventilators	56	54	52	54	50	52	49	51	55	56	56	57	59	64
COVID-19 Patients														
New COVID Patients	33	46	42	43	41	29	43	48	41	47	49	38	43	52
COVID Patients Discharged	57	49	54	47	39	34	47	35	56	40	42	34	27	43

*This data has been collected and compiled based on Emergency Order 18-20, as of the time noted. The information is submitted by the respective facilities and has not been audited.

** As certain data points are clarified, information reported for prior periods may change

Miami-Dade Fire Rescue Calls

MDFR Suspected COVID-19 Calls

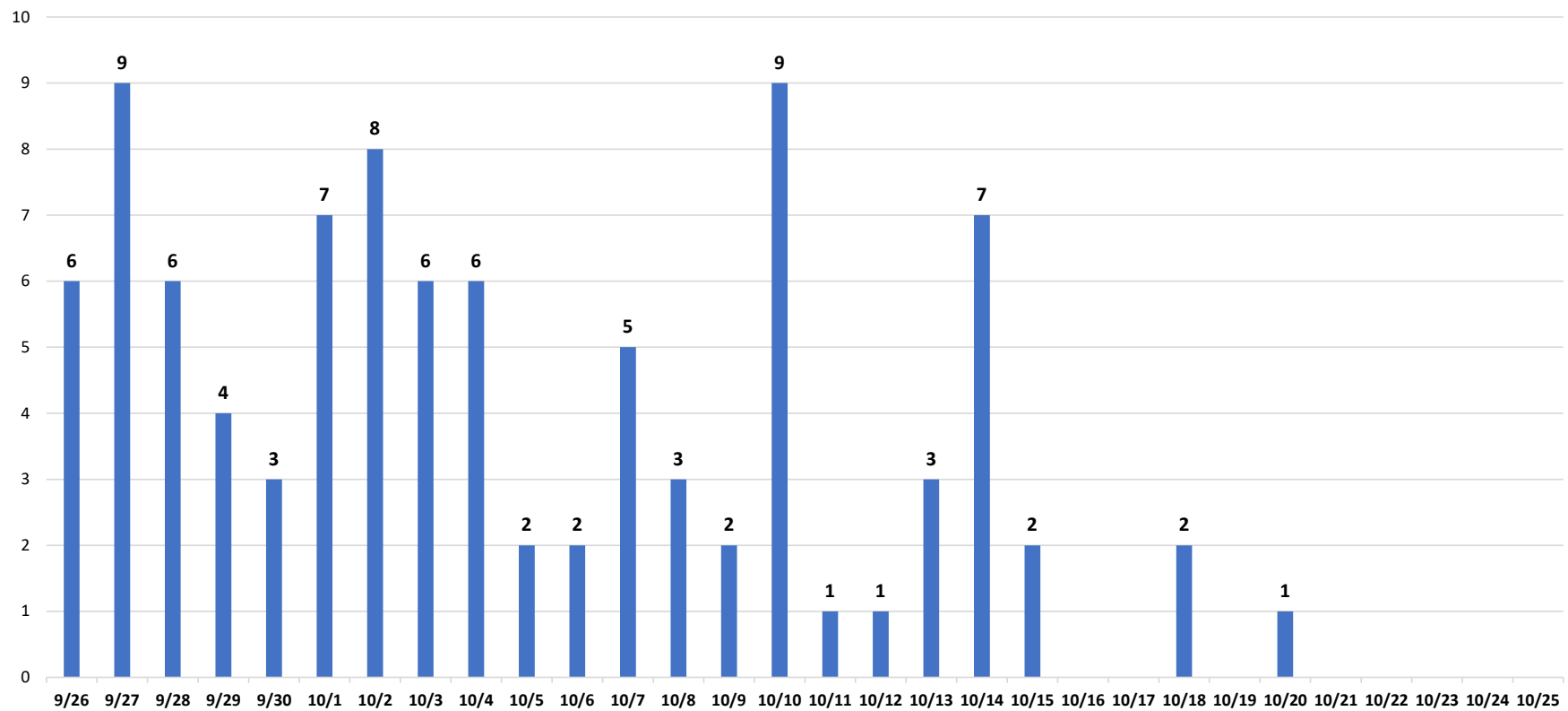


Data Source: Miami-Dade Fire Rescue

Deaths by Day

Florida Department of Health through October 25th

FDOH Deaths by Day



Data Source: Florida Department of Health