

# Moving to a New Normal Dashboard

---


November 25, 2020



# Daily Summary

## Moving to a New Normal Dashboard Summary

### 1) Trajectory of documented cases within a 14-day period

As of : **11/25/2020**  
New Reported Positives: **2,085**  
Trend: 

### 2) 14 consecutive days where positive test rate is below 10% on average

Daily Positive Rate: 7.44%  
14-day Average: 8.48%

JHS Positive Rate: 8%

### 3) 30% Total and ICU Bed Capacity Available\*

As of : **11/25/2020**

COVID non-ICU Admissions: 504  
Available non-ICU beds: 5,427

COVID ICU Admissions: 160  
Available ICU beds: 974

### 4) Miami-Dade Fire Rescue COVID Calls

Calls for: **11/24/2020**

Suspected COVID-19 Calls: 52  
5-day Average: 57

### 5) Lab Turnaround Time Reported by FDOH

Cases Reported on: **11/24/2020**

less than 3 days: 94.82%  
4 to 7 days: 4.23%  
7 or more days: 0.95%

### 6) Countywide contact tracing program with a target headcount of 100 tracers by May 31

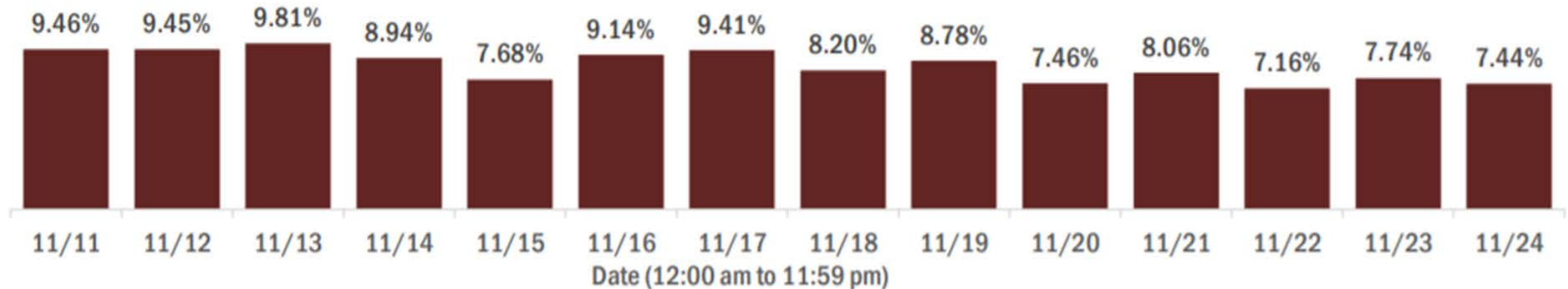
*As of 7/30, there are 350 contact tracers in place (currently being updated)*

\* Percentage represents the number of COVID positive patients utilizing hospital beds; does not include the 1,224 acute care and ICU beds that may be converted

# COVID-19 Daily Positive Rate

## Percent positivity for new cases in Florida residents

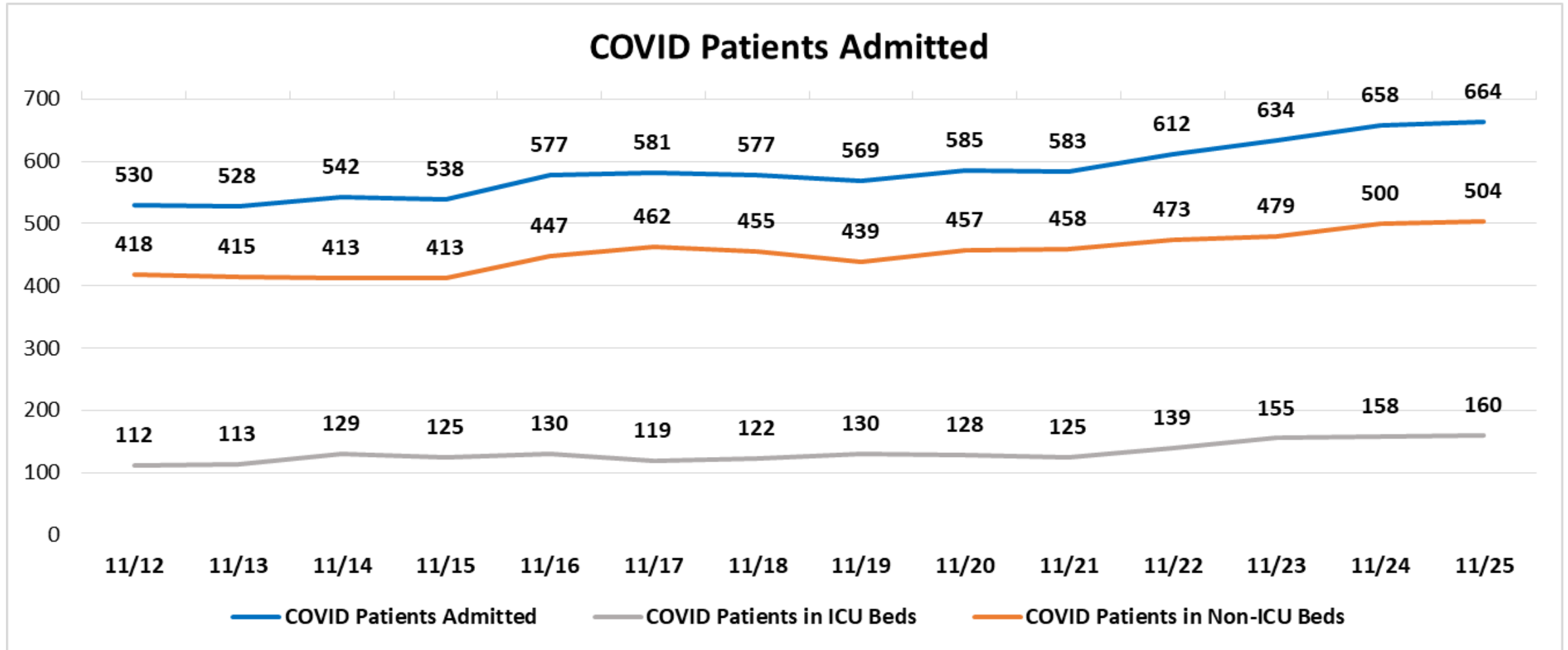
These counts include the number of Florida residents for whom the department received PCR or antigen laboratory results by day. This percent is the number of people who test positive for the first time divided by all the people tested that day, excluding people who have previously tested positive.



**14-day average: 8.48%**

**New Reported Cases: 2,085**

# Cumulative COVID-19 Admitted Patients



as of: 11/25/2020 14:22

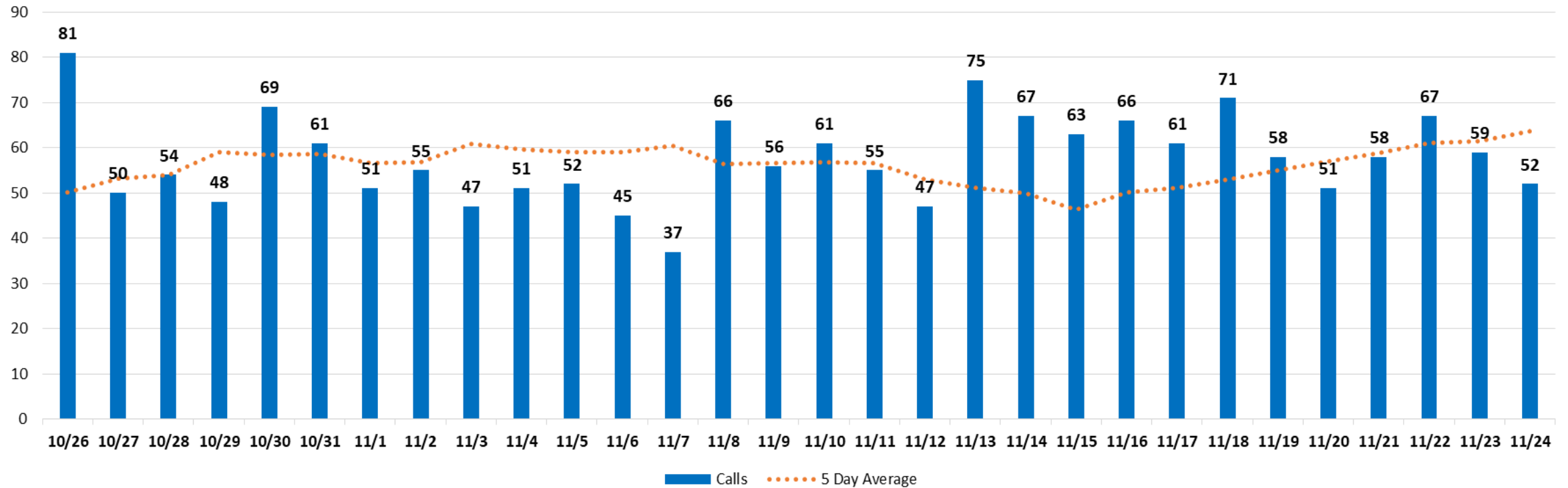
Available Beds	11/11/2020	11/12/2020	11/13/2020	11/14/2020	11/15/2020	11/16/2020	11/17/2020	11/18/2020	11/19/2020	11/20/2020	11/21/2020	11/22/2020	11/23/2020	11/24/2020	11/25/2020
Acute Care Beds	5,398	5,410	5,410	5,393	5,394	5,408	5,432	5,437	5,430	5,429	5,419	5,400	5,393	5,417	5,427
Beds that may be converted to Acute Care Beds	745	743	744	744	744	749	747	747	747	747	747	747	747	746	749
ICU Beds	975	976	974	975	976	976	975	974	973	974	974	974	975	974	974
Beds that may be converted to ICU Beds	478	483	481	481	481	481	479	479	479	477	475	477	479	477	475
<b>Ventilators</b>															
Ventilators available for deployment	837	847	861	846	847	841	840	837	830	852	872	855	846	854	811
Ventilators on standby	132	129	121	116	120	119	114	116	119	118	116	106	105	104	105
Respirators/Anesthesia Machines that maybe converted to Ventilators	440	441	420	438	441	441	440	441	440	441	441	440	441	441	441
<b>COVID-19 Cases</b>															
COVID Patients Admitted	505	530	528	542	538	577	581	577	569	585	583	612	634	658	664
COVID Patients in ICU Beds	115	112	113	129	125	130	119	122	130	128	125	139	155	158	160
COVID Patients in Non-ICU Beds	390	418	415	413	413	447	462	455	439	457	458	473	479	500	504
COVID Patients on ventilators	65	62	60	71	67	66	67	67	71	71	69	73	78	81	89
<b>COVID-19 Patients</b>															
New COVID Patients	72	71	70	65	66	78	71	71	72	94	66	65	75	96	83
COVID Patients Discharged	74	43	89	85	56	52	82	99	111	91	91	55	57	82	92

\*This data has been collected and compiled based on Emergency Order 18-20, as of the time noted. The information is submitted by the respective facilities and has not been audited.

\*\* As certain data points are clarified, information reported for prior periods may change

# Miami-Dade Fire Rescue Calls

MDFR Suspected COVID-19 Calls



FDOH Deaths By Date

