

Moving to a New Normal Dashboard

November 26, 2020




Daily Summary

Moving to a New Normal Dashboard Summary

1) Trajectory of documented cases within a 14-day period

As of: **11/26/2020**

New Reported Positives: **

Trend: 

2) 14 consecutive days where positive test rate is below 10% on average

Daily Positive Rate: **

14-day Average:  **

JHS Positive Rate: 9%

3) 30% Total and ICU Bed Capacity Available*

As of: **11/26/2020**

COVID non-ICU Admissions: 512

Available non-ICU beds: 5,394

COVID ICU Admissions: 155

Available ICU beds: 974

4) Miami-Dade Fire Rescue COVID Calls

Calls for: **11/25/2020**

Suspected COVID-19 Calls: 72

5-day Average: 62

5) Lab Turnaround Time Reported by FDOH

Cases Reported on: **11/25/2020**

less than 3 days: 89.25%

4 to 7 days: 7.61%

7 or more days: 3.14%

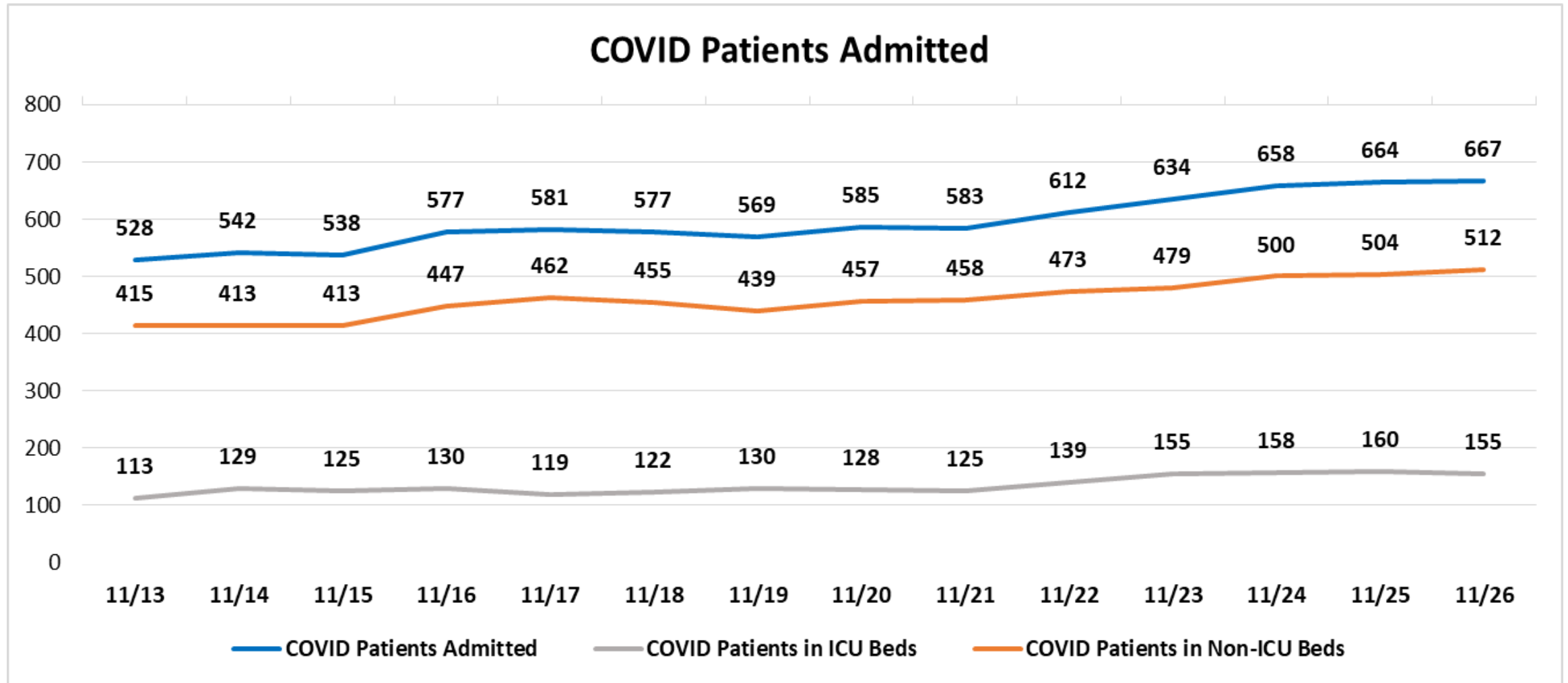
6) Countywide contact tracing program with a target headcount of 100 tracers by May 31

As of 7/30, there are 350 contact tracers in place (currently being updated)

* Percentage represents the number of COVID positive patients utilizing hospital beds; does not include the 1,224 acute care and ICU beds that may be converted

** Information not available

Cumulative COVID-19 Admitted Patients



DAILY COVID-19 HOSPITAL STATISTICAL REPORT

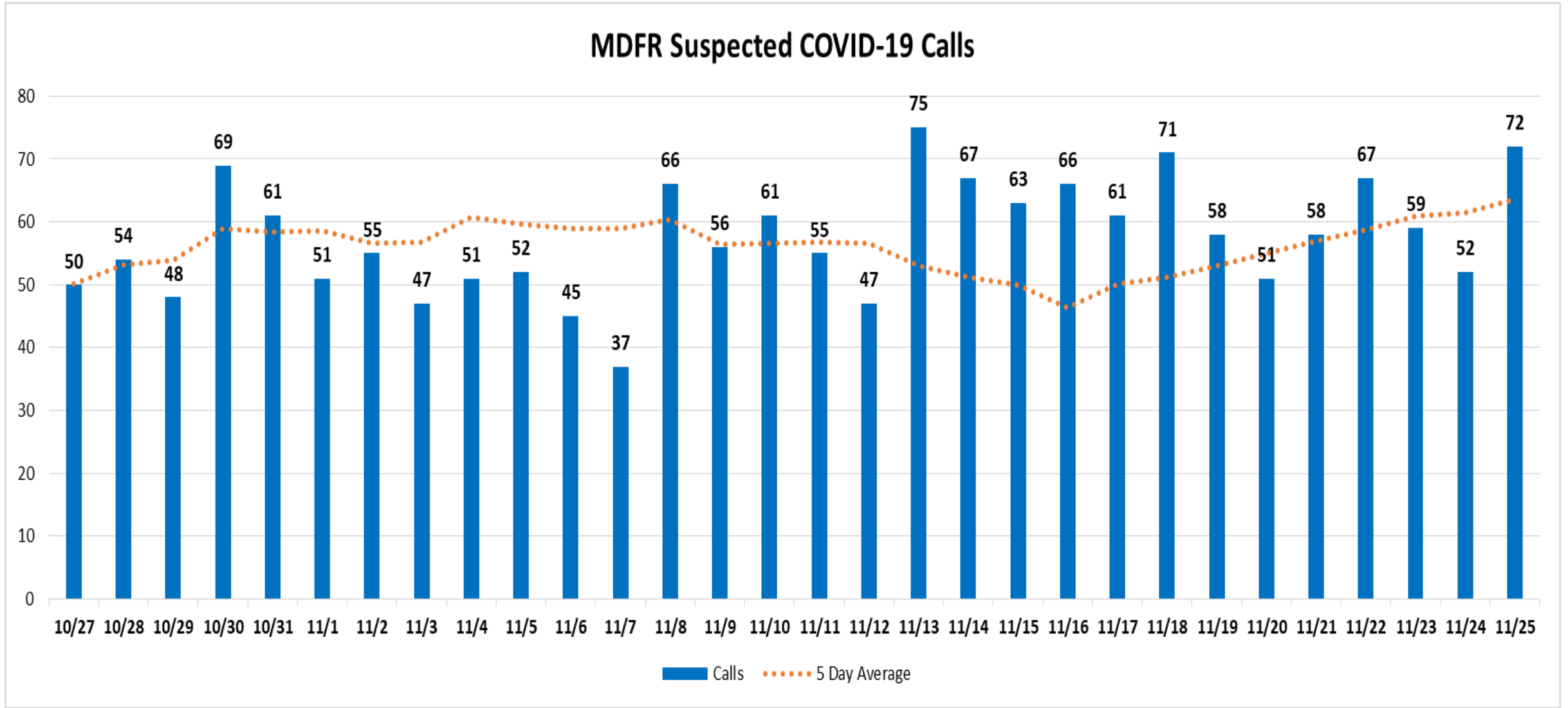
as of: 11/26/2020 16:22

Available Beds	11/13/2020	11/14/2020	11/15/2020	11/16/2020	11/17/2020	11/18/2020	11/19/2020	11/20/2020	11/21/2020	11/22/2020	11/23/2020	11/24/2020	11/25/2020	11/26/2020
Acute Care Beds	5,410	5,393	5,394	5,408	5,432	5,437	5,430	5,429	5,419	5,400	5,393	5,417	5,427	5,394
Beds that may be converted to Acute Care Beds	744	744	744	749	747	747	747	747	747	747	747	746	749	749
ICU Beds	974	975	976	976	975	974	973	974	974	974	975	974	974	974
Beds that may be converted to ICU Beds	481	481	481	481	479	479	479	477	475	477	479	477	475	475
Ventilators														
Ventilators available for deployment	861	846	847	841	840	837	830	852	872	855	846	854	811	848
Ventilators on standby	121	116	120	119	114	116	119	118	116	106	105	104	105	107
Respirators/Anesthesia Machines that may be converted to Ventilators	420	438	441	441	440	441	440	441	441	440	441	441	441	441
COVID-19 Cases														
COVID Patients Admitted	528	542	538	577	581	577	569	585	583	612	634	658	664	667
COVID Patients in ICU Beds	113	129	125	130	119	122	130	128	125	139	155	158	160	155
COVID Patients in Non-ICU Beds	415	413	413	447	462	455	439	457	458	473	479	500	504	512
COVID Patients on ventilators	60	71	67	66	67	67	71	71	69	73	78	81	89	89
COVID-19 Patients														
New COVID Patients	70	65	66	78	71	71	72	94	66	65	75	96	83	84
COVID Patients Discharged	89	85	56	52	82	99	111	91	91	55	57	82	92	90

*This data has been collected and compiled based on Emergency Order 18-20, as of the time noted. The information is submitted by the respective facilities and has not been audited.

** As certain data points are clarified, information reported for prior periods may change

Miami-Dade Fire Rescue Calls



FDOH Deaths By Date

