
















Scorecard - Finance Department


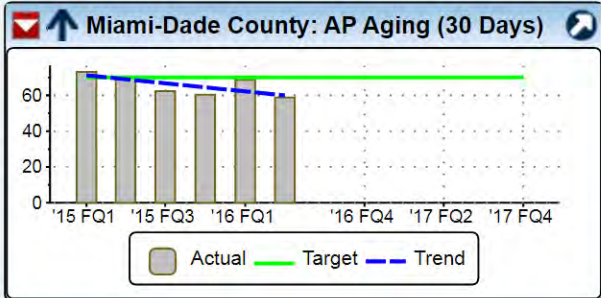








Information

Name:	Finance Department
Description:	n/a
Domain:	Finance
Owners:	Padron, Blanca (FIN)

Details

		As Of		Actual	Target		FYTD Actual	FYTD Target																																	
Customer																																									
Monitor and report timely payment of invoices																																									
Miami-Dade County: AP Aging (30 Days)	'16 FQ2	▼		58.74% (37,576.00 / 63,971.00)	70.00% ▼		63.72% (81,717.00 / 128,249.00)	70.00%																																	
Miami-Dade County: AP Aging (45 Days)	'16 FQ2	▼		81.40% (52,073.00 / 63,971.00)	90.00% ▼		84.55% (108,437.00 / 128,249.00)	90.00%																																	
Financial																																									
Meet Budget Targets (Finance)																																									
Expen: Total (Finance) (Annual budget divided by quarters)	'16 FQ2	▲		\$8,457K	\$11,012K ▲		\$17,810K	\$22,023K																																	
Revenue: Total (Finance) (Annual budget divided by quarters)	'16 FQ2	▼		\$7,501K	\$11,011K ▼		\$20,656K	\$22,022K																																	
Sound asset management and financial investment strategies - Cash Management																																									
Maximize Earnings on County Investments (target to surpass 180-Day Avg. Return of T-Bill)	Mar '16	▲		0.50%	0.37% ▲		0.45%	0.25%																																	
Compliance with Investment Policy and Guidelines	'16 FQ2	▲		100%	100% ▲		100%	100%																																	
Tax Collector Distributions per Florida § 197.383																																									
Property Tax Distributions	Mar '16	▲		1	1 ▲		9	8																																	
Local Business Tax Distributions	Mar '16	▲		1	1 ▲		6	6																																	
Convention & Tourist Tax Distributions	Mar '16	▲		1	1 ▲		6	6																																	
Bank Interest Distributions	Mar '16	▲		0	0 ▲		2	2																																	
Propety Tax Installment Distributions	Mar '16	▲		0	0 ▲		2	2																																	
Improve Collections Assigned (FIN)																																									
Collection of Delinquent Receivables (Countywide)	'16 FQ2	▼		\$2,832,346	\$2,984,625 ▼		\$5,757,566	\$5,969,250																																	
Monitor Countywide Bond Ratings																																									
Debt Service Payments	'16 FQ2	▲		100%	100% ▲		100%	100%																																	
Internal																																									
Cohesive, standardized countywide financial systems and processes - Finance																																									
<table><tr><th>Initiative Name</th><th>Type</th><th>As Of</th><th>Status</th><th></th><th></th><th></th><th></th><th></th><th>%</th><th>Owners</th></tr><tr><td>ERP Project Planning - 5 Years Project</td><td></td><td>7/2/2015</td><td>In Progress</td><td></td><td></td><td></td><td></td><td></td><td>15%</td><td>Padron, Blanca (FIN)</td></tr><tr><td>IWA - Workflow Initiative</td><td></td><td>2/24/2016</td><td>In Progress</td><td>▲</td><td></td><td></td><td></td><td></td><td>40%</td><td>White, Connie (FIN)</td></tr></table>									Initiative Name	Type	As Of	Status						%	Owners	ERP Project Planning - 5 Years Project		7/2/2015	In Progress						15%	Padron, Blanca (FIN)	IWA - Workflow Initiative		2/24/2016	In Progress	▲					40%	White, Connie (FIN)
Initiative Name	Type	As Of	Status						%	Owners																															
ERP Project Planning - 5 Years Project		7/2/2015	In Progress						15%	Padron, Blanca (FIN)																															
IWA - Workflow Initiative		2/24/2016	In Progress	▲					40%	White, Connie (FIN)																															
Learning and Growth																																									
Filled/Vacancy Report - Finance																																									
Encourage Employee Training	n/a			n/a	n/a		n/a	n/a																																	
Positions: Full-Time Filled (FIN)	'16 FQ2	▲		312	340 ▲ (311 - 352)		312	340 (311 - 352)																																	
Part-Time Internship Participation (Various Universities)	'16 FQ2	▼		5	7 ▼		5	7																																	

Business Plan Report - Finance Department

Scorecard	Description					Owners
Finance Department						Padron, Blanca (FIN)
Customer						
Objective	Description					Owners
Monitor and report timely payment of invoices						Padron, Blanca (FIN); Diaz, Dania (FIN)
Grandparent Objectives	Description					Owners
ED4 Entrepreneurial development opportunities within Miami-Dade County						Miami-Dade County
Parent Objectives	Description					Owners
ED4-2 Create a business friendly environment						Miami-Dade County
Measures Linked to Objective		Period	Actual	Target	Variance	Owners
Miami-Dade County: AP Aging (30 Days)		'16 FQ2	58.74% 37,576.00 / 63,971.00	70.00%	-11.26%	Jimenez, Luis (FIN); Latchman, Chandrapattie (FIN)
<div></div>						
Child Measures		Period	Actual	Target	Variance	Owners
Animal Services: AP Aging (30 Days)		'16 FQ2	89.59% (792.00 / 884.00)	70.00%	19.59%	Latchman, Chandrapattie (FIN); Jimenez, Luis (FIN)
Audit & Management: AP Aging (30 Days)		'16 FQ2	100.00% (11.00 / 11.00)	70.00%	30.00%	Jimenez, Luis (FIN); Latchman, Chandrapattie (FIN)
Community Action & Human Serv: AP Aging (30 Days)		'16 FQ2	84.31% (2,654.00 / 3,148.00)	70.00%	14.31%	Latchman, Chandrapattie (FIN); Jimenez, Luis (FIN)
Communications: AP Aging (30 Days)		'16 FQ2	90.09% (300.00 / 333.00)	70.00%	20.09%	Latchman, Chandrapattie (FIN); Jimenez, Luis (FIN)
Corrections & Rehabilitation: AP Aging (30 Days)		'16 FQ2	78.37% (1,815.00 / 2,316.00)	70.00%	8.37%	Latchman, Chandrapattie (FIN); Jimenez, Luis (FIN)
Cultural Affairs: AP Aging (30 Days)		'16 FQ2	94.54% (901.00 / 953.00)	70.00%	24.54%	Latchman, Chandrapattie (FIN); Jimenez, Luis (FIN)
Elections: AP Aging (30 Days)		'16 FQ2	98.30% (231.00 / 235.00)	70.00%	28.30%	Jimenez, Luis (FIN); Latchman, Chandrapattie (FIN)
Finance: AP Aging (30 Days)		'16 FQ2	92.90% (680.00 / 732.00)	70.00%	22.90%	Latchman, Chandrapattie (FIN); Jimenez, Luis (FIN)

Business Plan Report - Finance Department

			(600.00 / 732.00)			
Fire Rescue: AP Aging (30 Days)	▼	'16 FQ2	64.59% (2,537.00 / 3,928.00)	70.00%	-5.41%	Jimenez, Luis (FIN); Latchman, Chandrapattie (FIN)
Human Resources: AP Aging (30 Days)	▲	'16 FQ2	80.08% (209.00 / 261.00)	70.00%	10.08%	Jimenez, Luis (FIN); Latchman, Chandrapattie (FIN)
Information Technology: AP Aging (30 Days)	▲	'16 FQ2	75.10% (929.00 / 1,237.00)	70.00%	5.10%	Jimenez, Luis (FIN); Latchman, Chandrapattie (FIN)
Internal Services: AP Aging (30 Days)	▼	'16 FQ2	26.94% (5,527.00 / 20,513.00)	70.00%	-43.06%	Jimenez, Luis (FIN); Latchman, Chandrapattie (FIN)
Library: AP Aging (30 Days)	▼	'16 FQ2	53.08% (647.00 / 1,219.00)	70.00%	-16.92%	Jimenez, Luis (FIN); Latchman, Chandrapattie (FIN)
Medical Examiner: AP Aging (30 Days)	▲	'16 FQ2	93.88% (184.00 / 196.00)	70.00%	23.88%	Latchman, Chandrapattie (FIN); Jimenez, Luis (FIN)
Metropolitan Planning Organization: AP Aging (30 Days)	▲	'16 FQ2	100.00% (46.00 / 46.00)	70.00%	30.00%	Latchman, Chandrapattie (FIN); Jimenez, Luis (FIN)
Office of Management & Budget: AP Aging (30 Days)	▲	'16 FQ2	86.61% (1,352.00 / 1,561.00)	70.00%	16.61%	Latchman, Chandrapattie (FIN); Jimenez, Luis (FIN)
Parks & Recreation: AP Aging (30 Days)	▼	'16 FQ2	66.04% (5,219.00 / 7,903.00)	70.00%	-3.96%	Latchman, Chandrapattie (FIN); Jimenez, Luis (FIN)
Police : AP Aging (30 Days)	▲	'16 FQ2	83.12% (1,472.00 / 1,771.00)	70.00%	13.12%	Jimenez, Luis (FIN); Latchman, Chandrapattie (FIN)
Pub Works & Waste Management: AP Aging (30 Days)	▲	'16 FQ2	87.18% (3,155.00 / 3,619.00)	70.00%	17.18%	Latchman, Chandrapattie (FIN); Jimenez, Luis (FIN)
Public Housing & Community Development: AP Aging (30 Days)	▼	'16 FQ2	0.00% (0.00 / 1.00)	70.00%	-70.00%	Jimenez, Luis (FIN); Latchman, Chandrapattie (FIN)
Regulatory & Economic Resources: AP Aging (30 Days)	▲	'16 FQ2	88.11% (1,600.00 / 1,816.00)	70.00%	18.11%	Latchman, Chandrapattie (FIN); Jimenez, Luis (FIN)
Seaport: AP Aging (30 Days)	▲	'16 FQ2	84.16% (1,153.00 / 1,370.00)	70.00%	14.16%	Jimenez, Luis (FIN); Latchman, Chandrapattie (FIN)
Transit: AP Aging (30 Days)	▼	'16 FQ2	47.28% (2,962.00 / 6,265.00)	70.00%	-22.72%	Latchman, Chandrapattie (FIN); Jimenez, Luis (FIN)
All Other: AP Aging (30 Days)	▲	'16 FQ2	87.85% (3,168.00 / 3,606.00)	70.00%	17.85%	Jimenez, Luis (FIN); Latchman, Chandrapattie (FIN)
Accounts Payable (Vouchers)		'16 FQ2	182,940	n/a	n/a	Jimenez, Luis (FIN); Latchman, Chandrapattie (FIN)

Business Plan Report - Finance Department

Miami-Dade County: AP Aging (45 Days)

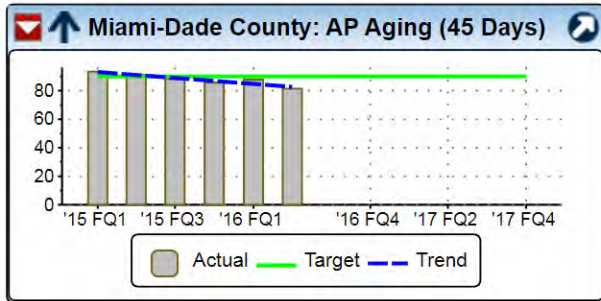


'16 FQ2

81.40%
52,073.00 / 63,971.00)

90.00%

-8.60% Jimenez, Luis (FIN);
Latchman, Chandrapattie (FIN)



Child Measures		Period	Actual	Target	Variance	Owners
Finance: AP Aging (45 Days)		'16 FQ2	98.22% (719.00 / 732.00)	90.00%	8.22%	Latchman, Chandrapattie (FIN); Jimenez, Luis (FIN)
Animal Services: AP Aging (45 Days)		'16 FQ2	99.43% (879.00 / 884.00)	90.00%	9.43%	Latchman, Chandrapattie (FIN); Jimenez, Luis (FIN)
Audit & Management: AP Aging (45 Days)		'16 FQ2	100.00% (11.00 / 11.00)	90.00%	10.00%	Latchman, Chandrapattie (FIN); Jimenez, Luis (FIN)
Community Action & Human Serv: AP Aging (45 Days)		'16 FQ2	95.27% (2,999.00 / 3,148.00)	90.00%	5.27%	Latchman, Chandrapattie (FIN); Jimenez, Luis (FIN)
Communications: AP Aging (45 Days)		'16 FQ2	96.70% (322.00 / 333.00)	90.00%	6.70%	Jimenez, Luis (FIN); Latchman, Chandrapattie (FIN)
Corrections & Rehabilitation: AP Aging (45 Days)		'16 FQ2	95.81% (2,219.00 / 2,316.00)	90.00%	5.81%	Jimenez, Luis (FIN); Latchman, Chandrapattie (FIN)
Cultural Affairs: AP Aging (45 Days)		'16 FQ2	97.48% (929.00 / 953.00)	90.00%	7.48%	Jimenez, Luis (FIN); Latchman, Chandrapattie (FIN)
Elections: AP Aging (45 Days)		'16 FQ2	98.72% (232.00 / 235.00)	90.00%	8.72%	Latchman, Chandrapattie (FIN); Jimenez, Luis (FIN)
Human Resources: AP Aging (45 Days)		'16 FQ2	91.57% (239.00 / 261.00)	90.00%	1.57%	Jimenez, Luis (FIN); Latchman, Chandrapattie (FIN)
Information Technology: AP Aging (45 Days)		'16 FQ2	92.72% (1,147.00 / 1,237.00)	90.00%	2.72%	Latchman, Chandrapattie (FIN); Jimenez, Luis (FIN)
Internal Services: AP Aging (45 Days)		'16 FQ2	65.52% 13,440.00 / 20,513.00)	90.00%	-24.48%	Jimenez, Luis (FIN); Latchman, Chandrapattie (FIN)
Juvenile Services: AP Aging (45 Days)		'16 FQ2	96.10% (74.00 / 77.00)	90.00%	6.10%	Latchman, Chandrapattie (FIN); Jimenez, Luis (FIN)
Library: AP Aging (45 Days)		'16 FQ2	83.26% (1,015.00 / 1,219.00)	90.00%	-6.74%	Latchman, Chandrapattie (FIN); Jimenez, Luis (FIN)
Medical Examiner: AP Aging (45 Days)		'16 FQ2	99.49% (195.00 / 196.00)	90.00%	9.49%	Jimenez, Luis (FIN); Latchman, Chandrapattie (FIN)


Business Plan Report - Finance Department

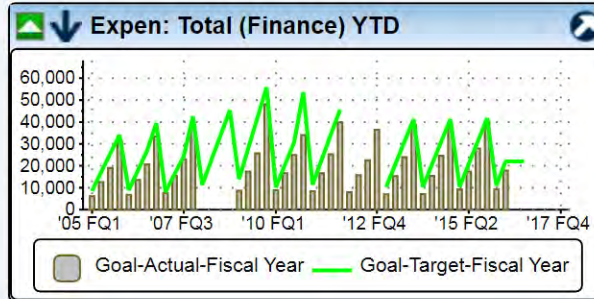
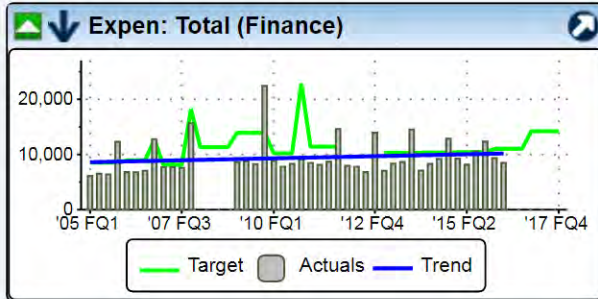
Metropolitan Planning Organization: AP Aging (45 Days)		'16 FQ2	100.00% (46.00 / 46.00)	90.00%	10.00%	Latchman, Chandrapattie (FIN); Jimenez, Luis (FIN)
Office of Management & Budget: AP Aging (45 Days)		'16 FQ2	94.36% (1,473.00 / 1,561.00)	90.00%	4.36%	Latchman, Chandrapattie (FIN); Jimenez, Luis (FIN)
Parks & Recreation: AP Aging (45 Days)		'16 FQ2	79.83% (6,309.00 / 7,903.00)	90.00%	-10.17%	Jimenez, Luis (FIN); Latchman, Chandrapattie (FIN)
Police : AP Aging (45 Days)		'16 FQ2	95.48% (1,691.00 / 1,771.00)	90.00%	5.48%	Latchman, Chandrapattie (FIN); Jimenez, Luis (FIN)
Pub Works & Waste Management: AP Aging (45 Days)		'16 FQ2	97.29% (3,521.00 / 3,619.00)	90.00%	7.29%	Jimenez, Luis (FIN); Latchman, Chandrapattie (FIN)
Public Housing & Community Development: AP Aging (45 Days)		'16 FQ2	100.00% (1.00 / 1.00)	90.00%	10.00%	Latchman, Chandrapattie (FIN); Jimenez, Luis (FIN)
Regulatory & Economic Resources: AP Aging (45 Days)		'16 FQ2	97.80% (1,776.00 / 1,816.00)	90.00%	7.80%	Jimenez, Luis (FIN); Latchman, Chandrapattie (FIN)
Seaport: AP Aging (45 Days)		'16 FQ2	97.81% (1,340.00 / 1,370.00)	90.00%	7.81%	Jimenez, Luis (FIN); Latchman, Chandrapattie (FIN)
Transit: AP Aging (45 Days)		'16 FQ2	73.84% (4,626.00 / 6,265.00)	90.00%	-16.16%	Jimenez, Luis (FIN); Latchman, Chandrapattie (FIN)
All Other: AP Aging (45 Days)		'16 FQ2	94.59% (3,411.00 / 3,606.00)	90.00%	4.59%	Jimenez, Luis (FIN); Latchman, Chandrapattie (FIN)
Accounts Payable (Vouchers)		'16 FQ2	182,940	n/a	n/a	Jimenez, Luis (FIN); Latchman, Chandrapattie (FIN)















Financial

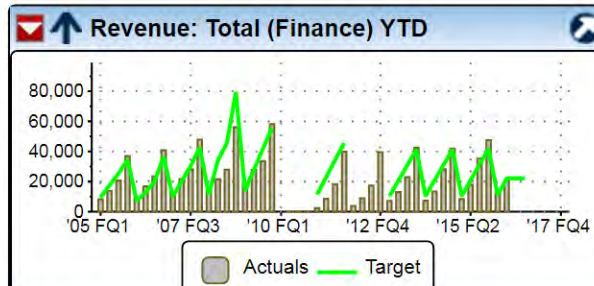
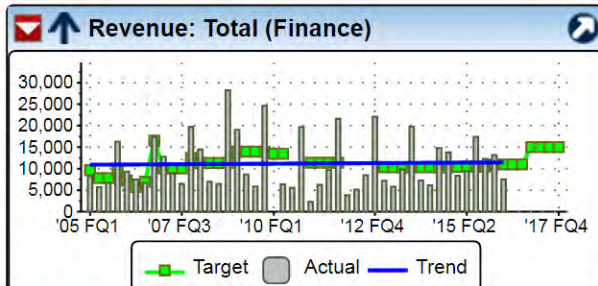
Objective	Description	Owners
Meet Budget Targets (Finance)		Padron, Blanca (FIN); Diaz, Dania (FIN)
Grandparent Objectives	Description	Owners
GG4-2 Effectively allocate resources to meet current and future operating and capital needs		Miami-Dade County
zz_2003_Planned necessary resources to meet current and future operating and capital needs (priority outcome)	Planned necessary resources to meet current and future operating and capital needs	Admin, Admin
Parent Objectives	Description	Owners
Meet Budget Targets - Archived		Office of Management and Budget
Meet Budget Targets (All Miami-Dade County)	This is the parent objectives to all departmental "Meet Budget Targets" objective. This is the child objective to the County's Strategic Plan Objective, "GG4-2: Effectively allocate and utilize resources to meet current and future operating and capital needs."	Moon, Jennifer (OMB)

Business Plan Report - Finance Department

Measures Linked to Objective	Period	Actual	Target	Variance	Owners
Expen: Total (Finance) (Annual budget divided by quarters) 	'16 FQ2	\$8,457K	\$11,012K	\$2,555K	Cam, Peter (FIN); Padron, Blanca (FIN)



Child Measures	Period	Actual	Target	Variance	Owners
Expenditure: Personnel Costs (FIN) 	'16 FQ2	\$6,738K	\$7,465K	n/a	Rizzo, Madelin (FIN); Padron, Blanca (FIN)
Expenditure: Other Operating (FIN) 	'16 FQ2	\$564K	\$1,409K	n/a	Rizzo, Madelin (FIN); Padron, Blanca (FIN)
Expenditure: Capital (FIN) 	'16 FQ2	\$53K	\$58K	\$5K	Padron, Blanca (FIN); Rizzo, Madelin (FIN)
Expenditure: Charges for County Services (FIN) 	'16 FQ2	\$1,002K	\$684K	n/a	Rizzo, Madelin (FIN); Padron, Blanca (FIN)
Expenditure: Court Costs (FIN) 	'16 FQ2	\$4K	\$4K	n/a	Rizzo, Madelin (FIN); Padron, Blanca (FIN)
Expenditure: Contractual Services (FIN) 	'16 FQ2	\$96K	\$390K	n/a	Rizzo, Madelin (FIN); Padron, Blanca (FIN)
Expenditure: Debt Service (FIN) 	'16 FQ2	\$0K	\$0K	n/a	Rizzo, Madelin (FIN); Padron, Blanca (FIN)
Expenditure: Distribution of Funds in Trust (FIN) 	'16 FQ2	\$0K	\$0K	n/a	Rizzo, Madelin (FIN); Padron, Blanca (FIN)
Expenditure: Depreciation, Amortization, Depletion (FIN) 	'16 FQ2	\$0K	\$0K	n/a	Rizzo, Madelin (FIN); Padron, Blanca (FIN)
Expenditure: Grants to Outside Organizations (FIN) 	'16 FQ2	\$0K	\$0K	n/a	Rizzo, Madelin (FIN); Padron, Blanca (FIN)
Expenditure: Intradepartmental Transfers (FIN) 	'16 FQ2	\$0K	\$144K	n/a	Rizzo, Madelin (FIN); Padron, Blanca (FIN)
Expenditure: Reserves (FIN) 	'16 FQ2	\$0K	\$0K	n/a	Rizzo, Madelin (FIN); Padron, Blanca (FIN)
Expenditure: Transfers Out (FIN) 	'16 FQ2	\$0K	\$858K	n/a	Rizzo, Madelin (FIN); Padron, Blanca (FIN)
Revenue: Total (Finance) (Annual budget divided by quarters) 	'16 FQ2	\$7,501K	\$11,011K	\$-3,510K	Cam, Peter (FIN); Rizzo, Madelin (FIN); Padron, Blanca (FIN)

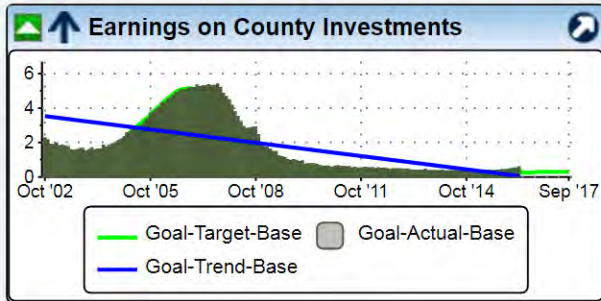


Business Plan Report - Finance Department

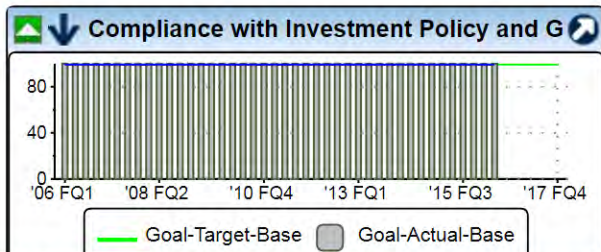
Child Measures		Period	Actual	Target	Variance	Owners
Revenue: Carryover (FIN)	▼	'16 FQ2	\$0K	\$549K	\$-549K	Rizzo, Madelin (FIN); Padron, Blanca (FIN)
Revenue: General Fund (FIN)	▲	'16 FQ2	\$0K	\$0K	\$0K	Rizzo, Madelin (FIN); Padron, Blanca (FIN)
Revenue: Proprietary (FIN)	▼	'16 FQ2	\$7,501K	\$10,222K	\$-2,721K	Rizzo, Madelin (FIN); Padron, Blanca (FIN)
Revenue: Federal (FIN)	▼	'16 FQ2	\$0K	\$97K	\$-97K	Rizzo, Madelin (FIN); Padron, Blanca (FIN)
Revenue: State (FIN)	▲	'16 FQ2	\$0K	\$0K	\$0K	Rizzo, Madelin (FIN); Padron, Blanca (FIN)
Revenue: Interagency/Intradepartmental (FIN)	▼	'16 FQ2	\$0K	\$144K	\$-144K	Rizzo, Madelin (FIN); Padron, Blanca (FIN)

Objective	Description	Owners
Sound asset management and financial investment strategies - Cash Management		Gomez, Mariela (FIN); Padron, Blanca (FIN)

Measures Linked to Objective		Period	Actual	Target	Variance	Owners
Maximize Earnings on County Investments (target to surpass 180-Day Avg. Return of T-Bill)	▲	Apr '16	0.57%	0.41%	0.16%	Hill, Christopher (FIN); Gomez, Mariela (FIN); Torres, Maria (FIN); Arango, Andres (FIN)



Child Measures		Period	Actual	Target	Variance	Owners
Investment Return: 180-Day Avg. Return of T-Bill		Apr '16	n/a	0.41%	n/a	Hill, Christopher (FIN); Gomez, Mariela (FIN); Torres, Maria (FIN)
Investment Return: Florida SBA Pool		Apr '16	n/a	0.59%	n/a	Hill, Christopher (FIN); Gomez, Mariela (FIN); Torres, Maria (FIN)
Compliance with Investment Policy and Guidelines	▲	'16 FQ2	100%	100%	0%	Hill, Christopher (FIN); Gomez, Mariela (FIN); Torres, Maria (FIN); Arango, Andres (FIN)







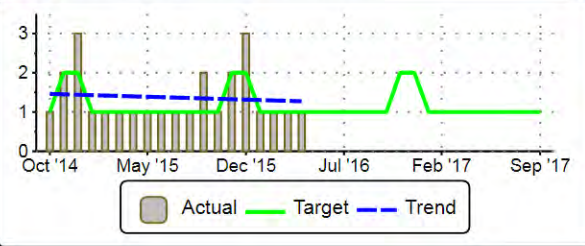




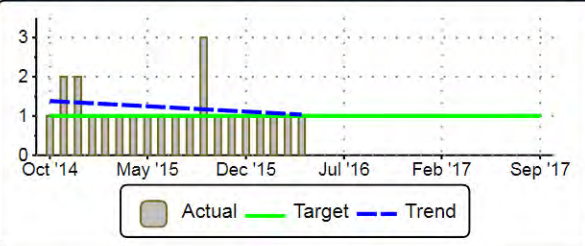




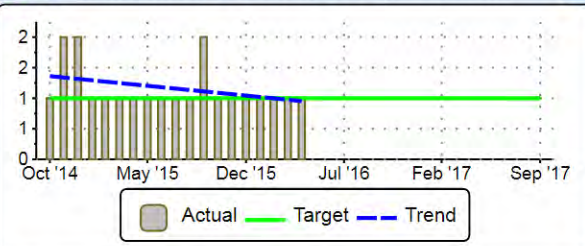
Business Plan Report - Finance Department

Goal-Trend-Base

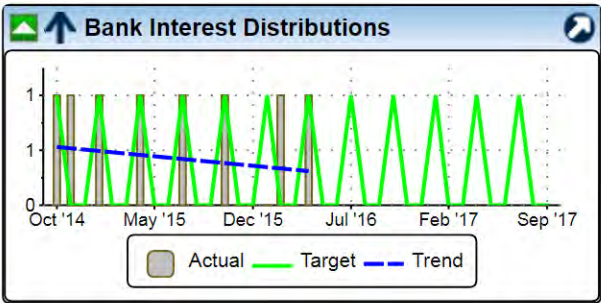
Child Measures	Period	Actual	Target	Variance	Owners
Treasuries - Cash Management	'16 FQ2	2%	n/a	n/a	Hill, Christopher (FIN); Gomez, Mariela (FIN); Torres, Maria (FIN); Arango, Andres (FIN)
Agencies - Cash Management	'16 FQ2	94%	n/a	n/a	Hill, Christopher (FIN); Gomez, Mariela (FIN); Torres, Maria (FIN); Arango, Andres (FIN)
Commercial Paper - Cash Management	'16 FQ2	2%	n/a	n/a	Hill, Christopher (FIN); Gomez, Mariela (FIN); Torres, Maria (FIN); Arango, Andres (FIN)
Banker's Acceptance - Cash Management	'16 FQ2	0%	n/a	n/a	Hill, Christopher (FIN); Gomez, Mariela (FIN); Torres, Maria (FIN); Arango, Andres (FIN)
Time Deposits - Cash Management	'16 FQ2	0%	n/a	n/a	Hill, Christopher (FIN); Gomez, Mariela (FIN); Torres, Maria (FIN); Arango, Andres (FIN)
SBA/Investment Pools - Cash Management	'16 FQ2	0%	n/a	n/a	Hill, Christopher (FIN); Gomez, Mariela (FIN); Torres, Maria (FIN); Arango, Andres (FIN)
Money Market Funds - Cash Management	'16 FQ2	2%	n/a	n/a	Hill, Christopher (FIN); Gomez, Mariela (FIN); Torres, Maria (FIN); Arango, Andres (FIN)
Repurchase Agreement - Cash Management	'16 FQ2	0%	n/a	n/a	Hill, Christopher (FIN); Gomez, Mariela (FIN); Torres, Maria (FIN); Arango, Andres (FIN)
Open/Closed End Funds - Cash Management	'16 FQ2	0%	n/a	n/a	Hill, Christopher (FIN); Gomez, Mariela (FIN); Torres, Maria (FIN); Arango, Andres (FIN)
Interest Bearing Deposit - Cash Management	'16 FQ2	0	n/a	n/a	Hill, Christopher (FIN); Torres, Maria (FIN); Arango, Andres (FIN)

Objective	Description	Owners
Tax Collector Distributions per Florida § 197.383	197.383. Distribution of Taxes. The Tax Collector will distribute taxes collected to each taxing authority at least four times during the first two months (Nov & Dec) and at least one time in all other months. For C & T and LBT one distribution per month for all months is required	Padron, Blanca (FIN); Teintze, Jurgan (FIN)

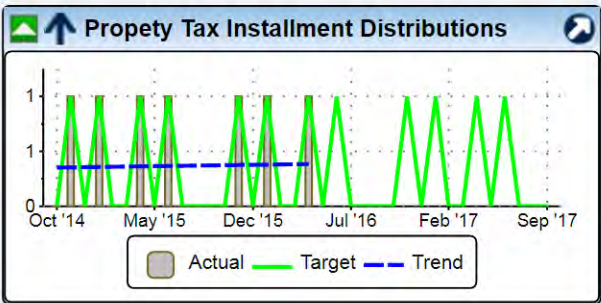
Business Plan Report - Finance Department

Measures Linked to Objective		Period	Actual	Target	Variance	Owners
Property Tax Distributions		Apr '16	1	1	0	Cam, Peter (FIN); Teintze, Jurgan (FIN); Saiz, Marcus; Royero, Gina (FIN)
<div>   Property Tax Distributions  </div> 						
Local Business Tax Distributions		Apr '16	1	1	0	Saiz, Marcus; Teintze, Jurgan (FIN); Cam, Peter (FIN); Royero, Gina (FIN)
<div>   Local Business Tax Distributions  </div> 						
Convention & Tourist Tax Distributions		Apr '16	1	1	0	Teintze, Jurgan (FIN); Cam, Peter (FIN); Royero, Gina (FIN); Saiz, Marcus
<div>   Convention & Tourist Tax Distributions  </div> 						

Bank Interest Distributions		Apr '16	1	1	0 Cam, Peter (FIN); Teintze, Jorgen (FIN); Saiz, Marcus; Royero, Gina (FIN)
-----------------------------	--	---------	---	---	--





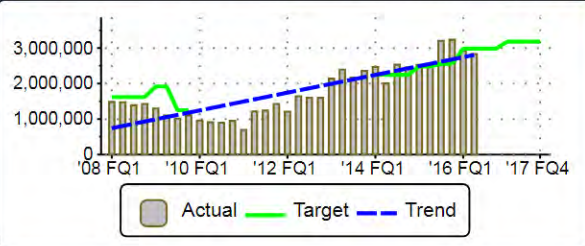







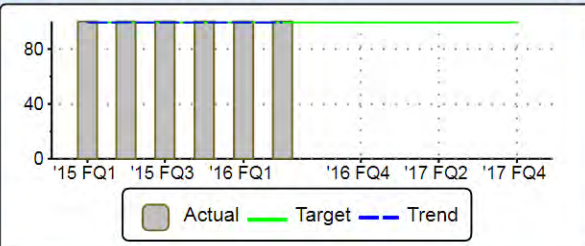
Property Tax Installment Distributions		Apr '16	1	1	0 Cam, Peter (FIN); Saiz, Marcus; Royero, Gina (FIN); Teintze, Jorgen (FIN)
--	--	---------	---	---	--









Objective	Description	Owners
Improve Collections Assigned (FIN)		Padron, Blanca (FIN); Diaz, Dania (FIN)
Grandparent Objectives	Description	Owners
GG4 Effective management practices		Miami-Dade County
Parent Objectives	Description	Owners
GG4-1 Provide sound financial and risk management		Miami-Dade County

Business Plan Report - Finance Department

Measures Linked to Objective	Period	Actual	Target	Variance	Owners
Collection of Delinquent Receivables (Countywide) 	'16 FQ2	\$2,832,346	\$2,984,625	\$-152,279	Teintze, Jurgan (FIN); Cam, Peter (FIN); Gomez, Gerardo (FIN); Mekin, Cristina (FIN); Suarez, Dennise (FIN)
<div>   Collection of Delinquent Receivables (Cot  </div> 					
Child Measures	Period	Actual	Target	Variance	Owners
Average No. of Accounts Worked Per Day Per Collector 	'16 FQ2	46	50	-4	Mekin, Cristina (FIN); Teintze, Jurgan (FIN); Cam, Peter (FIN)

Objective	Description					Owners
Monitor Countywide Bond Ratings						Padron, Blanca (FIN); Diaz, Dania (FIN)
Measures Linked to Objective		Period	Actual	Target	Variance	Owners
Debt Service Payments		'16 FQ2	100%	100%	0%	Hinton, Frank; Wood, Arlesa (FIN)
<div><div> Debt Service Payments </div><div></div></div>						

Internal

Objective	Description										Owners	
Cohesive, standardized countywide financial systems and processes - Finance											Padron, Blanca (FIN); Diaz, Dania (FIN); White, Connie (FIN)	
Initiatives Linked to Objective	Est. Start	Est. End	Type	As Of						%	Status	Owners
ERP Project Planning - 5 Years Project	10/1/2014	10/1/2021		7/2/2015						15%	In Progress	Padron, Blanca (FIN)
IWA - Workflow Initiative	10/1/2014	9/30/2017		2/24/2016						40%	In Progress	White, Connie (FIN)

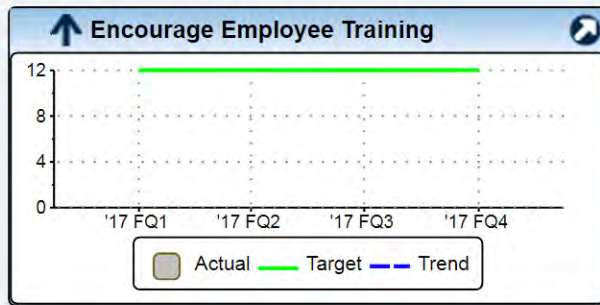
Learning and Growth

Objective	Description	Owners
Filled/Vacancy Report - Finance		Padron, Blanca (FIN); Diaz, Dania (FIN); Finance

Grandparent Objectives	Description	Owners
GG2 Excellent, engaged workforce		Miami-Dade County

Parent Objectives	Description	Owners
GG2-1 Attract and hire new talent		Miami-Dade County

Measures Linked to Objective	Period	Actual	Target	Variance	Owners
Encourage Employee Training	n/a	n/a	n/a	n/a	Castillo, Hilda ; Delgado, Vivian (FIN); Alonso, Annette (FIN)



Positions: Full-Time Filled (FIN)

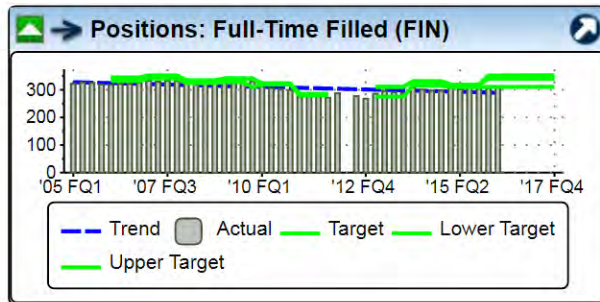


'16 FQ2

312

340
(311 - 352)

n/a Rizzo, Madelin (FIN); Padron, Blanca (FIN)



Part-Time Internship Participation (Various Universities)



'16 FQ2

5

7

-2 Alonso, Annette (FIN)

