



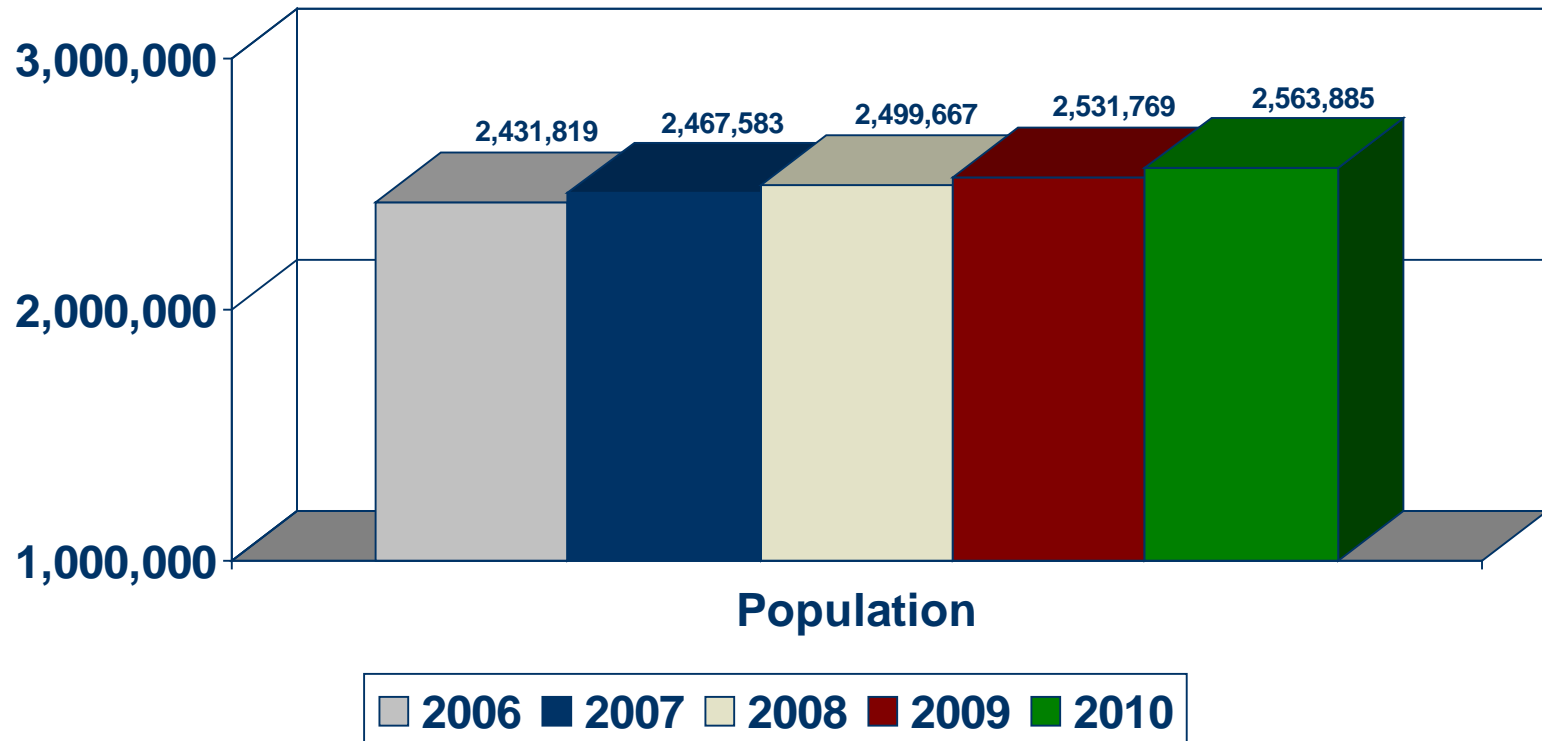
Office of the

# Mayor Carlos Alvarez

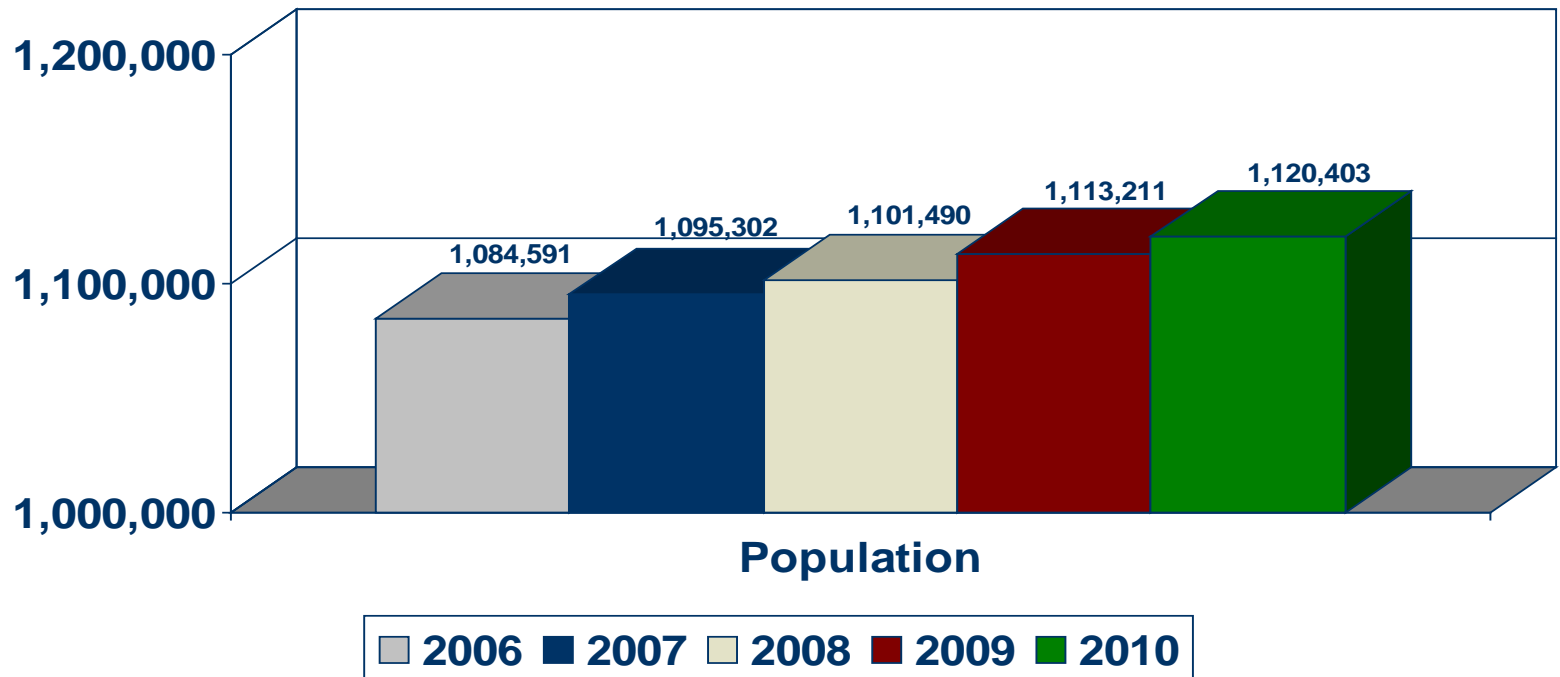
Miami-Dade Police Department  
James K. Loftus, Director  
Five Year Crime Comparison  
Press Conference  
March 3, 2011



# Miami-Dade County Population Overview



# Unincorporated Miami-Dade County Population Overview



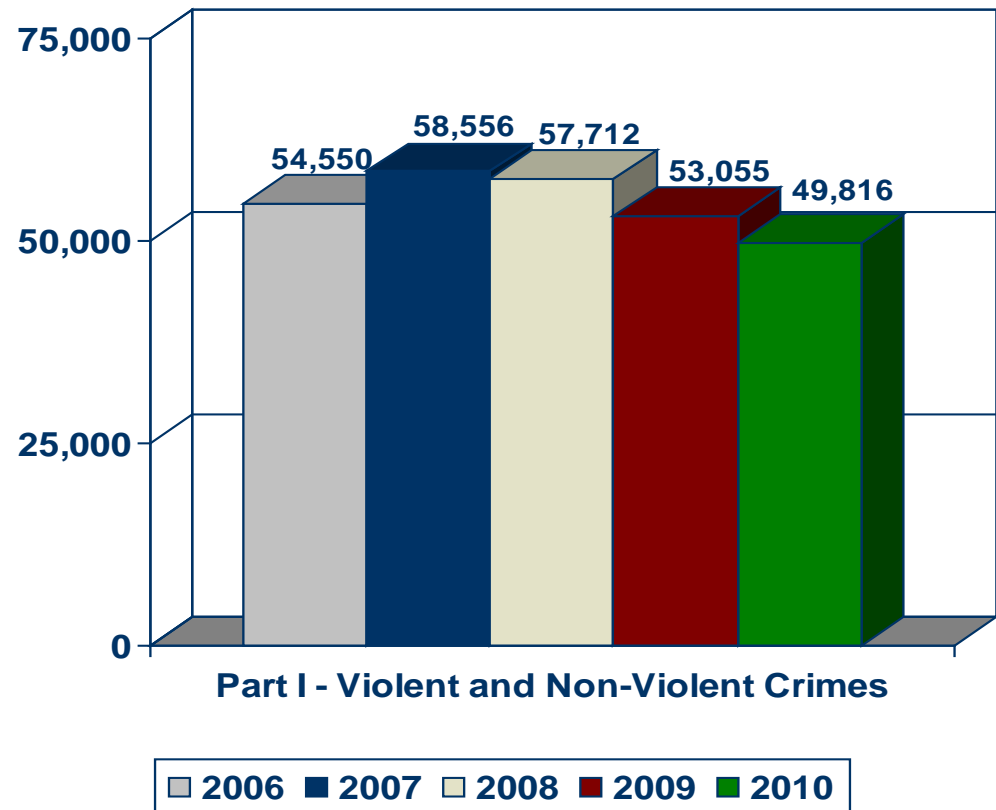
# Miami-Dade Police Department

## Part I – Violent and Non-Violent Crimes\*



### ◆ Five Year Comparison

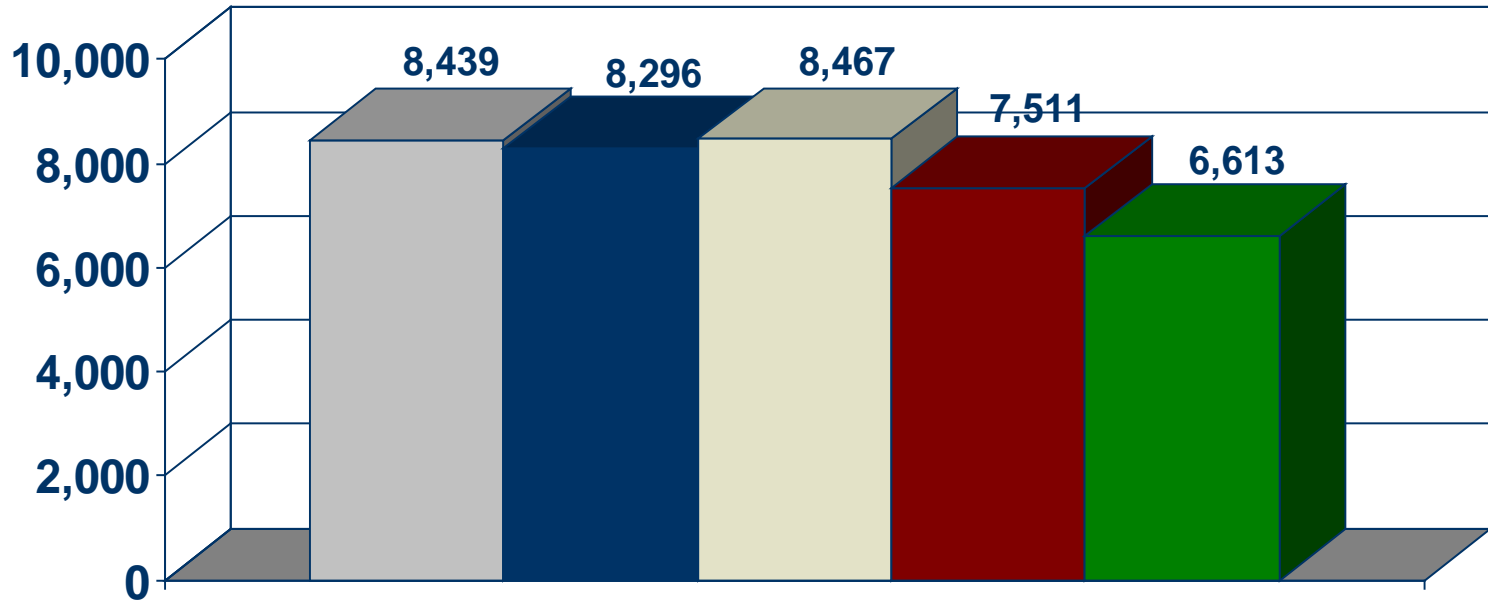
- 2009 to 2010 total cases are down 6%
- 2006 to 2010 total cases are down 9%



\*Murder, Forcible Sex Offenses, Robberies, Aggravated Assaults, Burglaries, Larcenies, Motor Vehicle Thefts

# Miami-Dade Police Department

## Part I - Violent Crimes\*



Part I - Violent Crimes

2006 2007 2008 2009 2010

\*Murder, Forcible Sex Offenses, Robberies, Aggravated Assaults

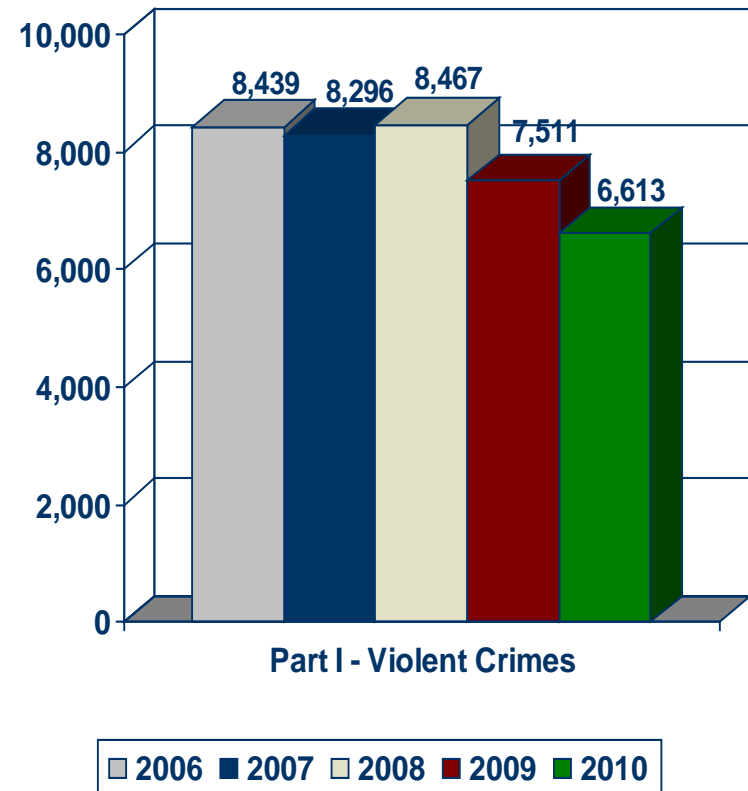
# Miami-Dade Police Department

## Part I – Violent Crimes\*



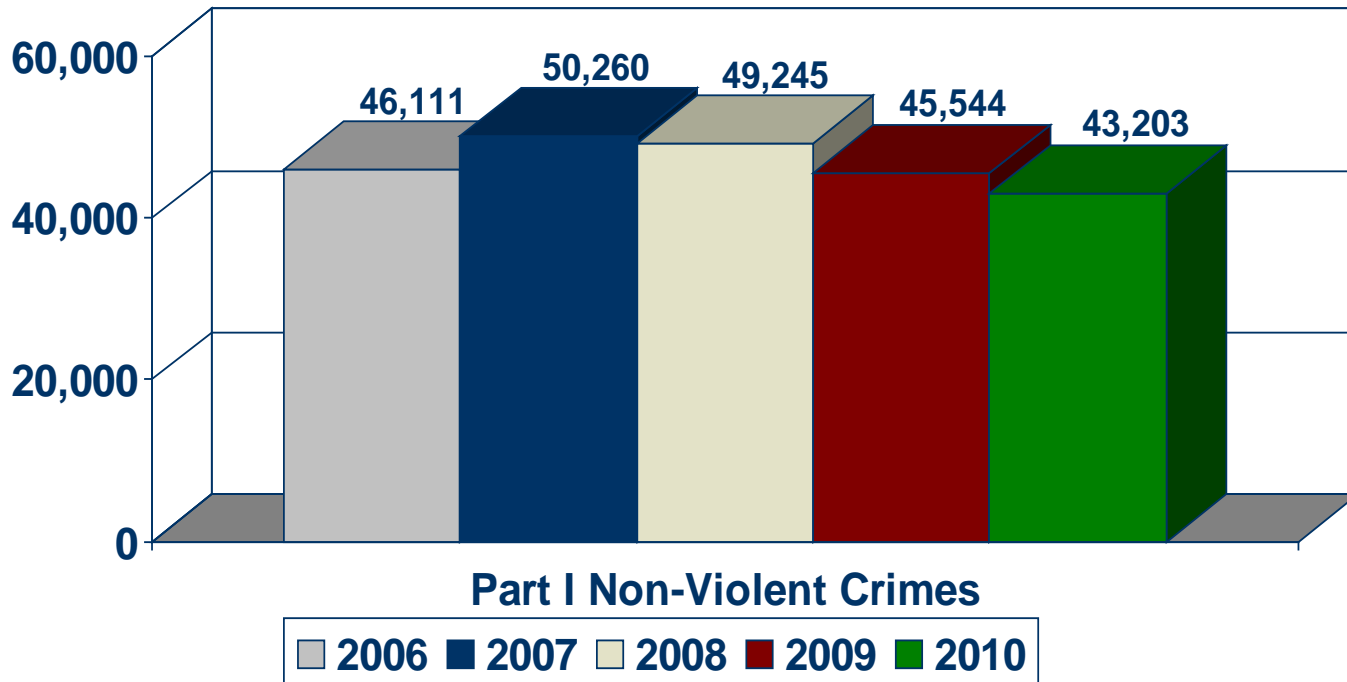
### ◆ Five Year Comparison

- 2009 to 2010 total cases are down 12%
- 2006 to 2010 total cases are down 22%



# Miami-Dade Police Department

## Part I – Non-Violent Crimes\*



\*Burglaries, Larcenies, Motor Vehicle Thefts

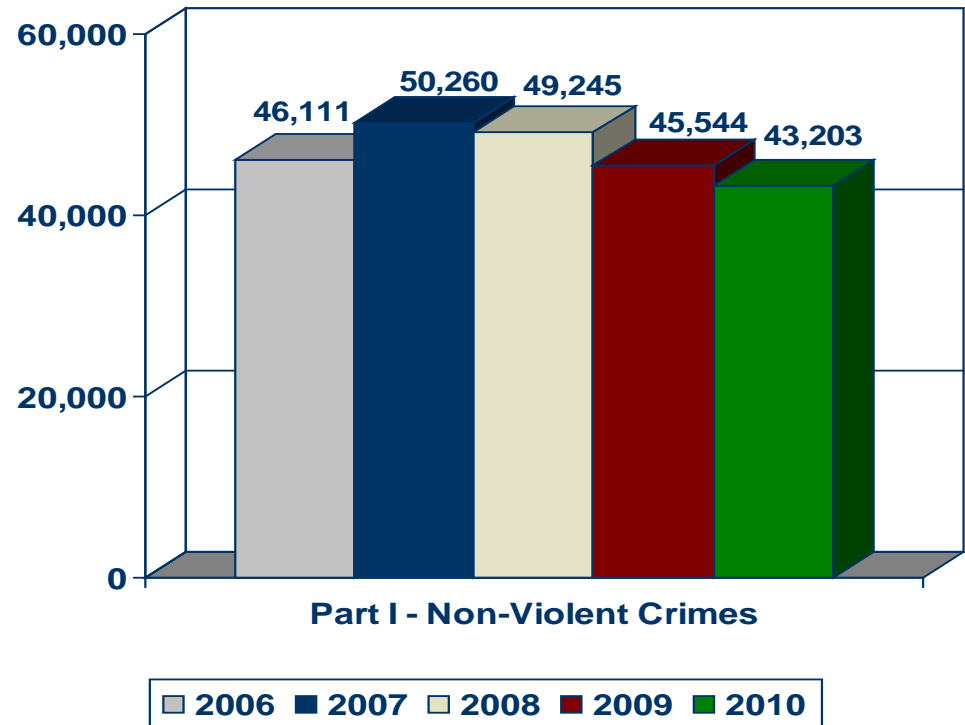
# Miami-Dade Police Department

## Part I – Non-Violent Crimes\*



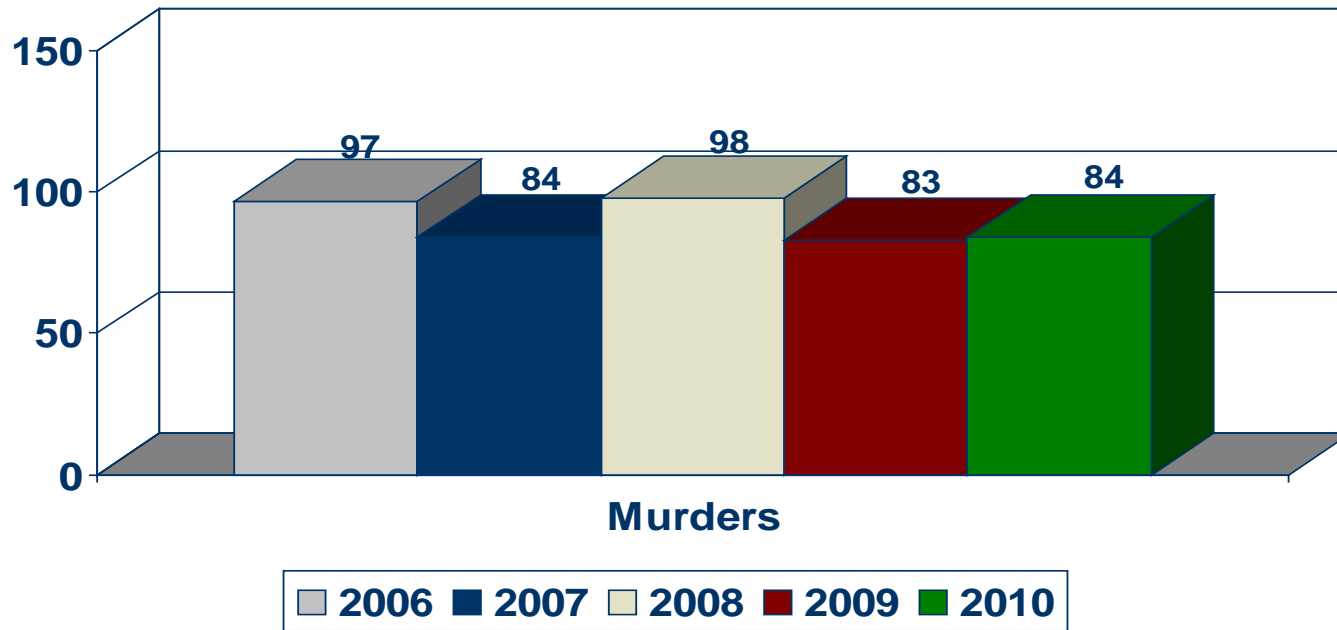
### ◆ Five Year Comparison

- 2009 to 2010 total cases are down 5%
- 2006 to 2010 total cases are down 6%





# Miami-Dade Police Department Murders

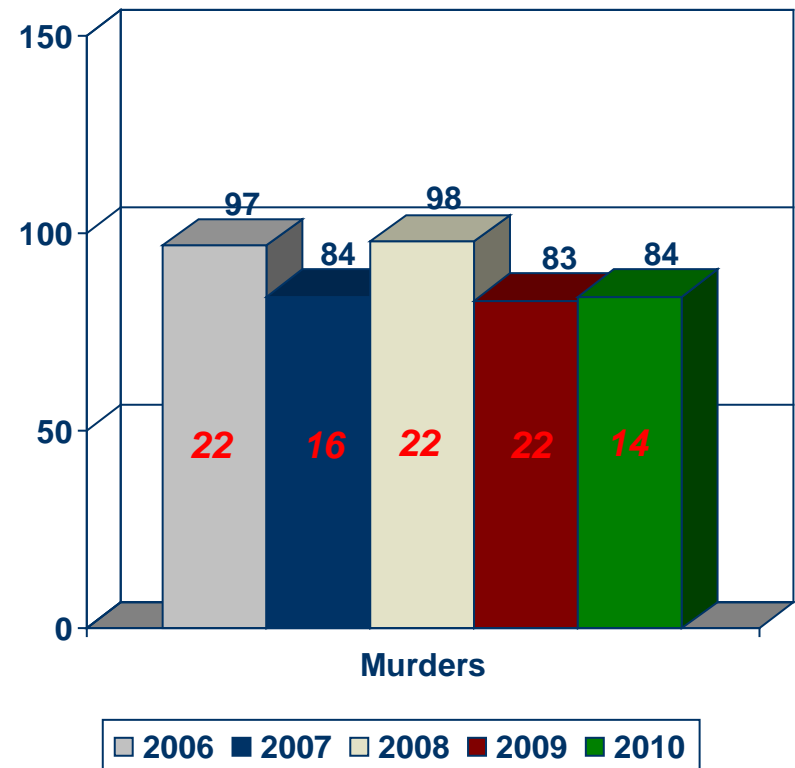


# Miami-Dade Police Department Murders

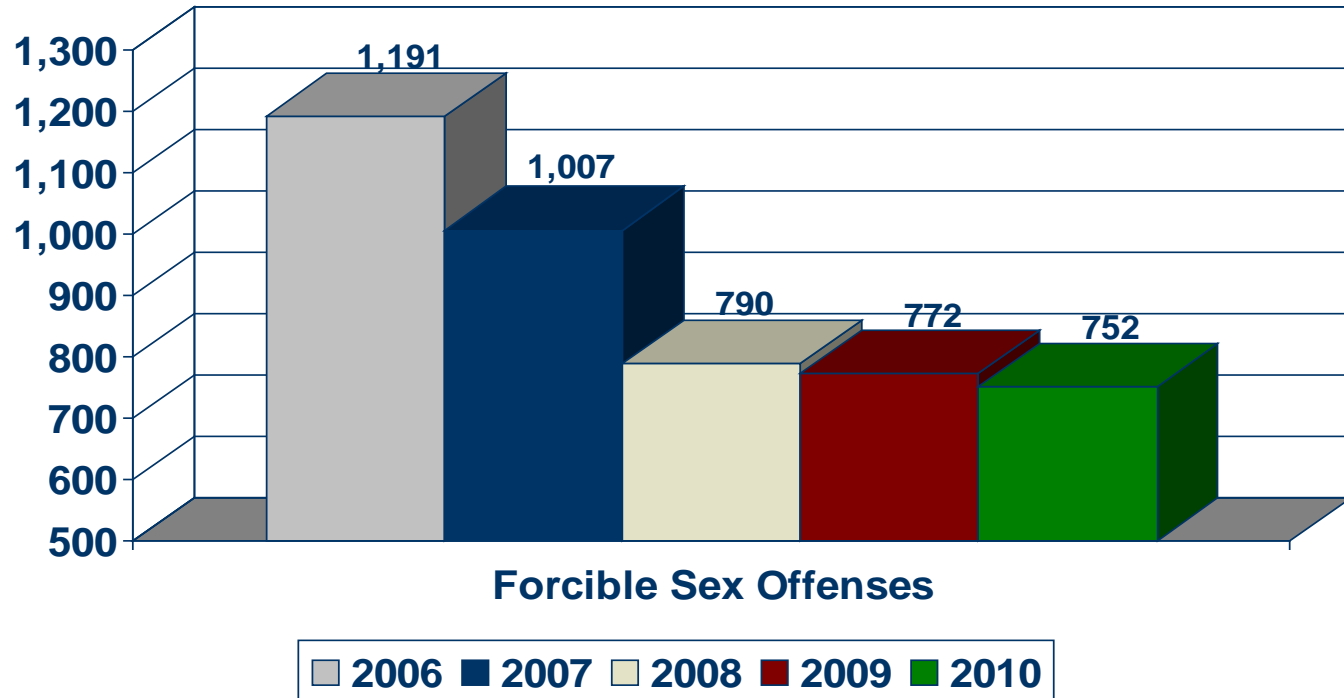


## ◆ Five Year Comparison

- 2009 to 2010 murders are up 1%
- 2006 to 2010 murders are down 13%
- 14 of the 84 murders were domestic incidents
  - 2010 – 14
  - 2009 – 22
  - 2008 – 22
  - 2007 – 16
  - 2006 – 22



# Miami-Dade Police Department Forcible Sex Offenses

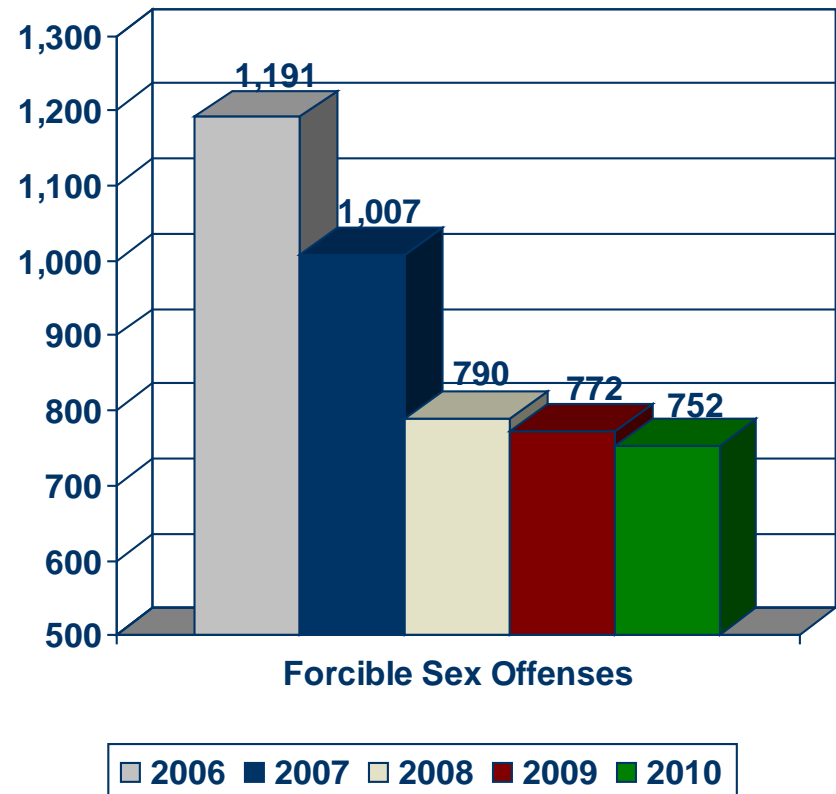


# Miami-Dade Police Department Forcible Sex Offenses

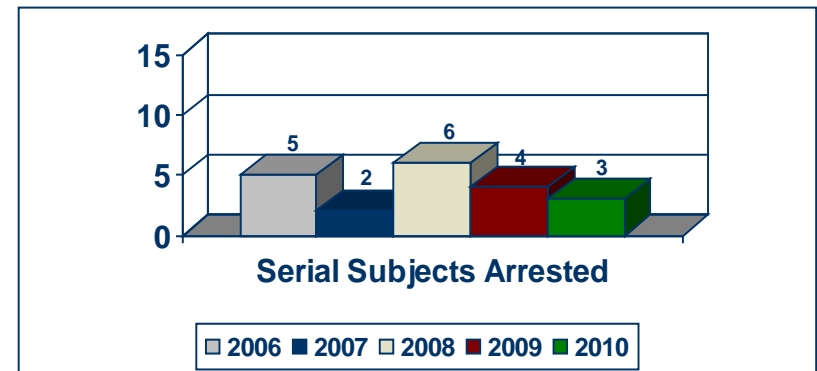
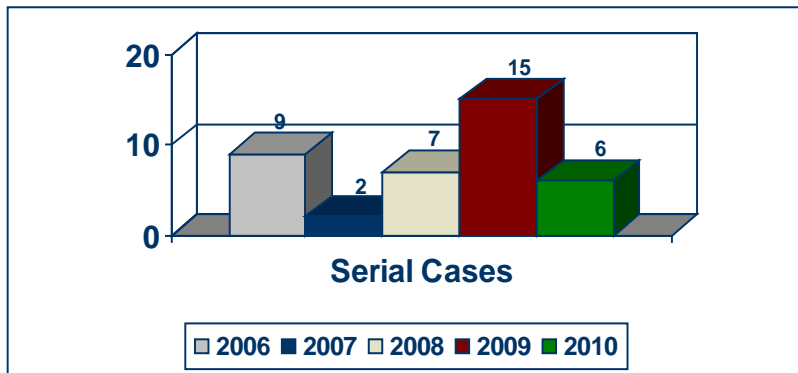
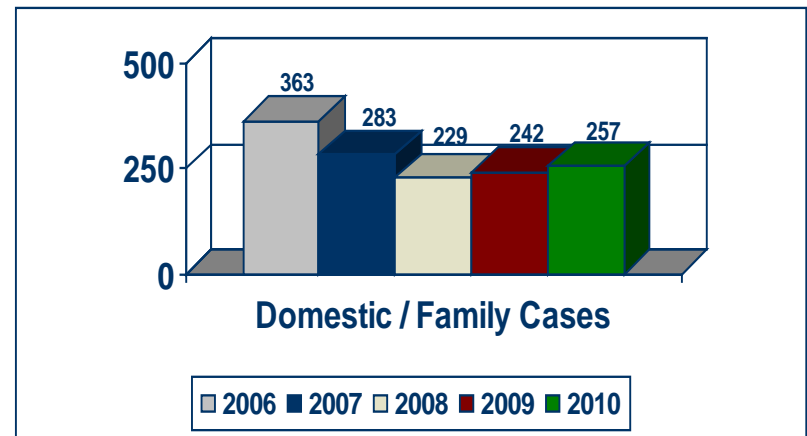
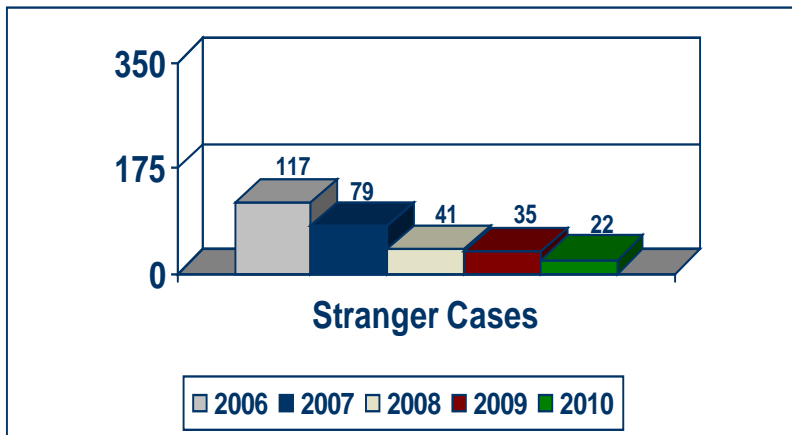


## ◆ Five Year Comparison

- 2009 to 2010 forcible sex offenses are down 3%
- 2006 to 2010 forcible sex offenses down 37%

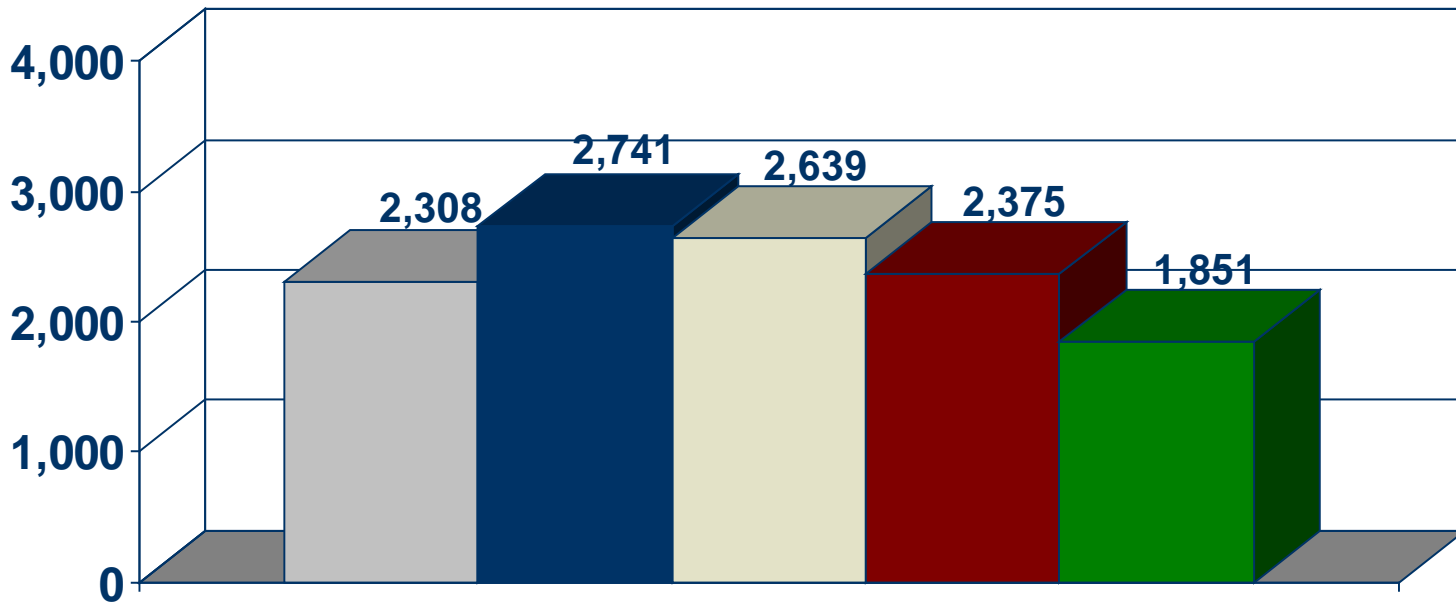


# Miami-Dade Police Department Forcible Sex Offenses



*From 2006 through 2010, 20 serial subjects have been arrested, closing 40 cases.*

# Miami-Dade Police Department Robberies



Robberies

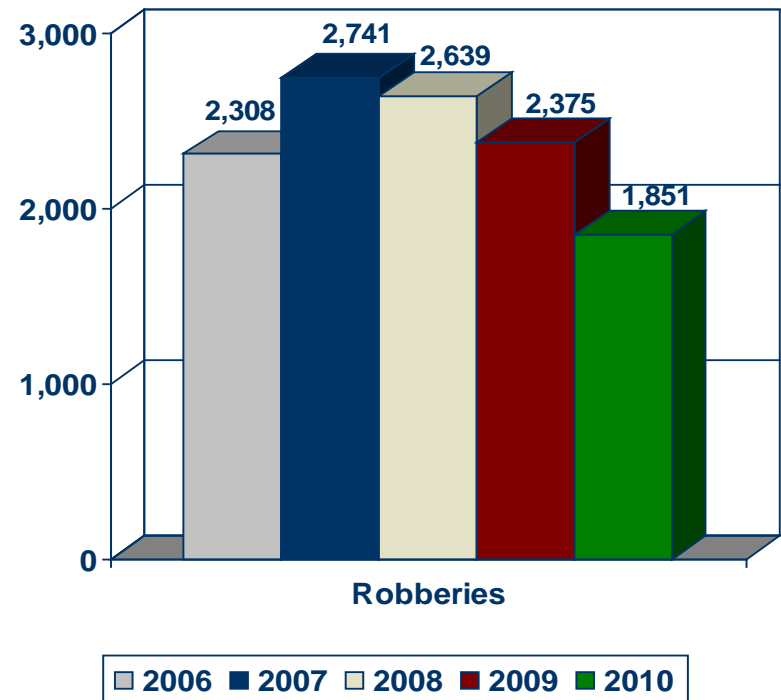
2006 2007 2008 2009 2010

# Miami-Dade Police Department Robberies

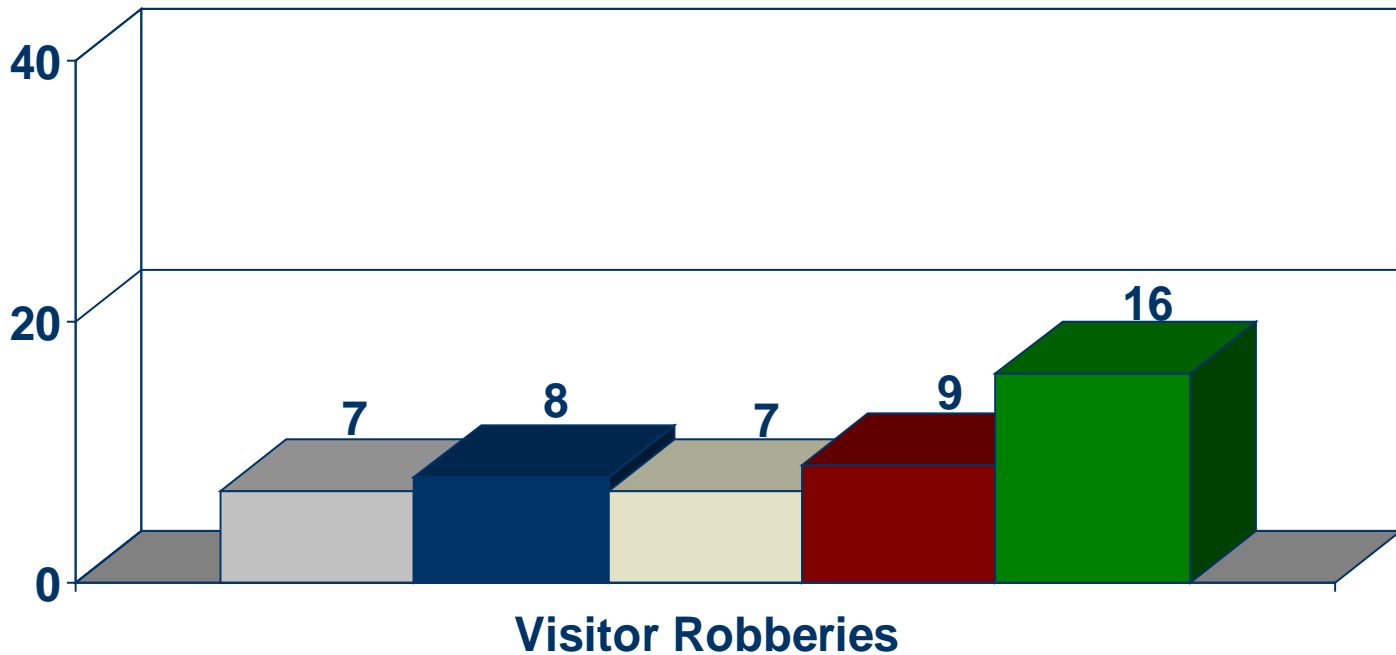


## ◆ Five Year Comparison

- 2009 to 2010 robberies are down 22%
- 2006 to 2010 robberies are down 20%
- MDPD 2010 clearance rate was 33%, 5% above the 2009 national average of 28%



# Miami-Dade Police Department Visitor Robberies



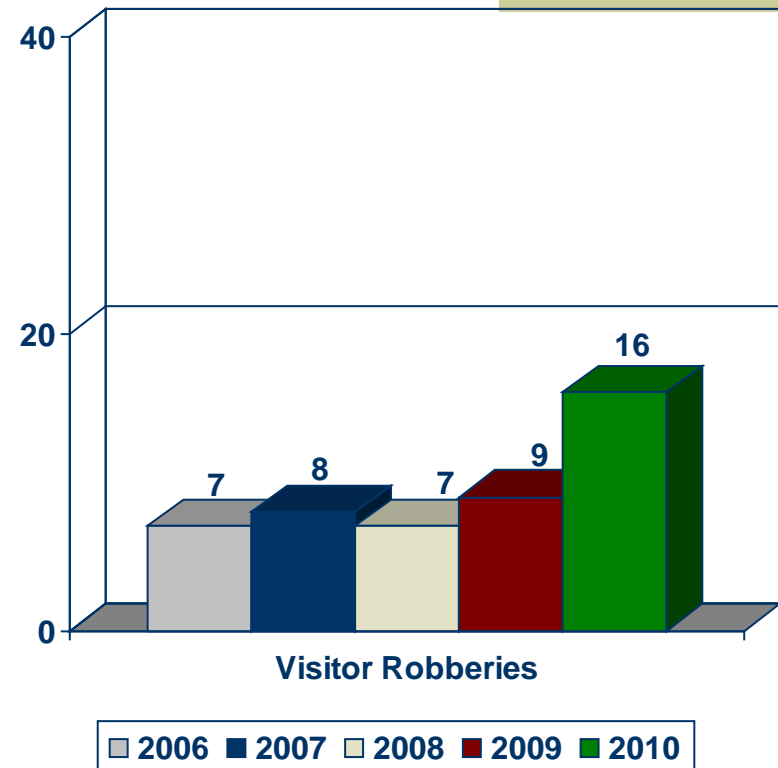
■ 2006 ■ 2007 ■ 2008 ■ 2009 ■ 2010



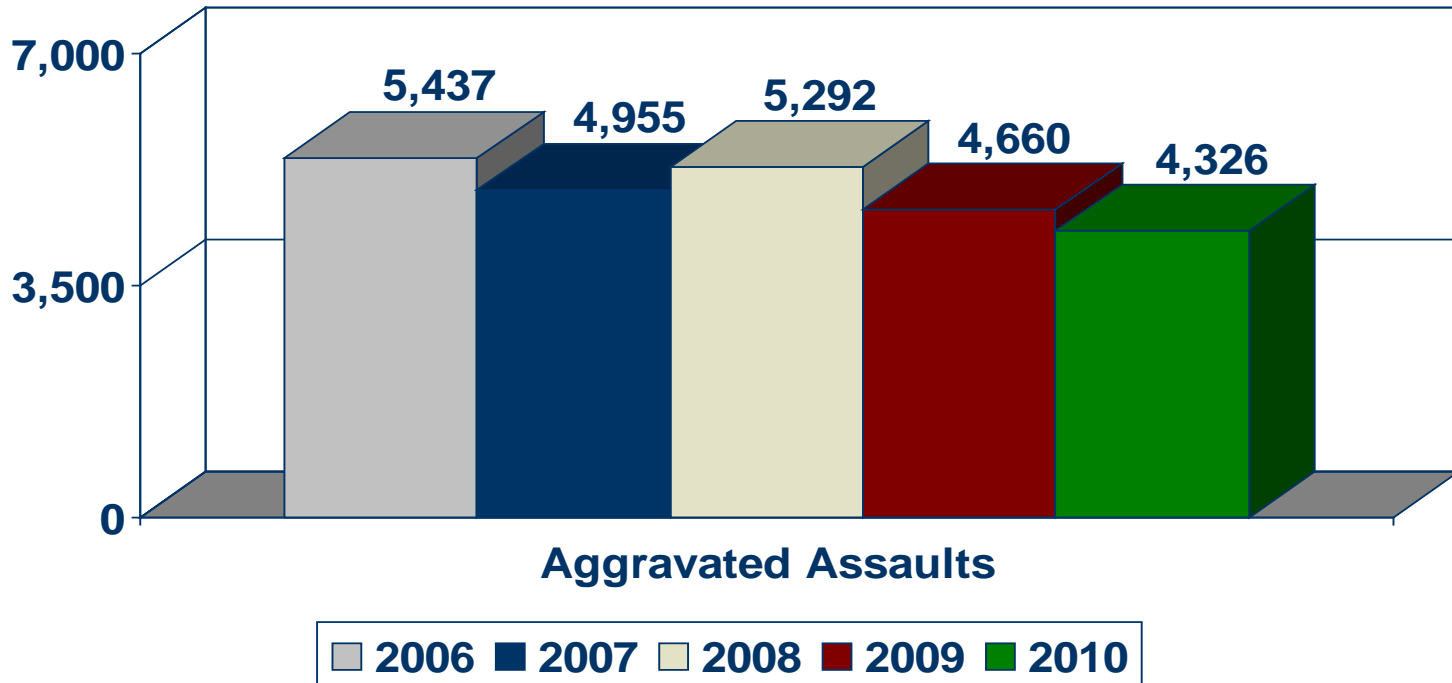
# Miami-Dade Police Department Visitor Robberies



- ◆ Five Year Comparison
  - 2009 to 2010 visitor robberies are up 78% (7 cases)
  - 2006 to 2010 visitor robberies are up 129% (9 cases)



# Miami-Dade Police Department Aggravated Assaults

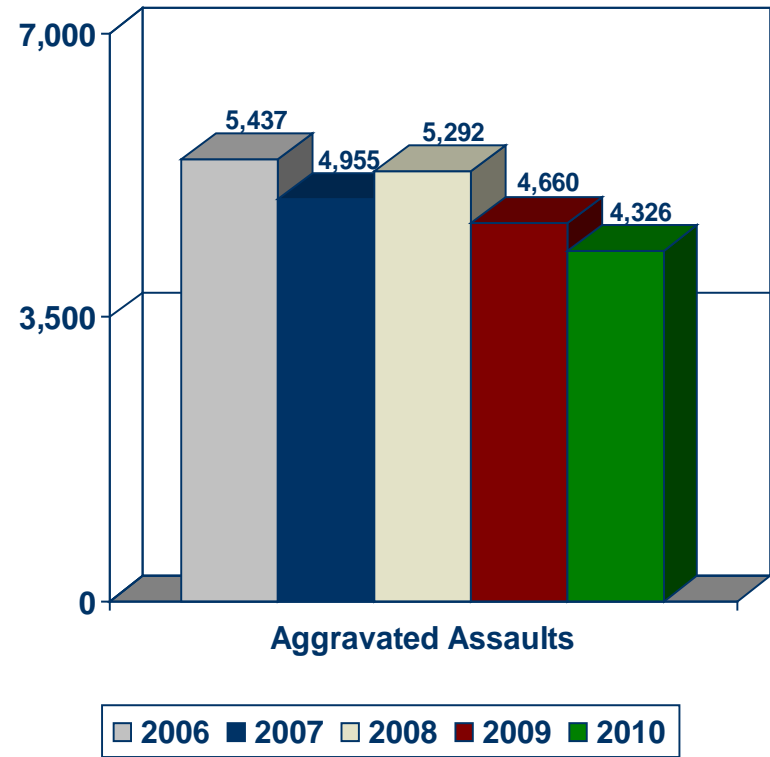


# Miami-Dade Police Department Aggravated Assaults

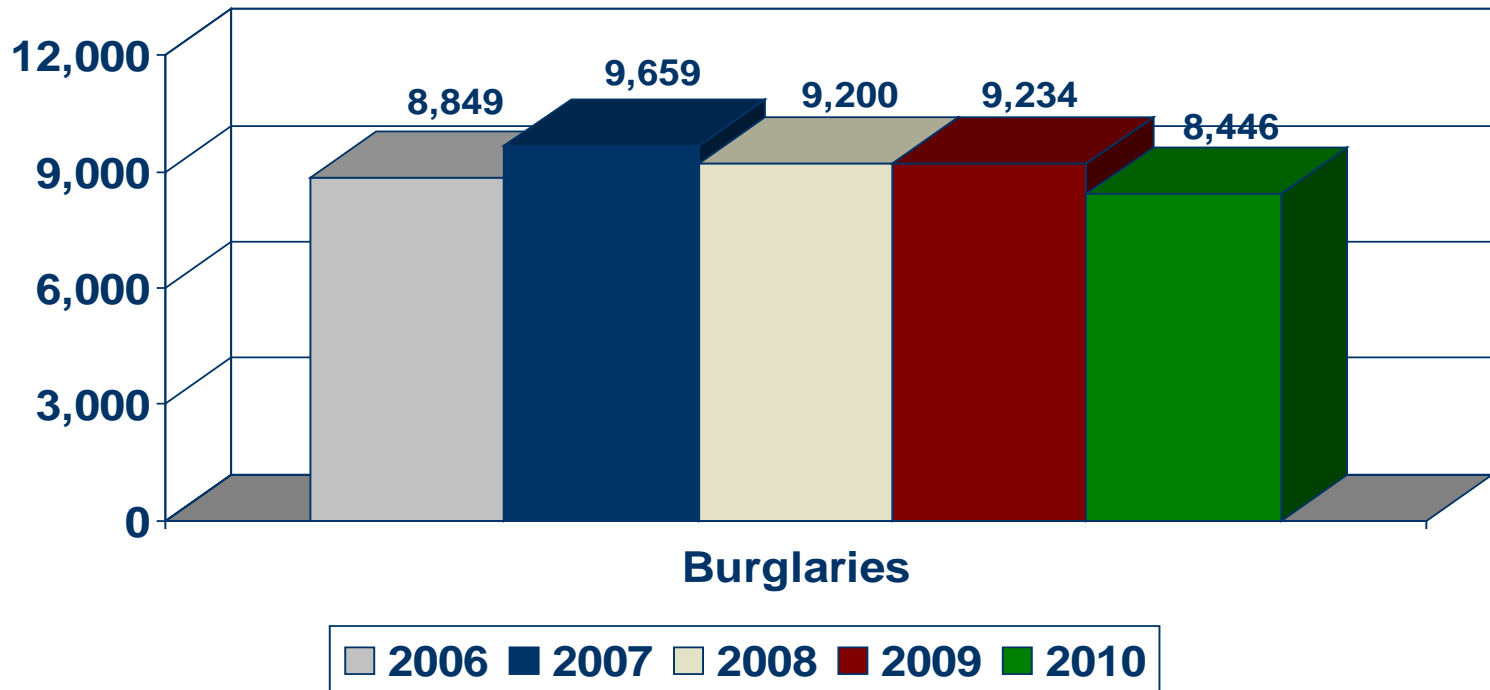


## ◆ Five Year Comparison

- 2009 to 2010 reported cases are down 7%
- 2006 to 2010 reported cases are down 20%



# Miami-Dade Police Department Burglaries

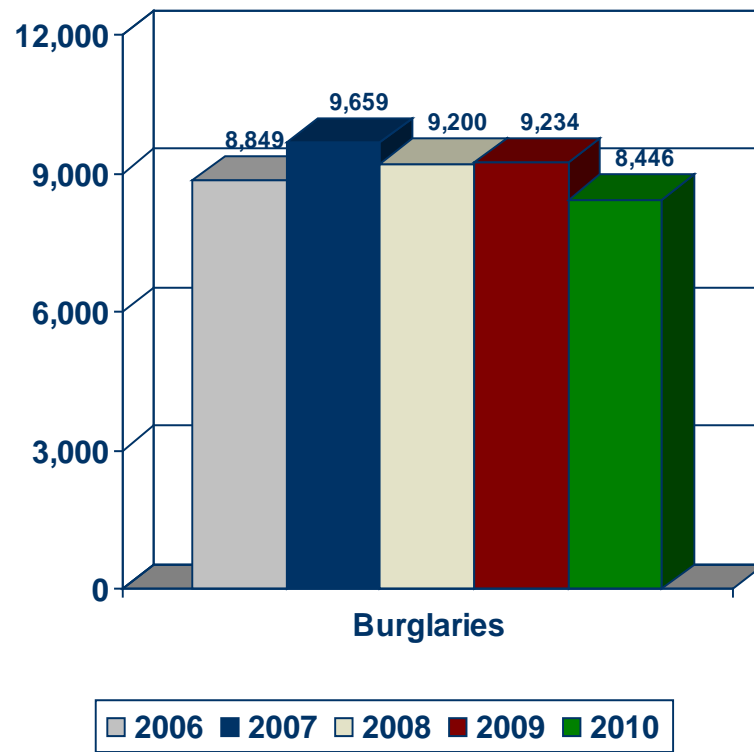


# Miami-Dade Police Department Burglaries

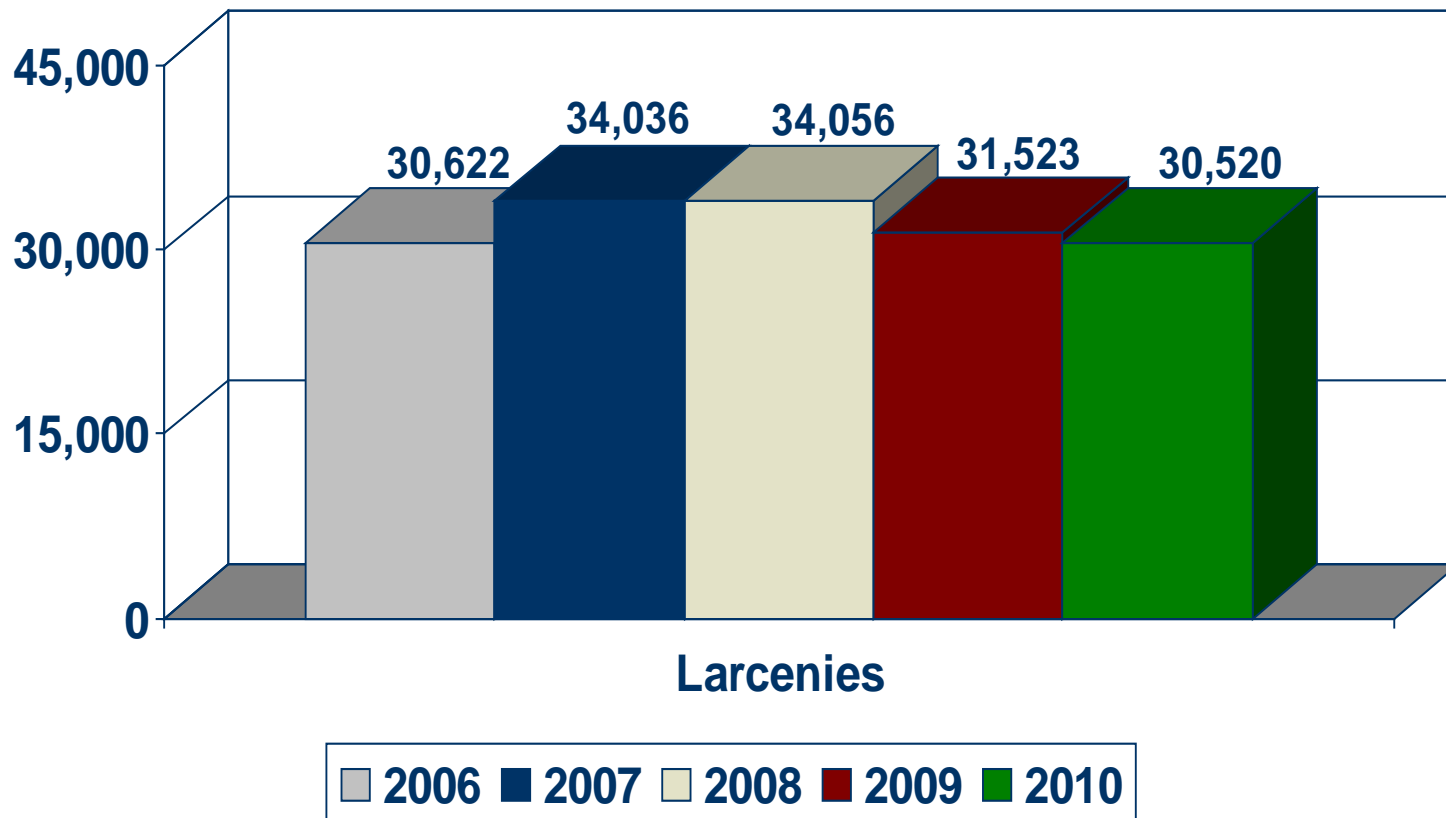


## ◆ Five Year Comparison

- 2009 to 2010 cases are down 9%
- 2006 to 2010 cases are down 5%



# Miami-Dade Police Department Larcenies

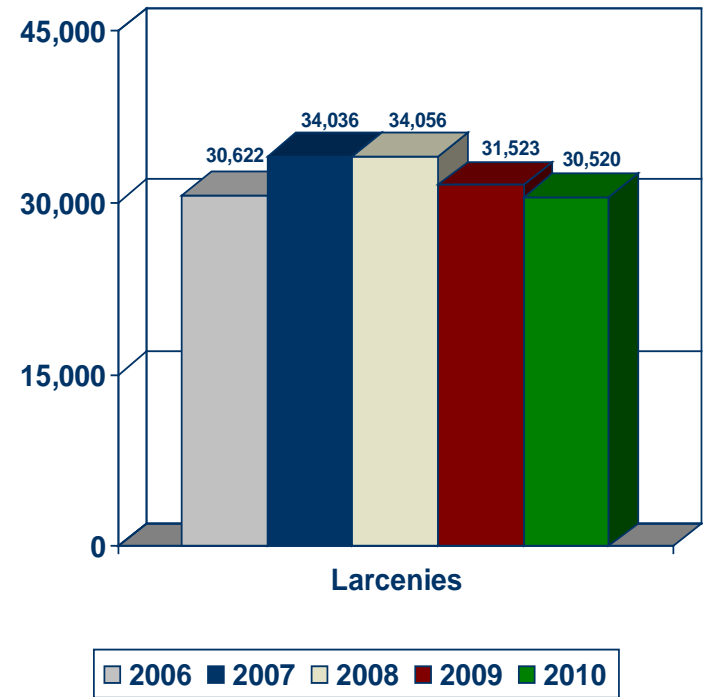


# Miami-Dade Police Department Larcenies

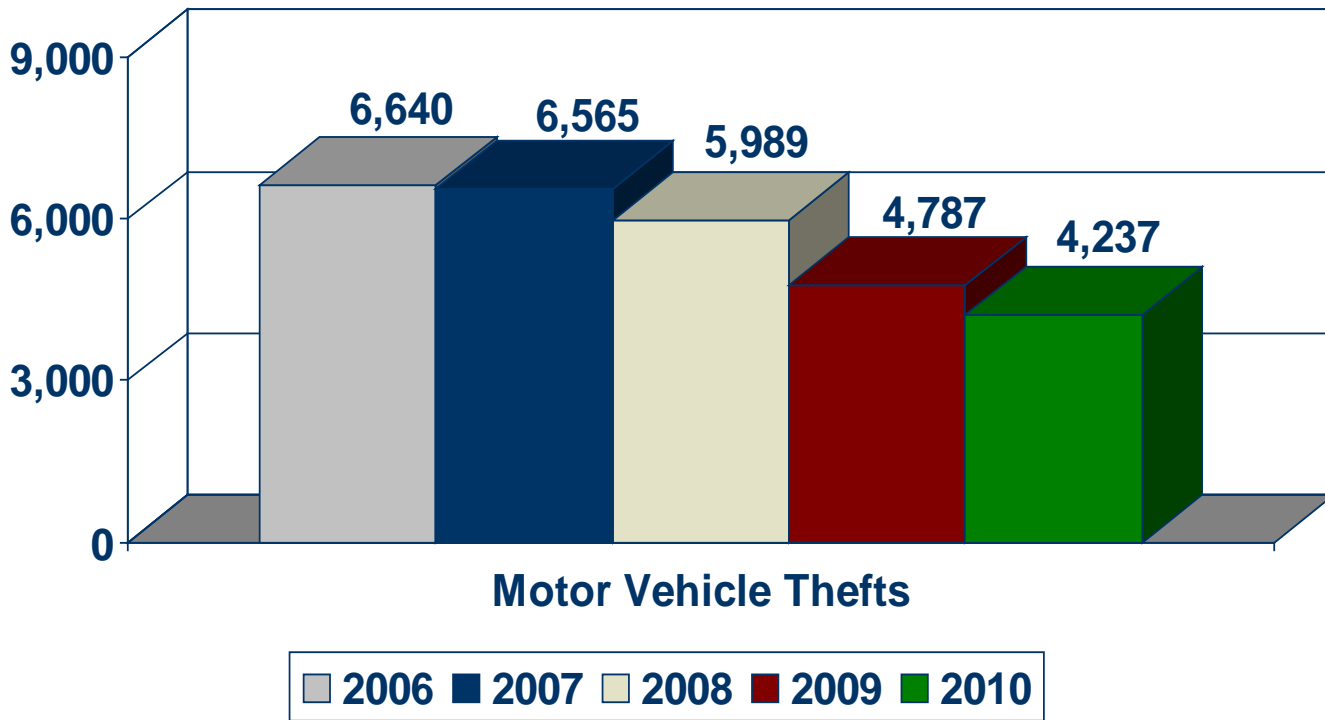


## ◆ Five Year Comparison

- 2009 to 2010 cases are down 3%
- 2006 to 2010 cases are down 0.33%



# Miami-Dade Police Department Motor Vehicle Thefts



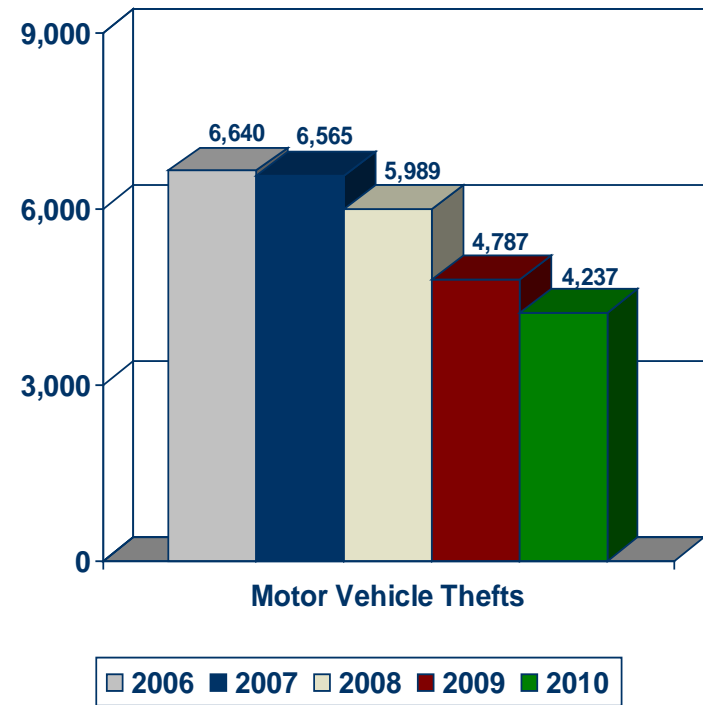


# Miami-Dade Police Department Motor Vehicle Thefts



## ◆ Five Year Comparison

- 2009 to 2010 cases are down 11%
- 2006 to 2010 cases are down 36%

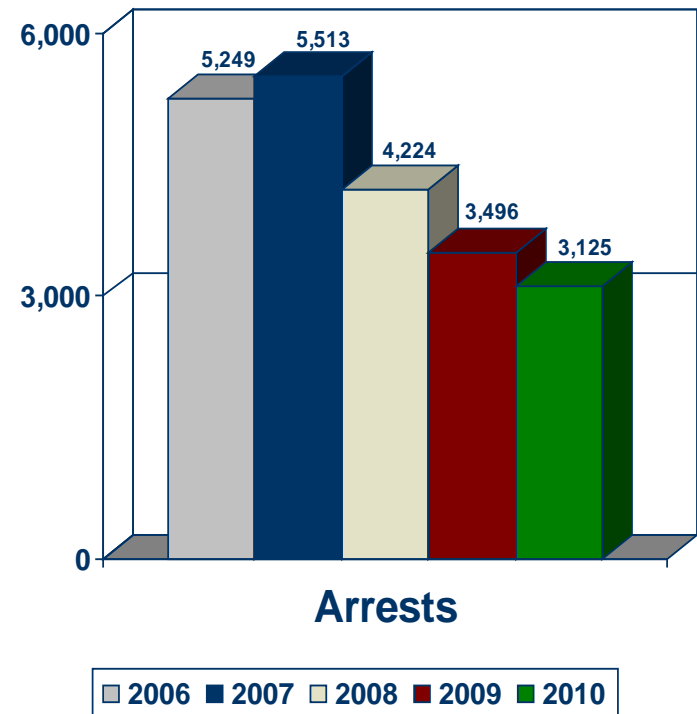


# Miami-Dade Police Department Robbery Intervention Detail



## 2010 Totals

- 2,340 operations
- 188 vehicles recovered
- 89 firearms seized
- \$48,733 currency seized
- 17,147 Field Interviews conducted



# Miami-Dade Police Department Robbery Clearinghouse



## 2010 Totals

- Processed 5,669 Requests for Robbery Intelligence
- Prepared 1,506 Intelligence / Wanted Bulletins
- Prepared 430 Subject Line-ups for Detectives

# Miami-Dade Police Department Criminal History of Narcotics Arrestees



2010

NARCOTICS BUREAU											
MONTH	TOTAL ARRESTS	NO. WITH VIO. PAST	%	SOLICIT MURDER	ATT'D MURDER	MURDER	SEXUAL BATTERY	ROBBERY	ASSAULT	ABDUCTION	WEAPONS
JAN-JUN	712	205	29%	2	11	7	4	59	128	9	67
JUL	98	36	37%	0	2	0	0	9	21	0	18
AUG	135	42	31%	0	0	1	0	4	22	0	15
SEP	104	31	30%	0	0	0	1	6	14	1	11
OCT	113	39	35%	0	5	0	1	11	18	3	7
NOV	148	43	29%	0	2	2	1	14	23	1	12
DEC	149	33	22%	0	1	2	0	9	13	3	7
<b>TOTAL</b>	<b>1459</b>	<b>429</b>	<b>29%</b>	<b>2</b>	<b>21</b>	<b>12</b>	<b>7</b>	<b>112</b>	<b>239</b>	<b>17</b>	<b>137</b>
TACTICAL NARCOTICS TEAM											
MONTH	TOTAL ARRESTS	NO. WITH VIO. PAST	%	SOLICIT MURDER	ATT'D MURDER	MURDER	SEXUAL BATTERY	ROBBERY	ASSAULT	ABDUCTION	WEAPONS
JAN-JUN	2183	1310	60%	0	0	58	114	459	1119	70	417
JUL	507	339	67%	0	0	11	38	101	309	16	107
AUG	471	263	56%	0	0	14	45	92	203	8	84
SEPT	371	229	62%	0	0	12	36	74	198	14	75
OCT	433	292	67%	0	0	13	41	84	250	9	100
NOV	453	320	71%	0	0	19	45	112	264	16	96
DEC	424	274	65%	0	0	9	35	92	249	17	69
<b>TOTAL</b>	<b>4842</b>	<b>3027</b>	<b>63%</b>	<b>0</b>	<b>0</b>	<b>136</b>	<b>354</b>	<b>1014</b>	<b>2592</b>	<b>150</b>	<b>948</b>
<b>TOTALS</b>	<b>6301</b>	<b>3456</b>	<b>55%</b>	<b>2</b>	<b>21</b>	<b>148</b>	<b>361</b>	<b>1126</b>	<b>2831</b>	<b>167</b>	<b>1085</b>

# Miami-Dade Police Department Tactical Narcotics Team



- ◆ 2010 Arrest Statistics
  - 4,842 Total Arrests
    - 2,084 Felony Arrests
    - 43% of the arrested subjects had a violent criminal past
- ◆ 2010 Seizures
  - 82 Firearms
  - .07 lbs. Heroin
  - 104 lbs. Crack Cocaine
  - 2191 lbs. Marijuana
- ◆ 2006 - 2010 Total Seizures
  - 537 Firearms
  - 263.54 lbs. Heroin
  - 118.06 lbs. Crack Cocaine
  - 6,686.9 lbs. Marijuana

# Miami-Dade Police Department Criminal History of Warrants Bureau Arrestees



## 2010 Totals

<i>MONTH</i>	<i>TOTAL CLOSURES</i>	<i>TOTAL ARRESTS</i>	<i>NO. WITH VIOLENT PAST</i>	<i>%</i>	<i>HOMICIDE</i>	<i>SEXUAL OFFENSES</i>	<i>ROBBERY</i>	<i>AGG ASSAULT</i>	<i>ABDUCTION</i>	<i>BURGLARY</i>	<i>AUTO THEFT</i>	<i>WEAPONS</i>
January	1,982	333	116	35%	7	7	42	77	9	87	47	38
February	2,001	293	93	32%	8	8	42	63	4	72	35	40
March	2,302	364	133	37%	10	7	55	86	8	104	46	63
April	2,170	422	121	29%	9	6	56	75	5	110	70	45
May	2,979	335	110	33%	3	7	43	76	5	66	47	43
June	2,036	360	93	26%	4	7	44	63	3	74	42	36
July	1,917	304	105	35%	5	7	49	60	6	68	37	40
August	2,586	369	94	25%	11	4	45	63	7	71	43	43
September	2,141	364	108	30%	7	7	39	61	4	91	54	50
October	1,811	231	79	34%	6	6	32	48	1	74	43	34
November	2,237	323	78	24%	5	5	31	52	1	68	40	34
December	1,816	277	76	27%	5	11	23	52	4	53	21	26
<b>TOTAL</b>	<b>25,978</b>	<b>3,975</b>	<b>1,206</b>	<b>30%</b>	<b>80</b>	<b>82</b>	<b>501</b>	<b>776</b>	<b>57</b>	<b>938</b>	<b>525</b>	<b>492</b>

# Miami-Dade Police Department Warrants Bureau



## ◆ 2010 Totals

- Initiated 3,975 Arrests / Closures
  - 30% of the arrested subjects had a violent criminal past
- Closed 25,978 Warrants
- Conducted 29 Sweeps Countywide
  - Completed 679 Arrests during sweeps

# Miami-Dade Police Department

## Narcotics Bureau / Street Gang Section



### STREET GANG SECTION

#### 2010 Totals

- 261 Gang members identified
- 659 Field Interviews conducted
- 42 Gang members arrested
- 7 firearms recovered
- \$10,701 in U.S. currency seized
- 20 Flyers/Intelligence Bulletins produced by the Gang Information Clearinghouse



# Miami-Dade Police Department

## Narcotics Bureau / Street Gang Section



### Multi-Agency Gang Task Force (MAGTF)

#### ◆ 2010 Totals

- 12 Sweeps
- 145 Arrests
  - 72 Felonies
  - 60 Misdemeanors
  - 15 Warrants
  - 4 Traffic

#### Seizures

- 16 Weapons
- 301.3 grams of Marijuana
- 166.5 grams of Cocaine

#### ◆ 2006 – 2010 Totals

- 60 Sweeps
- 1,213 Arrests
  - 553 Felonies
  - 525 Misdemeanors
  - 119 Warrants
  - 16 Traffic

#### Seizures

- 77 Weapons
- 2,841 grams of Cocaine
- 3343.8 grams of Marijuana
- \$233,079 in U.S. Currency

# Miami-Dade Police Department Police Services Bureau



- ◆ 2010 Totals
  - 949 juvenile curfew violations processed