



# PORTMIAMI™

GLOBAL GATEWAY



## EUROPE/MEDITERRANEAN STATISTICS FY2021



EUROPE/MEDITERRANEAN TRADE PARTNERS SUMMARY

OVERALL BY TEU		TOTAL
1	Italy	37,202
2	Spain	29,645
3	Turkey	21,516
4	Netherlands	11,760
5	France	11,684
6	Germany	9,618
7	Belgium	6,566
8	Russia	3,566
9	United Kingdom	2,897
10	Portugal	2,725

IMPORTS BY TEU		TOTAL
Italy		34,272
Spain		27,301
Turkey		21,059
France		10,298
Netherlands		8,081
Germany		6,856
Belgium		5,847
Portugal		2,484
United Kingdom		2,152
Poland		2,112

EXPORTS BY TEU		TOTAL
Netherlands		3,679
Italy		2,930
Germany		2,763
Georgia		2,462
Spain		2,344
Russia		2,185
France		1,385
Lithuania		1,037
United Kingdom		745
Belgium		719

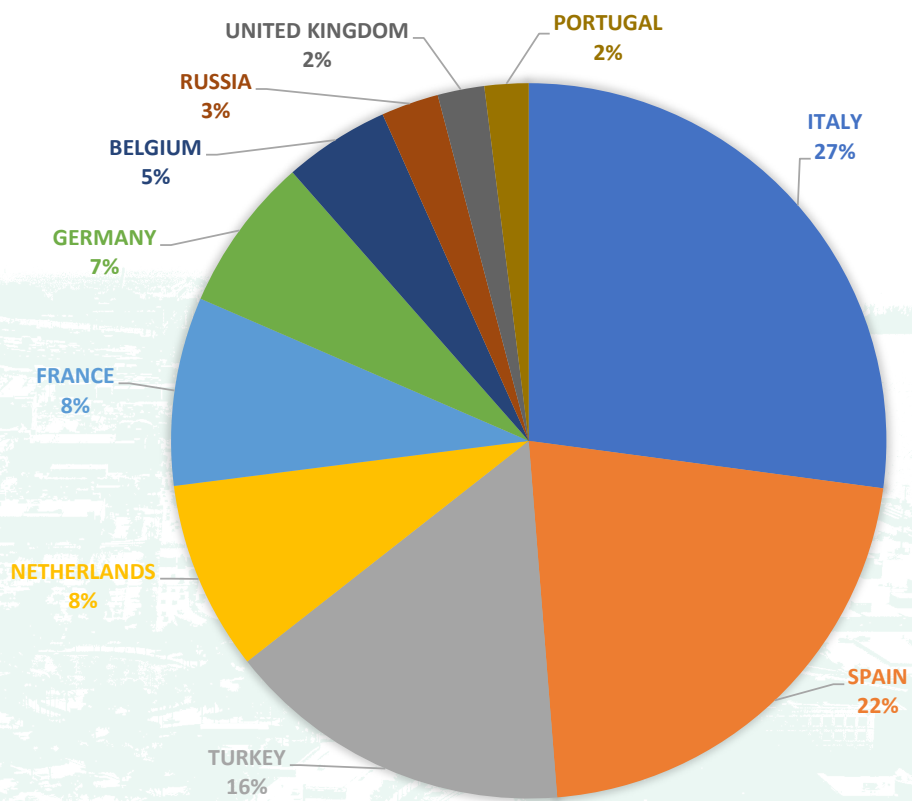
OVERALL BY VALUE		TOTAL
1	Italy	\$1,091,764,073
2	Spain	\$891,909,800
3	Turkey	\$523,042,555
4	Netherlands	\$417,329,829
5	France	\$389,345,561
6	Germany	\$388,203,540
7	Belgium	\$291,197,454
8	United Kingdom	\$200,180,877
9	Russia	\$129,930,193
10	Georgia	\$93,526,392

IMPORTS BY VALUE		TOTAL
Italy		\$908,269,900
Spain		\$721,532,274
Turkey		\$491,219,243
France		\$308,886,341
Germany		\$281,802,763
Belgium		\$246,301,605
Netherlands		\$231,600,879
United Kingdom		\$119,496,456
Poland		\$74,549,527
Portugal		\$59,866,095

EXPORTS BY VALUE		TOTAL
Spain		\$185,728,950
Italy		\$183,494,173
France		\$170,377,526
Georgia		\$106,400,777
Netherlands		\$92,773,857
Russia		\$80,684,421
Belgium		\$80,459,220
Germany		\$76,393,432
Egypt		\$44,895,849
Portugal		\$40,920,441

Data from Piers

MARKET SHARE BY COUNTRY



COMMODITIES

OVERALL BY TEU		TOTAL
1	Beverages	30,575
2	Minerals	18,700
3	Fruits/Vegetables	15,103
4	Ceramics/Glass	14,980
5	Vehicle Parts	13,975
6	Furniture	10,847
7	Machinery	10,033
8	Prepared Foods	7,672
9	Paper/Products	7,577
10	Plastics/Rubber	6,080

IMPORTS BY TEU		TOTAL
1	Beverages	29,802
2	Minerals	18,537
3	Ceramics/Glass	14,831
4	Fruits/Vegetables	13,372
5	Furniture	10,450
6	Machinery	8,440
7	Prepared Foods	7,217
8	Plastics/Rubber	5,414
9	Paper/Products	5,336
10	Iron/Steel/Aluminum	4,983

EXPORTS BY TEU		TOTAL
1	Vehicle Parts	11,946
2	Paper/Products	2,241
3	Fruits/Vegetables	1,732
4	Machinery	1,593
5	Consolidated	1,123
6	Iron/Steel/Aluminum	1,074
7	Beverages	772
8	Plastics/Rubber	666
9	Chemicals	553
10	Pharma & Medical Equipment	506

OVERALL BY VALUE		TOTAL
1	Machinery	\$1,104,576,062
2	Vehicles	\$725,619,673
3	Beverages	\$680,405,566
4	Fruits/Vegetables	\$337,495,871
5	Minerals	\$310,530,627
6	Pharma/ Medical Equipment	\$293,005,610
7	Prepared Foods	\$255,707,726
8	Iron/Steel/Aluminum	\$188,412,884
9	Ceramics/Glass	\$183,504,693
10	Scrap Metal	\$172,675,005

Data from Piers

EUROPE CARGO STATS

SERVICES.....	4
TOTAL CARGO SHIPS DOCKED .....	171
TOTAL TEUs .....	262,975
TOTAL TONNAGE .....	3,063,099
VALUE.....	\$5 BILLION

PORTMIAMI ADVANTAGES


- > THREE SERVICES WITH EUROPE: 2 TO THE MEDITERRANEAN, 1 TO NORTHERN EUROPE.
- > TWO EUROPEAN SERVICES ALSO CALL ON MEXICO LINKING EUROPE, LATIN AMERICA & THE U.S.
- > PORTMIAMI'S FOREIGN TRADE ZONE 281 HAS OVER 100 SITES.
- > AIR & SEA CARGO PROGRAM IN PARTNERSHIP WITH MIA.
- > GROWING HUB FOR PHARMA/MEDICAL DEVICES.

PREFERRED EUROPEAN GATEWAY





# AL6 / AMERIGO / MENA



Hapag-Lloyd



# TA6 / WEST MED

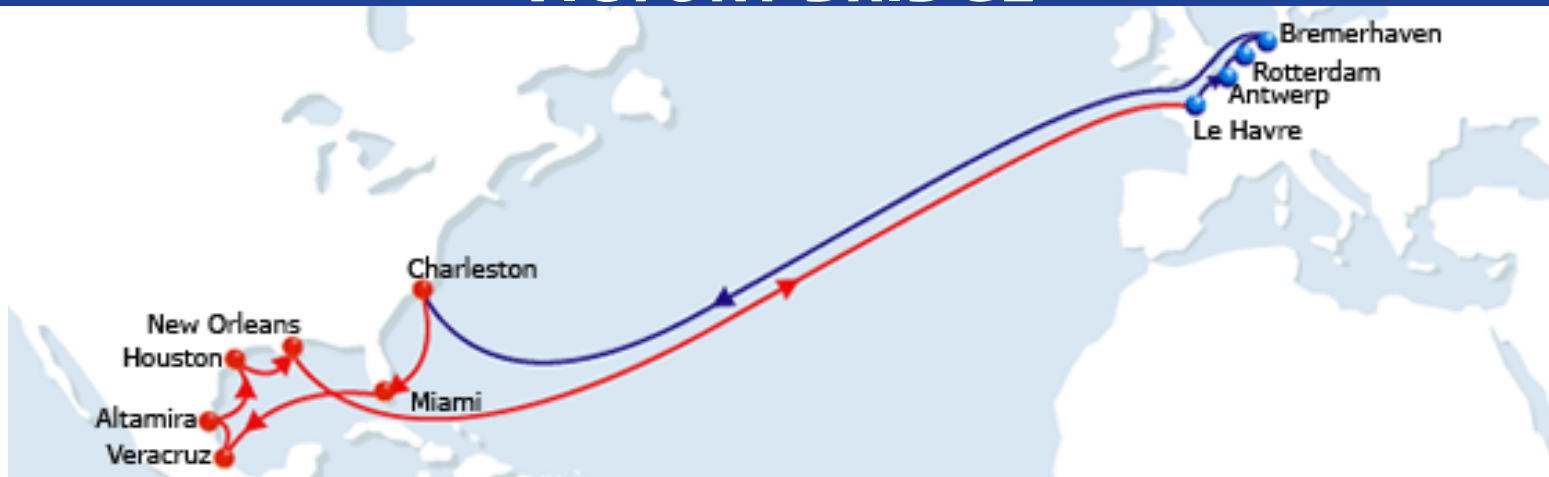


MAERSK  
LINE



HAMBURG SÜD

# VICTORY BRIDGE



EVERGREEN LINE



PortMiami • 1015 N. America Way, 2nd Floor / Miami, FL 33132 • 305.347.4800 / cargo@miamidade.gov • PortMiami.biz

