


Date: October 23, 2012

To: Jack Osterholt, Director
Regulatory and Economic Resources
Small Business Development Division

From: 
Rodney McMillian
Special Project Administrator
Public Works and Waste Management
Department

Subject: Notice of Construction Project:
Project No. 20100678
People's Transportation Plan (PTP)
Roadway Improvements along
SW 157th Avenue from
SW 184th Street to SW 152nd Street

RECEIVED
DEPT. BUSINESS DEV.
2012 OCT 23 PM 4: 11

Re-submittal

RECOMMENDATION

Departmental Contract Measure Recommendation:

Community Small Business Enterprise (CSBE) Subcontractor Goal: 18.30%

Engineer's Opinion of Probable Costs:

\$10,091,697.00

Community Workforce Program (CWP):

Not Applicable

Reviewed by Small Business Development's (SBD) Construction Manager:

Yes

BACKGROUND

This project was not advertised within one hundred and eighty (180) days after completion of the Project Review and Analysis process. Consequently, the PWWM respectfully request SBD perform its review of any changes in CSBE availability.

The second Project Review and Analysis process was completed by SBD on February 15, 2012 with an approved Community Small Business Enterprise (CSBE) contract measure recommendation of 19.82% for CSBE Subcontractor participation. The Community Workforce Program (CWP) is not applicable to this Project since the construction work location is not in a Designated Target Area (DTA). The scope of work remains the same but the Engineer's Opinion of Probable Construction Costs increased from \$9,488,906.00 to 10,091,697.00 for a difference of \$602,791.00. Consequently, CSBE participation is reduced to 18.30%.

Page 2
Project No.
20100678

This is a PTP Board requested major roadway improvement project within Commission District 9. The project will complete SW 157th Avenue as a four (4) lane road from SW 184th Street to SW 152nd Street. Completion of the project will provide consistency and continuity along this vital north-south corridor. In addition, the widening will provide capacity for future traffic demands in the southwest area of the County.

If any additional information is needed, please call me at (305) 375-5320, or Frank Aira at (305) 375-2930.

RM/rm

Attachments (2)

C: Kelly Duncombe, RER/SBD
Ileana Quintana, RER/SBD
Bassam Moubayed, PWWM
Frank Aira, P.E., CFM, PWWM
Luis O. Perez, P.E., PWWM
Dianah Coakley, PWWM
Brenda Corteguera, PWWM
Lisset Cabrera, PWWM
File

MIAMI-DADE COUNTY PUBLIC WORKS DEPARTMENT HIGHWAY DIVISION

ENGINEER'S OPINION OF PROBABLE CONSTRUCTION COSTS

Project Description: SW 157 Ave from SW 184 St to SW 152 St
PWD PROJECT No. 20040372


DATE:

ITEM	COST ESTIMATE	TOTAL JOB (%)
MAINTENANCE OF TRAFFIC (MOT)(2%)	162,179	2%
GENERAL CONSTRUCTION OPERATIONS	325,208	3%
CONTROL OF EROSION & WATER POLLUTION	51,245	1%
CLEARING & GRUBBING	811,793	8%
EARTHWORK	1,741,437	17%
REMOVAL OF SOLID WASTE MATERIAL	0	0%
BITUMINOUS SURFACE COURSES AND CONCRETE PAVEMENT	1,467,630	15%
DRAINAGE STRUCTURES & PIPES	2,525,220	25%
CONCRETE	1,081,373	✓ 11%
GUARDRAIL & FENCE	65,642	1%
SODDING & TREE RELOCATION	158,224	2%
IRRIGATION	-	0%
SIGNALIZATION	30,284	✓ 0%
PAVEMENT MARKING & SIGNAGE	91,203	✓ 1%
LIGHTING	570,560	✓ 6%
BRIDGE	-	0
BASE ESTIMATED COST	9,081,998	
CONTINGENCY FUND (10%)	908,200	9%
SUBTOTAL	9,990,197	
OFF DUTY LAW ENFORCEMENT OFFICER	50,000	0%
BITUMINOUS MATERIAL ADJUSTMENT	30,000	0%
PWD PERMIT ALLOWANCES	20,000	0%
FPL CONNECTION ALLOWANCE	1,500	0%
GRAND TOTAL	\$ 10,091,697	100%

[Handwritten Signature]
10/17/12

Date: February 15, 2012

To: Jack Osterholt, Interim Director
Sustainability, Planning and
Economic Enhancement Department
Small Business Development Division

From: 
Rodney McMillian
Special Project Administrator
Public Works and Waste Management
Department

Subject: Notice of Construction Project:
Re-submittal
Project No. 20100678
People's Transportation Plan (PTP)
Roadway Improvements along
SW 157th Avenue from
SW 184th Street to SW 152nd Street

RECEIVED
DEPT. BUSINESS DEV.
2012 FEB 15 PM 4:19

RECOMMENDATION

The Public Works and Waste Management Department (PWWM) respectfully requests that SBD please review any changes in availability. This project completed the Project Review and Analysis process on June 20, 2006 with an approved Community Small Business Enterprise (CSBE) contract measure recommendation of 21% for CSBE Subcontractor participation. The Community Workforce Program (CWP) is not applicable to this Project since the construction work location is not in a Designated Target Area (DTA). The scope of work remains the same. The cost estimate increased from \$9,339,995.00 to 9,488,906.41 reducing CSBE participation to 19%.

BACKGROUND

This project was not advertised within one hundred and eighty (180) days after completion of the Project Review and Analysis process. Consequently, the PWWM respectfully request SBD perform its review of any changes in CSBE availability. This is a major roadway improvement project listed as a PTP Board requested major project within Commission District 9. The project will complete SW 157th Avenue as a four (4) lane road from SW 184th Street to SW 152nd Street. Completion of the project will provide consistency and continuity along this vital north-south corridor. In addition, the widening will provide capacity for future traffic demands in the southwest area of the County.

If any additional information is needed, please call me at (305) 375-5320, or Frank Aira at (305) 375-2930.

Page 2
Project No.
20100678

If any additional information is needed, please call me at (305) 375-5320, or Frank Aira at (305) 375-2930.

RM/rm

Attachments (2)

C: Kelly Duncombe, SPEE
Ileana Quintana, SPEE
Bassam Moubayed, PWWM
Frank Aira, P.E., CFM, PWWM
Gisela Cubeddu, P.E., PWWM
Dianah Coakley, PWWM
Brenda Corteguera, PWWM
Lisset Cabrera, PWWM
File

DEPARTMENT INPUT
CONSTRUCTION CONTRACT/PROJECT MEASURE ANALYSIS AND RECOMMENDATION

Check applicable Ordinance(s): 90-143 Responsible Wage and Benefits 03-237 (formerly 03-1) Community Workforce Program

PROJECT INFORMATION See attachment

Contract/Project/* Work Order No.: 20100678

*Reference corresponding project number when submitting a work order

Contract/Project Title: PTP Roadway Improvements along SW 157th Avenue from SW 184th Street to SW 152nd Street

Description/Scope of Work: See Attached

Estimated Cost: 9488906 **Funding Source:** Other (specify)

Location of Project (street address or beginning and ending points) i.e. 12345 NE 23rd Ct or Starts at 135 St. ends at 145 St.
Please see attached

PROJECT ANALYSIS FOR GOAL RECOMMENDATION (CWP) See attachment

Engineer/Department or Agency's estimated required workforce for Project Work Order :

Trade/Skills Required	Est. # of workforce required per trade	Est. # of total days to complete job
Supervisor	1	730
Foremen	1	730
Operator	2	730

Comments: Please note the estimated number of days to complete the job may not be equal to actual amount of days indicated above.

PROJECT ANALYSIS FOR GOAL RECOMMENDATION (CSBE) See attachment

Sub-Trade	Est. Cost	% of Item to Base Bid	Availability
	\$	%	
	\$	%	
	\$	%	

RECOMMENDATION

Set-Aside: Level 1 Level 2 Level 3 Trade Set-Aside Sub-Contractor Goal Workforce Goal No Measure

Basis for Recommendation: CSBE availability and Geocode revealed construction work to be performed is not within a Designated Target Area (DTA)

Date submitted to DBD: 02-15-12

Contact Person: Rodney McMillian or Frank Aira

Telephone No.: 305-375-5320

DEPARTMENT INPUT
CONSTRUCTION CONTRACT/PROJECT MEASURE ANALYSIS AND RECOMMENDATION

Check applicable Ordinance(s): 90-143 Responsible Wage and Benefits 03-237 (formerly 03-1) Community Workforce Program

PROJECT INFORMATION See attachment

Contract/Project/*Work Order No.: 20100678

*Reference corresponding project number when submitting a work order

Contract/Project Title: PTP Roadway Improvements along SW 157th Avenue from SW 184th Street to SW 152nd Street

Description/Scope of Work: See Attached

Estimated Cost: 9488906 **Funding Source:** Other (specify)

Location of Project (street address or beginning and ending points) i.e. 12345 NE 23rd Ct or Starts at 135 St. ends at 145 St.
Please see attached

PROJECT ANALYSIS FOR GOAL RECOMMENDATION (CWP) See attachment

Engineer/Department or Agency's estimated required workforce for Project Work Order :

Trade/Skills Required	Est. # of workforce required per trade	Est. # of total days to complete job
Laborers	6	730
Clearing and Grubbing	3	730
Earthwork	3	730

Comments: Please note the estimated number of days to complete the job may not be equal to actual amount of days indicated above.

PROJECT ANALYSIS FOR GOAL RECOMMENDATION (CSBE) See attachment

Sub-Trade	Est. Cost	% of Item to Base Bid	Availability
	\$	%	
	\$	%	
	\$	%	

RECOMMENDATION

Set-Aside: Level 1 Level 2 Level 3 Trade Set-Aside Sub-Contractor Goal Workforce Goal No Measure

Basis for Recommendation: CSBE availability and Geocode revealed construction work to be performed is not within a Designated Target Area (DTA)

Date submitted to DBD: 02-15-12

Contact Person: Rodney McMillian or Frank Aira

Telephone No.: 305-375-5320

DEPARTMENT INPUT
CONSTRUCTION CONTRACT/PROJECT MEASURE ANALYSIS AND RECOMMENDATION

Check applicable Ordinance(s): 90-143 Responsible Wage and Benefits 03-237 (formerly 03-1) Community Workforce Program

PROJECT INFORMATION See attachment

Contract/Project/* Work Order No.: 20100678

*Reference corresponding project number when submitting a work order

Contract/Project Title: PTP Roadway Improvements along SW 157th Avenue from SW 184th Street to SW 152nd Avenue

Description/Scope of Work: See Attached

Estimated Cost: 9488906 **Funding Source:** Other (specify)

Location of Project (street address or beginning and ending points) i.e. 12345 NE 23rd Ct or Starts at 135 St. ends at 145 St.
Please see attached

PROJECT ANALYSIS FOR GOAL RECOMMENDATION (CWP) See attachment

Engineer/Department or Agency's estimated required workforce for Project Work Order :

Trade/Skills Required	Est. # of workforce required per trade	Est. # of total days to complete job
Drainage and Structures	4	730
Concrete	3	730
Guardrail and Fence	3	730

Comments: Please note the estimated number of days to complete the job may not be equal to actual amount of days indicated above.

PROJECT ANALYSIS FOR GOAL RECOMMENDATION (CSBE) See attachment

Sub-Trade	Est. Cost	% of Item to Base Bid	Availability
	\$	%	
	\$	%	
	\$	%	

RECOMMENDATION

Set-Aside: Level 1 Level 2 Level 3 Trade Set-Aside Sub-Contractor Goal Workforce Goal No Measure

Basis for Recommendation: CSBE availability and Geocode revealed construction work to be performed is not within a Designated Target Area (DTA)

Date submitted to DBD: 02-15-12

Contact Person: Rodney McMillian or Frank Aira

Telephone No.: 305-375-5320

DEPARTMENT INPUT
CONSTRUCTION CONTRACT/PROJECT MEASURE ANALYSIS AND RECOMMENDATION

Check applicable Ordinance(s): 90-143 Responsible Wage and Benefits 03-237 (formerly 03-1) Community Workforce Program

PROJECT INFORMATION See attachment

Contract/Project/*Work Order No.: **20100678**

*Reference corresponding project number when submitting a work order

Contract/Project Title: **PTP Roadway Improvements along SW 157th Avenue from SW 184th Street to SW 152nd Street**

Description/Scope of Work: **See Attached**

Estimated Cost: **9488906** **Funding Source:** **Other (specify)**

Location of Project (street address or beginning and ending points) i.e. 12345 NE 23rd Ct or Starts at 135 St. ends at 145 St.
Please see attached

PROJECT ANALYSIS FOR GOAL RECOMMENDATION (CWP) See attachment

Engineer/Department or Agency's estimated required workforce for Project Work Order :

Trade/Skills Required	Est. # of workforce required per trade	Est. # of total days to complete job
Sodding and Tree Relocation	4	730
Signalization	4	730
Pavement Marking and Signage	4	730

Comments: Please note the estimated number of days to complete the job may not be equal to actual amount of days indicated above.

PROJECT ANALYSIS FOR GOAL RECOMMENDATION (CSBE) See attachment

Sub-Trade	Est. Cost	% of Item to Base Bid	Availability
	\$	%	
	\$	%	
	\$	%	

RECOMMENDATION

Set-Aside: Level 1 Level 2 Level 3 Trade Set-Aside Sub-Contractor Goal Workforce Goal No Measure

Basis for Recommendation: **CSBE availability and Geocode revealed construction work to be performed is not within a Designated Target Area (DTA)**

Date submitted to DBD: **02-15-12**

Contact Person: **Rodney McMillian or Frank Aira**

Telephone No.: **305-375-5320**

DEPARTMENT INPUT
CONSTRUCTION CONTRACT/PROJECT MEASURE ANALYSIS AND RECOMMENDATION

Check applicable Ordinance(s): 90-143 Responsible Wage and Benefits 03-237 (formerly 03-1) Community Workforce Program

PROJECT INFORMATION See attachment

Contract/Project/* Work Order No.: 20100678

*Reference corresponding project number when submitting a work order

Contract/Project Title: PTP Roadway Improvements along SW 157th Avenue from SW 184th Street to SW 152nd Street

Description/Scope of Work: See Attached

Estimated Cost: 9488906 **Funding Source:** Other (specify)

Location of Project (street address or beginning and ending points) i.e. 12345 NE 23rd Ct or Starts at 135 St. ends at 145 St.
Please see attached

PROJECT ANALYSIS FOR GOAL RECOMMENDATION (CWP) See attachment

Engineer/Department or Agency's estimated required workforce for Project Work Order :

Trade/Skills Required	Est. # of workforce required per trade	Est. # of total days to complete job
Lighting	4	730

Comments: Please note the estimated number of days to complete the job may not be equal to actual amount of days indicated above.

PROJECT ANALYSIS FOR GOAL RECOMMENDATION (CSBE) See attachment

Sub-Trade	Est. Cost	% of Item to Base Bid	Availability
	\$	%	
	\$	%	
	\$	%	

RECOMMENDATION

Set-Aside: Level 1 Level 2 Level 3 Trade Set-Aside Sub-Contractor Goal Workforce Goal No Measure

Basis for Recommendation: CSBE availability and Geocode revealed construction work to be performed is not within a Designated Target Area (DTA)

Date submitted to DBD: 02-15-12

Contact Person: Rodney McMillian or Frank Aira

Telephone No.: 305-375-5320

Miami-Dade County Public Works Department Input
Contract/Project Measure Analysis and Recommendation

To: Jack Osterholt, Interim Director
Sustainability, Planning and Economic Enhancement Department

From: Rodney McMillian
Special Project Administrator
Public Works and Waste Management Department

Date: Wednesday, February 15, 2012

Department: Public Works

Contract Type:

Capital-Single Trade

Project No.:

20100678

Re-submittal: Yes; from June 20, 2006

No

Contract/Project Title:

People's Transportation Plan (PTP) Roadway Improvements to SW 157th Avenue from
SW 184th Street to SW 152nd Street

Standard Industrial Code (SIC):

16-Highway and Street Construction

Estimated Project Cost:

\$9,488,906.41

Funding Source:

PTP

Bonding Requirements: Bid Bond– 5% of Base Bid Amount
Performance Bond– 100% of Contract Award Amount

Method of Award: Line Item

Project No.: 20100678

Project Title: PTP Roadway Improvements to SW 157th Avenue from
SW 184th Street to SW 152nd Street

Detailed Scope of Work:

The project consists of widening the existing roadway from 2 to 4 lanes, milling and resurfacing, constructing a raised (curbed) median, sidewalks, curb and gutter, installing a continuous drainage system, lighting and pavement markings and signage.

Required Contractor's Certification:

A. Paragraph 16.A of the Instructions to Prospective Contractor is superseded with the following:

1. At the time of Bid and pursuant to the requirements of Section 10-3 of the Code of Miami-Dade County, Florida and these Solicitation and Contract Documents, the Bidder must hold a valid, current, and active:
 - a. Certificate of Competency from the County's Construction Trades Qualifying Board as a General Engineering Contractor or as a Specialty Engineering Contractor, commensurate to the requirements of the Scope of Work, in one or more engineering crafts to include paving engineering contractor. The specialty contractor shall subcontract with a qualified contractor any work which is incidental to the specialty but is specified in the aforementioned Code as being the work of other than that of the Engineering Specialty for which certified; or
 - b. Pursuant to Section 255.20, Florida Statutes (F.S.) and in lieu of the above, the County may consider a bid from a Bidder that is a duly licensed Contractor in good standing that has been prequalified and considered eligible by the Florida Department of Transportation (FDOT) under Section 337.14, F.S. and Chapter 14-2, Florida Administrative Code, to perform the work described in the Contract Documents. Contractors seeking consideration under this Paragraph shall submit along with the Bid Documents for review and consideration, current copy (ies) of their FDOT Certificate(s) of Qualification, Certification of Work Underway, and Status of Contract(s) On Hand. Acceptance FDOT prequalification(s) necessary to perform the work specified in the Contract Documents shall include the flexible paving and drainage Work Classes.

B. Traffic Signal Contractor Licenses, Certifications, and General Regulations

1. In addition to the license(s) required of the contractor, any contractor engaged in installing, modifying, repairing, or maintaining traffic signalization, loop detectors, and internally illuminated street name signs (IISNS) in Miami-Dade County shall:
 - a. Perform work under the direction of a Master Electrician and an International Municipal Signal Association (IMSA) certified Traffic Signal Technician (TST) Level II which have to be present at the job site or be able to respond within 4 hours of notification;
 - b. Perform all work under the direct supervision of IMSA certified TST Level-I or a Journeyman Electrician which shall be present at the job site(s).

Project No.: 20100678

Project Title: PTP Roadway Improvements to SW 157th Avenue from
SW 184th Street to SW 152nd Street

2. The Contractor shall provide the Engineer and the PWD, Traffic Signal & Signs Division (TS&S), 7100 NW 36 Street, Miami, FL 33166, a copy of all of the above licenses and certifications for their company and employees, including a list of their employees assigned to this Project.
3. The Contractor shall submit a signed affidavit to the PWD affirming that the Contractor and their employees have the proper and valid licenses and certification (County, State, Private or other Government Agency) prior to start of the Work. As need occurs, due to license(s) and certification(s) expiration and/or changes in personnel, the Contractor is required to submit the new documents to the PWD immediately.
4. All employees of the Contractor or their subcontractors working within the Public Right-of-Way shall have in their possession a wallet size card or a photocopy of their certification(s) or license(s), at all times. Failure to provide said document(s) shall be cause for removal of employee(s) from the work site, issuance of citation(s) and/or entire shutdown of work by the County.

C. Street Lighting Contractors Licenses, Certifications And General Regulations

1. In addition to the license(s) required of the contractor, any contractor engaged in installing modifying, repairing, or maintaining roadway street lighting systems in Miami-Dade County shall:
 - a. Perform work under the direction of a Master Electrician that is either at the job site(s) or able to respond within 4 hours of notification; and
 - b. Perform all work under the direct supervision of a Journeyman electrician present at the job site(s).
2. The Contractor shall submit a signed affidavit to the PWD affirming that the Contractor and their employees have the proper and valid licenses and certification (County, State, Private or other Government Agency) prior to start of the Work. As need occurs, due to license(s) and certification(s) expiration and/or changes in personnel, the Contractor is required to submit the new documents to the PWD immediately.

INTENTIONALLY LEFT BLANK

**Miami-Dade County Public Works Department Input
Contract/Project Measure Analysis and Recommendation**

Project No.: 20100678

Project Title: PTP Roadway Improvements to SW 157th Avenue from
SW 184th Street to SW 152nd Street

Areas for possible measures:

Clearing and Grubbing, Earthwork, Drainage Structures and Pipes, Concrete, Pavement Marking and Signage, Lighting, and Bridge

Areas recommended for CSBE Subcontractor Goal:

Concrete, Lighting, and Pavement Marking and Signage

Contract Measure Recommendation:

- No Measure
- Set-Aside
 - Level I
 - Level II
 - Level III
- Trade Set-Aside(s):
- Aggregate Set-Aside:
- CSBE Subcontractor Goal: 19%
 - 11% Concrete: Sidewalk; Curb and Gutter
 - excluding Concrete Traffic Separators (\$72,251.82)
 - 1% Traffic Stripes and Markings
 - 7% Lighting Pavement Marking and Signage
- CWP: Not Applicable, work location is not in a DTA
- DBE Subcontractor Goal

Reason for Recommendation:

This is a single trade project; none of the primary trade related work (Road) can be subcontracted in accordance with the recommendation for award of a construction contract pursuant to the Expedite Ordinance No. 00-104. Additionally, staff has met with the design engineer, construction project manager, and members of the industry and concluded that there is ancillary work required to complete this project which may be subcontracted for CSBE participation. Ancillary work to be performed under this project includes all construction trade categories listed under "Area for Possible Measures."

This type of specialized work is not usually associated with small business enterprise firms that are prime contractors. Also, this type of work is highly specialized and requires special equipment that is typically owned by the contractor.

**Miami-Dade County Public Works Department Input
Contract/Project Measure Analysis and Recommendation**

Project No.: 20100678

Project Title: PTP Roadway Improvements to SW 157th Avenue from
SW 184th Street to SW 152nd Street

Comments:

None

CSBE Prime History of similar Contracts/Projects for previous three years:

None

Similar Projects previously submitted for RC Action:

20090095
20060469
20070626

Scope of Work History Summary – Subcontracting Opportunities:

Areas recommended for CSBE Goal (PWD/SBD):

Concrete; Pavement Marking

Areas used to meet subcontractor goal (Awarded Contractor):

Based on compliance monitoring requirements, PWD will have to confirm with SBD for the above with exception to 20090095.

ENGINEER'S OPINION OF PROBABLE CONSTRUCTION COSTS

ITEM NO.	ITEM	UNIT	QUANT.	OVERALL	CURRENT	AMOUNT
				AVERAGE	SET PRICE	
GENERAL CONSTRUCTION OPERATIONS						
2W-S	REPLACEMENT OF BASE AND COLD PATCH	SF		6.50	6.50	0.00
102-3	COMMERCIAL MATERIAL FOR DRIVEWAY MAINTENANCE	CF			3.00	0.00
102-3-1	CSXT FLAGGER (THIS ITEM IS CONTINGENT UPON FIELD CONDITIONS AND MAY BE INCREASED OR DECREASED BY THE ENGINEER)	LS				0.00
102-61	BUSINESS SIGNS (TEMPORARY, POST MOUNTED)	EA	6	52.90	52.90	317.40
102-71-12	TEMPORARY BARRIER WALL (F&I) (WATER FILLED)	LF		30.00	30.00	0.00
102-71-14 or 102-71-11A or 102-71-11	BARRIER WALL (F&I)	LF				0.00
102-71-24 or 102-71-22	BARRIER WALL (RELOCATION)	LF		8.18	8.18	0.00
102-72 or 102-72A or 102-72PH2	CONCRETE BARRIER - CLASS E (TEMPORARY, INCLUDING RELOCATION)	LF	9,906	28.58	28.58	283,069.45
102-74-1 OR 102-74-1A	BARRICADES (TEMPORARY- TYPE I, II, VP & DRUM).	EA/DAY	68,140	0.29	0.29	19,733.34
102-74-2	BARRICADES (TEMPORARY, TYPE III, 6')	EA/DAY	3,955	0.52	0.52	2,063.19
102-60A or 102-75 or 102-75A or 102-75-PH2	CONSTRUCTION SIGNS (TEMPORARY, POST MOUNTED)	EA/DAY	36,207			
102-76 OR 102-76A	FLASHING ARROW BOARD (TEMPORARY, MULTIMODE) / ADVANCE WARNING ARROW PANEL	EA/DAY		0.41	0.41	14,975.22
102-77	HIGH INTENSITY FLASHING LIGHTS (TEMPORARY, TYPE "B")	EA/DAY	15,444	9.60	9.60	0.00
102-78	REFLECTIVE PAVEMENT MARKER (TEMPORARY)	EA		0.53	0.53	8,185.32
102-79	LIGHT BARRIER WALL MOUNT (TEMPORARY)	EA		4.00	4.00	0.00
102-81	VEHICULAR IMPACT ATTENUATOR (INCLUDING RELOCATION & RESET) (TO BE USED WHEN REQUIRED FOR MAINTENANCE OF TRAFFIC AND APPROVED BY THE ENGINEER)	EA	7	1.80	1.80	0.00
102-86	BARRICADES (TEMPORARY, TYPE III, CLASS H, 12')	EA/DAY		1,173.62	1173.62	8,215.33
102-89	TEMPORARY IMPACT ATTENUATOR	EA		7.00	7.00	0.00
102-91-4	TEMPORARY MESSAGES (ONLY/MERGE/SCHOOL/RR)	EA		995.00	995.00	0.00
102-99	VARIABLE MESSAGE SIGN (TEMPORARY)	EA		62.00	62.00	0.00
102-911-1 or 102-91A	PAVEMENT MARKING REMOVABLE (WHITE) (SKIP)	EA/DAY	31	20.24	20.24	627.52
102-911-2 or 102-91-1A	PAVEMENT MARKING REMOVABLE (WHITE) (SOLID)	LF		0.51	0.42	0.00
102-912-1 or 102-91A	PAVEMENT MARKING REMOVABLES (YELLOW) (SKIP)	LF	47,520	0.47	0.44	20,742.48
102-912-2 or 102-91-1A	PAVEMENT MARKING REMOVABLE (YELLOW) (SOLID)	LF	47,520	0.44	0.44	0.00
				0.47	0.47	22,377.60
EROSION CONTROL						
104-4	ROADSIDE SAFETY MOWING, PER CYCLE (CATEGORY 1)	AC			1200.00	0.00
104-5	SANDBAGGING	CY			12.00	0.00
104-10-1	BALED HAY	EA		7.33	7.33	0.00
104-10-2	SYNTHETIC BALES	LF		14.10	14.10	0.00
104-11 or 104-11A or 104-11B or 104-12-1	FLOATING SILT BARRIER (INCLUDES MAINTENANCE, RELOCATION AND REMOVAL) (THIS ITEM IS CONTINGENT UPON FIELD CONDITIONS AND MAY BE INCREASED, DECREASED OR ELIMINATED BY THE ENGINEER)	LF				0.00
104-13	CLEANOUT EXISTING DRAINAGE SYSTEM	LS		14.53	14.53	0.00
104-15 or 104-13-1	STAKED SILT FENCE	LF	24444	500.00	500.00	0.00
104-16 or 104-16A	ROCK BAGS FOR CONTROLLING SILTATION @ CURB & GUTTER INLETS. BAGS ARE TO BE 12" X 12" X 4".	EA	1936	1.51	1.51	36,849.33
				7.44	7.44	14,395.54
FIELD OFFICE						
109-71-6	FIELD OFFICE (BRIDGE WORK IN EXCESS OF 5 MILLION DOLLARS)	DAY				0.00
CLEARING AND GRUBBING						
110-1 OR 1-1 or 110-1-1B	110-1- CLEARING AND GRUBBING (INCLUDES REMOVAL OF EXISTING SIDEWALK, FLEXIBLE PAVEMENT, CURB AND GUTTER, DRAINAGE STRUCTURES, VEGETATION, TREES AND ANY DEBRIS TO BE DISPOSED OF IN LEGAL AREAS PROVIDED BY THE CONTRACTOR (ASSUME 10% OF BASE ESTIMATE)	LS	1			761,964.81
110-2	CLEAN EXISTING STRUCTURES	EA		217.50	217.50	0.00
110-2-00 OR 110-2-1-0	CLEAN EXISTING PIPES INCLUDES REMOVAL AND DISPOSAL OF TRASH	LF		12.25	12.25	0.00
110-3	REMOVE EXISTING STRUCTURE	LS		24,000.00		0.00
110-4	REMOVAL OF EXISTING PAVEMENT	SY		2.40	2.40	0.00
110-4-1-1 OR 110-4-4	REMOVE AND DISPOSE OF EXISTING CURB AND GUTTER	LF		11.00	11.00	0.00
110-4-10	REMOVE AND DISPOSE OF EXISTING CURB AND GUTTER, SIDEWALKS INCLUDING RAMPS AND MISCELLANEOUS CONCRETE IN AREAS NOT INCLUDED IN THE CLEARING AND GRUBBING ITEM	SF				0.00
110-4-10B	REMOVE AND DISPOSE OF EXISTING SIDEWALKS INCLUDING RAMPS AND MISCELLANEOUS CONCRETE IN AREAS NOT INCLUDED IN THE CLEARING AND GRUBBING ITEM	SY		8.67	8.67	0.00
110-4-10C	REMOVE AND DISPOSE OF EXISTING CURB & GUTTER IN AREAS NOT INCLUDED IN THE CLEARING AND GRUBBING ITEM	LF		10.00	10.00	0.00
110-6	PLUGGING WATER WELLS (NON-ARTESIAN)	EA		20.00	20.00	0.00
110-7-1	RELOCATION OF EXISTING MAIL BOXES	EA		133.33	133.33	0.00
110-7-1A	INSTALL NEW MAILBOX	EA			400.00	0.00
110-7-2	INTERCOM/GATE OPENER KEY PAD	EA		1,000.00	1,000.00	0.00
110-86	Monument Relocation	LS		6,000.00	6000.00	0.00
EARTHWORK						
120-1 OR 120-1-2	REGULAR EXCAVATION	CY	29850	7.52	6.74	201,316.93
120-2-2	BORROW EXCAVATION -(CONTRACTOR SUPPLIED, TRUCK MEASUREMENT) (THIS ITEM IS CONTINGENT UPON FIELD CONDITIONS AND MAY BE INCREASED, DECREASED, OR ELIMINATED BY THE ENGINEER)	CY				0.00
120-4	SUBSOIL EXCAVATION (THIS ITEM IS CONTINGENT UPON THE ACTUAL FIELD CONDITIONS AND MAY BE INCREASED, DECREASED OR ELIMINATED BY THE ENGINEER)	CY		16.40	7.45	0.00
120-5	CHANNEL EXCAVATION	CY		18.50	18.50	0.00
120-6 OR 120-6-1	EMBANKMENT (INCLUDES BORROW) (THIS ITEM IS CONTINGENT UPON EXISTING FIELD CONDITIONS AND MAY BE INCREASED, DECREASED OR ELIMINATED BY THE ENGINEER)	CY	5348	15.58	16.22	86,727.54
120-8 OR 120-8A	RE-GRADE EXISTING SWALE (Where shown specifically on plans, or as directed by Engineer, contingent items may be increase or decrease by Engineer.)	SY		5.50	5.50	0.00
119-01 or 119-01A or 119-01B	DRIVEWAY RESTORATION (SPECIAL PAVERS, TILE, STAMP CONCRETE, ETC., INCLUDES RESTORATION OF BASE AS NEEDED AND/OR CONC. HEADERS)	SY		47.67	47.67	0.00
119-01D	DRIVEWAY RESTORATION (Concrete), includes restoration of base as needed and/or headers and removal, disposal and replacement)	SY		50.00	50.00	0.00
121-70-1 OR 70-1A	121- FLOWABLE FILL - THIS ITEM MAY BE USED AT THE DISCRETION OF THE ENGINEER, IN LIEU OF GRANULAR FILL MATERIAL. SEE SECTION 121 OF THE SPECIAL PROVISIONS.	CY		179.00	179.00	0.00
125-1	EXCAVATION FOR STRUCTURE	CY		9.00	9.00	0.00
125-8A	STRUCTURE BACKFILL	CY		18.00	18.00	0.00
145-2	GEOTEXTILE FABRIC	SY		3.90	3.90	347,575.80
145-71	REINFORCEMENT GRID	SY			4.00	0.00
160-4	TYPE "B" STABILIZATION (12" THICK) (MIN. C.B.R. 30)	SY	89122	3.06	3.06	231,302.66
200-1-1 or 230-1	LIMEROCK BAE (6" THICK, SINGLE COURSE)(DRIVEWAY RESTORATION)	SY		11.89	11.89	0.00

ENGINEER'S OPINION OF PROBABLE CONSTRUCTION COSTS

ITEM NO.	ITEM	UNIT	QUANT.	OVERALL	CURRENT	AMOUNT
				AVERAGE	SET PRICE	
200-1-2 OR 200-1-10	LIMEROCK BASE [(8" THICK) (DOUBLE COURSE) (PRIMED)] / LIMEROCK BASE (8" THICK, PRIMED)	SY	75700	11.73	11.73	887,926.59
200-1-2A	LIMEROCK BASE (18" DOUBLE COURSE PRIMED)			17.00	17.00	0.00
200-1-2-S	LIMEROCK BASE (8" SINGLE COURSE PRIMED) OR (6" SAHM)	SY		18.25	18.25	0.00
200-1-3	LIMEROCK BASE (4" THICK, PRIMED)	SY		8.63	8.63	0.00
210-1	REWORK EXISTING LIMEROCK BASE			6.60	6.60	0.00
285-701	BASE OPTIONAL (BASE GROUP 1)	SY		15.50	15.50	0.00
285-706	BASE OPTIONAL (BASE GROUP 6)	SY		15.59	15.59	0.00
285-709	BASE OPTIONAL (BASE GROUP 9)	SY		16.00	16.00	0.00
285-711	BASE OPTIONAL (BASE GROUP 11)	SY		22.00	22.00	0.00
285-715	ASPHALTBASE (9" THICKNESS)	SY				0.00
REMOVAL OF SOLID WASTE MATERIAL						
125-4-2	SOLID WASTE REMOVAL AND DISPOSAL	SY				0.00
455-133-2	SHEET PILING STEEL (TEMP)	SY				0.00
BITUMINOUS SURFACE COURSES AND CONCRETE PAVEMENT						
300-1-3	BITUMINOUS MATERIAL (TACK COAT)	GAL				0.00
327-70-01	MILLING, 1" AVERAGE DEPTH	SY	1155	3.46	3.13	3,614.47
327-70-1A	MILLING EXISTING ASPHALT PAVEMENT (1" AVERAGE DEPTH)	SY		2.30	2.30	0.00
327-70-15	MILLING EXISTING ASPHALT PAVEMENT (2.75" AVERAGE DEPTH)	SY		1.35	1.35	0.00
327-70-19	MILLING EXISTING ASPHALT PAVEMENT (0.75" AVERAGE DEPTH)	SY		1.73	1.73	0.00
327-70-5	MILLING EXISTING ASPHALT PAVEMENT (2" AVERAGE DEPTH)	SY		3.01	3.01	0.00
327-70-6	MILLING (1 1/2" THICK)	SY		2.60	2.60	0.00
327-70-5A	MILLING 3" AVERAGE DEPTH	SY				0.00
331-2	TYPE S-1 ASPHALTIC CONCRETE (1" THICK WEARING COURSE)	TON		105.25	105.25	0.00
331-2B	ASPHALT CONCRETE (TYPE S)(ANY THICKNESS)	TON				0.00
331-2-1 OR 337-3-2	TYPE S-1 ASPHALTIC CONCRETE (2" THICK)	TON		101.09	101.09	0.00
331-3-34 OR 331-3-20	TYPE S-3 ASPHALTIC CONCRETE	TON		125.17	125.17	0.00
331-3-1	TYPE S-1 ASPHALTIC CONCRETE (1" THICK WEARING COURSE)	TON				0.00
331-3-1-1	TYPE S-1 ASPHALTIC CONCRETE (1 5/8" THICK)	TON		95.00	95.00	0.00
331-72-10F	ASPHALT DRIVEWAY RESTORATION (Include base and 1" thick Type Asphaltic concrete)	SY		20.43	20.43	0.00
331-72-10G	ROADWAY PAVEMENT RESTORATION (Replace and match existing base thickness with 8" minimum prime Limerock Base and 1" thick Type S Asphaltic Concrete) (In cludes replacement of existing pavement marking)	SY				0.00
331-72-10H	INLET PAVEMENT (Includes 6" limerock base and 1" thick Type S)	SY		18.25	18.25	0.00
334-1-14	SUPERPAVE ASPHALTIC CONCRETE (TRAFFIC "D")	TON		91.84	91.84	0.00
334-1-23	SUPERPAVE ASPHALTIC CONCRETE (TRAFFIC "C")	TON		116.33	116.33	0.00
334-1-24	SUPERPAVE ASPHALTIC CONCRETE (TRAFFIC D, PG76-22)	TON		98.47	98.47	0.00
334-2-13-2	HOT MIX ASPHALT SP-12.5 TRAFFIC C (2" THICK)	TON	7569	116.33	116.33	880,527.00
337-8-32	HOT MIX ASPHALT SP-9.5 TRAFFIC C (1" THICK)	TON	4163	110.00	110.00	457,930.00
334-2-11	HOT MIX ASPHALT SP-9.5 TRAFFIC A (1" THICK)	TON		110.00	110.00	0.00
334-2-13-1	HOT MIX ASPHALT SP-9.5 TRAFFIC A (1" THICK)	TON		110.00	110.00	0.00
337-2 or 337-2-1 or 337-71-1 or 337-3 or 337-5-3 or 337-7-3 or 331-1-3	ASPHALTIC CONCRETE FRICTION COURSE (FC-3) (1" THICK - 110 #/SY AVG.)	TON				0.00
337-7-21A	ASPHALTIC CONCRETE FRICTION COURSE (FC-9.5) (RUBBER) (1" THICKNESS)	TON		112.88	112.88	0.00
337-8 or 337-7-22	ASPHALTIC CONCRETE FRICTION COURSE (FC-5)	TON		116.40	116.40	0.00
339-1	MISCELLANEOUS ASPHALT PAVEMENT	TON		127.50	127.50	0.00
339-2	TEMPORARY ASPHALT	SY		166.93	166.93	0.00
350-2-4	CEMENT CONCRETE PAVEMENT, REINFORCED (9")	SY		17.58	17.58	0.00
351-1	COLORING OF CONCRETE -(SEE SPECIAL PROVISIONS)	SY		52.00	52.00	0.00
351-1A	COLORED CONCRETE CURB AND GUTTER	SY				0.00
351-1B or 351-1F	COLORED CONCRETE SIDEWALK 4" (INCLUDING PEDESTRIAN RAMPS)	SY		27.00	27.00	0.00
351-1C	COLORED CONCRETE SIDEWALK 6"	SY		43.33	43.33	0.00
351-1G	COLORED CONCRETE SIDEWALK 10"	SY		59.03	59.03	0.00
351-2 or 351-2A or 527-2	CURB RAMP DETECTABLE WARNING SURFACE	SF		106.60	106.60	0.00
370-1	BRIDGE APPROACH EXPANSION JOINT FOR CONC. PAVEMENT	LF		43.48	43.48	0.00
				202.50	202.50	0.00
DRAINAGE STRUCTURES AND PIPES						
400-0-11	CONCRETE CLASS NS, GRAVITY WALLS	CY		245.00	245.00	0.00
400-1-1	1:10 CONCRETE MIX	CY		251.67	115.56	0.00
400-1-2	CLASS I CONCRETE (ENDWALLS) INCLUDES STEEL REINFORCEMENT.	CY		2,752.50	2,752.50	0.00
400-1-03	PERFORATION AND CONNECTION TO EXISTING SEAWALL (SEE PLANS FOR DETAILS)	EA		7,500.00	7,500.00	0.00
400-1-11	CLASS I CONCRETE (GRAVITY WALLS INCLUDING STEEL)	CY		687.60	687.60	0.00
400-1-15	CLASS I CONCRETE [(MISCELLANEOUS) (TRENCH BUILD-UP, COLLARS, PIPE PLUGS, STRUCTURE PLUGS ETC.) (THIS ITEM IS CONTINGENT UPON FIELD CONDITIONS AND MAY BE INCREASED DECREASED OR ELIMINATED BY THE ENGINEER)]	CY				0.00
400-1-15AB	CLASS I CONCRETE (WELCOME WALL)	CY	13	290.86	240.98	3,132.72
400-2-4	CLASS II CONCRETE (SUPERSTRUCTURE)	CY				0.00
400-2-10	CLASS II CONCRETE (APPROACH SLABS)	CY		881.13	881.13	0.00
400-2-15	CLASS II CONCRETE (MISCELLANEOUS) (CONTINGENCY AMOUNT)	CY		457.00	457.00	0.00
400-11-1	SEAWALL CAP (INCLUDES REINFORCEMENT)	LF		215.00	215.00	0.00
400-11-2	SEAWALL (INCLUDES REINFORCEMENT)	LF		250.00	250.00	0.00
400-40-4A	GATEWAY SIGN (SEE PLANS FOR DETAILS)	EA		4,400.00	4,400.00	0.00
422-6	ADJUST/RELOCATE WATER VALVE BOXES (MIAMI-DADECOUNTY ONLY)	EA		150.00	150.00	0.00
425-01	CORE AND TIE-IN TO EXIST. DRAINAGE STRUCTURES	EA		739.00	739.00	0.00
425-1-89	BARRIER WALL INLET	EA				0.00
425-1-90	SPECIAL DRAIN (WALKWAY)	EA				0.00
425-1-201	INLET (CURB) (TYPE P-9 <10')	EA		2,325.00	2,325.00	0.00
425-1-202	INLET (CURB) (TYPE P-9 >10')	EA		2,740.00	2,740.00	0.00
425-1-211	INLET (CURB) (TYPE P-10 < 10')	EA				0.00
425-1-215	INLETS (CURB) (TYPE P-10)(PARTIAL)	EA				0.00
425-1-219	INLETS (CURB) (TYPE P-10)WITH BAFFLE	EA				0.00
425-1-311	INLETS (CURB)(TYPE P-1) < 10'	EA		5,129.90	5,129.90	0.00
425-1-311(1)	CURB INLET TOP ONLY TYPE P-1 (CAST IN PLACE) (THIS ITEM IS CONTINGENT UPON FIELD CONDITIONS AND MAYBE INCREASED, DECREASED OR ELIMINATED BY THE ENGINEER)	EA		4,300.00	3,000.00	0.00
425-1-112 or 425-1-312	INLETS (CURB)(TYPE P-1) > 10'	EA		6,482.96	6,482.96	0.00
425-1-319	INLETS (CURB) (TYPE P-1) (W/BAFFLE)	EA				0.00
425-1-321	INLETS (CURB)(TYPE P-2) < 10'	EA		5,072.76	5,072.76	0.00
425-1-322 or 425-1-322A	INLETS (CURB)(TYPE P-2) > 10'	EA		5,165.32	5,165.32	0.00
425-1-329	INLETS (CURB) TYPE P-2(W/BAFFLE)	EA				0.00

ENGINEER'S OPINION OF PROBABLE CONSTRUCTION COSTS

ITEM NO.	ITEM	UNIT	QUANT.	OVERALL		AMOUNT
				AVERAGE	SET PRICE	
425-1-331	CURB INLET TYPE P-3	EA		3,677.93	3677.93	0.00
425-1-331(1)	CURB INLET TOP ONLY TYPE P-3 (CAST IN PLACE) (THIS ITEM IS CONTINGENT UPON FIELD CONDITIONS AND MAYBE INCREASED, DECREASED OR ELIMINATED BY THE ENGINEER)	EA				0.00
425-1-331D or 425-1-331	CURB INLET TYPE P-3 (>10')	EA		2,964.80	2964.80	0.00
425-1-341 or 425-1-341A	INLETS (CURB) TYPE P-4	EA		3,358.26	3358.26	0.00
425-1-343	INLETS (CURB) TYPE P-4 (>10')	EA		3,581.95	3581.95	0.00
425-1-351	INLET CURB (TYPE P-5) < 10'	EA	45	3,725.39	3725.39	167,642.62
425-1-353 or 425-1-352	INLET (CURB)(TYPE P-5)(>10')	EA	7	4,136.20	4136.20	28,953.39
425-1-353A	INLET (CURB)(TYPE P-5)(>10') (W/BAFFLE)	EA		5,241.02	5241.02	0.00
425-1-355	INLET TOP, CURB [(TYPE 5) (INCLUDES ADJUSTMENT TO BOX, IF NECESSARY)] (PARTIAL)	EA		2,348.08	2,348.08	0.00
425-1-355(1)	INLET TOP, P-5	EA		2,441.90	2441.90	0.00
425-1-355(2)	CURB INLET TOP ONLY TYPE P-5 (CAST IN PLACE) (THIS ITEM IS CONTINGENT UPON FIELD CONDITIONS AND MAYBE INCREASED, DECREASED OR ELIMINATED BY THE ENGINEER)	EA		2,300.00	2300.00	0.00
425-1-357	INLETS (CURB) (TYPE P-5) SPECIAL	EA		4,969.80	4969.80	0.00
425-1-359	INLETS (CURB) (TYPE P-5) (W/BAFFLE)	EA		4,078.93	4078.93	110,131.19
425-1-361	INLET, CURB (TYPE P-6) < 10'	EA	27	4,996.66	4996.66	0.00
425-1-361A	INLET (CURB) TYPE P-6 (WITH BAFFLE)	EA		3,922.25	3922.25	11,766.75
425-1-363 or 425-1-362A	INLET (CURB)(TYPE P-6)(>10')	EA	3	5,434.65	5434.65	0.00
425-1-363A	INLET (CURB)(TYPE P-6)(>10') (W/BAFFLE)	EA		2,498.99	2498.99	0.00
425-1-365	INLET TOP (CURB)(TYPE 6)	EA		5,000.00	5000.00	0.00
425-1-367	INLETS (CURB) (TYPE P-6) SPECIAL	EA		2,167.38	2167.38	0.00
425-1-391 or 425-1-369	INLETS CURB (TYPE P-9)	EA		7,000.00	7000.00	0.00
425-1-419	INLETS (CURB) TYPE J-1 (W/BAFFLE)	EA		4,000.00	4000.00	0.00
425-1-431 or 425-1-431A	INLET (CURB)(TYPE J-3)(>10')	EA		4,000.00	4000.00	0.00
425-1-441 or 425-1-441A	INLET (CURB)(TYPE J-4)(>10')	EA		5,558.57	5558.57	5,558.57
425-1-451 OR 425-1-451A	INLETS [(CURB) (TYPE J-5) <10'	EA	1	5,867.36	5867.36	11,734.73
425-1-452	INLETS [(CURB) (TYPE J-5) (>10)	EA	2	6,026.25	6026.25	0.00
425-453A	INLETS [(CURB) (TYPE J-5) (>10) w/ baffle	EA		5,000.00	5000.00	0.00
425-1-455	INLETS (CURB) TYPE J-5 (PARTIAL)	EA		7,102.35	7102.35	7,102.35
425-1-461	INLET CURB (TYPE J-6) <10'	EA	1	8,436.54	8436.54	0.00
425-1-461B	INLET CURB (TYPE J-6) >10' (W/BAFFLE)	EA		8,194.90	8194.90	0.00
425-1-461C	INLET CURB (TYPE J-6) (W/BAFFLE)	EA		5,932.43	5932.43	11,864.86
425-1-462	INLET CURB (TYPE J-6) >10'	EA	2	2,660.00	2660.00	0.00
425-1-521	INLET TYPE C	EA		2,626.00	2626.00	0.00
425-1-541	INLET TYPE D	EA		3,350.00	3350.00	0.00
425-1-549	INLET (DITCH BOTTOM) TYPE D (MODIFY)	EA		3,000.00	3000.00	0.00
425-1-551	INLET TYPE E	EA		2,950.00	2950.00	0.00
425-1-561A	INLET TYPE F <10'	EA		3,545.50	3545.50	0.00
425-1-610 OR 425-1-610B	SWALE INLET TYPE P-10 - (ANY INSIDE DIMENSION, MAXIMUM DEPTH OF 15')	EA		5,076.00	5076.00	0.00
425-901B or 425-1-901C	INLET DITCH BOTTOM SPECIAL TYPE P-10 <10'	EA		5,381.32	5381.32	0.00
425-902A	INLET DITCH BOTTOM SPECIAL TYPE P-10 >10'	EA		2,196.26	2196.26	0.00
425-1-671 OR 425-1-901	INLET, TYPE P-11	EA		2,700.00	2700.00	0.00
425-1-711	INLET TYPE V (<10)	EA		416.67	416.67	0.00
425-1-721	INLET, TYPE P-11 <10'	EA		13,500.00	13500.00	0.00
425-1-907A	POLLUTION RETARDANT BAFFLE (ANY TYPE) (ANY DIMENSION)	EA		8,333.33	8333.33	0.00
425-1-908	SPECIAL STRUCTURE W/WEIR AND BAFFLE (>10')	EA		1,335.00	1335.00	0.00
425-1-909	INLETS (CURB) TYPE J-11	EA		9,500.00	9500.00	0.00
425-02	DRAINAGE FLUME	EA		3,500.00	3500.00	0.00
425-2-7	MANHOLE (TYPE J-7)	EA		4,936.19	4936.19	0.00
425-2-10	MANHOLE (SPECIAL)(WITH BAFFLE WALL AND WEIR)	EA		2,601.54	2601.54	0.00
425-2-10C	CONFLICT MANHOLE J-7T (THIS ITEM IS CONTINGENT UPON FIELD CONDITIONS AND MAYBE INCREASED, DECREASED OR ELIMINATED BY THE ENGINEER)	EA		812.60	812.60	0.00
425-2-102 or 425-42-42C	MANHOLE P-7 (>10')	EA		11,500.00	11500.00	0.00
425-2-103	MANHOLE Type 7 (Partial)	EA		3,467.83	2898.40	2,898.40
425-2-103A	MANHOLE (SPECIAL, RAISER FOR 96" PIPE)	EA		2,993.23	2993.23	0.00
425-2-42D or 425-2-041A or 425-1-471A	MANHOLE (P-7T)(<10')	EA	1	4,060.88	4060.88	0.00
425-2-41	MANHOLE (TYPE P-7T, ANY DIMENSION, MAXIMUM 15' DEEP)	EA		4,219.50	4219.50	0.00
425-2-412	MANHOLE (P-7T) CAST IN PLACE	EA		3,206.23	3206.23	0.00
425-2-42 or 425-2-41B	MANHOLE P-7 (<10')	EA		5,685.94	5685.94	0.00
425-2-42A or 425-2-43	MANHOLES TYPE P-7T (PARTIAL)	EA		2,452.12	2452.12	0.00
425-2-42E	MANHOLE (TYPE P-7T) (>10')	EA		2,035.97	2035.97	0.00
425-2-44	MANHOLES TYPE P-7NT	EA		2,600.00	2600.00	0.00
425-2-45	MANHOLES INCLUDING CONICAL MANHOLE SECTION (TYPE P-10)	EA		3,000.00	3000.00	0.00
425-2-61	MANHOLE P-8 <10'	EA		3,000.00	3000.00	0.00
425-2-71A	MANHOLES TYPE J-7T<10'	EA		4,060.88	4060.88	0.00
425-2-71B	MANHOLES TYPE J-7>10'	EA		4,219.50	4219.50	0.00
425-2-71C	MANHOLES TYPE J-7<10'	EA		3,206.23	3206.23	0.00
425-2-72	MANHOLE TYPE J-7T-, (ANY DIMENSION, MAXIMUM 15' DEEP)	EA		5,685.94	5685.94	0.00
425-2-72D or 425-2-72C	MANHOLE TYPE J-7T (> 10')	EA		3,893.06	3893.06	0.00
425-2-73	MANHOLE (SPECIAL) (>10') (OUTFALL STRUCTURE)	EA		10,000.00	10000.00	0.00
425-2-721A	MANHOLE (J-7T) WITH BAFFLE)	EA		8,876.55	8876.55	0.00
425-2-75	MANHOLE (J-7NT) POLLUTION CONTROL STRUCTURE)	EA		9,700.00	9700.00	0.00
425-31	POLLUTION CONTROL STRUCTURE (TWO CHAMBERS W/ WEIR OR BAFFLE) (ANY DIMENSION)	EA		5,500.00	5500.00	0.00
425-3-82B	JUNCTION BOX SPECIAL <10'	EA		6,500.00	6500.00	0.00
425-3-82C	JUNCTION BOX SPECIAL >10'	EA		795.00	795.00	0.00
425-4(2)	ADJUST INLET	EA		379.41	379.41	0.00
425-5	ADJUST MANHOLE (THIS ITEM IS CONTINGENT UPON FIELD CONDITIONS AND MAY BE INCREASED, DECREASED OR ELIMINATED BY THE ENGINEER)	EA		366.00	366.00	0.00
425-5B	ADJUST MANHOLE - MIAMI-DADE COUNTY ONLY - (THIS ITEM IS CONTINGENT UPON FIELD CONDITIONS AND MAY BE INCREASED, DECREASED OR ELIMINATED BY THE ENGINEER)	EA		258.00	258.00	1,806.00
425-5-1	ADJUST MANHOLE (UTILITIES) (MIAMI-DADE WATER & SWERE ONLY)	EA	7			
425-6 or 425-6-1	ADJUST EXISTING VALVE BOXES (MIAMI-DADE COUNTY ONLY) (THIS ITEM IS CONTINGENT UPON FIELD CONDITIONS AND MAY BE INCREASED, DECREASED OR ELIMINATED BY THE ENGINEER)	EA	44	221.83	221.83	9,760.35
425-72	ADJUST GRATE AND FRAME (THIS ITEM IS CONTINGENT UPON FIELD CONDITIONS AND MAY BE INCREASED, DECREASED OR ELIMINATED BY THE ENGINEER)	EA		440.00	440.00	0.00
425-73	ADJUST AND/OR RELOCATE EXISTING FIRE HYDRANTS (DADE COUNTY-OWNED ONLY)	EA		2,187.23	2187.23	0.00

ENGINEER'S OPINION OF PROBABLE CONSTRUCTION COSTS

ITEM NO.	ITEM	UNIT	QUANT.	OVERALL	CURRENT	AMOUNT
				AVERAGE	SET PRICE	
425-74	ADJUST AND/OR RELOCATED EXISTING FIRE HYDRANTS VALVE AND VALVE BOXES (MIAMI-DADE COUNTY ONLY)				2300.00	0.00
425-74-1	MANHOLE AND INLET CLEANING AND SEALING <10'	EA		55.00	55.00	0.00
425-76	YARD DRAINS	EA			1000.00	0.00
425-82B	GRATE, SOLID COVER REPLACE, ADJUST TO PROP. ELEVATION	EA		680.00	680.00	0.00
425-99E	ENERGY DISSIPATING OUTFALLS	EA		9,523.00		0.00
425-720	MODIFY EXISTING DRAINAGE STRUCTURE	EA		3,400.00	3400.00	0.00
430-12	STORM SEWER PIPE - 12" DIAMETER RCP	LF			40.00	0.00
430-171-101	PIPE CULVERT - UP TO 24" DIA (ROUND)	LF		35.50	35.50	0.00
430-15 or 430-23 or 430-171-123	PIPE CULVERT- 15" DIAMETER / PIPE CULVERT (15" SS)	LF	2935	46.41	46.34	136,019.19
430-18 or 430-171-125	PIPE CULVERT- 18" DIAMETER	LF		51.05	51.05	0.00
430-18-15A	PVC PIPE CULVERT- 15" DIAMETER	LF		43.00	43.00	0.00
430-18-18	PIPE CULVERT- 18" DIAMETER HDPE	LF		44.00	44.00	0.00
430-18-24	PIPE CULVERT- 24" DIAMETER HDPE	LF		48.50	48.50	0.00
430-18-30	PIPE CULVERT- 30" DIAMETER HDPE	LF		59.00	59.00	0.00
430-18-36	PIPE CULVERT- 36" DIAMETER HDPE	LF		70.00	70.00	0.00
430-19-16	DUCTILE IRON PIPE AND FITINGS, 16" DIAMETER	LF		130.00	130.00	0.00
430-19-24	DUCTILE IRON PIPE AND FITINGS, 24" DIAMETER	LF		210.00	210.00	0.00
430-19-36	DUCTILE IRON PIPE AND FITINGS, 36" DIAMETER	LF		450.00	450.00	0.00
430-24 OR 430-171-129	PIPE CULVERT- 24" DIAMETER	LF		58.03	58.03	0.00
430-28	PIPE CULVERT (36" SS)(NON-PERFORATED)	LF		75.00	75.00	0.00
430-30 OR 430-171-133	PIPE CULVERT- 30" DIAMETER	LF		48.16	48.16	0.00
430-36 OR 430-171-138	PIPE CULVERT- 36" DIAMETER	LF	215	76.17	76.17	16,377.16
430-48	PIPE CULVERT- 48" DIAMETER	LF		168.00	168.00	0.00
430-90	PIPE CULVERT (STORM SEWER) (90" DIAMETER)	LF			300.00	0.00
430-94-1	DESILT PIPE (0 TO 24")	LF		4.08	4.08	0.00
430-94-2	DESILT PIPE (25" TO 36")	LF		7.34	7.34	0.00
430-94-3	DESILT PIPE (37" TO 48")	LF		9.73	9.73	0.00
430-123A	15" DIAMETER STORM SEWER CLASS II REINFORCED CONCRETE PIPE CULVERT	LF			35.00	0.00
430-125A	18" DIAMETER CLASS II REINFORCED CONCRETE PIPE CULVERT	LF			49.00	0.00
430-171-202	PIPE CULVERT OPTIONAL MATERIAL (Storm Sewer) (Ellip/Arch) (25" to 36")	LF		127.00	127.00	0.00
430-172-125	PIPE CULVERT (ELLIPTICAL) 18"	LF		45.41	45.41	0.00
430-172-129	PIPE CULVERT (ELLIPTICAL) 24"	LF		73.00	73.00	0.00
430-171-223	PIPE CULVERT (ELLIPTICAL) 15"	LF			70.00	0.00
430-171-238	PIPE CULVERT (ELLIPTICAL) 36"	LF		112.19	112.19	0.00
430-172-240	PIPE CULVERT OPTIONAL MATERIAL (42") CROSS DRAIN	LF			120.00	0.00
430-175-148	84" PIPE CULVERT- (STORM SEWER)	LF		487.00	487.00	0.00
430-200-29	FLAREDEND SECTION(CONCRETE 24")	EA			1200.00	0.00
430-610-25	U-ENDWALL WITH GRATE (18")	EA			2200.00	0.00
430-880-1830	FLAP GATE - (PIPE DIAMETER 18" TO 30" OR EQUIVALENT)	EA		2,000.00	2000.00	0.00
430-941-38	PIPE DESILTING (36")	LF		8.00	8.00	0.00
430-982-22	MITERED END SECTION	EA			1300.00	0.00
430-999	RAILROAD CROSSING STEEL CASING PIPE (30") (JACK & CORE + 50LF)	LF		1,100.00	1100.00	0.00
430-1-1208	13'x17' PIPE ARCH CULVERT	LF			60.00	0.00
430-	PIPE CULVERT 71"x47" ELLIPTICAL	LF			150.00	0.00
443-70 OR 443-70-36 OR 443-70-6E OR 443-70-6-3 OR 443-70-6	EXFILTRATION DRAIN- 36" DIAMETER (INCLUDES THE COST OF PERFORATED PIPE, BALLAST ROCK, PLASTIC FILTER FABRIC, EXCAVATION AND BACKFILLING WITH SELECTED FILL MATERIAL)	LF	12084	142.57	142.57	1,722,802.45
443-70-4F OR 443-70-5	EXFILTRATION DRAIN (24" DIAMETER) (ALUMINIZED CORRUGATED STEEL PIPE CULVERT) (2 2/3" X 1/2", 16 GAUGE) (INCLUDES THE COST OF PERFORATED PIPE, BALLAST ROCK, EXCAVATION AND BACKFILLING WITH SELECT FILL MATERIAL)	LF		134.22	134.22	0.00
443-70-4H OR 443-70-24A OR 443-70-4-2	EXFILTRATION DRAIN (24" DIAMETER) (INCLUDES THE COST OF PERFORATED PIPE, BALLAST ROCK, EXCAVATION AND BACKFILLING WITH SELECT FILL MATERIAL)	LF		89.41	89.41	0.00
443-70-18 OR 443-70-3-2 OR 443-70-3	EXFILTRATION DRAIN- 18" DIAMETER (INCLUDES THE COST OF PERFORATED PIPE, BALLAST ROCK, EXCAVATION AND BACKFILLING WITH SELECTED FILL MATERIAL)	LF		81.98	81.98	0.00
460-5-1830	MANATEE GATE (PIPE DIA. 18" TO 36")	EA		1,340.00	1340.00	0.00
460-5-3648	MANATEE GRATE (PIPE DIA. 36" TO 48")	EA		1,560.00	1560.00	0.00
514-70	PLASTIC FILTER FABRIC (THIS ITEM IS CONTINGENT UPON FIELD CONDITIONS AND MAY BE INCREASED, DECREASED OR ELIMINATED BY THE ENGINEER)	SY			2.00	0.00
1100-111-908	8" DIP	LF			50.00	0.00
1100-111-910	10" DIP	LF			50.00	0.00
515-1-2	HANDRAIL (INCLUDES PAINTING)	LF		43.50	43.50	0.00
515-2-302	BICYCLE RAILING (ALUMINUM)	LF		89.00	89.00	0.00
515-2-303	PEDESTRIAN/BICYCLE RAILING	LF		111.67	111.67	0.00
515-3 or 515-1-2A	HANDRAIL PIPE (ALUMINUM)	LF		48.70	48.70	0.00
CONCRETE						
520-1-1 OR 520-1-10 or 520-1-10B	CONCRETE CURB AND GUTTER, TYPE "F" (6" CURB, 18" GUTTER) (INCLUDES COST OF LIMEROCK)	LF	44787	17.55	16.03	718,143.55
520-1-15A OR 520-3D	CONCRETE VALLEY GUTTER (VARIABLE WIDTH) (INCLUDING BASE PREPARATION)	LF		15.86	15.86	0.00
520-1-7	CONCRETE CURB & GUTTER ((TYPE "E") (9" CURB, 18" GUTTER))	LF		19.50	19.50	0.00
520-1-16	CONCRETE VALLEYGUTTER ((2" WIDE)(INCLUDES BASE PREPARATION))	LF		12.63	12.63	0.00
520-2-10	1' STANDARD GRAY CONCRETE HEADER	LF		20.50	20.50	0.00
520-2-1	CONCRETE CURB (TYPE "A")	LF		21.00	21.00	0.00
520-2-2	CONCRETE CURB (TYPE "B")	LF		12.36	12.36	0.00
520-2-12 or 520-2-12B or 520-2-4A	CONCRETE CURB (TYPE "D")	LF			13.27	0.00
520-5-3	CONCRETE TRAFFIC SEPARATOR (TYPE IV) 3' WIDE	LF		27.00	27.00	0.00
520-5-4	CONCRETE TRAFFIC SEPARATOR (TYPE IV) 4' WIDE	LF	1691	42.73	42.73	72,251.82
520-5-4	CONCRETE TRAFFIC SEPARATOR (TYPE IV) 8.5' WIDE	LF		31.00	31.00	0.00
520-5-41	CONCRETE SEPARATOR (TYPE IV) 6' WIDE	LF		46.50	46.50	0.00
520-70-9	CONCRETE TRAFFIC SEPARATOR (TYPE IV) (V.W. & 4.5')	SY		36.54	36.54	0.00
521-1	CONCRETE BARRIER WALL (INCLUDING STEEL, BRIDGE, AND APPROACH)	LF			100.00	0.00
521-5-1	CONCRETE TRAFFIC RAILING BARRIER (BRIDGE)(32" F SHAPE)	LF		137.50	137.50	0.00
521-6-1	CONCRETE PARAPET (PEDESTRIAN/BICYCLE)	LF		95.00	95.00	0.00
521-72-3-1	CONCRETE BARRIER WALL (1.25')	LF			60.00	0.00
521-72-3-2	CONCRETE BARRIER WALL (1.5')	LF			100.00	0.00
521-72-3-3	CONCRETE BARRIER WALL (2')	LF			70.00	0.00
521-72-5	CONCRETE BARRIER WALL (RIGID SHOULDER)	LF		225.00	225.00	0.00
521-73	REMOVAL OF CONCRETE BARRIER WALK	LF		55.00	55.00	0.00

DELETE - REASON: purchase mistake no work to be performed.

ENGINEER'S OPINION OF PROBABLE CONSTRUCTION COSTS

ITEM NO.	ITEM	UNIT	QUANT.	OVERALL	CURRENT	AMOUNT
				AVERAGE	SET PRICE	
522-1 OR 522-1(1)	CONCRETE SIDEWALK (4" THICK RESTORATION AND NEW, CLASS I CONCRETE, 3000 P.S.I.) (INCLUDING PEDESTRIAN RAMPS)	SY	8191	32.78	30.88	252,922.91
522-2 OR 522-2(1)	CONCRETE SIDEWALK (6" THICK, 3000 P.S.I. CONCRETE AT 28 DAYS) (INCLUDES DRIVEWAYS)	SY	721	41.63	37.00	26,674.71
522-3E	CONCRETE SLAB for BUS BAYS (9" thick)	SY		56.00	56.00	0.00
522-4E	BUS SHELTER PAD(CONCRETE) (8" THICK INCL MESH REINFORCEMENT)	SY		82.50	82.50	0.00
522-8	CONCRETE PAD (10" THICK)	SY		200.00	200.00	0.00
526-1-1	CONCRETE PAVERS (CROSSWALK)	SY		59.50	59.50	0.00
526-1-1A	CONCRETE PAVERS (ROADWAY)	SY		32.47	32.47	0.00
526-1-2	CONCRETE PAVERS (TREE PIT)	SY		60.00	60.00	0.00
526-1-2C	CONCRETE PAVERS (SIDEWALK)	SY		54.00	54.00	0.00
530-1	RIP RAP (SAND CEMENT)	CY			60.00	0.00
530-1-1	RIP RAP SAND-CEMENT END WALL	CY		254.00	254.00	0.00
530-78	RIP RAP- ARTICULATING BLOCK	SY		65.00	65.00	0.00
BARRIERS GUARDRAIL AND FENCE						
534-72-101	SOUND BARRIERS (INCLUDING FOUNDATION/PERMANMENT) COST INCLUDES FOUNDATION AND COST OF ANTI-GRAFFITI COATING.	SF		70.00	70.00	0.00
536-1 or 536-1-01	GUARDRAIL (ROADWAY) (INCLUDES THE COST OF SHOP PANELS)	LF		40.86	40.86	0.00
536-1-1B	GUARDRAIL [(ROADWAY) (INCLUDES THE COST OF SHOP BENT PANELS,END ANCHORAGE ASSEMBLY AND 2" X 3' ASPHALT PAD IF REQUIRED)]	LF		48.28	48.28	0.00
536-1-1C	GUARDRAIL (ROADWAY) (INCLUDES THE COST OF SHOP BENT PANELS AND HANDRAIL)	LF			20.00	0.00
536-1-5	Guardrail Thrie Beam	LF		37.70	37.70	0.00
536-1-9	Guardrail Thrie Beam Double Face	LF		52.40	52.40	0.00
536-6 or 536-85-25	END ANCHORAGE ASSEM. TYPE II	EA		1,178.40	1298.00	0.00
536-7	SPECIAL GUARDRAIL POST	EA		283.00	283.00	0.00
536-9	END ANCHORAGE (TYPE IV)	EA		2,228.00	2304.00	0.00
536-73	GUARDRAIL REMOVAL (INCLUDES DELIVERY AND UNLOADING AT M-DPW 58TH STREET YARD)	LF		12.03	12.03	0.00
536-82	GUARDRAIL ANCHORAGE - CONCRETE BARRIER WALL	EA		2,282.61	2282.61	0.00
536-85-22	END ANCHORAGE ASSEMBLY FLARED	EA		1,730.00	1730.00	0.00
536-84-24A or 536-85-24 or 536-85-24B	END ANCHORAGE ASSEMBLY PARALLEL	EA		2,117.00	2117.00	0.00
536-85-25	END ANCHORAGE ASSEMBLY TYPE II	EA		794.57	794.57	0.00
536-90	END ANCHORAGE ASSEMBLY TYPE MELT/SRT 350	EA		5,000.00	5000.00	0.00
538-1	GUARDRAIL RESET	EA				0.00
544-75-7	QUADGUARD ATTENUATOR (1)	EA			15,000.00	0.00
544-75-8	QUADGUARD ATTENUATOR (2)	EA			2,000.00	0.00
547-10-1	FABRIC FORMED CONCRETE RIPRAP	SY		157.80	157.80	0.00
548-10-2	FURNISH AND INSTALL RETAINING WALL	SF			28.00	0.00
549-0A	DEMOLITION AND REMOVAL OF CH. LINK FENCE				5.00	0.00
550-2 or 550-2-6 or 550-10-241	FENCING, TYPE "B"	LF		35.60	35.60	0.00
550-2-6A or 550-10-221 or 550-10-220	NEW CHAIN LINE FENCE TYPE "B: (6' HIGH) WITH BARBWIRE	LF		20.80	20.80	0.00
550-2-6C	NEW WOOD FENCE (6' HIGH)	LF		21.00	21.00	0.00
550-3-2	CORNER POST ASSEMBLIES	EA			100.00	0.00
550-2-4	NEW CHAIN LINE FENCE TYPE "B: (4' HIGH)	LF			20.00	0.00
550-5	RELOCATE EXISTING FENCE	LF		25.27	25.27	0.00
550-6	END POSTASSEMBLY (TYPE B FENCING)	EA			90.00	0.00
550-10-228	FENCING (TYPE B)(5.1' TO 6' HEIGHT)(RESET EXISTING)	LF		40.54	40.54	0.00
550-10-2210	6' TEMPORARY CHAIN LINK FENCE WITH FABRIC	LF		11.35	11.35	0.00
550-74	RESETTING EXISTING FENCE	LF	110	11.50	11.50	1,265.00
550-74-3	CHAIN LINK FENCE RELOCATION (INCLUDES NEW POST AND MISC. HARDWARE)	LF		30.50	30.50	0.00
550-74-3C	WOOD FENCE RELOCATION	LF		24.00	24.00	0.00
550-74-3G	REMOVAL OF CHAIN LINK FENCE TYPE "B" (6'HIGH) WITH BARBED WIRE	LF		4.38	4.38	0.00
550-74-3J	REMOVAL OF EXISTING FENCE	LF			16.00	0.00
550-74-3L	CHAIN LINK FENCE RELOCATION	LF			18.00	0.00
550-74-4	REMOVAL OF CHAIN LINK FENCE TYPE "B" (4'HIGH) WITH BARBED WIRE	LF			4.00	0.00
550-74-6	REMOVAL OF WOOD FENCE (6' HIGH)	LF			2.00	0.00
555-1-1	DIRECTIONAL BORE (< 6")	LF		19.50	19.50	0.00
555-1-2	DIRECTIONAL BORE (< 12")	LF		15.00	15.00	0.00
SODDING AND TREE RELOCATION						
570-1-2	PERFORMCE TURF (SODDING)	SY		2.50	2.50	0.00
575-1-1	SODDING (PENSACOLA BAHIA OR MATCH EXISTING) (INCLUDES WATERING)	SY		3.62	3.62	0.00
575-1-1A	SODDING (PENSACOLA BAHIA OR MATCH EXISTING)(INCLUDES WTERING AND MAINTENANCE). (THIS ITEM IS CONTINGENT UPON FIELD CONDITION AND MAY BE INCREASED, DECREASED OR ELIMINATED BY THE ENGINEER).	SY	7696			30,784.00
575-1-3	SODDING (INCLUDING WATERING) (ARGENTINE BAHIA)	SY		3.00	3.00	0.00
575-1-4	SODDING (SEASHORE PASPALUMS OR MATCH EXISTING) (INCLUDES WATERING)	SY		4.59	4.59	0.00
575-2A	SODDING-St Augustine, or match existing, includes watering and maintenance. Contingent item based on field conditions, may be increased, or decreased by the engineer.	SY		4.00	4.00	0.00
580-02	LANDSCAPING MATERIL (INCLUDES SHRUBS GROUND COVER AND ROOT BARRIER)	LS		62,856.67	62856.67	0.00
580-02A	TREE ROOT BARRIER (COST IS PER PANEL, PANEL IS 1' DEEP BY 2' LONG)	LF		6.28	6.28	0.00
580-4 OR 580-4-4	TREE PLANTING (LIVE OAKS, 14' TO 16' OVERALL HEIGHT) (THIS ITEM IS CONTINGENT UPON FIELD CONDITIONS AND MAY BE INCREASED, DECREASED OR ELIMINATED BY THE ENGINEER)	EA		543.33	543.33	0.00
580-4-5	TREE PLANTING (ROYAL PALM, 18' TO 20' OVERAL HEIGHT)(THIS ITEM IS CONTINGENT UPON FIELD CONDITIONS AND MAY BE INCREASED, DECREASED OR ELIMINATED BY THE ENGINEER)	EA			650.00	0.00
580-4-6 OR 580-4-6A	TREE PLANTING (SABAL PLAM, 14' TO 16' OVERALL HEIGHT) (THIS ITEM IS CONTINGENT UPON FIELD CONDITIONS AND MAY BE INCREASED, DECREASED OR ELIMINATED BY THE ENGINEER)	EA		295.00	295.00	0.00
580-4-7	TREE PLANTING (SABICU, 10' TO 12' OVERALL HEIGHT) (THIS ITEM IS CONTINGENT UPON FIELD CONDITIONS AND MAY BE INCREASED, DECREASED OR ELIMINATED BY THE ENGINEER)	EA			250.00	0.00
580-4-8	TREE PLANTING (YELLOW POINCIANA, 12' TO 14' OVERALL HEIGHT)(THIS ITEM IS CONTINGENT UPON FIELD CONDITIONS AND MAY BE INCREASED, DECREASED OR ELIMINATED BY THE ENGINEER)	EA			230.00	0.00
580-4-9	TREE PLANTING (FLORIDA SLASH PINE, 4' TO 6' OVERALL HEIGHT)(THIS ITEM IS CONTINGENT UPON FIELD CONDITIONS AND MAY BE INCREASED, DEVREASED OR ELIMINATED BY THE ENGINEER)	EA			15.00	0.00
580-4-31	SHRUB PLANTING 1 GALLON, 12" HT MINIMUM	EA		10.00	10.00	0.00

Concrete Total
997,741.17

ENGINEER'S OPINION OF PROBABLE CONSTRUCTION COSTS

ITEM NO.	ITEM	UNIT	QUANT.	OVERALL	CURRENT	AMOUNT
				AVERAGE	SET PRICE	
580-4-33	SHRUB PLANTING 1 GALLON, 12" HT MINIMUM	EA		20.00	20.00	0.00
580-301-2	STAKING AND GUYING PALMS	EA				0.00
580-322-1A	TREE REMOVAL AND DISPOSAL (0" to 6" Dia.)	EA		100.00	100.00	0.00
580-322-2A or 580-32-01	TREE REMOVAL AND DISPOSAL (6" to 12" Dia.)	EA		267.03	267.03	0.00
580-322-4A	TREE REMOVAL AND DISPOSAL (12" to 24" Dia.)	EA		255.14	255.14	0.00
580-322-5A	TREE REMOVAL AND DISPOSAL (24" to 36" Dia.)	EA		378.38	378.38	0.00
580-322-6	TREE REMOVAL AND DISPOSAL (36" to 55" Dia.)	EA		648.65	648.65	0.00
580-327-1	TREE RELOCATION	EA		817.19	817.19	0.00
580-327B	TREE PLANTING(UP TO 20' O.H.) (PROVIDE LABOR, PLANTING MATERIAL, GUY STAKE WIRES, WATER, ETC). CONTINGENT ITEM, MAY BE INCREASED, DECREASED OR ELIMINATED BY THE	EA		396.00	396.00	0.00
580-327C	TREE PLANTING(UP TO 14' O.H.) (PROVIDE LABOR, PLANTING MATERIAL, GUY STAKE WIRES, WATER, ETC). CONTINGENT ITEM, MAY BE INCREASED, DECREASED OR ELIMINATED BY THE	EA		179.00	179.00	0.00
580-327-4C	TREE REMOVAL (GREATER THAN 55" Dia.)	EA		648.65	648.65	0.00
580-327-6	ROYAL PALM (RELOCATION) QUANTITY MAY BE INCREASED OR DECREASED BY THE ENGINEER. TO BE RELOCATED WITHIN THE LIMITS OF THE PROJECT.	EA		495.00	495.00	0.00
580-327-10 or 580-327-12 or 580-327-12A	TREE REMOVAL (UNDER 12" TO 6") (AS DIRECTED BY THE ENGINEER)	EA		348.57	348.57	0.00
580-327-11	TREE REMOVAL (12" DIA. AND OVER)	EA		560.00	560.00	0.00
580-327-21R	RELOCATION OF TREES (GREATER THAN 6" DIA UP TO 12" DIA)	EA		613.51	470.27	0.00
580-327-22R	RELOCATION OF TREES (UP TO 12" DIAMETER, MEASURED 18" ABOVE GRADE	EA		125.40	125.40	0.00
580-327-23 or 580-327-23R or 580-327-23A	RELOCATION OF TREES (GREATER THAN 12" DIA UP TO 24" DIA)	EA		560.85	560.85	0.00
580-327-24 or 580-327-24R	RELOCATION OF TREES (GREATER THAN 24" DIA UP TO 36" DIA)	EA		564.79	564.79	0.00
580-327-25R	RELOCATION OF TREES (GREATER THAN 36" DIA UP TO 54" DIA)	EA		1,297.30	1297.30	0.00
580-327-31	TREE RELOCATION (THIS ITEM IS CONTINGENT UPON FIELD CONDITIONS AND MAY BE INCREASED, DECREASED OR ELIMINATED BY THE ENGINEER)	EA				0.00
580-327-32	TREE RELOCATION (GREATER THAN 12" TO 18" DIAMETER)	EA		2,000.00	2000.00	0.00
580-327-32B	REMOVAL OF EXISTING CANOPY TREE	EA		470.00	470.00	0.00
580-327-32C	RELOCATION OF EXISTING ROYAL PALMS	EA		1,700.00	1700.00	0.00
580-332-2	TREE RELOCATION OR REPLACEMENT ((GREATER THAN 6" TO 12" DIA. INCLUDES WATERING AND MAINTENANCE))	EA				0.00
580-332-5	TREE PLANTING (COCONUT PALMS)(THIS ITEM IS CONTINGENT UPON FIELD CONDITIONS AND MAY BE INCREASED, DECREASED OR ELIMINATED BY THE ENGINEER)	EA		476.00	476.00	0.00
580-336	TREE TRIMMING	EA		565.00		0.00
581-01A	METAL TREE GRATE (FURNISH AND INSTALL)(INCLUDE INSTALATION OF CONC. COLLAR,ROOT GUARD,TREE GRATE,AND EXCAVATION OF THE TREE PITS, ACCORDING TO SPECIFICATION AND..)	EA		1,000.00	1000.00	0.00
581-2-12	ORANGE GEIGER TREE (CORDIA SEBESTANA)	EA		200.00	200.00	0.00
581-2-13	TEXAS GEIGER TREE (CORDIA VIRGINIANA)	EA		200.00	200.00	0.00
582-19-61 OR 582-19-61A	GLAUCOUS CASSIA (SENNA SURATTENISS) (10' HT, 3"SPD, 2.5 CAL)	EA		295.00	295.00	0.00
582-52B	TREE PLANTING SPANISH STOPPER (EUGENIA FOETIDA)	EA		450.00	450.00	0.00
583-7-0	WHITE CRAPE MYRTLE(LAGERSTROEMIA INDICA) (8' TO 10' OVERALL HT.) (THIS ITEM IS CONTINGENT UPON FIELD CONDITIONS AND MAY BE INCREASED, DECREASED OR ELIMINATED BY THE ENGINEER)]	EA				0.00
583-7-1	QUEEN'S CRAPE MYRTLE(LAGERSTROEMIA SPECIOSA) (12' TO 14' OVERALL HT.) (THIS ITEM IS CONTINGENT UPON FIELD CONDITIONS AND MAY BE INCREASED, DECREASED OR ELIMINATED BY THE ENGINEER)]	EA				0.00
583-8	YELLOW POINCIANA(PELTOPHORUM PTEROCARPUM) (18' TO 20' OVERALL HT.) (THIS ITEM IS CONTINGENT UPON FIELD CONDITIONS AND MAY BE INCREASED, DECREASED OR ELIMINATED BY THE ENGINEER)]	EA				0.00
583-12-12(M)	TREE PLANTING MAHOGNY (SWITENIA MAHOGANI)	EA		550.00	550.00	0.00
583-19-33A	QUERCUS VIRGINIANA (LIVE OAK)	EA		450.00	450.00	0.00
583-52-5(M)	TREE PLANTING GUMBO LIMBO (BURSERA SIMARUBA)	EA		550.00	550.00	0.00
590-32	2" PVC SCH. 40 (IRRIGATION SLEEVE)	LF				0.00
590-34	4" PVC SCH. 40 (IRRIGATION SLEEVE)	LF				0.00
590-36	6" PVC SCH. 40 (IRRIGATION SLEEVE)	LF				0.00
IRRIGATION						
590-70	IRRIGATION SYSTEM	LS		66,833.33		0.00
SIGNALIZATION						
600-1	MAINTENANCE OF EXISTING, NEW OR TEMPORARY SIGNALIZATION SYSTEM (INCLUDES TEMPORARY SERVICE IF NECESSARY)	LS		29,538.00		0.00
620-1-1	GROUNDING ELECTRODE	LF		12.82	12.82	0.00
630-1-12	CONDUIT 2" PVC, UNDERGROUND	LF		13.75	13.75	0.00
630-1-12A	CONDUIT 1 1/2" RIGID UNDERGROUND/UNDERCLASSIFIED SERVICE	LF		18.00	18.00	0.00
630-1-12B	CONDUIT 2-2" PVC INTERCONNECT	LF		22.50	22.50	0.00
630-1-13 OR 630-1-13D	CONDUIT 2" PVC UNDER PAVEMENT (THIS ITEM IS CONTINGENT UPON FIELD CONDITIONS AND MAY BE INCREASED, DECREASE OR ELIMINATED BY THE ENGINEER)	LF		25.06	23.37	0.00
630-1-13B	INTERCONNECT CONDUIT (2-2" PVC UNDERPAVEMENT)	LF		20.00	20.00	0.00
630-1-14	CONDUIT 2" PVC (UNDER GROUND DIRECTIONAL BORE)	LF				0.00
630-1-16	CONDUIT 2" PVC INSTALLED IN OPEN TRENCH (THIS ITEM IS CONTINGENT UPON FIELD CONDITIONS AND MAY BE INCREASED, DECREASED OR ELIMINATED BY THE ENGINEER)	LF		7.31	7.31	0.00
630-1-16A or 630-1-16B	CONDUIT 2-2" PVC INTERCONNECT INSTALLED IN OPEN TRENCH (CONDUITS FOR SIGNAL INTERCONNECT AND LIGHTING PLACED IN THE SAME TRENCH WILL BE PAID UNDER THIS ITEM)	LF		4.70	4.70	0.00
632-7-1	TRAFFIC CONTROL CABLE	PI		4,000.00	4000.00	0.00
632-7-1A	TRAFFIC CONTROL CABLE (11-21 CONDUTOR)	LF		4.41	4.41	0.00
632-7-1B	TRAFFIC CONTROL CABLE (4-7 CONDUTOR)	LF		4.02	4.02	0.00
632-8-212	INTERCONNECT CABLE	LF		3.66	3.66	0.00
632-8-412	INTERCONNECT CABLE 92 PAIR, 4 CONDUTOR 14 GAUGE	LF		7.00	7.00	0.00
635-1-11	PULL BOX, METER TYPE (POLYMER)	AS		559.54	480.69	0.00
635-1-11A	PULL BOX ES ((METER TYPE) INSTALLED AT 2500' INTERVALS)	EA				0.00
635-1-11 I or 635-1-11D	PULL AND JUNCTION BOXES (INCLUDING GROUNDING ELECTRODE)	EA		555.36	555.36	0.00
635-1-11(1)	INTERCONNECT PULL BOX SPECIAL (24"X35",30" DEEP) (INCLUDES 5/8"X10' GROUND ROD COPPER CLAD INTERCONNECT AND SPECIAL PULLING DEVICE)	EA		1,297.75	1297.75	0.00
635-1-111	INTERCONNECT PULL BOX ((24" X 36", 30 DEEP)(INCLUDES 5/8" X 10'. GROUND ROD, COPPER CLAD INTERCONNECT AND SPECIAL PULLING DEVICE))	EA				0.00
635-1-111A	PULL BOX, SPECIAL (INTERCONNECT)(INCLUDES GROUND ROD)	AS		1,547.50	1547.50	0.00
635-1-111B	PULL BOX, SPECIAL (INTERCONNECT)(INCLUDES GROUND ROD)	EA				0.00
635-1-11A	ELECTRICAL POWER SERVICES	AS		1,548.41	1548.41	0.00

ENGINEER'S OPINION OF PROBABLE CONSTRUCTION COSTS

ITEM NO.	ITEM	UNIT	QUANT.	OVERALL		AMOUNT
				AVERAGE	SET PRICE	
635-1-112	EXPLORATORY	EA		175.00	175.00	0.00
639-1-12A	SIGNALS- ELECTRICAL POWER SERVICE (OVERHEAD) (PURCHASED BY CONTRACTOR FROM POWER COMPANY)	AS		953.00	953.00	0.00
639-1-13	ELECTRICAL POWER SERVICES (INCLUDES NEMA-3R RAIN-TIGHT INCLOSURE, DISCONNECT SWITCH, POLE CONDUIT)	AS		2,397.00	2397.00	0.00
639-1-13A	ELECTRICAL SERVICE (INCLUDE NEMA-3R DISCONNECT SWITCH, POLE CONDUIT)	AS		2,174.33	2174.33	0.00
639-1-13C	ELECTRICAL POWER SERVICES	AS		2,150.00	2150.00	0.00
639-1-23	ELECTRICAL POWER SERVICES (UNDERGROUND)	AS		2,363.00	2363.00	0.00
639-2-1 OR 639-2-1G	SERVICE WIRE(#6 AWG WITH THW INSULATION)(THREE CONDUCTOR SET)(BLACK,WHITE AND GREEN)	LF		4.12	4.12	0.00
639-2-1A	SERVICE WIRE [(#6 AWG WITH THW INSULATION) (THREE CONDUCTOR SET) (BLACK, WHITE AND GREEN)]	PI				0.00
639-3-11	ELECTRICAL SERVICE (Includes Nema-3R Disconnect Switch) POLE CONDUIT	AS		2,140.00	2140.00	0.00
639-3-12	ELECTRICAL SERVICE DISCONNECT	EA		1,550.00	1550.00	0.00
647-11-00	CUT MAST ARM AND INSTALL END CAP	EA				0.00
647-11-20	MAST ARM COMBINATIONS, STANDARD DADE CO. 20' ARM DS-6	AS				0.00
647-11-22	MAST ARM COMBINATION, (STD. TYPE DS-7) (22' ARM)	AS		8,638.00	8638.00	0.00
647-11-24	MAST ARM COMBINATIONS, STANDARD DADE CO. CLASS (DS-8) (24' ARM)	AS				0.00
647-11-26	MAST ARM COMBINATIONS, STANDARD DADE CO. CLASS (DS-9) (26' ARM)	AS		10,961.00	10961.00	0.00
647-11-28 OR 647-11-28A	MAST ARM COMBINATION, STANDARD [(28' ARM) (DS-10)]	AS		11,497.00	11497.00	0.00
647-11-30	MAST ARM COMBINATION STANDARD DADE CO. CLASS DS-11	AS		11,282.00	11282.00	0.00
647-11-32	MAST ARM COMBINATION STANDARD, DADE CO. CLASS DS-12	AS		12,549.17	12549.17	0.00
647-11-34 OR 647-11-34A	MAST ARM STANDARD [(34' ARM) (DS-13)]	AS		13,398.71	13398.71	0.00
647-11-36	MAST ARM STANDARD [(36' ARM) (DS-20)]	AS		12,580.75	12580.75	0.00
647-11-36A	MAST ARM STANDARD [(DS-14)]	AS		14,631.75	14631.75	0.00
647-11-38	MAST ARM COMBINATION STANDARD (38' ARM) (DS-15)	AS		13,152.86	13152.86	0.00
647-11-40	MAST ARM STANDARD [(40' ARM) (DS-16)]	AS		14,739.00	14739.00	0.00
647-11-42	MAST ARM STANDARD [(42' ARM) (DS-17)]	AS		15,496.14	15496.14	0.00
647-11-44	MAST ARM STANDARD (44' ARM) (DS-18)	AS		17,385.00	17385.00	0.00
647-11-46A	MAST ARM STANDARD (46' ARM) (DS-19)	AS		16,000.00	16000.00	0.00
647-11-48	MAST ARM STANDARD (48' ARM) (DS-20)	AS		17,345.50	17345.50	0.00
647-11-50A	MAST ARM STANDARD (50' ARM) (DS-21)	AS		20,807.00	20807.00	0.00
647-11-51	MAST ARM COMBINATIONS, STANDARD DS-22	AS		22,193.00	22193.00	0.00
647-11-52	MAST ARM STANDARD (52' ARM) (DS-22)	AS		19,863.00	19863.00	0.00
647-11-53	MAST ARM COMBINATIONS, STANDARD DS-23	AS		22,890.00	22890.00	0.00
647-11-54	MAST ARM COMBINATION (STANDARD TYPE) (DS-23) (54' ARM).	AS		22,880.00	22880.00	0.00
647-11-56	MAST ARM STANDARD [(56' ARM) (DS-30)]	AS		20,280.00	20280.00	0.00
647-11-56A	MAST ARM STANDARD [(56' ARM) (DS-24) SPECIAL DESIGN]	AS		22,545.75	22545.75	0.00
647-11-58	MAST ARM STANDARD [(58' ARM)(DS-25)]	AS		20,650.25	20650.25	0.00
647-11-60	MAST ARM STANDARD (60' ARM) (DS-26)	AS		23,351.67	23351.67	0.00
647-11-62A	MAST ARM STANDARD (62' ARM) (DS-27)	AS		21,000.00	21000.00	0.00
647-11-64	MAST ARM STANDARD [(64' ARM) (DS-28)]	AS		18,994.33	18994.33	0.00
647-11-66	MAST ARM STANDARD [(66' ARM) (DS-31)]	AS		21,000.00	21000.00	0.00
647-13-68	MAST ARM COMBINATION STANDARD (STEEL DOUBLE ARM, 68') (DS-30)	AS		24,000.00	24000.00	0.00
647-11-70	MAST ARM STANDARD [(70' ARM) (DS-31)]	AS		28,560.00	28560.00	0.00
647-13-74 or 647-11-74A	MAST ARM ASSEMBLY (74')	AS		27,005.67	27005.67	0.00
647-11-72	MAST ARM STANDARD (DS 32)	AS		32,291.00	32291.00	0.00
647-11-78	MAST ARM STANDARD (DS 35)	AS		30,000.00	30000.00	0.00
647-11-80	MAST ARM COMBINATION STANDARD [(80' ARM) (DS-36)]	AS				0.00
649-31-104	STEEL MAST ARM ASSEMBLY (F&I), WIND SPEED 150MPH, SINGLE ARM,W/LUMINAIRE-70.5	AS		22,654.00	22654.00	0.00
649-31-105	STEEL MAST ARM ASSEMBLY (F&I), WIND SPEED 150MPH, SINGLE ARM,W/LUMINAIRE-78	AS		23,130.00	23130.00	0.00
649-440	MAST ARM ASSEMBLY (SPECIAL DESIGN)	AS				0.00
650-1-111	TRAFFIC SIGNAL, 1 WAY, 1 SECTION, 12" STANDARD ALUMINUM AND LAMPS	AS		685.60	685.60	0.00
650-1-131 or 650-51-313 or 650-51-311A	TRAFFIC SIGNAL (1 WAY, 3 SECTIONS, 12" STANDARD ALUMINUM) (COMPLETE WITH HORIZONTAL MOUNTING BRACKET & LAMPS)	AS		1,010.55	1010.55	0.00
650-1-141	TRAFFIC SIGNAL, 12" STANDARD ALUMINUM (4 SECTION, 1WAY)	AS		1,382.50	1382.50	0.00
650-1-151 or 650-51-511 or 650-51-513	TRAFFIC SIGNAL, (1 WAY, 5 SECTION, 12" STANDARD ALUMINUM) (COMPLETE WITH HORIZONTAL MOUNTING BRACKET AND LAMPS)	AS		1,482.30	1482.30	0.00
650-51-323	TRAFFIC SIGNAL (2 WAY, 3 SECTIONS, 12" STANDARD ALUMINUM) (COMPLETE WITH HORIZONTAL MOUNTING BRACKET & LAMPS)	AS		1,877.00	1877.00	0.00
650-51-413 or 650-51-411	TRAFFIC SIGNAL 1 WAY 4 SECTIONS	AS		1,664.00	1664.00	0.00
650-2-111	TRAFFIC SIGNAL 1-WAY, 1-SECTION 12" OPTICALLY PROGRAMMED LENS	AS				0.00
650-9-151	TRAFFIC SIGNAL, 12" STD, 5 SECTION CLUSTER - (FURNISH AND INSTALL, ALUMINUM, 1-WAY, COMPLETE, INCLUDING SINGLE DOOR, QUICK DISCONNECT HANGER AND TUNNEL VISORS, REGULAR OR LOUVERED)	AS		1,800.00	1800.00	0.00
650-54-511	RELOCATION OF TRAFFIC SIGNAL	AS				0.00
653-171	PEDESTRIAN SIGNAL, NEON INT'L SYMBOL, LOW WATTAGE	AS		1,041.00	1041.00	0.00
653-191	PEDESTRIAN SIGNAL, LED COUNTDOWN	EA	2	929.78	929.78	1,859.56
659-107	ALUMINUM PEDESTAL 4" I.D. (UP TO 20')	EA		1,509.85	1509.85	0.00
659-106	SIGNAL HEAD AUXILIARIES (tunnel visors)	EA		89.50	89.50	0.00
659-107A	SIGNAL HEAD AUXILIARIES	EA		1,026.25	1026.25	0.00
659-112	SIGNAL HEAD AUXILIARIES (mounting brackets)	EA		198.66	198.66	0.00
659-101-1	SIGNAL HEAD AUXILIARIES (back plates)	EA		235.00	235.00	0.00
660-1-109	LOOP VEHICLE DETECTOR AMPLIFIER (RELAY OUTPUT- RACK MOUNTED TYPE 170 CABINET)	EA	8	218.00	218.00	1,744.00
660-1-109-1	INDUCTIVE LOOP DETECTOR (TYPE 1, 1 CHANNEL, R, S)	EA				0.00
660-2-109 or 660-1-109B	INDUCTIVE LOOP DETECTOR (TYPE 9)	EA		233.49	200.51	0.00
660-2-101	LOOP ASSEMBLY	AS	8	935.89	935.89	7,487.16
660-2-101M	LOOP ASSEMBLY (TYPE A MODIFIED FOR BICYCLE DETECTION)	AS		985.00	985.00	0.00
660-2-199	LOOP ASSEMBLY (TYPE A MODIFIED, 5' X 30' TURN LANES, 6' X 30' THROUGH LANES)	AS		1,094.67	1094.67	0.00
660-4-4	LOOP LEAD- IN CABLE (NO. 14 A.W.G.)	PI		623.67	623.67	0.00
660-4-4A	LOOP LEAD IN CABLE (NO. 14 A.W.G.)	LF		2.01	2.01	0.00
663-74-11	VEHICLE DETECTOR ASSEMBLY (OPTICAL TYPE)	EA		5,216.00	5216.00	0.00
663-74-15	VEHICLE DETECTOR ASSEMBLY, (F & I) (VIDEO)	EA		3,718.00	3718.00	0.00
665-11	PEDESTRIAN DETECTOR (INCLUDES PUSH BUTTON SIGN)	EA	1	296.13	296.13	296.13
665-12	PEDESTRIAN DETECTOR WITH POST (INCLUDES 3" ID PEDESTAL)	EA	1			1,600.00
670-5-420	TRAFFIC CONTROLLER ASSEMBLY (Modify) (170)	AS		5,000.00	5000.00	0.00
671-2-12	TRAFFIC CONTROLLER (F & i) (MODEL 170)	EA		17,262.78	17262.78	0.00
672-1-1 or 670-5-120 or 670-5-12	MODEL 170 TRAFFIC CONTROLLER ASSEMBLY (WIRED, COMPLETE WITH DC-552A CABINET AND CONTROLLER BASE)	AS		19,949.64	19949.64	0.00

ENGINEER'S OPINION OF PROBABLE CONSTRUCTION COSTS

ITEM NO.	ITEM	UNIT	QUANT.	OVERALL	CURRENT	AMOUNT
				AVERAGE	SET PRICE	
672-2-1	MODEL 170 TRAFFIC CONTROLLER ASSEMBLY (EXTENDED)	EA			20000.00	0.00
676-110-110	CONTROLLER CABINET POLE MOUNTED - ((INCLUDES CIRCUIT BREAKER, RELAYS & LIGHTNING SUPPRESSOR, AND FLASHER TYPE 3))	EA		1,825.00	1825.00	0.00
676-14-610	CONTROLLER CABINET (MODEL 170) (MODIFY)	AS			1000.00	0.00
678-1-106	FLASHER TYPE 3	EA		80.00	80.00	0.00
678-1-113 or 678-1-116C	PROGRAMMABLE TIME SWITCH - (SOLID STATE, 4 CIRCUIT, SEE SPECIAL PROVISIONS)	EA		966.67	966.67	0.00
685-120	SYSTEM AUXILIARIES (TELEMETRY TRANSCIEVER)	EA		1,230.38	1525.50	0.00
685-124	SYSTEM AUXILIARIES (UNIVERSAL ADAPTER)	EA		1,226.88	1520.83	0.00
685-165	SOLAR ENGINE (INCLUDES ELECTRONICS, BATTERIES & SOLAR PANELS), DUAL LED SIGNAL INCLUDING HOUSING AND MOUNTING HARDWARE	AS		6,800.00	6800.00	0.00
690-10	REMOVE TRAFFIC SIGNAL HEAD ASSEMBLY	EA		73.78	73.78	0.00
690-20	REMOVE PEDESTRIAN SIGNAL HEAD ASSEMBLY	EA		75.68	75.68	0.00
690-30	REMOVE TRAFFIC POLES	EA		1,025.00	1025.00	0.00
690-31	REMOVE SIGNAL PEDESTAL	EA			100.00	0.00
690-33-1	POLE REMOVAL (DEEP) DIRECTIONAL BURIAL	EA		1,150.00	891.67	0.00
690-40	REMOVE MAST ARM ASSEMBLY	EA		892.00	892.00	0.00
690-50	REMOVE CONTROLLER ASSEMBLY	EA		576.78	576.78	0.00
690-60	REMOVE VEHICLE DETECTOR ASSEMBLY	EA		103.33	103.33	0.00
690-70	REMOVE PEDESTRIAN DETECTOR ASSEMBLY	EA		103.49	103.49	0.00
690-80	REMOVE SPAN WIRE ASSEMBLY	EA		512.74	512.74	0.00
690-90	REMOVE CABLING AND CONDUIT	PI		873.93	873.93	0.00
690-100	REMOVE MISCELLANEOUS SIGNAL EQUIPMENT (PULL BOXES)	PI		1,283.54	1283.54	0.00
PAVEMENT MARKING AND SIGNAGE						
699-1-01 OR 699-1-1A	INTERNALLY ILLUMINATED SIGN	EA		2,703.00	2703.00	0.00
700-1-13	ROADSIDE SIGN ((SPEED LIMIT 40 MPH ((R2-1)	AS			150.00	0.00
700-1-13I	ROADSIDE SIGN(SPEED ZONE AHEAD - R2 - 5C)(W3-2A)	AS			250.00	0.00
700-1-13H	ROADSIDE SIGN(SPEED ZONE AHEAD -R2-5C)(S1-1)	AS			200.00	0.00
700-1-13D	ROADSIDE SIGN ((KEEP RIGHT SYMBOL)(R4-7) (24" X 30")(WITH POST)).	AS			150.00	0.00
700-1-14	ROADSIDE SIGN (STOP) (R1-1)	AS			150.00	0.00
700-1-14D	ROADSIDE SIGN (ADVANCE SCHOOL CROSSING SYMBOL) (S1-1)	AS			150.00	0.00
700-1-15	ROADSIDE SIGN ((YIELD) (R1-2) (36"X36" X36") (WITH POST)]	AS			175.00	0.00
700-1-15E	ROADSIDE SIGN (NO STOPPING OR STANDING-TOW AWAY ZONE) (R7-4C) (SING TO BE STRAPPED TO STREET LIGHT POLE)	EA			100.00	0.00
700-1-16	ROADSIDE SIGN ((STOP/STREET NAME) (R1-1/ D3-1)	AS		230.00	230.00	0.00
700-1-25	ROADSIDE SIGN(ONE WAY RIGHT - R6-1R)	AS			150.00	0.00
700-20-4 or 700-20-40	RELOCATE EXISTING SIGNS, SINGLE POST	AS		92.25	92.25	0.00
700-40-1/700-20-11 or 700-40-1-S	ROADSIDE SIGN INCLUDING POST AND STRAPS (SEE PLAN SHEET FOR SIGN DESCRIPTION)	AS	87	246.85	246.85	21,476.35
700-21-11	MULTI-POST SIGN	AS		3,233.50	3233.50	0.00
700-40-1A	OM - 3L (SEE DRAWINGS)	EA			150.00	0.00
700-40-1B	OM - 3R (SEE DRAWINGS)	EA			150.00	0.00
700-40-1L	LARGE DOUBLE ARROW SIGN (W1-7)	EA			25.00	0.00
700-40-2 or 700-20-12	ROADSIDE SIGN INCLUDING POST AND STRAPS 12 TO 25 SF	EA		437.10	437.10	0.00
700-40-4	GATEWAY SIGN	EA			1900.00	0.00
700-41-10	SIGN, MULTI-POST (LESS THAN 50 SF)	EA		489.28	489.28	0.00
700-46-1 or 700-20-6 or 700-20-60	REMOVE EXISTING SIGN	EA		98.48	40.73	0.00
700-46-11	REMOVE EXISTING ROADSIDE SIGNS <12 S.F.	EA		50.00	50.00	0.00
700-46-12A	REMOVE EXISTING MULTI-POST SIGN	EA		553.00	553.00	0.00
700-46-21	RELOCATE EXISTING STOP SIGN, SINGLE POST	EA		104.50	104.50	0.00
700-48-60	REMOVE EXISTING SIGN (OVERHEAD MOUNT)	EA		127.33	127.33	0.00
700-48-60B	REMOVAL OF SIGN PANEL	EA		56.00	56.00	0.00
700-48-11-1	SIGN PANEL (F&I < 100 S.F.)	EA		339.00	339.00	0.00
700-48-18, 700-48-58	SIGN PANEL (LESS THAN 15 SF.)	EA		397.92	333.48	0.00
700-72, 700-48-48	RELOCATE EXISTING SIGNS	EA		115.33	115.33	0.00
700-82	STREET NAME SIGN (D3-1S)	EA		322.00	322.00	0.00
700-84-1B	ROADSIDE SIGN (STREET NAME - D3 - 1) (D11-1)	AS		193.00	193.00	0.00
700-84-011	ROADSIDE SIGN((NO TURN ON RED) (R10 -11A) (WITH POST))	AS			150.00	0.00
705-10-11	OBJECT MARKER	EA		195.00	195.00	0.00
705-2	DELINEATOR, SINGLE UNIT	EA		81.00	81.00	0.00
706-1-12 or 706-3	REFLECTIVE PAVEMENT MARKERS (CLASS B, MONO OR BI-DIRECTIONAL, ALL COLORS)	EA	1001	4.55	4.55	4,553.55
706-1-12A	REFLECTIVE PAVEMENT MARKERS PERMANENT (BI-DIRECTIONAL) AMBER/AMBER	EA		4.61	4.61	0.00
706-1-12B	REFLECTIVE PAVEMENT MARKERS PERMANENT (CLEAR AND RED)	EA		4.52	4.52	0.00
706-1-12D	REFLECTIVE PAVEMENT MARKERS PERMANENT (BI-DIRECTIONAL AMBER/AMBER)	EA		4.73	4.73	0.00
706-1-12G	REFLECTIVE PAVEMENT MARKER (BI-DIRECTIONAL RED/COLORLESS)	EA		5.00	5.00	0.00
706-1-13B	REFLECTIVE PAVEMENT MARKER PERMANENT (CLASS B) (BI-DIRECTIONAL)(CLEAR/RED))	EA			5.00	0.00
706-2	REMOVAL OF EXISTING PAVEMENT MARKERS	EA			10.00	0.00
706-48	RELOCATED EXIST. SIGN AND TWO POSTS INCLUDING BASE AND FOOTING	AS			300.00	0.00
710-11-290	PAINTED ISLAND NOSE	SF	676	20.00	20.00	13,520.00
710-26-125A	SOLID TEMPORARY MARKING 12" TO 24"(YELLOW OR WHITE) (INCLUDING DIRECTIONAL ARROWS)	LF			0.85	0.00
710-26-126	SOLID TEMPORARY PAVEMENT MARKING 6" STRIPE	LF		0.35	0.35	0.00
710-30	REFLECTIVE PAINT (ISLAND NOSE)(6" YELLOW)	SY		15.67	15.67	0.00
711-1/711-11-131	SKIP TRAFFIC STRIPE(10' STRIPE, 30' SPACE) (6" WIDE) (WHITE, THERMOPLASTIC)	LF	5310	0.86	0.86	4,540.05
711-1A/711-11-241	SKIP TRAFFIC STRIPE(10' STRIPE, 30' SPACE) (6" WIDE)(YELLOW, THERMOPLASTIC)	LF	498	0.87	0.87	434.92
711-2/ 711-11/711-11-141A	SKIP TRAFFIC STRIPE (6' STRIPE, 10' SPACE) (WHITE THERMOPLASTIC) (6" WIDE)	LF		0.78	0.78	0.00
711-3/ 711-3A/ 711-3(2)/711-11-160/711-3E	PAVEMENT MESSAGES ((ONLY/MERGE/SCHOOL/RR) (THERMOPLASTIC))	EA		109.85	109.85	0.00
711-11-260	MESSAGES YELLOW THERMOPLASTIC	EA		110.00	110.00	0.00
711-11-270	DIRECTIONAL ARROWS YELLOW THERMOPLASTIC	EA		56.50	56.50	0.00
711-4/711-11-170	DIRECTIONAL ARROWS (THERMOPLASTIC)	EA	26	57.36	57.36	1,491.33
711-4A	DIRECTIONAL ARROWS (THERMOPLASTIC)(12 SF)	EA		47.00	47.00	0.00
711-4B	DIRECTIONAL ARROWS (THERMOPLASTIC)(16 SF)	EA		53.00	53.00	0.00
711-4D	DIRECTIONAL ARROWS THERMOPLASTIC (27SF)	EA		70.00	70.00	0.00
711-4E	DIRECTIONAL ARROWS THERMOPLASTIC(SPECIAL)	EA		106.00	106.00	0.00
711-5/711-11-151	GUIDELINES ((6" DOTTED) (2'-4' WHITE) (THERMOPLASTIC))	LF		1.29	1.29	0.00
711-5A or 711-11-251	GUIDELINES ((6" DOTTED) 2'-4' YELLOW (THERMOPLASTIC, LEAD FREE)).	LF		1.18	1.18	0.00
711-5-1 or 711-33	SKIP TRAFFIC, 2' OF 6" WHITE THERMOPLASTIC 4' SKIP	LF		1.20	1.20	0.00
711-6-61	SOLID TRAFFIC STRIPE (6" WHITE)	LF		0.74	0.74	0.00
711-6-61A	SOLID TRAFFIC STRIPE (6" YELLOW)	LF			0.69	0.00

ENGINEER'S OPINION OF PROBABLE CONSTRUCTION COSTS

ITEM NO.	ITEM	UNIT	QUANT.	OVERALL		CURRENT	AMOUNT
				AVERAGE	SET PRICE		
711-6-81 OR 711-35-81	SOLID TRAFFIC STRIPE (8" WHITE) (THERMOPLASTIC)	LF		1.13	1.13		0.00
711-6-121	SOLID TRAFFIC STRIPE (12" WHITE THERMOPLASTIC)	LF		1.83	1.83		0.00
711-6-241A OR 711-11-180	YIELD TRAFFIC STRIPE (24" WHITE)	LF		2.93	2.93		0.00
711-7 OR 711-7-1	REMOVE EXISTING PAVEMENT MARKINGS	SF		3.35	3.35		0.00
711-11	SKIP TRAFFIC STRIPE, 6" 6" WHITE THERMOPLASTIC -10' SKIP	LF		0.90	0.90		0.00
711-17	REMOVAL (THERMOPLASTIC)	SF		2.94	2.94		0.00
711-23-61	SOLID TRAFFIC STRIPE (6" WHITE)	NM		1,584.15	1584.15		0.00
711-24-61	SOLID TRAFFIC STRIPE (6" YELLOW)	NM		1,263.00	1263.00		0.00
711-33C OR 711-11-141 OR 711-11-141B	SKIP TRAFFIC STRIPE (10'-30', 6" WHITE)	LF		0.83	0.83		0.00
711-34/711-11-241	SKIP TRAFFIC STRIPE (6'-10') 6" YELLOW THERMOPLASTIC	LF		0.78	0.78		0.00
711-11-131	SKIP TRAFFIC STRIPE (6" WHITE) THERMOPLASTIC	GM		1,350.00	1350.00		0.00
711-34-61	SOLID TRAFFIC STRIPE, 6" WIDE - (YELLOW, THERMOPLASTIC)	LF		0.85	0.85		0.00
711-35-61 or 711-11-121	SOLID TRAFFIC STRIPE (6" WHITE) (THERMOPLASTIC)	LF	23972	0.76	0.76		18,307.04
711-35-81 or 711-11-122	SOLID TRAFFIC STRIPE (8" WHITE) (THERMOPLASTIC)	LF	891	1.10	1.10		976.64
711-35-121/711-11-123	SOLID TRAFFIC STRIPE (12" WHITE) (THERMOPLASTIC)	LF	1173	1.82	1.82		2,132.42
711-35-181/711-6-181/711-11-124	SOLID TRAFFIC STRIPE (18" WHITE) (THERMOPLASTIC)	LF	229	2.37	2.37		543.05
711-35-241/ 711-6-241/711-11-125	SOLID TRAFFIC STRIPE (24" WHITE) (THERMOPLASTIC)	LF	248	3.56	3.56		882.71
711-36-61 or 711-36-61A or 711-11-221	SOLID TRAFFIC STRIPE (6" YELLOW) (THERMOPLASTIC)	LF	20578	0.80	0.80		16,363.98
711-35-81 or 711-11-222	SOLID TRAFFIC STRIPE (8" YELLOW) THERMOPLASTIC	LF		0.92	0.92		0.00
711-36-181 or 711-6-181A or 711-11-224	SOLID TRAFFIC STRIPE (18" YELLOW) (THERMOPLASTIC)	LF		2.34	2.34		0.00
711-11-111	SOLID TRAFFIC STRIPE (6" WHITE) THERMOPLASTIC	NM		2,970.00	2970.00		0.00
711-11-112	SOLID TRAFFIC STRIPE (8" WHITE) THERMOPLASTIC	NM		5,300.00	5300.00		0.00
711-11-211	SOLID TRAFFIC STRIPE (6" YELLOW) THERMOPLASTIC	NM		2,973.33	2973.33		0.00
711-37-121	SOLID TRAFFIC STRIPE, THERMOPLASTIC (12"WHITE)	NM		6,000.00	6000.00		0.00
711-37-241	SOLID TRAFFIC STRIPE, THERMOPLASTIC (24"WHITE)	NM		7,000.00	7000.00		0.00
LIGHTING							
715-10-5	CONCRETE POLE BASE (45' MOUNTING HEIGHT) SPECIAL				1,000.00		0.00
715-0-69 OR 715-69	MAINTENANCE OF EXISTING LIGHTING OR TEMPORARY LIGHTING SYSTEM	LS		9,000.00	9000.00		0.00
715-1-1	GROUNDING ELECTRODE	LF		9.70	9.70		0.00
715-1-110	CONDUCTOR, (FURNISH & INSTALL) (INSULATED NO. 12)	LF		0.30	0.30		0.00
715-1-11	LIGHTING CONDUCTORS (F&I) (No. 10 OR SMALLER)	LF		1.50	1.50		0.00
715-1-113A or 715-1-12	CONDUCTOR, F&I, INSULATED NO. 6 (G)	LF	35052	2.32	2.32		81,455.46
715-1-12A	CONDUCTOR (F&I, INSULATED NO. 6) (INCLUDING TWIN GROUND ROD)	LF		1.85	1.85		0.00
715-2-12B or 715-2-215	LIGHTING CONDUIT (F&I) UNDER PAVEMENT	LF		21.00	21.00		0.00
715-1-114 or 715-1-13	CONDUCTOR, (FURNISH & INSTALL) (INSULATED NO. 4)	LF		2.78	2.78		0.00
715-1-123	CONDUCTOR, (FURNISH & INSTALL) (BARE NO.6)	LF		2.00	2.00		0.00
715-2-111	CONDUIT - 3/4" PVC SCHEDULE 40	LF		11.00	11.00		0.00
715-2-115 or 715-2-115B or 715-2-11A	CONDUIT PVC SCHEDULE 40, 2"	LF	11844	12.29	12.29		145,518.35
715-2-115C	CONDUIT, 2" PVC [(ADDITIONAL CONDUIT INSTALLED IN EXIST. OPEN TRENCH) (THIS ITEM IS CONTINGENT UPON FIELD CONDITIONS AND MAY BE INCREASED, DECREASED OR ELIMINATED BY THE ENGINEER)]	LF		1.96	1.96		0.00
715-2-134	CONDUIT RIGID GALVANIZED STEEL, 1 1/2"	LF		3.00	3.00		0.00
715-2-235	CONDUIT RIGID GALVANIZED STEEL, 2"	LF		47.18	47.18		0.00
715-4-400	LIGHT POLE COMPLETE (RELOCATE)	EA		2,500.00			0.00
715-7-11 or 715-7-11A or 715-7-11B or 715-7-12	LOAD CENTER (INCLUDES SWITCH, WEATHERHEAD & WIRE AT SERVICE POINT)	EA	2	5,247.64	5247.64		10,495.27
715-10-21	CONCRETE SERVICE POLE 20 (F&I)	EA		1,480.00	1480.00		0.00
715-11-111A	200 WATT (480V) HIGH PRESSURE SODIUM VAPOR LUMINARIES WITH LAMP	EA		420.00	420.00		0.00
715-11-1110	175 WATT (240V) METAL HALIDE LUMINAIRE WITH LAMP	EA		900.00	900.00		0.00
715-11-119	LUMINARIES, F&I, ROADWAY (SPECIAL -DECORATIVE)	EA		1,378.20	1378.20		0.00
715-11-125	WALL MOUNTED LUMINAIRE (UNDERDECK)	EA		390.00	390.00		0.00
715-14-10	PULL AND JUNCTION BOXES (INCLUDING GROUNDING ELECTRODE) (INTERCONNECT)	EA		690.00	690.00		0.00
715-14-11	PULLBOX, ROADSIDE	EA		526.60	526.60		0.00
715-14-12	PULL BOX (INCLUDING GROUND ROD , GROUND WIRE, ROCKS AND CLAMPS)	EA		612.80	612.80		0.00
715-14-12A	PULLBOX, SIDEWALK	EA	64	539.43	539.43		34,523.38
715-14-13A	PULL BOX (F&I) EMBEDDED (BRIDGE)	LF		245.00	245.00		0.00
715-31	MAINTENANCE OF EXISTING LIGHTING OR TEMPORARY LIGHTING	LS					0.00
715-4-019	LIGHT POLE COMPLETE (F & I) WIND SPEED 150 MPH (SEE PLANS FOR DETAILS)	EA		4,590.00	4590.00		0.00
715-80-15	CONCRETE POLE BASE (15 FT MOUNTING HEIGHT)	EA		250.00	250.00		0.00
715-80-21	CONCRETE POLE BASE (FOR 45' POLE)	EA		957.75	957.75		0.00
715-80-22	CONCRETE POLE BASE (45 FT. MOUNTING HEIGHT) (TO BE FURNISHED AND DELIVERED ONLY)(FOR DELIVERY LOCATION "SEE SPECIAL PROVISIONS")	EA		2,600.00	2600.00		0.00
715-80-22-1	CONCRETE POLE BASE	EA		1,018.60	1018.60		0.00
715-80-215	SPECIAL CONCRETE BASE POLE	EA		1,598.75	1598.75		0.00
715-81	RELOCATE EXIST. POLE, ARM, LUMINAIRE & BASE	EA		1,313.56	1313.56		0.00
715-86-114-1	LIGHTING POLE COMPLETE (ALUMINUM) (15 FT MOUNTING HEIGHT) (POST TOP)	EA		3,077.00	3077.00		0.00
715-86-114-3	LIGHTING POLE COMPLETE (ALUMINUM) (15 FT MOUNTING HEIGHT) (POST TOP) (TO BE FURNISHED AND DELIVERED ONLY) (FOR DELIVERY LOCATION "SEE SPECIAL PROVISION")	EA		4600.00	4600.00		0.00
715-86-145-1	LIGHTING POLE COMPLETE (ALUMINUM) (45' MOUNTING HEIGHT) (8' BRACKET ARM) (SINGLE ARM)	EA	59	4,248.50	4248.50		250,661.50
715-86-145-2	LIGHTING POLE COMPLETE [(45' MOUNTING HEIGHT) (ALUMINUM) (TO BE FURNISHED AND DELIVERED ONLY) (FOR DELIVERY LOCATION "SEE SPECIAL PROVISIONS")	EA		2,851.00	2851.00		0.00
715-86-145-3	LIGHTING POLE COMPLETE (ALUMINUM, 45 FT MOUNTING HEIGHT) (BRIDGE MOUNTED)	EA		7700.00	7700.00		0.00
715-88	CONDUIT 2" PVC (INCLUDING CONDUCTORS)	LF		30.33	30.33		0.00
715-88D	CONDUCTOR INSULATED #6 AWG	LF		1.70	1.70		0.00
715-88-1	CONDUIT AND CONDUCTORS	LS					0.00
715-88-13	CONDUIT 2" PVC (UNDER PAVEMENT)	LF		39.00	39.00		0.00
715-91	REMOVAL OF EXISTING POLE, ARM, LUMINAIRE AND BASE	EA		546.00	546.00		0.00
715-95-1 or 715-7-11	LOAD CENTER (INCLUDES SWITCH, WEATHERHEAD AND WIRE AT SERVICE POINT)	EA		6,386.40	6386.40		0.00
715-95-2	ELECTRIC SERVICE & COORDINATION	AS	2	1,633.00	874.50		1,749.00
715-99-1	PULL BOX (INCLUDING GROUND ROD COMPLETE WITH CLAMP)	EA		874.33	874.33		0.00
715-100-11	400 WATT. (480 V.) HIGH PRESSURE SODIUM VAPOR LUMINAIRE WITH LAMP	EA	59	664.56	664.56		39,208.78

ENGINEER'S OPINION OF PROBABLE CONSTRUCTION COSTS

ITEM NO.	ITEM	UNIT	QUANT.	OVERALL	CURRENT	AMOUNT
				AVERAGE	SET PRICE	
715-100-12	400 WATT. (480 V.) HIGH PRESSURE SODIUM VAPOR LUMINAIRE WITH LAMP (TO BE FURNISHED AND DELIVERED ONLY)(FOR DELIVERY LOCATION "SEE SPECIAL PROVISIONS)	EA			935.00	0.00
715-100-51	150 WATT. (480 V.) HIGH PRESSURE SODIUM VAPOR LUMINAIRE WITH LAMP (POST TOP)	EA		1,250.00	1,250.00	0.00
715-100-52	150 WATT. (480V.) HIGH PRESSURE SODIUM VAPOR LUMINAIRE WITH LAMP	EA			600.00	0.00
715-191-100	HIGH MAST LIGHTING POLE COMPLETE WITH FIXTURES & CONCRETE BASE	EA			16500.00	0.00
715-195-100	REMOVAL OF HIGH MAST LIGHTING POLE COMPLETE	EA			400.00	0.00
715-41-235	Aluminum Light Pole Complete (35' Mounting Height)	EA		4,767.50	4,767.50	0.00
715-41-340 or 715-4-111(B)	Aluminum Light Pole Complete (40' mounting height)	EA		4,201.32	4,201.32	0.00
715-411-125 or 715-4-112	LIGHTING POLE COMPLETE	EA		2,340.00	2,340.00	0.00
715-411-145 or 715-511-130A	DECORATIVE LIGHT POLE	EA		6,798.22	6,798.22	0.00
715-450 or 715-4-600 or 715-550-000	REMOVE LIGHTING POLE	EA	6.00			2625.75
715-500-1	POLE CABLE DISTRIBUTION SYSTEM ((CONVENTIONAL)(INSTALLATION ONLY MIAMI-DADE WILL SUPPLY KIT))	EA		1,446.54	1,446.54	0.00
715-500-1A or 715-500-1C	POLE CABLE DISTRIBUTION SYSTEM ((CONVENTIONAL KIT) (FURNISH AND INSTALL))	EA	59	1,307.39	1,307.39	77,136.28
715-500-1B	POLE CABLE DISTRIBUTION SYSTEM ((CONVENTIONAL KIT) (FURNISH ONLY))	EA			900.00	0.00
715-511-140	LIGHT POLE COMPLETE (F&I) (DECORATIVE) (39')	EA		6,356.20	6,356.20	0.00
715-511-145	LIGHTING POLE COMPLETE (SINGLE ARM, SHOULDER MOUNT, ALUMINUM, 45' MOUNTING HEIGHT) 10'	EA		4,109.33	4,109.33	0.00
715-511-150	LIGHTING POLE COMPLETE (SINGLE ARM, SHOULDER MOUNT, ALUMINUM, 50' MONTING HEIGHT) 10'	EA		3,680.00	3,680.00	0.00
715-512-145	LIGHTING POLE COMPLETE (SINGLE ARM, SHOULDER MOUNT, ALUMINUM, 45' MOUNTING HEIGHT) 6'	EA			3000.00	0.00
715-513-125	LIGHTING POLE COMPLETE (SINGLE ARM, WALL MOUNT, ALUMINUM, 25' MOUNTING HEIGHT)	EA			1400.00	0.00
715-516-115	LIGHT POLE COMPLETE, SPECIAL DESIGN (Furnish & Install, Pole top mount, Aluminum and 15 feet mounting height)	EA		6,000.00		0.00
715-516-120	LIGHT POLE COMPLETE, SPECIAL DESIGN, F & I, Pole Top Mount, Aluminum, 20'	EA		6,000.00		0.00
715-MISC	GIF OUTLET SYSTEM	EA			922.00	0.00
721-74-1	PREFABRICATED METAL TRASH RECEPTACLE	EA		1,300.00	600.00	0.00
721-75-1	PREFABRICATED METAL BENCH -SURFACE MOUNT	EA		2,750.00	2,750.00	0.00
721-75-2	CAST IN PLACE BENCHES	EA		4,000.00	4,000.00	0.00
721-77	BICYCLE PARKING RACK	EA		1,500.00	1,500.00	0.00
BRIDGE						
B-101-2	MOBILIZATION (AS PER FDOT SCHEDULE)	LS				0.00
B-110-3	REMOVAL OF EXISTING BRIDGE	LS		106,555.00		0.00
B-110-3(1)	REMOVAL OF EXISTING STRUCTURE	LS				0.00
B-110-73	REMOVAL OF EXISTING BULKHEAD	LF			385.00	0.00
B-360-1 OR 360-1	CONCRETE APPROACH SLABS	EA		8,946.50	8,946.50	0.00
B-400-1-150	COLORED CONCRETE 6" BRIDGE DECK	SY		140.00		0.00
B-400-2-4 OR 400-2-4	CONCRETE CLASS II (SUPERSTRUCTURE)	CY			1160.00	0.00
B-400-2-5	CONCRETE CLASS II (SUBSTRUCTURE)	CY			2500.00	0.00
B-400-2-10 OR 400-2-10	CLASS II CONCRETE(APPROACH SLABS)	CY		625.00	625.00	0.00
B-400-4-1	9' X 12' CONCRETE CLASS IV PIPE CULVERT	CY			2000.00	0.00
B-400-4-5 OR 400-4-5	CLASS IV CONCRETE (SUBSTRUCTURE)	CY		1,146.86	1,146.86	0.00
B-400-8-5 OR 400-4-4	CLASS IV CONCRETE (SUPER STRUCTURE)	CY		945.00	945.00	0.00
B-400-7 OR 400-7	BRIDGE FLOOR GROOVING	SY		8.68	8.68	0.00
B-400-72	PERCAST BULKHEAD PANELS	SF		89.00	89.00	0.00
B-400-143	CLEANING AND COATING	SF			4.00	0.00
B-400-147	COMPOSITE NEOPRENE PADS	CF			300.50	0.00
B-400-147A	COMPOSITE NEOPRENE PADS	CY			425.00	0.00
B-400-147(5) OR 400-147(5)	COMPOSITE NEOPRENE PAD TYPE V	CF			700.00	0.00
B-400-148-1 OR 400-148-1	TRAFFIC RAILING BARRIER (F & I)	LF		145.38	145.38	0.00
B-400-148-2	TRAFFIC RAILING BARRIER (SIDEWALK TYPE)	LF		110.50	110.50	0.00
B-400-154	CLEANING AND SEALING CONCRETE SURFACES	SF			3315	0.00
B-400-157	REPAIRS (TO EXISTING BRIDGE)	LS				0.00
B-415-1-4 OR 415-1-4	REINFORCING STEEL (SUPERSTRUCTURE)	LBS		1.16	1.16	0.00
B-415-1-5 OR 415-1-5	REINFORCING STEEL (SUBSTRUCTURE)	LBS		1.16	1.16	0.00
B-415-1-6	REINFORCING STEEL (MISCELLANEOUS)	LBS		1.18	1.18	0.00
B-415-1-9 OR 415-1-9	REINFORCING STEEL (APPROACH SLABS)	LBS		1.00	1.00	0.00
B-450-1-5 OR 450-1-5	PRESTRESSED BEAMS (TYPE VI)	LF			150.00	0.00
B-451-70	PRESTRESSED SOIL ANCHORS	EA		7,000.00	7,000.00	0.00
B-455-3-1	PRESTRESSED CONCRETE PILING FURNISHED (14" SQ.)	LF			45.00	0.00
B-455-3-2 OR 455-3-2	PRESTRESSED CONCRETE PILING FURNISHED (18" S.Q.)	LF		105.99	105.99	0.00
B-455-4-1	PRESTRESSED CONCRETE PILING DRIVE (14" SQ.)	LF			32.00	0.00
B-455-4-2 OR 455-4-2	PRESTRESSED CONCRETE PILING DRIVEN (18" S.Q.)	LF		46.88	90.50	0.00
B-455-15 OR 455-15 (1)	PREFORMED PILE HOLES	EA		2,400.00	2,400.00	0.00
B-455-17-2	PILE SPLICES	EA		1,100.00	1,100.00	0.00
B-455-87	STEEL ANCHOR BAR	EA		1,700.00	1,700.00	0.00
B-455-133	STEEL SHEET PILING	EA		56.00	56.00	0.00
B-455-137 OR 455-137	DYNAMIC LOAD TEST	EA		2,405.00	2,405.00	0.00
B-455-140-11	TEST PILE FURNISH (14" SQ.)	LF			50.00	0.00
B-455-140-12 OR 455-140-12	TEST PILES FURNISHED (18")	LF		449.50	449.50	0.00
B-455-141-11	TEST PILE DRIVEN (14" SQ.)	LF			160.00	0.00
B-455-141-12 OR 455-141-12	TEST PILES DRIVEN (18")	LF		248.33	372.00	0.00
B-458-1-25	BRIDGE DECK EXPANSION JOINT (REHAB, CLEAN, SEAL, REPLACE)	LF		42.00	42.00	0.00
B-458-1-11	BRIDGE DECK EXPANSION JOINT	LF		104.33	104.33	0.00
B-459-71	Pile Poyethylene	EA		9.00	9.00	0.00
B-460-2-1	STRUCTURAL STEEL (CARBON)	LBS			115	0.00
B-460-2-17	STRUCTURAL STEEL (GRADE 50 YIELD) (LOW ALLOY)	LBS		9.00	9.00	0.00
B-460-5	ENDWALL GRATE	LBS		25.00	25.00	0.00
B-460-7-4	EXPANSION JOINT SEAL (STRIP ELASTOMETRIC- 1" TO 2 1/4" WIDE)	LF			160.00	0.00
B-460-7-5 OR 460-7-5	ELASTOMERIC COMPRESSION SEAL	LF			40.00	0.00
460-70-1	ALUMINUM RAILING (SINGLE RAIL)	LF		64.33	64.33	0.00
460-70-3	ALUMINUM RAILING (TRIPLE RAIL)	LF		140.00	140.00	0.00
B-460-73 OR 460-73	ENCLOSURE FOR PEDESTRIAN OVERPASS	LF			150.00	0.00
B-506-3 OR 506-3	BRIDGE DRAINS	EA			5000.00	0.00
B-515-1	PIPE HANDRAIL	LF			93.00	0.00
B-524-2-2	CONCRETE SLOPE PAVEMENT (NON REINFORCED) (4")	SY			60.00	0.00
B-530-1	RIPRAP (SAND-CEMENT) (BRIDGE)	CY			590.00	0.00

ENGINEER'S OPINION OF PROBABLE CONSTRUCTION COSTS

ITEM NO.	ITEM	UNIT	QUANT.	OVERALL	CURRENT	AMOUNT
				AVERAGE	SET PRICE	
B-561-1	PAINTING STRUCTURAL STEEL	LS				0.00
PB-400-2-4	PAINTING STRUCTURAL STEEL	CY			100.00	0.00
PB-400-4-5	CLASS IV CONCRETE(SUBSTRUCTURE)	CY			900.00	0.00
PB-415-1-4	REINFORCINGSTEEL (SUPERSTRUCTURE)	LBS			173	0.00
PB-415-1-5	REINFORCINGSTEEL (SUBSTRUCTURE)	LBS			2.00	0.00
PB-450-1-2	PRESTRESSEDBEAM TYPE III	LF			150.00	0.00
PB-455-3-1	PRESTRESSED CONCRETE PILING FURNISHED (14" SQUARE)	LF			41.75	0.00
PB-455-4-1	PRESTRESSED CONCRETE PILING DRIVEN (14" SQUARE)	LF				0.00
PB-460-73	ENCLOSURE FOR PEDESTRIAN OVERPASS	LF			62.50	0.00
PB-530-1	RIPRAP(SAND-CEMENT)(BRIDGE)	CY			253.00	0.00
PB-550-2	FENCING (TYPE B)	LF			10.50	0.00
PB-550-6	END POST ASSEMBLY(TYPE B FENCING)	EA			70.00	0.00
	BASE ESTIMATE					8,381,612.87
999 OR	Z-999 CONTINGENCY FUND (10% OF BASE ESTIMATE AMOUNT)	LS				838,161.29
	SUB-TOTAL					9,219,774.15
	DEDICATED ALLOWANCES					
102-1 OR 102-1H	MAINTENANCE OF TRAFFIC (INCLUDING TEMPORARY REFLECTIVE PAVEMENT MARKERS, MARKINGS, TRAFFIC CONES, TEMPORARY SIGNS, FLAG MEN, ETC.) (ASSUME 2% OF BASE ESTIMATE)	LS				167,632.26
102-10A	OFF-DUTY LAW ENFORCEMENT OFFICER	LS			30,000.00	50,000.00
300-1-999	BITUMINOUS MATERIAL ADJUSTMENT (SET DURING BIDDING)(15,000/MI)	LS				30,000.00
556-1-5	JACK AND BORE 30" STEEL CASING	LS				
990	ALLOWANCE PERMITS	LS			500.00	20,000.00
800-6	FPL CONNECTION ALLOWANCE	LS				1,500.00
	GRAND-TOTAL					9,488,906.41
	NOT ALWAYS REQUIRED - AMOUNT TO BE ASSUMED / SET					
	PRICE SET - NOT AN AVERAGE					
	** Items in Red have been dropped from the Average for the SET PRICE					

Memorandum

MIAMI-DADE COUNTY


CLERK OF THE BOARD

2010 NOV 24 PM 1:00

CLERK, CIRCUIT & COUNTY COURTS
DADE COUNTY, FLA.
#1

Date: November 5, 2010

To: George M. Burgess
County Manager

From: 
Esther L. Calas, P.E.
Director
Public Works Department

Subject: Request to Advertise for People's Transportation Plan (PTP) Roadway Improvements along SW 157 Avenue, from SW 184 Street to SW 152 Street, Located within Commission District 9 (Project No: 20100678-PTP; Contract No: 20100678)

Recommendation

This Request to Advertise for Construction Contract No. 20100678 has been prepared by the Public Works Department (PWD) and is recommended for approval pursuant to Section 2-8.1 of the Code of Miami-Dade County. Proceeds from a future Charter County Transportation System Surtax Bond sale will be used to fund this project, therefore, approval by the Board of County Commissioners Commissioners (BCC) and Citizens' Independent Transportation Trust (CITT) is required.

Scope

PROJECT NAME: PTP Roadway Improvements along SW 157 Avenue, from SW 184 Street to SW 152 Street

PROJECT NO: 20100678 PTP

CONTRACT NO: 20100678

PROJECT DESCRIPTION: The work to be performed under this contract consists of, but is not limited to, furnishing of all supervision, labor, required materials, tools, equipment and performing all operations necessary for the roadway improvements along SW 157 Avenue, from SW 184 Street to SW 152 Street. The improvements include widening the existing roadway from (2) two to four (4) lanes, milling and resurfacing, a raised (curbed) median, sidewalks, curb and gutters, a continuous storm drainage system, roadway lighting, pavement markings and signage.

PROJECT LOCATION: SW 157 Avenue, from SW 184 Street to SW 152 Street

PROJECT SITES:	SITE #	LOCATION 1	DIST	ESTIMATE	T-S-R
	#75328	SW 157 Ave from SW 184 St to SW 152 St	9	\$9,339,996.00	0 -0 -0

PRIMARY COMMISSION DISTRICT: District 9 Dennis C. Moss

APPROVAL PATH: Manager's Authority

RECEIVED

2010 NOV 10 P 4:32

CAPITAL IMPROVEMENTS

RECEIVED

USING DEPARTMENT: Public Works Department

MANAGING DEPARTMENT: Public Works Department

Fiscal Impact / Funding Source

FUNDING SOURCE: This project is to be funded through the PTP Bond Program. This site-specific project is specifically listed in Exhibit 1 of the PTP Ordinance as a Board Requested Major Roadway and Neighborhood Improvement project within Commission District 9. Any other applicable funding source(s) may subsidize this contract.

PTP FUNDING: Yes

GOB FUNDING: No

ARRA FUNDING: No

CAPITAL BUDGET PROJECTS:

CAPITAL BUDGET PROJECT # - DESCRIPTION	RTA ESTIMATE
609590- CONSTRUCTION OF SW 157 AVENUE FROM SW 152 STREET TO SW 184 STREET Book Page: 64 Funding Year: Proposed Capital Budget for FY 2010-11, Prior Years' Funds.	\$1,285,000.00
609590- CONSTRUCTION OF SW 157 AVENUE FROM SW 152 STREET TO SW 184 STREET Book Page: 64 Funding Year: Proposed Capital Budget for FY 2010-11, FY 2010-11 Funds.	\$2,750,000.00
609590- CONSTRUCTION OF SW 157 AVENUE FROM SW 152 STREET TO SW 184 STREET Book Page: 64 Funding Year: Proposed Capital Budget for FY 2010-11, FY 2011-12 Funds.	\$5,304,996.00
CAPITAL BUDGET PROJECTS TOTAL:	<u>\$9,339,996.00</u>

ESTIMATED CONTRACT PERIOD: 730 Days Excludes Warranty Administration Period

ESTIMATED CONTINGENCY PERIOD: 73 Days

IG FEE INCLUDED IN BASE CONTRACT: Yes

ART IN PUBLIC PLACES: No

BASE ESTIMATE: \$8,248,657.00

CONTINGENCY ALLOWANCE (SECTION 2-8.1 MIAMI DADE COUNTY CODE):	TYPE	PERCENT	AMOUNT	COMMENT
	Infrastructure	10%	\$824,866.00	

PERMIT FEES:	\$20,000.00	0.24%
FPL CONNECTION:	\$1,500.00	0.02%
MAINTENANCE OF TRAFFIC:	\$164,973.00	2.00%
OFF-DUTY OFFICER:	\$50,000.00	0.61%
BITUMINOUS MATERIAL ADJUSTMENT:	\$30,000.00	0.36%
TOTAL DEDICATED ALLOWANCE:	\$266,473.00	
COST ESTIMATE:	\$9,339,996.00	

Track Record / Monitor

EXPLANATION: Not applicable - will be provided at the time of award.

MINIMUM QUALIFICATIONS EXCEED LEGAL REQUIREMENTS: Yes

REVIEW COMMITTEE: **MEETING DATE:** 10/27/2010 **SIGNOFF DATE:** 10/27/2010

APPLICABLE WAGES: (RESOLUTION No. R-54-10) Yes

REVIEW COMMITTEE ASSIGNED CONTRACT MEASURES:

<u>TYPE</u>	<u>GOAL</u>	<u>COMMENT</u>
CSBE	21%	
CWP	Not applicable	

MANDATORY CLEARING HOUSE: Yes

CONTRACT MANAGER NAME / PHONE / EMAIL: Frank Aira 305-375-2930 AiraF@miamidade.gov

PROJECT MANAGER NAME / PHONE / EMAIL: Gisela Cubeddu 305-375-2930 Gisela@miamidade.gov

Background

This is a major roadway improvement listed as a PTP Board Requested Major Project within Commission District 9. The project will complete SW 157 Avenue as a four (4) lane road, from SW 184 Street to SW 152 Street, thereby providing consistency and continuity along this vital north-south corridor. In addition, the widening will provide capacity for future traffic demands in the southwest area of the County.

MIAMI-DADE COUNTY PUBLIC WORKS DEPARTMENT HIGHWAY DIVISION

ENGINEER'S OPINION OF PROBABLE CONSTRUCTION COSTS

Project Description: SW 157 Ave from SW 184 St to SW 152 St
 PWD PROJECT No. 20040372

DATE:

ITEM	COST	TOTAL
	ESTIMATE	JOB (%)
GENERAL CONSTRUCTION OPERATIONS	380,420	4%
CONTROL OF EROSION & WATER POLLUTION	50,835	1%
CLEARING & GRUBBING	749,878	8%
EARTHWORK	1,489,357	16%
REMOVAL OF SOLID WASTE MATERIAL	0	0%
BITUMINOUS SURFACE COURSES AND CONCRETE PAVEMENT	1,285,054	14%
DRAINAGE STRUCTURES & PIPES	2,372,167	25%
CONCRETE	1,112,863	12%
GUARDRAIL & FENCE	1,265	0%
SODDING & TREE RELOCATION	30,784	0%
IRRIGATION	-	0%
SIGNALIZATION	13,017	0%
PAVEMENT MARKING & SIGNAGE	85,183	1%
LIGHTING	677,835	7%
BRIDGE	-	0
BASE ESTIMATED COST	8,248,657	
CONTINGENCY FUND (10%)	824,866	9%
SUBTOTAL	9,073,522	
MAINTENANCE OF TRAFFIC (MOT)(2%)	164,973	2%
OFF DUTY LAW ENFORCEMENT OFFICER	50,000	1%
BITUMINOUS MATERIAL ADJUSTMENT	30,000	0%
PWD PERMIT ALLOWANCES	20,000	0%
FPL CONNECTION ALLOWANCE	1,500	0%
GRAND TOTAL	\$ 9,339,995	100%

[Handwritten Signature]
 10/28/10

DEPARTMENT FINANCE:

Paul E. Lody 11/2/10
DEPT FINANCE OFFICER: DATE:

INDEX CODES:

CPEPTP409157.99122
10/28/10 10/28/10 11/2/10

BUDGET APPROVAL
FUNDS AVAILABLE:

[Signature] 11/8/10
OSBM DIRECTOR DATE

[Signature] 11-23-10
ASSISTANT COUNTY MANAGER DATE

CLERK DATE

DATE

MIAMI-DADE COUNTY PUBLIC WORKS DEPARTMENT HIGHWAY DIVISION

ENGINEER'S OPINION OF PROBABLE CONSTRUCTION COSTS

Project Description: SW 157 Ave from SW 184 St to SW 152 St

PWD PROJECT No. 20040372

DATE:

ITEM	COST	TOTAL
	ESTIMATE	JOB (%)
GENERAL CONSTRUCTION OPERATIONS	380,307	4%
CONTROL OF EROSION & WATER POLLUTION	51,245	1%
CLEARING & GRUBBING	761,965	8%
EARTHWORK	1,754,850	18%
REMOVAL OF SOLID WASTE MATERIAL	0	0%
BITUMINOUS SURFACE COURSES AND CONCRETE PAVEMENT	1,342,071	14%
DRAINAGE STRUCTURES & PIPES	2,247,551	24%
CONCRETE	1,069,993	11%
GUARDRAIL & FENCE	1,265	0%
SODDING & TREE RELOCATION	30,784	0%
IRRIGATION	-	0%
SIGNALIZATION	12,987	0%
PAVEMENT MARKING & SIGNAGE	85,222	1%
LIGHTING	643,374	7%
BRIDGE	-	0
BASE ESTIMATED COST	8,381,613	
CONTINGENCY FUND (10%)	838,161	9%
SUBTOTAL	9,219,774	
MAINTENANCE OF TRAFFIC (MOT)(2%)	167,632	2%
OFF DUTY LAW ENFORCEMENT OFFICER	50,000	1%
BITUMINOUS MATERIAL ADJUSTMENT	30,000	0%
PWD PERMIT ALLOWANCES	20,000	0%
FPL CONNECTION ALLOWANCE	1,500	0%
GRAND TOTAL	\$ 9,488,906	100%

Total CSBE participation dollar value:

$$\frac{1,726,337.17}{9,219,774} = 0.18724$$

$$= 18.7\%$$

$$= 19\%$$



Dept. of Small Business Development
Project Worksheet

Project/Contract Title: PEOPLE'S TRANSPORTATION PLAN ROADWAY IMPROVEMENT TO SW 157 AVE FROM SW 184 ST TO 152 ST (SIC 16) RC Date: 10/27/2010
 Project/Contract No: 20100678 Funding Source: Item No: 3-02
 Department: PUBLIC WORKS DEPARTMENT PTP Resubmittal Date(s):
 Estimated Cost of Project/Bid: \$9,339,995.00
 Description of Project/Bid: TO ESTABLISH A CONTRACT THAT CONSISTS OF WIDENING THE EXISTING ROADWAY FROM 2 TO 4 LANES, MILLING AND RESURFACING, CONSTRUCTING A RAISED (CURBED) MEDIAN, SIDEWALK, CURB AND GUTTER, INSTALLING A CONTINUOUS DRAINAGE SYSTEM, LIGHTING AND MARKING AND SIGNAGE.

Contract Measure Recommendation		
Measure	Program	Goal Percent
Goal	CSBE	21.00%



Reasons for Recommendation

An analysis of the factors contained in Section VI C of Administrative Order 3-22 indicate that a goal is appropriate in the trades of concrete, lighting, and pavement marking and signage (Highway, Street, and Bridge Construction).
 CWP Not Applicable: Not in DTA

Analysis for Recommendation of a Goal				
Subtrade	Cat.	Estimated Value	% of Items to Base Bid	Availability
Highway, Street, and Bridge Construction	CSBE	\$1,961,398.95	21.00%	58
Total		\$1,961,398.95	21.00%	

Living Wages: YES NO Highway: YES NO Heavy Construction: YES NO
 Responsible Wages: YES NO Building: YES NO

Responsible Wages and Benefits applies to all construction projects over \$100,000 that do not utilize federal fund. For federally funded projects, unless prohibited by federal or state law or disallowed by a governmental funding source, the HIGHER wage between Davis Bacon and Responsible Wages and Benefits shall apply.

REVIEW COMMITTEE RECOMMENDATION			
Tier 1 Set Aside _____			
Set Aside _____	Level 1 _____	Level 2 _____	Level 3 _____
Trade Set Aside (MCC) _____	Goal 21% CSBE	Bid Preference _____	
No Measure _____	Deferred _____	Selection Factor _____	
 Chairperson, Review Committee	10/27/10 Date	 County Manager / Designee	10/27/10 Date



Small Business Development Division Project Worksheet

Project/Contract Title: PEOPLE'S TRANSPORTATION PLAN ROADWAY IMPROVEMENTS
ALONG SW 157 AVE FROM SW 184 ST TO 152 ST (SIC 16)

Project/Contract No: 20100678

Department: PUBLIC WORKS DEPARTMENT

Estimated Cost of Project/Bid: \$9,488,906.00

Received Date: 02/15/2012

Funding Source:
PTP

Resubmittal Date(s): 10/27/2010

Description of Project/Bid: TO ESTABLISH A CONTRACT THAT CONSISTS OF WIDENING THE EXISTING ROADWAY FROM 2 TO 4 LANES, MILLING AND RESURFACING, CONSTRUCTING A RAISED (CURBED) MEDIAN, SIDEWALK, CURB AND GUTTER, INSTALLING A CONTINUOUS DRAINAGE SYSTEM, LIGHTING AND MARKING AND SIGNAGE.

Contract Measures Recommendation

Measure	Program	Goal Percent
Goal	CSBE	19.82%

Reasons for Recommendation

An analysis of the factors contained in Section VI C of Administrative Order 3-22 indicate that a goal is appropriate in the trades of lighting (Electrical Contractors), Concrete and Pavement Marking and Signage (Highway, Street, and Bridge Construction).

This is a resubmittal from October 27, 2012. The cost estimate increased from \$9,339,995 to \$9,488,906.
CWP Not Applicable: Not in DTA

Trade Category: 237310-Highway, Street, And Bridge Construction; 238210-Electrical Contractors And Other Wiring Installation Contractors

Analysis for Recommendation of a Goal

Subtrade	Cat.	Estimated Value	% of Items to Base Bid	Availability
Electrical Contractors and Other Wiring Installation Contractors	CSBE	\$672,763.44	7.09%	109
Highway, Street, and Bridge Construction	CSBE	\$1,207,937.73	12.73%	58
Total		\$1,880,701.17	19.82%	

Living Wages: YES NO **Highway:** YES NO **Heavy Construction:** YES NO

Responsible Wages: YES NO **Building:** YES NO

Responsible Wages and Benefits applies to all construction projects over \$100,000 that do not utilize federal fund. For federally funded projects, unless prohibited by federal or state law or disallowed by a governmental funding source, the HIGHER wage between Davis Bacon and Responsible Wages and Benefits shall apply.

REVIEW RECOMMENDATION

Tier 1 Set Aside _____ Tier 2 Set Aside _____

Set Aside _____ Level 1 _____ Level 2 _____ Level 3 _____

Trade Set Aside (MCC) _____ Goal 19.82% CSBE Bid Preference _____

No Measure _____ Deferred _____ Selection Factor _____

CWP _____

V. Clark
SBD Director

3/2/12
Date