

ELECTRONIC DOCUMENTS DISCLAIMER

1. Electronic copies of the solicitation documents are made available on this website solely for the convenience of prospective bidders (whether as a prime contractor or sub-contractor) on the Project, and are not considered part of the Contract Documents. No representation or warranty is made, either expressed or implied, with regard to the accuracy or suitability of these electronic copies for any purpose whatsoever. In the event of discrepancies or conflicts between the County's originally published document(s) and any other version distributed or submitted by other parties, the County's original hard copy version shall prevail.
2. Miami-Dade County Department of Transportation and Public Works (DTPW) does not track or monitor downloads of Project documents from this website. Therefore, prospective bidders who choose to use this method of distribution shall also be responsible for monitoring the site and downloading any applicable addenda or supplemental information. DTPW will distribute hard copy addenda or supplemental information only to those persons or firms who we have purchased a hard copy of the original solicitation documents.
3. Miami-Dade County shall not be responsible for errors and omissions occurring in the transmission or downloading of any documents or specifications from this website. In the event of any discrepancy between information obtained from this website and the DTPW hard copy solicitation documents and specifications, the terms of the hard copy documents will prevail.
4. Miami-Dade County does not guarantee continuous, uninterrupted or secure access to this or other related websites. Operation of this website may be affected from time to time by numerous factors outside of our control. In the event that we are notified of any problems in a timely manner we will do our best to assist with those problems that fall within our control. For assistance, contact us at 305-375-2930. Solicitation documents are removed from this website as soon as possible after the due date.
5. DTPW does not accept facsimile or electronic bid responses of any kind. All bids must be submitted in writing, on the forms provided by the County, to the address designated in the bid package. It is the bidder's responsibility to ensure that their submittals are received at the designated location, complete and on time. Bids received after the due date will be rejected, even if the solicitation is still appearing on this site.
6. With regards to Miscellaneous Construction Contracts (MCC) 7040 Plan Request for Price Quotations:
 - a. Only bidders included on the Project's Bidders List, provided by the Internal Service Department, Procurement Management Division to the DTPW, can submit a bid.
 - b. Only timely bids received from bidders included in the Project's Bidders List will be considered.
7. These documents shall not be altered in any manner. Utilization or viewing of these electronic documents shall constitute implicit acknowledgement and acceptance of these provisions. Failure to comply with these provisions may result in rejection of your bid.



Matheson Hammock Bridge Rehabilitation

Bridge No. 874294

Miami-Dade County

Supplemental Solicitation
and
Contract Documents

Small Business Enterprise-Construction Program (SBE-CONST.):
No Measure

Community Workforce Program:
N/A

DTPW Capital Improvements Engineer:
Elva Rosa Reyes

RPQ Issue Date:
May 26, 2022

TABLE OF CONTENTS

SECTION 1: INVITATION TO BID

SECTION 2: SOLICITATION FORMS

BID FORM

APPENDIX 5A

ACKNOWLEDGEMENT OF ADDENDA

SURETY BID BOND FORM

COLLUSION AFFIDAVIT

AFFIRMATION OF VENDOR AFFIDAVITS

FAIR WAGE AFFIDAVIT

CONTRACTOR DUE DILIGENCE AFFIDAVIT

RESIDENTS FIRST TRAINING AND EMPLOYMENT PROGRAM
COMPLIANCE FORM (RFTE 1)

SECTION 3: INSTRUCTION TO BIDDERS

SUPPLEMENTARY INSTRUCTIONS TO BIDDERS

SECTION 4: SUPPLEMENTAL INFORMATION

SAMPLE SURETY PERFORMANCE AND PAYMENT BOND

SECTION 5: SUPPLEMENTARY CONDITIONS

SECTION 6: SPECIFICATIONS

GENERAL REQUIREMENTS

CONSTRUCTION SPECIFICATIONS

SECTION 7: SPECIAL PROVISIONS

TECHNICAL SPECIFICATIONS

SECTION 8: ENGINEERING DRAWINGS

SECTION 1: INVITATION TO BID

INVITATION TO BID

**Department of Transportation and
Public Works**
Capital Improvements Division
111 NW 1st Street, Suite 1410
Miami FL 33128



MIAMI-DADE COUNTY, FLORIDA
REQUEST FOR PRICE QUOTATION (RPQ)
Contract No: MCC 7360 Plan - CICC 7360-0/08
RPQ No: 20220040

INVITATION TO BID

A RPQ has been issued for the work identified below. If you are interested in submitting a bid for this project, please submit your bid via Sealed Envelopes, attention to Clerk of the Board at 111 NW 1st Street, 17th floor, Miami FL. 33128 no later than 6/29/2022 at 02:00 PM. If you have any questions, contact Elva Reyes at 305-375-2930.

This RPQ is issued under the terms and conditions of the Miscellaneous Construction Contracts (MCC) Program MCC 7360 Plan.

RPQ DETAILED BREAKDOWN

Bid Due Date:	6/29/2022	Time Due:	02:00 PM	Submitted Via:	Sealed Envelopes	SBE-Con. Level:	N/A
Estimated Value:	\$330,982	(excluding Contingencies and Dedicated Allowances)					
Project Name:	Matheson Hammock Bridge Rehabilitation - Bridge No. 874294						
Project Location:	See the site location on the comments below						
License Requirements:	Primary:	General Engineering; Structural					
Scope of Work:	(Contractor must obtain and submit all permits prior to performing any work). Work under this Contract includes furnishing of all supervision, labor, materials, tools, equipment and performing all operations required to construct the Work in accordance with the Contract Documents. Work includes but is not limited to the following: •Structural Rehabilitation of Bridge Number 874294, Matheson Park Road over Matheson Hammock Canal. •Rehabilitation of structure includes repair of spalls, delaminations, and cracks at the following locations: Underside of sonovoid slab units, bent cap, and columns. •Installation of Carbon Fiber Reinforced Polymer wraps at underside of sonovoid slab units. •Installation of structural jacket around column as indicated in plans. •Removal of existing transverse post-tensioning wires and installation of new post-tensioning bars/strands.						
Document Pickup:	Contact:	DTPW Capital Improvements Division	Phone No:	305 375-2930	Date:	5/26/2022	
	Location:	111 NW 1st. Street, Miami Florida 33128 Suite 1410					
Pre-Bid Meeting::	YES	Mandatory:	No	Date:	6/9/2022	Time:	10:00 AM
	Location:	Virtual PreBid Meeting-See notes below					
Site Meeting:	No	Mandatory:	No	Date:		Time:	
	Location:						
Bid shall be submitted to:	Contact:	Clerk of the Board					
	Address:	111 NW 1st Street, 17th floor, Miami FL. 33128					
	Email:	valveo2@Miamiidade.gov				FAX # :	
Type of Contract:	Multiple Trade			Method of Award:	Lowest Responsible Bidder		
Method of Payment:	Scheduled Monthly Payments			Insurance Required:	YES		
Additional Insurance Required:	YES			If Yes - Minimum Coverage:	\$1,000,000.00		
Performance & Payment Bond Required:	YES			Bid Bond Required:	YES		
Prevailing Wage Rate Required:	Heavy Construction	Davis Bacon:	NO	AIPP:	NO	Amount:	
SBE-Con. Requirements:	NO	Percentage:	0.00%	SBD Certificate of Assurance Form Required:			NO
DBE Participation:	NO	Percentage:	0.00%	DBE Subcontractor Forms Required:			NO
CWP Requirements:	NO	Percentage:	0.00%				
SBE-S Requirements	NO	Percentage:	0.00%				
SBE-G Requirements	NO	Percentage:	0.00%				

Liquidated Damages:	YES	\$\$ Per Day:	\$1,197.00	
Trade Set-a-side:	NO	If Yes, Trade =		
For RPQ's less than \$10,000, if no LD rate is specified, the County reserves the right to assess actual damages in lieu of LDs.				
Design Drawing Included:	YES	Shop Drawing Included:	NO	Specifications Included:
Anticipated Start Date:	9/12/2022	Calendar Days for Project Completion:	210	
Comments:	<p>A. The location of work to be performed under the terms of this Contract shall be as follows:</p> <p>1. Bridge No. 874294, Matheson Park Road over Matheson Hammock Canal.</p> <p>B. The exact location and limits of construction are as shown on the Plans accompanying these Contract Documents.</p> <p>LICENSE REQUIREMENTS: At the time of Bid and pursuant to the requirements of Section 10-3 of the Code of Miami-Dade County, Florida and these Solicitation and Contract Documents, the Bidder must hold a valid, current, and active:</p> <p>a. At the time of Bid and pursuant to the requirements of Section 10-3 of the Code of Miami-Dade County, Florida and these Solicitation and Contract Documents, the Bidder must hold a valid, current, and active Certificate of Competency as a General Engineering Contractor or as a Specialty Engineering Contractor, commensurate to the requirements of the Project's Scope of Work, in one or more engineering crafts to include Structural Engineering. The Specialty Contractor shall subcontract with a qualified contractor any work which is incidental to the specialty but is specified in the aforementioned Code as being the work of other than that of the Engineering Specialty for which certified; or</p> <p>b. Pursuant to Section 255.20, Florida Statutes (F.S.) and in lieu of the above, the County may consider a bid from a Bidder that is a duly licensed Contractor in good standing that has been pre-qualified and considered eligible by the Florida Department of Transportation (FDOT) under Section 337.14, F.S. and Chapter 14-2, Florida Administrative Code, to perform the work described in the Contract Documents. Contractors seeking consideration under this paragraph shall submit along with the Bid Documents for review and consideration, current copy(ies) of their FDOT Certificate(s) of Qualification, Certification of Work Underway, and Status of Contract(s) On Hand. Acceptable FDOT prequalification(s) necessary to perform the work specified in the Project's Scope of Work shall include the Minor, or Major bridge Work Class.</p> <p>EXPERIENCE: 1. The Bidder must demonstrate that it has full-time personnel with the necessary experience to perform the Project's Scope of Work. This experience shall include work in successfully completed projects performed by the identified personnel whose bulk of work performed in the Public Right-of-Way is similar in detail to the Project's Scope of Work described in these Solicitation Documents. Demonstrate the experience requirement by:</p> <p>a. Providing a detailed description of at least three (3) projects similar in detail to the Project's Scope of Work described in these Solicitation Documents and in which the Bidder's identified personnel is currently engaged or has completed within the past five years. List and describe the aforementioned projects and state whether the work was performed for the County, other government clients, or private entities. The description must identify for each project:</p> <p>1) The identified personnel and their assigned role and responsibilities for the listed project 2) The client name and address including a contact person and phone number for reference 3) Description of work 4) Total dollar value of the contract 5) Contract duration 6) Statement or notation of whether Bidder's referenced personnel is/was employed by the prime contractor or subcontractor, and 7) For completed projects, provide letters of certification of final acceptance or similar project closure documentation issued by the client and available Contractor's performance evaluations.</p> <p>2. The County reserves the right to request additional information and/or contact listed persons pertaining to bidder's experience.</p> <p>INDEMNIFICATION AND INSURANCE REQUIREMENTS</p>			

The Contractor shall furnish to Department of Transportation and Public Works, 111 NW 1 Street, Miami Florida 33128, Certificate(s) of Insurance which indicate that insurance coverage has been obtained which meets the requirements as outlined below:

A. Worker's Compensation Insurance for all employees of the Contractor as required by Florida Statute 440.

a. Should include coverage required under the U.S. Longshoremen and Harbor Workers' Act (USL&H) for any activities on or about navigable water.

B. Commercial General Liability Insurance in an amount not less than \$1,000,000 per occurrence, and \$2,000,000 in the aggregate, not to exclude Products & Completed Operations. Miami-Dade County must be shown as an additional insured with respect to this coverage.

C. Automobile Liability Insurance covering all owned, non-owned and hired vehicles, in an amount not less than \$1,000,000 combined single limit per occurrence for bodily injury and property damage.

D. Umbrella Liability Insurance in an amount not less than \$3,000,000 per occurrence, and \$3,000,000 in the aggregate.

a. If Excess Liability is provided must be follow form of the General Liability policy.

BID DOCUMENTS:

Bidding documents may be purchased from the Miami-Dade County Department of Transportation and Public Works, Capital Improvements Division, 111 NW 1st Street, 14th Floor, Miami, Florida 33128 for a non-refundable fee of One Hundred Dollars (\$100.00) per each complete set of documents. Payment shall be in the form of a company check, cashier's check, or money order payable to the "Miami-Dade County, Department of Transportation and Public Works".

ADDENDUMS - RFI'S

All RFI requests should be e-mailed to reyesel@miamidade.gov while copying the Clerk of the Board (clerkbcc@miamidade.gov).

The Department of Transportation and Public Works has made changes with regard to how addendums and requests for information (RFI) will be sent to document holders. Be advised that all Addendums, RFI's, and the document holders list (bidder's list) are now available to view online at the following web address:

<https://www8.miamidade.gov/Apps/ISD/DPMWW/SolicitationList.aspx>

Therefore, during the advertisement period, the Department will not be sending these documents via certified mail. All document holders must provide a dedicated e-mail address. The Department will only be sending addendums and RFIs by e-mail and posting online at the aforementioned link. The bidders list will be updated every Friday during the advertisement phase of the contract. Please be aware that acknowledgment of receipt of all addendums and RFI's remain a requirement when submitting bids.

VENDOR REGISTRATION:

Due to the new Vendor Registration procedures of the Internal Service Department, Procurement Management Division, updated definitions along with the "Affirmation of Vendor Affidavits" has been added to the Bid Submittal Package. The successful bidder must be registered under this new procedure prior to award.

PRE BID - BID SUBMITTAL DUE DATE:

Pre-Bid Conference date, time and location: Thursday, June 9, 2022, at 10:00 A.M., Non-Mandatory Pre Bid Meeting will be conducted via teleconference in Webex. Those interested in attending, please use the telephone number and access code below:

Telephone No. 1 415-655-0001

Access Code: 2301 486 0528

Bid Due Date, Opening Time & Location:

Bid Submittal Time and Location: Wednesday, June 29, 2022, 2:00 PM, at 111 NW 1st Street, 17th Floor, Clerk of the Board Office.

Bid Opening immediately after in the 18 Floor. Due to the COVID-19 Pandemic, please always confirm the day before in the event there are any new orders issued by Miami Dade County Mayor.

DISCLOSURE:

- Contractor shall indemnify and hold harmless the County and its officers, employees, agents and instrumentalities from any and all liability, losses or damages, including attorneys' fees and costs of defense, which the County or its officers, employees, agents or instrumentalities may incur as a result of claims, demands, suits, causes of actions or proceedings of any kind or nature arising out of, relating to or resulting from the performance of this Agreement by the Contractor or its employees, agents, servants, partners principals or subcontractors. Contractor shall pay all claims and losses in connection therewith and shall investigate and defend all claims, suits or actions of any kind or nature in the name of the County, where applicable, including appellate proceedings, and shall pay all costs, judgments, and attorney's fees which may issue thereon. Contractor expressly understands and agrees that any insurance protection required by this Agreement or otherwise provided by the Contractor shall in no way limit the responsibility to indemnify, keep and save harmless and defend the County or its officers, employees, agents and instrumentalities as herein provided.

The Contractor shall furnish to **Department of Transportation and Public Works, Capital Improvements Division, 111 NW 1st Street, Suite 1410, Miami FL 33128** , Certificate(s) of Insurance which indicate that insurance coverage has been obtained which meets the requirements as outlined below:

- A.** Worker's Compensation Insurance for all employees of the Contractor as required by Florida Statute 440.
 - a. If applicable should include coverage required under the U.S. Longshoremen and Harbor Workers' Act (USL&H) and/or Jones Act for any activities on or about navigable water.
- B.** Commercial General Liability in an amount not less than \$300,000 per occurrence, and \$600,000 in the aggregate. Miami-Dade County must be shown as an additional insured with respect to this coverage.
- C.** Automobile Liability Insurance covering all owned, non-owned and hired vehicles used in connection with the work, in an amount not less than \$300,000 combined single limit per occurrence for bodily injury and property damage.

*Under no circumstances are Contractors permitted on the Aviation Department, Aircraft Operating Airside (A.O.A) at Miami International Airport without increasing automobile coverage to \$5 million. Only vehicles owned or leased by a company will be authorized. \$1 million limit applies at all other airports.

- 7360 RPQs are NOT SBE-Con 100% Set-aside solicitation, however the RPQ may be assigned a SBE-Con Trade set-aside and goal. The SBE-Con Trade-aside and goal if applicable will be will be stipulated on the RPQ and the Invitation to Bid or in the Project's Solicitation Documents.
- All Prime Contractors submitting a bid for RPQ/Project with a Small Business Measures (s) MUST submit the Small Business Development "CERTIFICATE OF ASSURANCE" form properly completed, signed and notarized with their bid document at the time of Bid Submittal. FAILURE TO SUBMIT THE REQUIRED CERTIFICATE OF ASSURANCE FORM AT THE TIME OF BID SUBMISSION SHALL RENDER THE BID NON COMPLIANT TO THE CONTRACT REQUIREMENT AND SECTION 10.33.02 OF THE CODE OF MIAMI-DADE COUNTY.
- 7360 RPQs Federally Funded may be subject to the Disadvantaged Business Enterprise (DBE) Program. The DBE goal will be stipulated on the RPQ and the Invitation to Bid or in the Project's Solicitation Documents.
- 7040 and 7360 RPQs with an estimated project value in excess of \$700,000.00 may be assigned a Small Business Enterprise Goods (SBE-G) or Small Business Services (SBE-S) program goal. The SBE-G or SBE-S goal if applicable will be will be stipulated on the RPQ and the Invitation to Bid or in the Project's Solicitation Documents.
- All RPQs with an estimated project value \$100,000 or above are subject to Responsible Wage Rates. The wage rate will be stipulated on the RPQ and the Invitation to Bid or in the Project's Solicitation Documents.
- All Projects, where price (Proposals/Bids) received are in excess of \$200,000 will require the submission of the Payment and Performance Bond as required by State of Florida Statute.

VERIFICATION OF EMPLOYMENT ELIGIBILITY (E-VERIFY):

By entering the Contract, the Awarded Bidder becomes obligated to comply with the provisions of Section 448.095, Florida Statute, titled "Verification of Employment Eligibility." This includes but is not limited to utilization of the U.S. Department of Homeland Security's E-Verify System to verify the employment eligibility of all newly hired employees by the Awarded Bidder effective, January 1, 2021, and requiring all Subcontractors to provide an affidavit attesting that the Subcontractor does not employ, contract with, or subcontract with, an unauthorized alien. Failure to comply may lead to termination of this Awarded Bidder, or if a Subcontractor knowingly violates the statute, the subcontract must be terminated immediately. Any challenge to termination under this provision must be filed in the Circuit Court no later than twenty (20) calendar days after the date of termination. If this Contract is terminated for a violation of the statute by the

Awarded Bidder, the Awarded Bidder may not be awarded a public contract for a period of one year after the date of termination, and the Awarded Bidder may be liable for any additional costs incurred by the County resulting from the termination of the Contract. Public and private employers must enroll in the E-Verify System (<http://www.uscis.gov/e-verify>) and retain the I-9 Forms for inspection.

SECTION 2: SOLICITATION FORMS

All forms and documents contained in this Section shall be completed pursuant to these Contract Documents and submitted with the Bid Submittal for this Project.

BID FORM

Bid Form

PROJECT TITLE: Matheson Hammock Bridge Rehabilitation

PROJECT NO: 20220040

IF THIS PROPOSAL IS ACCEPTED, THE UNDERSIGNED AGREES TO COMPLETE ALL WORK UNDER THIS CONTRACT WITHIN TWO HUNDRED TEN (210) CALENDAR DAYS AFTER THE EFFECTIVE DATE ESTABLISHED IN THE *NOTICE TO PROCEED WITH CONTRACT WORK*.

Item No	Quantity	Unit	Description	Written Unit Amount	Unit Price	Total
101-1-A	1.0	L.S.	Mobilization			
102-1A	1.0	L.S.	MAINTENANCE OF TRAFFIC			
400-4-5	2.9	C.Y.	CONCRETE CLASS IV (SUBSTRUCTURE)			
401-70-3	144.2	CF	Restore Spalled Areas, Latex Modified Mortar-Acrylic			
415-1-5	397.0	LB	REINFORCING STEEL (Substructure)			
450-82	80.0	L.F.	Beam Repair			
462-20-6	204.0	L.F.	Post Tensioning, Replace Tendon			

Total: _____

The bidder understands and agrees that the above total is inclusive of all work necessary to complete the job as described in the plans and specifications.

Quantities are established and are included only for the purpose of facilitating the uniform comparison of bids submitted. The County shall not be held responsible if the quantities are not accurate and all computations for compensation shall be based upon the actual work performed, whether greater or less than estimated quantities.

Tax Identification Number: _____

D.C. Certificate of competency No: _____

Bidder's Name: _____

Bidder's telephone Number: _____

Bidder's address: _____

Bid Form

PROJECT TITLE: Matheson Hammock Bridge Rehabilitation

PROJECT NO: 20220040

IF THIS PROPOSAL IS ACCEPTED, THE UNDERSIGNED AGREES TO COMPLETE ALL WORK UNDER THIS CONTRACT WITHIN TWO HUNDRED TEN (210) CALENDAR DAYS AFTER THE EFFECTIVE DATE ESTABLISHED IN THE *NOTICE TO PROCEED WITH CONTRACT WORK*.

BIDDER ACKNOWLEDGES THAT INCLUDED IN THE VARIOUS ITEMS OF THE PROPOSAL AND IN THE TOTAL BID PRICE ARE COSTS FOR COMPLYING WITH THE FLORIDA TRENCH SAFETY ACT (90-96), LAWS OF FLA. EFFECTIVE OCTOBER 1st, 1990. THE BIDDER FURTHER IDENTIFIES THE COSTS TO BE SUMMARIZED BELOW:

	Trench Safety Measure (Description)	Units of Measure (LF, SY)	Unit (Quantity)	Unit Cost	Extended Cost
A.					
B.					
C.					
D.					

FAILURE TO COMPLETE THE ABOVE MAY RESULT IN THE BID BEING DECLARED NON-RESPONSIVE

ATTACHMENT 5A

Department of
Transportation and Public
Works

Capital Improvements Division
111 NW 1st Street, Suite 1410
Miami FL 33128,



MIAMI-DADE COUNTY, FLORIDA

REQUEST FOR PRICE QUOTATION (RPQ)

Contract No: MCC 7360 Plan - CICC 7360-0/08

RPQ No: 20220040

RPQ BID FORM – ATTACHMENT 5A

RPQ Project Name: Matheson Hammock Bridge Rehabilitation - Bridge No. 874294

Price Proposal (Cost to Perform the work **must** be stated here. State 'No Bid' if not submitting a price proposal)

Bidder's Company Name: _____

Company Address: _____

City: _____ **State:** _____ **Zip:** _____

Telephone No: _____ **Fax No:** _____ **E-Mail:** _____

THE EXECUTION OF THIS FORM CONSTITUTES THE UNEQUIVOCAL OFFER OF PROPOSER TO BE BOUND BY THE TERMS OF ITS PROPOSAL. FAILURE TO SIGN THIS SOLICITATION WHERE INDICATED BELOW BY AN AUTHORIZED REPRESENTATIVE SHALL RENDER THE PROPOSAL NON-RESPONSIVE. THE COUNTY MAY, HOWEVER, IN ITS SOLE DISCRETION, ACCEPT ANY PROPOSAL THAT INCLUDES AN EXECUTED DOCUMENT WHICH UNEQUIVOCALLY BINDS THE PROPOSER TO THE TERMS OF ITS OFFER.

Name of Person Submitting Quote (Print): _____

Number of Addendums received: _____ (if none' write "None")

Signature: _____ **Date:** _____

Note: Quotes must be submitted on this form. Quote envelope must state RPQ Number, date and time due and the Bidder's Name. Use of any other form for submission of the price quotation shall result in the rejection of the price quotation. Late bids will not be opened. *Low bidder will be notified, in the Recommendation of Award, of the requirements to submit current copies of insurance certificates in accordance with the Contract Documents. By signature, the CONTRACTOR agrees to be bound by the terms set forth in the MCC 7360 Plan.*

ACKNOWLEDGEMENT OF ADDENDA

MIAMI-DADE COUNTY
DEPARTMENT OF TRANSPORTATION AND PUBLIC WORKS (DTPW)

PROJECT: Matheson Hammock Bridge Rehabilitation – Bridge No. 874294
Project No. 20220040

ACKNOWLEDGEMENT OF ADDENDA

(Must be completed and submitted with required solicitation documents)

Instructions: Complete Part I or Part II, as applicable.

PART I: Listed below are the dates of issue for each Addendum received in connection with this solicitation.

Addendum #1, Dated _____,	202____
Addendum #2, Dated _____,	202____
Addendum #3, Dated _____,	202____
Addendum #4, Dated _____,	202____
Addendum #5, Dated _____,	202____
Addendum #6, Dated _____,	202____
Addendum #7, Dated _____,	202____
Addendum #8, Dated _____,	202____
Addendum #9, Dated _____,	202____
Addendum #10, Dated _____,	202____

PART II:

____ No Addendum was received in connection with this solicitation.

Authorized Signature: _____ Date: _____

Print Name: _____ Title: _____

Firm Name: _____

SURETY BID BOND FORM

SURETY BID BOND		DATE BOND EXECUTED (must not be later than bid opening date)		REV. 0216 DTPW	
PRINCIPAL (Full legal name and business address)				TYPE OF ORGANIZATION ("X" one)	
				<input type="checkbox"/> Individual	<input type="checkbox"/> Partnership
				<input type="checkbox"/> Joint Venture	<input type="checkbox"/> Corporation
SURETY (Name and business address)					

PENAL SUM OF BOND	*****Five Percent of the Total amount Bid*****				
BID IDENTIFICATION	Project No:	20220040	Bid Opening Date:		
	County Project Name	Matheson Hammock Bridge Rehabilitation - Bridge No. 874294			

OBLIGATION

Principal and Surety, jointly and severally, bind themselves, their heirs, executors, administrators, successors, and assigns to pay to Miami-Dade County, Florida (herein after County) upon default of Principal the penal sum set forth on the face of this Bond.

Principal and Surety agree that the Penal Sum of the Bond is a liquidated damage reasonably estimated to compensate the County for damages suffered as a result of the Principal's default including but not limited to any resulting from delay, reprocurement costs and incremental costs of contracting.

Default of Principal shall occur in the event that the Principal withdraws Bid within 180 days after bid opening (or any extension thereof agreed to in writing by the Bidder and County); or, after proper notification of intent to Contract from the County, fails to comply with all pre-award requirements including, but not limited to providing Payment and Performance Bonds with good and sufficient surety and the necessary Insurance Certificates pursuant to the Contract Documents, and enter into a written Contract with the County, as may be required; all within 10 days after the prescribed forms are presented to Principal for signature or as otherwise required by the Bidding Documents.

Payment under this Bond will be due and payable upon default of Principal and within 30 calendar days after receipt by Principal and Surety of written notice of default from County, which notice will be given with reasonable promptness, identifying this Bond and the Project.

Surety shall cause to be attached to this Bond a current and effective Power of Attorney evidencing the authority of the officer, agent, or representative who executed this Bond on behalf of Surety to execute, seal, and deliver such Bond and bind the Surety thereby.

CONDITIONS

The Principal has submitted the Bid identified above.

THEREFORE

By executing this instrument Surety agrees that its obligation is not impaired by any extension(s) of the time for acceptance of the bid that the Principal may grant to the County. Notice to the Surety of extensions is waived. However, waiver of the notice applies only to extensions aggregating not more than 60 calendar days in addition to the period originally allowed for acceptance of the bid. Any changes in or under the Contract Documents and compliance or noncompliance with any formalities connected with the Contract or the changes does not affect Surety's obligation under this Bond.

WITNESS

The Principal and Surety executed this Bond and affixed their seals on the above date. Copy of Authorized Agent's current Identification Card as issued by State of Florida Insurance Commissioner must be attached.

PRINCIPAL		
SIGNATURE		Principal's Corporate Seal
NAME AND TITLE (Typed)		
SURETY		
SIGNATURE OF ATTORNEY-IN-FACT		Surety's Corporate Seal
PRINTED NAME OF ATTORNEY-IN-FACT (Typed)		
SIGNATURE OF AUTHORIZED FLORIDA AGENT		
PRINTED NAME OF AUTHORIZED FLORIDA AGENT (Typed)		

COLLUSION AFFIDAVIT



NON-COLLUSION AFFIDAVIT

(In accordance with [Sections 2-8.1.1](#) and [10-33.02.1](#) of the Code of Miami-Dade County)

I, the undersigned, am over 18 years of age, have personal knowledge of the facts stated in the Non-Collusion Affidavit (*this Affidavit*) and I am an owner, officer, director, principal shareholder and/or otherwise authorized to bind the Bidder/Proposer of this solicitation.

- A. I have reviewed the list of respondents attached to this Affidavit. I state that the Bidder/Proposer of this competitive solicitation (check one):

☐ is **not related** to any of the other respondents submitting a Bid/Proposal in the competitive solicitation.

☐ is **related** to the following respondents who submitted a Bid/Proposal in the competitive solicitation, which are identified and listed below:

- B. I state that the Bidder/Proposer of this competitive solicitation:

1. has prepared this Bid/Proposal independently without consultation, communication, agreement or arrangement with any other Bidder/Proposer or competitor for the purpose of restricting competition;
2. has submitted the Bid/Proposal in its own behalf, and not in the interest or on behalf of any person not therein named;
3. has not, directly or indirectly, induced or solicited any other Bidder/Proposer to put in a sham proposal, or any other person, firm, or corporation to refrain from proposing;
4. has not in any manner sought by collusion to secure an advantage over any other Bidder/Proposer.

Note: Any person or entity that fails to submit this executed Affidavit shall be ineligible for contract award. In accordance with Section 2-8.1.1 of the Code of Miami-Dade County, where two or more related parties, as defined herein, each submit a Bid for any contract, such Bids shall be presumed to be collusive. The foregoing presumption may be rebutted by the presentation of evidence as to the extent of ownership, control and management of such related parties in preparation and submittal of such Bids. **Related parties** shall mean the Bidder/Proposer; the principals, corporate officers, and managers of a Bidder/Proposer; or the spouse, domestic partner, parents, stepparents, siblings, children or stepchildren of a Bidder/Proposer or the principals, corporate officers and managers thereof which have a direct or indirect ownership interest in another Bidder/Proposer for the same contract or in which a parent company or the principals thereof of one Bidder/Proposer have a direct or indirect ownership interest in another Bidder/Proposer for the same contract. Bid/Proposal found to be collusive shall be rejected. Bidder/Proposer who has been found to have engaged in collusion may be considered non-responsible, and may be suspended or debarred, and any contract resulting from collusive bidding may be terminated for default.

Written Declaration: Pursuant to §92.525, Florida Statutes, under penalties of perjury, I declare that I have read the foregoing Affidavit and that the facts stated in it are true, accurate, and complete.

Solicitation No.: _____ Solicitation Title: _____

By: _____
Signature of Affiant

Date: _____ 20 ____

Printed Name of Affiant and Title

____/____/____-____/____/____/____/____
Federal Employer Identification Number

Printed Name of Bidder/Proposer

Address of Bidder/Proposer

AFFIRMATION OF VENDOR AFFIDAVITS



New Vendor Registration and Bid/Proposal Contract Language

1.1. DEFINITIONS FOR VENDOR REGISTRATION

Bid – shall refer to any offer(s) submitted in response to this solicitation.

Bidder – shall refer to anyone submitting a Bid in response to this solicitation.

Bid Solicitation – shall mean this solicitation documentation, including any and all addenda.

Bid Submittal Form – defines the requirement of items to be purchased, and must be completed and submitted with Bid. The Bidder should indicate its name in the appropriate space on each page.

County – shall refer to Miami-Dade County, Florida

DPM – shall refer to Miami-Dade County's Department of Procurement Management.

Enrolled Vendor – shall refer to a firm that has completed the necessary documentation in order to receive Bid notifications from the County.

Registered Vendor – shall refer to a firm that has completed the Miami-Dade County Business Entity Registration Application and has satisfied all requirements to enter into business agreements with the County.

The Vendor Registration Package – shall refer to the Business Entity Registration Application.

For additional information about on-line vendor enrollment or vendor registration contact the Vendor Assistance Unit at 111 N.W. 1st Street, 13th Floor, Miami, FL 33128, Phone 305-375-5773. Vendors can enroll online and obtain forms to register by visiting our web site at www.miamidade.gov/dpm

1.2. INSTRUCTIONS TO BIDDERS

A. Bidder Qualification

It is the policy of the County to encourage full and open competition among all available qualified vendors. All vendors regularly engaged in the type of work specified in the Bid Solicitation are encouraged to submit Bids. Vendors may enroll with the County to be included on a notification list for selected categories of goods and services. To be eligible for award of a contract (including small purchase orders), Bidders must become a Registered Vendor. Only Registered Vendors can be awarded County contracts. Vendors are required to register with the County by contacting the Vendor Assistance Unit. The County endeavors to obtain the participation of all qualified small business enterprises. For information and to apply for certification, contact the Department of Small Business Development at 111 N.W. 1st Street, 19th Floor, Miami, FL 33128-1900, or telephone at 305-375-3111. County employees and board members wishing to do business with the County are referred to Section 2-11.1 of the Miami-Dade County Code relating to Conflict of Interest and Code of Ethics.

B. Vendor Registration

To be recommended for award the County requires that vendors complete a Miami-Dade County Vendor Registration Package. Effective June 1, 2008, a new Vendor Registration Package, including a Uniform Affidavit Packet (Affidavit form), must be completed by vendors and returned to the Department of Procurement Management (DPM), Vendor Assistance Unit, within fourteen (14) days of notification of the intent to recommend for award. In the event the Vendor Registration Package is not properly completed and returned within the specified time, the County may in its sole discretion, award to the next lowest responsive, responsible Bidder. The Bidder is responsible for obtaining the Vendor Registration Package, including all affidavits by downloading from the DPM website at www.miamidade.gov or from the Vendor Assistance Unit at 111 N.W. 1st Street, 13th Floor, Miami, FL 33128.

Bidders are required to affirm that all information submitted with the Vendor Registration Package is current, complete and accurate, at the time they submit a response to a Bid Solicitation, by completing the provided Affirmation of Vendor Affidavit form.

In becoming a Registered Vendor with Miami-Dade County, the vendor confirms its knowledge of and commitment to comply with the following:

1. **Miami-Dade County Ownership Disclosure Affidavit**
(Sec. 2-8.1 of the County Code)
2. **Miami-Dade County Employment Disclosure Affidavit**
(County Ordinance No. 90-133, amending Section 2-8.1(d)(2) of the County Code)
3. **Miami-Dade County Employment Drug-free Workplace Certification**
(Section 2-8.1.2(b) of the County Code)
4. **Miami-Dade Disability and Nondiscrimination Affidavit**
(Article 1, Section 2-8.1.5 Resolution R182-00 Amending R-385-95)
5. **Miami-Dade County Debarment Disclosure Affidavit**
(Section 10.38 of the County Code)
6. **Miami-Dade County Vendor Obligation to County Affidavit**
(Section 2-8.1 of the County Code)
7. **Miami-Dade County Code of Business Ethics Affidavit**
(Article 1, Section 2-8.1(i) and 2-11(b)(1) of the County Code through (6) and (9) of the County Code and County Ordinance No 00-1 amending Section 2-11.1(c) of the County Code)
8. **Miami-Dade County Family Leave Affidavit**
(Article V of Chapter 11 of the County Code)

9. **Miami-Dade County Living Wage Affidavit**
(Section 2-8.9 of the County Code)

10. **Miami-Dade County Domestic Leave and Reporting Affidavit**
(Article 8, Section 11A-60 11A-67 of the County Code)

11. **Subcontracting Practices**
(Ordinance 97-35)

12. **Subcontractor /Supplier Listing**
(Ordinance 97-104)

13. **Environmentally Acceptable Packaging**
Resolution (R-738-92)

14. **W-9 and 8109 Forms**
The vendor must furnish these forms as required by the Internal Revenue Service.

15. **Social Security Number**
In order to establish a file for your firm, you must provide your firm's Federal Employer Identification Number (FEIN). If no FEIN exists, the Social Security Number of the owner or individual must be provided. This number becomes your "County Vendor Number". To comply with Section 119.071(5) of the Florida Statutes relating to the collection of an individual's Social Security Number, be aware that DPM requests the Social Security Number for the following purposes:

- Identification of individual account records
- To make payments to individual/vendor for goods and services provided to Miami-Dade County
- Tax reporting purposes
- To provide a unique identifier in the vendor database that may be used for searching and sorting departmental records

16. **Office of the Inspector General**
Pursuant to Section 2-1076 of the County Code.

17. **Small Business Enterprises**
The County endeavors to obtain the participation of all small business enterprises pursuant to Sections 2-8.2, 2-8.2.3 and 2-8.2.4 of the County Code and Title 49 of the Code of Federal Regulations.

18. **Antitrust Laws**
By acceptance of any contract, the vendor agrees to comply with all antitrust laws of the United States and the State of Florida.

C. PUBLIC ENTITY CRIMES

To be eligible for award of a contract, firms wishing to do business with the County must comply with the following:

Pursuant to Section 287.133(2)(a) of the Florida Statutes, a person or affiliate who has been placed on the convicted vendor list following a conviction for a public entity crime may not submit a Bid on a contract to provide any goods or services to a public entity, may not submit a Bid on a contract with a public entity for the construction or repair of a public building or public work, may not submit Bids on leases of real property to a public entity, may not be awarded or perform work as a contractor, supplier, subcontractor, or consultant under a contract with any public entity, and may not transact business with any public entity in excess of the threshold amount provided in Section 287.017 of the Florida Statutes, for CATEGORY TWO for a period of 36 months from the date of being placed on the convicted vendor list.



Contract No. : _____ Federal Employer Identification Number (FEIN): _____

Contract Title: _____

1.	Miami-Dade County Ownership Disclosure Sec. 2-8.1 of the County Code	6.	Miami-Dade County Vendor Obligation to County Section 2-8.1 of the County Code
2.	Miami-Dade County Employment Disclosure County Ordinance No. 90-133, amending Section 2-8-1(d)(2) of the County Code	7.	Miami-Dade County Code of Business Ethics Article 1, Section 2-8.1(i) and 2-11(b)(1) of the County Code through (6) and (9) of the County Code and County Ordinance No 00-1 amending Section 2-11.1(c) of the County Code
3.	Miami-Dade County Employment Drug-free Workplace Certification Section 2-8.1.2(b) f the County Code	8.	Miami-Dade County Family Leave Article V of Chapter 11, Resolution No. R-183-00 amending Resolution No. R – 1499-91 of the County Code
4.	Miami-Dade County Disability Non-Discrimination Article 1, Section 2-8.1.5 Resolution R182-00 amending R-385-95	9.	Miami-Dade County Living Wage Section 2-8.9 of the County Code
5.	Miami-Dade County Debarment Disclosure Section 10.38 of the County Code	10.	Miami-Dade County Domestic Leave and Reporting Article 8, Section 11A-60 11A-67 of the County Code

5/09/2008

FAIR WAGE AFFIDAVIT

FAIR WAGE AFFIDAVIT

Before me, the undersigned authority appeared _____ the
(PRINT NAME)

_____ of _____,
(PRINT TITLE) (PRINT NAME OF BIDDER OR PROPOSER)

who attests that _____ shall pay workers on
(PRINT NAME OF BIDDER OR PROPOSER)

the project minimum wage rates in accordance with Responsible Wages and Benefits, Section 2-11.16 of the Code of Miami-Dade County and the Labor Provisions of the contract documents.

State of FLORIDA

County of Miami-Dade

Sworn to (or affirmed) and subscribed before me this _____ day of _____, 202_____.

_____ Personally, known or _____ produced identification.

(Signature of Notary Public - State of Florida)

(Print, Type, or Stamp Commissioned Name of Notary Public)

Type of identification produced: _____



CONTRACTOR DUE DILIGENCE AFFIDAVIT

Miami-Dade County

Contractor Due Diligence Affidavit

Per Miami-Dade County Board of County Commissioners (Board) Resolution No. R-63-14, County Vendors and Contractors shall disclose the following as a condition of award for any contract that exceeds one million dollars (\$1,000,000) or that otherwise must be presented to the Board for approval:

- (1) Provide a list of all lawsuits in the five (5) years prior to bid or proposal submittal that have been filed against the firm, its directors, partners, principals and/or board members based on a breach of contract by the firm; include the case name, number and disposition;
- (2) Provide a list of any instances in the five (5) years prior to bid or proposal submittal where the firm has defaulted; include a brief description of the circumstances;
- (3) Provide a list of any instances in the five (5) years prior to bid or proposal submittal where the firm has been debarred or received a formal notice of non-compliance or non-performance, such as a notice to cure or a suspension from participating or bidding for contracts, whether related to Miami-Dade County or not.

All of the above information shall be attached to the executed affidavit and submitted to the Procurement Contracting Officer (PCO)/ AE Selection Coordinator overseeing this solicitation. The Vendor/Contractor attests to providing all of the above information, if applicable, to the PCO.

Contract No. : _____ Federal Employer
Identification Number (FEIN): _____

Contract Title: _____

_____	_____	_____
Printed Name of Affiant	Printed Title of Affiant	Signature of Affiant
_____		_____
Name of Firm		Date
_____	_____	_____
Address of Firm	State	Zip Code

Notary Public Information

Notary Public - State of _____ County of _____

Subscribed and sworn to (or affirmed) before me this _____ day of, _____ 20

by _____ He or she is personally known to me ☐ or has produced identification

Type of identification produced _____

_____	_____
Signature of Notary Public	Serial Number

_____	_____	_____
Print or Stamp of Notary Public	Expiration Date	Notary Public Seal

RESIDENTS FIRST TRAINING AND EMPLOYMENT PROGRAM
COMPLIANCE FORMS

(RFTE 1)

Residents First Training and Employment Program
Responsible Contractor/Subcontractor Affidavit Form (RFTE 1)
(Miami-Dade County Code Section 2-11.17)

In accordance with Section 2-11.17 of the Miami-Dade County Code, all contractors and subcontractors of any tier performing on a contract for (i) the construction, demolition, alteration and/or repair of public buildings or public works projects valued in excess of \$1,000,000 funded completely or partially by Miami-Dade County, or (ii) privately funded projects or leases valued in excess of \$1,000,000 for the construction, demolition, alteration or repair of buildings or improvements on County owned land, and which are subject to Section 2-11.16 of the Code of Miami-Dade County shall comply with the requirements of the Residents First Training and Employment Program.

If applicable, the undersigned ☐ Contractor / ☐ Subcontractor verifies that should they be awarded the contract, the undersigned understands their obligation to comply with the following:

- i. Prior to working on the project, all persons employed by the contractor / subcontractor to perform construction shall have completed, the OSHA 10 Hour Safety Training course established by the Occupational Safety & Health Administration of the United States Department of Labor. Such training does not need to be completed at the time of bidding but shall be completed prior to the date persons are employed on the project.
- ii. The contractor / subcontractor will make its best reasonable efforts to promote employment opportunities for local residents and seek to achieve a project goal of having fifty-one percent (51%) of all Construction Labor hours performed by Miami-Dade County residents. To verify workers' residency, firms shall require each worker to produce a valid driver's license or other form of government-issued identification.

Printed Name of Affiant **Printed Title of Affiant** **Signature of Affiant**

Name of Firm **Date**

Address of Firm **State** **Zip Code**

Project Number/Name

Notary Public Information

Notary Public – State of _____ County of _____

Subscribed and sworn to (or affirmed) before me this _____ day of, _____ 20____.

by _____ He or she is personally known to me ☐ or has produced identification ☐

Type of identification produced _____

Signature of Notary Public **Serial Number**

Print or Stamp of Notary Public **Expiration Date** **Notary Public Seal**

SECTION 3: INSTRUCTIONS TO BIDDERS

SUPPLEMENTARY INSTRUCTIONS TO BIDDERS

SUPPLEMENTARY INSTRUCTIONS TO BIDDERS

TABLE OF CONTENTS

1. SUPPLEMENTAL BIDDING REQUIREMENTS

1.01	BID FORMS.....	1
1.02	BID SECURITY	2
1.03	CERTIFICATION PURSUANT TO ACT RELATING TO SCRUTINIZED COMPANIES	2
1.04	SMALL BUSINESS ENTERPRISE PROGRAM (SBD).....	2
1.05	DISADVANTAGED BUSINESS ENTERPRISE (DBE) PROGRAM	4
1.06	SITE INVESTIGATION	4
1.07	CONTRACTOR QUALIFICATION REQUIREMENTS	5
1.08	AWARD OF CONTRACT	6
1.09	PAYMENT AND PERFORMANCE BONDS	7
1.10	ADDITIONAL INSURANCE TO BE CARRIED BY CONTRACTOR	8

1. SUPPLEMENTAL BIDDING REQUIREMENTS

1.01 BID FORMS

A. Estimated Quantities.

1. The Bid Form contains estimated quantities that are provided for bidding purposes only. The actual quantities required to construct the Work may vary from those shown. The County reserves the right to increase, or decrease the quantities, or to delete any of the items for which there is no need throughout the length of the Contract.
2. Bid Items which are estimated with a unit quantity of one are anticipated to be use in minimal quantities, if any, as approved by the Engineer. Any Contract provisions pertaining to adjustments in item prices shall not apply. Therefore, no adjustment shall be made to the unit prices awarded as a result of changes to the estimated quantities provided in the Bid Form. Final quantities shall be as approved by the Engineer.

B. Preparation of Proposal.

1. All blank spaces on the Bid Form for bid prices must be filled in ink, in both words and figures. In the event of any discrepancy in the entries for the price of any item, the unit price as shown in words shall govern unless both the extension and the unit prices shown in figures are in agreement with each other, in which case they shall govern over the unit price shown in words.
2. If the Bid is made by an individual, a sole proprietorship or an individual operating under a trade name, the name and post office address of the individual or owner must be shown in each instance. If made by a partnership, the Bid must be signed by one of the partners, and the names and addresses of the partners must be listed. If made by a corporation, the Bid must be signed by an authorized officer or agent of the corporation, the corporation must be clearly identified and the corporate seal must be affixed. In addition, a Bid made by a corporation must also list the name of the state wherein the corporation was chartered and the business address of the corporation.
3. Bids must be submitted only on the hardcopy Bid form provided with these Contract Documents unless a revised Bid Form is provided by the County via Addendum, in which case the latest Bid Form provided by Addendum shall be used.
4. All required forms must be completed and submitted and, all blanks must be filled in.

C. Rejection of Irregular Proposals.

1. Bids will be considered irregular, and may be rejected, if they show omissions, alterations of form, additions not called for, conditions or unauthorized alternate bids, or irregularities of any kind; or if the unit prices are obviously unbalanced either in excess of or below a reasonable cost analysis value.

D. Pay Items.

1. Any work not specifically mentioned in the pay items listed in the Proposal, but indicated on the plans and/or specifications, shall be considered as incidental to one or more of the pay items, and no claim for additional compensation will be allowed, and it shall be assumed that the cost therefore is included in the prices for the various items in the Contract.

1.02 BID SECURITY

- A. Simultaneously with the delivery of the Bid to the County, on or before the bid due date, the Bidder must deliver to the County a bid security in the form of a Bid Bond on the form provided in the Bidding Documents or in Cash, in the form of a Certified Check, Cashier's Check or Irrevocable Letter of Credit made payable to the Department, for an amount equal to no less than five percent of the Total amount Bid. Failure to furnish a bid security in the proper form and amount, with the delivery of the Bid to the County, shall result in the Bid being declared "non-responsive."
- B. A Bid Bond shall have as the surety thereon only such surety company or companies that are acceptable to the County and are authorized to write bonds of such character and amount in accordance with the qualifications established for Payment and Performance Bonds.
- C. The bid security submitted with the Bid becomes payable to the County upon default of the Bidder. Default of Bidder shall occur in the event that the Bidder withdraws Bid within 180 days after bid opening (or any extension thereof agreed to in writing by the Bidder and County); or, after proper notification of intent to Contract from the County, fails to comply with all pre-award requirements including, but not limited to providing Payment and Performance Bonds with good and sufficient surety and the necessary Insurance Certificates pursuant to the Contract Documents, and enter into a written Contract with the County, as may be required; all within 10 days after the prescribed forms are presented to Principal for signature or as otherwise required by these Bidding Documents.

1.03 CERTIFICATION PURSUANT TO ACT RELATING TO SCRUTINIZED COMPANIES

- A. This section shall apply only to the extent permitted under applicable regulations of the United States Department of State and the United States Department of Treasury.
- B. By submitting a bid executed through a duly authorized representative, the bidder certifies that the bidder is not on the Scrutinized Companies with Activities in Sudan List, Scrutinized Companies with Activities in the Iran Petroleum Energy Sector List, Scrutinized Companies that boycott Israel List or engaged in a boycott of Israel as those terms are used and defined in sections 287.135 and 215.473 of the Florida Statutes. In the event that the bidder is unable to provide such certification but still seeks to be considered for award of this solicitation, the bidder shall, on a separate piece of paper, clearly state that it is on one or both of the Scrutinized Companies lists and shall furnish together with its bid a duly executed written explanation of the facts supporting any exception to the requirement for certification that it claims under Section 287.135 of the Florida Statutes. The bidder agrees to cooperate fully with the County in any investigation undertaken by the County to determine whether the claimed exception would be applicable. The County shall have the right to terminate any contract resulting from this solicitation for default if the bidder is found to have submitted a false certification or to have been placed on the Scrutinized Companies for Activities in Sudan List, the Scrutinized Companies with Activities in the Iran Petroleum Energy Sector List, Scrutinized Companies that boycott Israel List or engaged in a boycott of Israel.

1.04 SMALL BUSINESS ENTERPRISE PROGRAM (SBD)

- A. Miami-Dade County web-based Business Management Workforce System (BMWS)
 - 1. Bidders must register under Miami-Dade County web-based Business Management Workforce System (BMWS). BMWS is managed by the Small Business Development (SBD) Division of the Internal Services Department. BMWS is utilized to apply online for Small Business

Enterprise (SBE) certification, manage County contracts, and track compliance with SBE Program measures, Workforce Program requirements, and subcontractor payments.

2. The use of this web-based system is mandatory for firms contracting with Miami-Dade County for the submission and verification of payment information and certified payrolls. Training for BMWS can be offered at the following web address: <https://mdcsbd.gob2g.com/>
3. BMWS is accessible, at no charge, to all vendors doing – or interested in doing – business with Miami-Dade County. Key features include:
 - a. Online application for Small Business Enterprise (SBE), Disadvantaged Business Enterprise (DBE) and Local Developing Business (LDB) certification
 - b. Online registration for the Equitable Distribution Program (EDP)
 - c. Enhanced online SBE, DBE, and LDB Directory, with key-word search capabilities
 - d. Electronic submission of subcontractors for fulfillment of SBE requirements
 - e. Electronic submission of contractors' utilization payments and verification of SBE payments via the web or a mobile device
 - f. Automated tracking of progress towards meeting SBE goals
 - g. Electronic submission of certified payrolls
 - h. Electronic submission of workforce compliance data
 - i. Automated notifications regarding compliance requirements
 - j. Elimination of/ or limited paper-based reporting

B. SBE-CONST Make-up Plan

1. A contractor that failed to meet an established Small Business Enterprise-Construction (SBE-CONST) goal on any contract must submit a SBE-CONST Make-up Plan for approval by the Miami-Dade County Internal Services Department, Small Business Division (SBD).
2. The SBE-CONST Make-up Plan along with a corresponding Certificate of Assurance (COA), located under Section 2 of these Solicitation and Contract Documents must be included with the Bid submittal at the time of bid. The corresponding COA must identify all SBE-CONST firms to be utilized to meet the first tier subcontractor goal and the trade designation of work that each firm will perform in satisfaction of a make-up, in addition to any other goals that may be applicable.
3. The Department will forward the Make-up Plan and COA(s) to SBD for compliance review. Bidders who fail to submit the SBE-CONST Make-up Plan and corresponding COA by the Bid due date and time will be considered "non-compliant."
4. Before the award, bidder must submit via County's web-based system Business Management Workforce System (BMWS) its commitment, that if awarded, the contractor, will fulfill all or a portion of any pending Small Business Enterprise Construction Services makeup requirements and identify the certified CSBE firm(s) to be utilized to fulfill the make-up requirements that is excess of any SBE goal(s) required on the project and the percentage dollar value and description of the work that needs to be made up within the time frame specified by SBD.

C. Small Business Enterprise-Construction Program Measures

1. In accordance with Miami-Dade County Ordinance No.'s 97-52, 14-98, and 97-158; A.O. 3-22, a Trade Set Aside SBE-CON contract measure has been established for this Project. Compliance with the SBE-CON provisions is required for all Bidders.
2. This contract also has a no Small Business Enterprise Goods and Service goal (SBE-G/S). The contractor must also comply with all the conditions of the SBE-G/S measures set on the Project. Bidders can confirm a SBE-GS certification via BMWS at <http://mdcsbd.gob2g.com/>.
3. Bidders must:
 - a. Submit a completed, signed and notarized Certificate of Assurance (COA) along with the Bid Submittal Package.
 - b. Place the completed COA on top of the bid package so that it can be readily identified by the Department during the bid opening. By submitting a completed COA, the bidder acknowledges the Small Business Enterprise (SBE) measures applied to the project and agrees to submit, upon notification by SBD or the Miami-Dade County Business Management Workforce System (BMWS), a Utilization Plan via BMWS listing all certified SBE subcontractor(s) to be utilized to satisfy the measures on the Project, indicating the percentage of work and the description of the work to be performed (pursuant to the firm's certification), within the specified time frame. All SBEs listed in the Utilization Plan will be required to confirm their subcontractor agreement via BMWS, within the specified time frame, before the Utilization Plan may be submitted to SBD for approval. All subcontractors must be certified SBE-CON firms. Bidders can confirm a SBE-CON certification via BMWS at <http://mdcsbd.gob2g.com/>.
4. The Department will forward the COA(s) to SBD for compliance review. Bidders who fail to submit the Utilization Plan via BMWS within the specified time frame requested by SBD will be considered "non responsive".

1.05 DISADVANTAGED BUSINESS ENTERPRISE (DBE) PROGRAM

1. This Article does not apply for this Project.

1.06 SITE INVESTIGATION

- A. Examine the Contract Documents and the site of the proposed work, when applicable, carefully before submitting a proposal for the work contemplated. Investigate the conditions to be encountered, as to the character, quality, and quantities of work to be performed and materials to be furnished and as to the requirements of all Contract Documents.
- B. The Department does not guarantee the details pertaining to borings, as shown on the plans, to be more than a general indication of the materials likely to be found adjacent to holes bored at the site of the work, approximately at the locations indicated. The Contractor shall examine boring data, where available, and make his own interpretation of the subsoil investigations and other preliminary data, and shall base his bid on his own opinion of the conditions likely to be encountered.
- C. The bidder's submission of a proposal is sufficient evidence that the bidder has made an examination as described in this Article. Therefore:
 1. The bidder, by virtue of submitting their bid, acknowledges that they and all their subcontractors have satisfied themselves as to the nature and location of the Work or requirements of similar Work to be performed within Miami-Dade County Public Right-of-Ways. The general and local

conditions include, but are not restricted to those bearing upon transportation and traffic maintenance; the disposal, handling and storage of materials; access roads to the site; site constraints, restrictions and limitations; the conformation and conditions of the work area; and the character of equipment and facilities needed prior to and during the performance of the Work.

2. Failure on the part of the bidder to completely or properly evaluate any factors of costs prior to bidding shall not form a basis for additional compensation if awarded the Contract.

1.07 CONTRACTOR QUALIFICATION REQUIREMENTS

A. Certificate of Competency Requirement:

1. At the time of Bid and pursuant to the requirements of Section 10-3 of the Code of Miami-Dade County, Florida and these Solicitation and Contract Documents, the Bidder must hold a valid, current, and active:
 - a. At the time of Bid and pursuant to the requirements of Section 10-3 of the Code of Miami-Dade County, Florida and these Solicitation and Contract Documents, the Bidder must hold a valid, current, and active Certificate of Competency as a General Engineering Contractor or as a Specialty Engineering Contractor, commensurate to the requirements of the Project's Scope of Work, in one or more engineering crafts to include Structural Engineering. The Specialty Contractor shall subcontract with a qualified contractor any work which is incidental to the specialty but is specified in the aforementioned Code as being the work of other than that of the Engineering Specialty for which certified; or
 - b. Pursuant to Section 255.20, Florida Statutes (F.S.) and in lieu of the above, the County may consider a bid from a Bidder that is a duly licensed Contractor in good standing that has been pre-qualified and considered eligible by the Florida Department of Transportation (FDOT) under Section 337.14, F.S. and Chapter 14-2, Florida Administrative Code, to perform the work described in the Contract Documents. Contractors seeking consideration under this paragraph shall submit along with the Bid Documents for review and consideration, current copy(ies) of their FDOT Certificate(s) of Qualification, Certification of Work Underway, and Status of Contract(s) On Hand. Acceptable FDOT prequalification(s) necessary to perform the work specified in the Project's Scope of Work shall include the Minor, or Major bridge Work Class.

B. Experience Requirement:

1. The Bidder must demonstrate that it has full-time personnel with the necessary experience to perform the Project's Scope of Work. This experience shall include work in successfully completed projects performed by the identified personnel whose bulk of work performed in the Public Right-of-Way is similar in detail to the Project's Scope of Work described in these Solicitation Documents. Demonstrate the experience requirement by:
 - a. Providing a detailed description of at least three (3) projects similar in detail to the Project's Scope of Work described in these Solicitation Documents and in which the Bidder's identified personnel is currently engaged or has completed within the past five years. List and describe the aforementioned projects and state whether the work was performed for the County, other government clients, or private entities. The description must identify for each project:
 - 1) The identified personnel and their assigned role and responsibilities for the listed project

- 2) The client name and address including a contact person and phone number for reference
 - 3) Description of work
 - 4) Total dollar value of the contract
 - 5) Contract duration
 - 6) Statement or notation of whether Bidder's referenced personnel is/was employed by the prime contractor or subcontractor, and
 - 7) For completed projects, provide letters of certification of final acceptance or similar project closure documentation issued by the client and available Contractor's performance evaluations; or
2. The County reserves the right to request additional information and/or contact listed persons pertaining to bidder's experience.

1.08 AWARD OF CONTRACT

- A. The award of the Contract, if it be made in the County's sole discretion, shall be to the lowest responsive and responsible bidder whose bid complies with all of the material terms of this solicitation and is determined to be in the best interest of the County.
- B. A fully executed Notice to Proceed (NTP) Letter constitutes a contract with Miami-Dade County. The County may issue to the Contractor a NTP Letter only when, in the discretion of Miami-Dade County, all conditions for award have been satisfied including, but not limited to, compliance with all of the requirements set forth in the Recommendation for Award letter and the expiration of any applicable protest period. The Contractor must provide the County with the completed and fully executed NTP Letter prior to the date stated in the letter for commencement of the Work. The award is final only upon the County's receipt of a fully executed NTP Letter from the Contractor.
- C. Without limiting the generality of the foregoing, the County may determine that it is in the County's best interest to award the Contract to the next low bidder when the low bidder's existing contractual commitments with the County, in the sole discretion of the County (a) could prevent the timely prosecution of the work requiring competing commitments of site, supervisory or home office personnel, or (b) could present potential conflicts with billing of similar items under existing contracts for similar or related work, or (c) could disfavor competition in the contracting industry in pricing or in the use of personnel or subcontractors.
- D. By submitting a bid, the bidder acknowledges that the County shall have the right to investigate the existence of these factors in determining whether to award the bid, and to evaluate, without limitation, the bidder's outstanding commitments on other awarded contracts, its resources to perform the Work under the Contract, and its past performance.
- E. The County reserves the right to waive any informality in, or to reject any or all bids. Bids from any person, firm or corporation in default upon any agreement with the County will be rejected.
- F. The Bidders should be qualified by experience, financing, and equipment to do the work described in the Contract Documents. The County may require from the apparent lowest responsive and responsible Bidder, as a condition for Award, a list of the major construction equipment that is available to perform all the work required by the Contract. The list shall include all equipment required and available including: quantity; condition; make and model; whether owned or leased; and their present location. Actual proof of ownership (bills of sale or certified proof of a valid lease in the name of the firm submitting the Bid) of the equipment or the ability to secure the equipment

prior to Contract Award is required. A visual inspection by the County of the equipment listed shall be facilitated within 10 days of submittal of the aforementioned list. Failure to meet the timeframes and conditions stipulated herein or in the Recommendation for Award may result in the disqualification of the Bidder.

1.09 PAYMENT AND PERFORMANCE BONDS

A. Unless otherwise exempted herein, the successful bidder must submit, within the timeframe stipulated in the Recommendation for Award, duly executed Payment and Performance Bonds, meeting the requirements of Section 255.05, F.S., on the forms prescribed by the Department or in Cash, each in the amount of the total contract price (i.e. the accepted total amount bid plus any contingency and dedicated allowances attributable to the Contract), as security for the faithful performance of this Contract and for the payment of all persons performing labor or furnishing materials in connection therewith. If Cash is used in lieu of the bonds, all terms and conditions stipulated in the bonds shall be just as applicable.

B. The Performance and Payment Bonds shall have as the surety thereon only such surety company or companies as are acceptable to the County and are authorized to write bonds of such character and amount in accordance with the following qualifications:

1. All bonds shall be written through surety insurers authorized to do business in the State of Florida as surety, with the following qualifications as to management and financial strength according to the latest edition of Best's Insurance Guide, published by A.M. Best Company, Oldwick, New Jersey:

<u>Bond Amount (\$)</u>	<u>Best Rating</u>
500,001 to 1,500,000	B V
1,500,001 to 2,500,000	A VI
2,500,001 to 5,000,000	A VII
5,000,000 to 10,000,000	A VIII
Over 10,000,000	A IX

2. On contract amounts of \$500,000 or less, the bond provisions of Section 287.0935, F.S. shall be in effect and surety companies not otherwise qualifying with this paragraph may optionally qualify by:
 - a. Providing evidence that the Surety has twice the minimum surplus and capital required by the Florida Insurance Code at the time the invitation to bid is issued.
 - b. Certifying that the Surety is otherwise in compliance with the Florida Insurance Code, and;
 - c. Providing a copy of the currently valid Certificate of Authority issued by the United States Department of the Treasury under ss. 31 U.S.C. 9304-9308.
3. Surety insurers shall be listed in the latest Circular 570 of the U.S. Department of the Treasury entitled "Surety Companies Acceptable on Federal Bonds", published annually. The bond amount shall not exceed the underwriting limitations as shown in this circular.
4. For contracts in excess of \$500,000 the provision of Subarticle 2 above will be adhered to plus the company must have been listed for at least three consecutive years, or holding a valid Certificate of Authority of at least 1.5 million dollars and on the Treasury List.

5. Surety Bonds guaranteed through U.S. Government Small Business Administration or Contractors Training and Development Inc. will also be acceptable.
 6. The attorney-in-fact or other officer who signs performance and payment bonds for a surety company must file with such bond a certified copy of his power of attorney authorizing him to do so. The performance and payment bonds must be counter signed by the surety's resident Florida agent.
- C. The Payment and Performance Bonds must be executed on the forms provided by the Department after the recommendation of award has been made. Failure to do so shall result in the rescission of the contract award recommendation.
 - D. Provide the County with three executed originals of the Payment and Performance Bonds and a letter from the bonding agent granting Miami-Dade County authorization to date the Bonds.
 - E. The Performance Bond or Cash used in lieu of the Performance Bond shall remain in force for five (5) years from the date of final acceptance of the work to protect the County against losses resulting from defects in materials or improper performance of work under the Contract; provided however, that this limitation does not apply to suits seeking damages for latent defects in materials or workmanship, such actions being subject to the limitations found in Section 95.11(3)(c), Florida Statutes.
 - F. The cost of the bond(s) shall be included in the Total Amount Bid. No separate payment for the cost of said bond(s) shall be made by the County.
 - G. The required bond(s) shall be written by or through and countersigned by a licensed Florida agent of the surety insurer pursuant to Section 624.425, F.S.
 - H. In the event the Surety on the bond(s) given by the Contractor becomes insolvent, or is placed in the hands of a receiver, or has its right to do business in its State of domicile or the State of Florida suspended or revoked as provided by law, or in the event of cancellation of the required hands by the Surety, the County shall withhold all payments until the Contractor shall give good and sufficient bond(s) in lieu of the bond(s) executed by such Surety.

1.10 ADDITIONAL INSURANCE TO BE CARRIED BY CONTRACTOR

Subparagraphs 2.9A through 2.9C and 2.9E through 2.9G of the Special Conditions to the CICC 7360-0/08 Contract are deleted and replaced with the following:

- A. Contractor shall indemnify and hold harmless the County and its officers, employees, agents and instrumentalities from any and all liability, losses or damages, including attorneys' fees and costs of defense, which the County or its officers, employees, agents or instrumentalities may incur as a result of claims, demands, suits, causes of actions or proceedings of any kind or nature arising out of, relating to or resulting from the performance of this Agreement by the Contractor or its employees, agents, servants, partners principals or subcontractors. Contractor shall pay all claims and losses in connection therewith and shall investigate and defend all claims, suits or actions of any kind or nature in the name of the County, where applicable, including appellate proceedings, and shall pay all costs, judgments, and attorney's fees which may issue thereon. Contractor expressly understands and agrees that any insurance protection required by this Agreement or otherwise provided by Contractor shall in no way limit the responsibility to indemnify, keep and save harmless and defend the County or its officers, employees, agents and instrumentalities as herein provided.

- B. Contractor shall furnish to the Department of Transportation and Public Works, 111 NW 1 Street, Miami Florida 33128, Certificate(s) of Insurance which indicate that insurance coverage has been obtained which meets the requirements as outlined below:
1. Worker's Compensation Insurance for all employees of the Contractor as required by Florida Statute 440.
 - a. Should include coverage required under the U.S. Longshoremen and Harbor Workers' Act (USL&H) for any activities on or about navigable water.
 2. Commercial General Liability Insurance in an amount not less than \$1,000,000 per occurrence, and \$2,000,000 in the aggregate, not to exclude Products & Completed Operations. Miami-Dade County must be shown as an additional insured with respect to this coverage.
 3. Automobile Liability Insurance covering all owned, non-owned and hired vehicles, in an amount not less than \$1,000,000 combined single limit per occurrence for bodily injury and property damage.
 4. Umbrella Liability Insurance in an amount not less than \$3,000,000 per occurrence, and \$3,000,000 in the aggregate.
 - a. If Excess Liability is provided must be follow form of the General Liability policy.
- C. All insurance policies required above shall be issued by companies authorized to do business under the laws of the State of Florida, with the following qualifications:
1. The company must be rated no less than "A-" as to management, and no less than "Class VII" as to financial strength, by Best's Insurance Guide, published by A.M. Best Company, Oldwick, New Jersey, or its equivalent, subject to the approval of the County Risk Management Division.

or
 2. The company must hold a valid Florida Certificate of Authority as shown in the latest "List of All Insurance Companies Authorized or Approved to Do Business in Florida" issued by the State of Florida Department of Financial Services.

NOTE: MIAMI DADE COUNTY CONTRACT NUMBER AND TITLE OF CONTRACT MUST APPEAR ON EACH CERTIFICATE.

CERTIFICATE HOLDER MUST READ:

MIAMI-DADE COUNTY
111 NW 1st STREET
SUITE 2340
MIAMI, FL 33128

Compliance with the foregoing requirements shall not relieve the Contractor of his liability and obligation under this section or under any other section of this agreement.

SECTION 4: SUPPLEMENTARY INFORMATION

SAMPLE SURETY PERFORMANCE AND PAYMENT BOND FORM

SURETY PERFORMANCE AND PAYMENT BOND

By this Bond, We _____, as Principal, whose principal business address is _____, as Contractor under the contract dated _____, 20 ____, between Principal and Miami-Dade County for the construction of _____ Project No. _____ (herein after referred to as "Contract") the terms of which Contract are incorporated by reference in its entirety into this Bond and _____, a corporation, whose principal business address is _____ as Surety, are bound to Miami-Dade County (hereinafter referred to as "County") in the sum of _____ (U.S. dollars) \$ _____, for payment of which we bind ourselves, our heirs, personal representatives, successors, and assigns, jointly and severally.

THE CONDITION OF THIS BOND is that if Principal:

1. Performs all the work under the Contract, including but not limited to guarantees, warranties and the curing of latent defects, said Contract being made a part of this bond by reference, and in the times and in the manner prescribed in the Contract, including any and all damages for delay; and
2. Promptly makes payments to all claimants, as defined in Section 255.05(1), Florida Statutes, supplying Principal with labor, materials, or supplies, used directly or indirectly by Principal in the prosecution of the work provided for in the contract; and
3. Pays County all losses, damages, including damages for delay, expenses, costs and attorney's fees, including appellate proceedings, that County sustains because of a default by Principal under the Contract, including but not limited to a failure to honor all guarantees and warranties or to cure latent defects in its work or materials within 5 years after completion of the work under the Contract; and
4. Performs the guarantee of all work and materials furnished under the contract for the time specified in the Contract, including all warranties and curing all latent defects within 5 years after completion of the work under the Contract;

then this bond is void; otherwise it remains in full force.

If no specific periods of warranty are stated in the Contract for any particular item or work, material or equipment, the warranty shall be deemed to be a period of one (1) year from the date of final acceptance by the County. This Bond does not limit the County's ability to pursue suits directly with the Principal seeking damages for latent defects in materials or workmanship, such actions being subject to the limitations found in Section 95.11(3) (c), Florida Statutes.

Any changes in or under the Contract Documents and compliance or noncompliance with any formalities connected with the Contract or the changes does not affect Surety's obligation under this Bond.

SURETY PERFORMANCE BOND (Cont'd)

IN WITNESS WHEREOF, the above bounden parties have caused this Bond to be executed
by their appropriate officials as of the _____ day of _____, 20 __.

CONTRACTOR

(Contractor Name)

BY:

(President) (Managing Partner or Joint Venture)

(SEAL)

COUNTERSIGNED BY RESIDENT
FLORIDA AGENT OF SURETY:

SURETY:

(Copy of Agent's current
Identification Card as issued by
State of Florida Insurance Commissioner must be attached) By:

Attorney-in-Fact

(CORPORATE SEAL)

(Power of Attorney must be attached)

SECTION 5: SUPPLEMENTARY CONDITIONS

SUPPLEMENTARY CONDITIONS

SUPPLEMENTARY CONDITIONS

TABLE OF CONTENTS

1. SUPPLEMENTARY CONDITIONS

1.01	MISCELLANEOUS CONSTRUCTION CONTRACT (7360 PLAN).....	1
1.02	APPLICABLE WAGE RATES.....	1
1.03	CONTINGENCY ALLOWANCE FOR TIME.....	1
1.04	WEATHER DELAYS	2
1.05	ADDITIONAL FUNDING SOURCE PROVISIONS	3
1.06	ADDITIONAL SBE-CONST CONTRACT MEASURE REQUIREMENTS.....	3
1.07	PROMPT PAYMENTS AND RETAINAGE:	3
1.08	COMMUNITY WORKFORCE PROGRAM	4
1.09	CLEARINGHOUSE FOR POSTING NOTICE OF JOB OPPORTUNITIES	4
1.10	RESIDENTS FIRST TRAINING AND EMPLOYMENT PROGRAM COMPLIANCE	5
1.11	EMPLOY MIAMI-DADE PROGRAM.....	6
1.12	ACCEPTANCE TESTS	7
1.13	CHANGE ORDER PROCEDURES AND BASIS FOR PAYMENT	8
1.14	MIAMI-DADE COUNTY’S USER ACCESS PROGRAM (UAP).	8
1.15	PUBLIC RECORDS AND CONTRACTS FOR SERVICES PERFORMED ON BEHALF OF MIAMI-DADE COUNTY.	9
1.16	NONDISCRIMINATION	10
1.17	CONTRACTOR DUE DILIGENCE AFFIDAVIT	10
1.18	LIQUIDATED DAMAGES.	11
1.19	CLAIMS	12
1.20	DISPUTES.....	15
1.21	EXTRA WORK	17
1.22	WARRANTY OF CONSTRUCTION	20

APPENDIX TO THE SUPPLEMENTARY CONDITIONS

Appendix A: Miami-Dade County Wages and Benefits

Appendix B: Small Business Division, Project Worksheet

Appendix C: Notice of Construction Clearing House Forms A, B and C

Appendix D: Residents First Training and Employment Program Compliance Forms (RTFE 1, RTFE 2, RFTE 3, and RFTE 4)

Appendix E: (OSHA) Forms 300, 300A and 301

1. SUPPLEMENTARY CONDITIONS

1.01 MISCELLANEOUS CONSTRUCTION CONTRACT (7360 PLAN)

- A. These Supplementary Conditions amend or supplement the Miscellaneous Construction Contract (MCC) CICC 7360-0/08, the MCC 7360 Plan, and other provisions of the Contract Documents as indicated below. All provisions that are not so amended or supplemented remain in full force and effect. All requirements of the Contract Documents, or portions thereof, which are not specifically modified, deleted, or superseded hereby, remain in full effect. The MCC Contract and Plan may also be supplemented elsewhere in the Contract Documents by provisions located in, but not necessarily limited to, Division 1 (General Requirements) of the Contract Specifications.

1.02 APPLICABLE WAGE RATES

- A. Amend Paragraph 2.17 of the CICC 7360-0/08 Miscellaneous Construction Contract by adding the following:
 - 1. The applicable Standard Industrial Classification (SIC) manual code is SIC 16 Heavy Construction. The Responsible Wages and Benefits Schedule (Construction Type: Heavy) for wages and benefits to be paid for work performed under this Contract will be the schedule in effect on January 1st of the calendar year in which the work is performed. The Responsible Wages and Benefits Schedule in effect at the time of Project Solicitation is provided as Appendix A to these Supplementary Conditions. Updated Responsible Wages and Benefits Schedules are available at <http://www.miamidade.gov/smallbusiness/responsible-wages-and-benefits.asp>
 - 2. When a required classification is not listed as a separate class in the County's Responsible Wage rates schedule (e.g. Traffic Signal Technician), Contractor must use Davis-Bacon Wages for said classification.
 - 3. To ensure that payroll reporting can be done more securely, quickly and efficiently, and to eliminate paper-based payrolls, the County has adopted LCPtracker, a web-based Certified Payroll Management System. Use of the system is mandatory and at no additional cost to the contractor. LCPtracker can be interfaced with contractor's existing payroll system. For more information on LCPtracker software or training, please contact Small Business Development (SBD) Division at 305.375.3111.

1.03 CONTINGENCY ALLOWANCE FOR TIME

- A. Paragraph 2.58 of the CICC 7360-0/08 Miscellaneous Construction Contract is hereby amended to provide a Contingency Allowance for time extension not to exceed ten percent of the original Contract Duration pursuant to a written request by Contractor for a time extension for an Excusable Delay, as described in Paragraph 2.58 of the 7360 Miscellaneous Construction Contract, that affects the critical path schedule of the Contract or any previously approved changes. The request must be accompanied by written documentation that supports the justification of a time extension and is subject to review and concurrence by the department Engineer, or designee. If approved, a Contract Contingency Allowance Expenditure Authorization will be created for execution by all parties. Once executed the time extension will adjust the scheduled completion date. The cumulative total of all Contingency Allowance time extensions shall not exceed ten percent of the original Contract Duration rounded off to the next whole number.

1.04 WEATHER DELAYS

A. Schedule of Anticipated Weather Delay Days

1. The following schedule of average climatic range, based on National Oceanic and Atmospheric Administration (NOAA) normal data (1981-2010 Monthly Normals; GHCN Daily ID: USW00012839; MIAMI INTL AP, FL), will be used as the standard baseline for monthly evaluations of weather delays for this Contract.

Schedule of Anticipated Weather Delay Days												
Month	JAN	FEB	MAR	APR	MAY	JUN	JUL	AUG	SEP	OCT	NOV	DEC
Days	3	4	4	4	7	12	11	13	13	8	4	4

2. The above schedule provides the anticipated number of days each month during which construction activity exposed to weather conditions is expected to be prevented and suspended by cause of adverse weather. Suspension of construction activity for the number of days listed in the schedule, for each month, is included in the Work and is not eligible for extension of Contract Time. The Work Progress Schedule submitted by Contractor must reflect these anticipated adverse weather delays in all weather dependent activities.

B. Extension of Contract Time for Adverse Weather Days In Excess of the Standard Baseline

1. If the basis exists, in accordance with the Conditions of the Contract, for a claim for extension of time, an extension of time on the basis of weather may be granted only for the number of Weather Delay Days in a month that are in excess of the number of days listed above for that month in the Schedule of Anticipated Adverse Weather Delay Days.
2. Adverse Weather Day is defined, for the purpose of this Article, as the occurrence of one or more of the following weather conditions within a twenty-four (24) hour day that prevents scheduled critical path construction activity exposed to weather conditions:
 - a. Precipitation in excess of one-tenth inch (0.10").
 - b. Temperatures that do not rise above that required for the day's construction activity, if such temperature requirement is specified or accepted as standard industry practice.
 - c. Sustained wind in excess of twenty-five (25) miles per hour.
3. Adverse Weather Day may include "dry-out" days, resulting from precipitation that occurs beyond the Anticipated Weather Delay Days for the month, only if there is a hindrance to site access or sitework and Contractor has taken all reasonable accommodations to avoid such hindrance; and, at a rate no greater than 1 make-up day for each precipitation day (or consecutive days) that total 1.0 inch or more of precipitation.
4. A Weather Delay Day may be counted by the Engineer, if adverse weather prevents work on the Project for fifty percent (50%) or more of the Contractor's normal scheduled work day and critical path construction activities were included in the day's schedule, including a weekend day or holiday approved by the Engineer with construction activity scheduled that day.
5. No additional compensation will be made for weather delays.

C. Contractor Documentation and Submittals

1. Organize claim to facilitate evaluation by calendar month and submit in accordance with the claims submittal requirements of the Contract Documents. Documentation is required for each Adverse Weather Day that results in a Weather Delay. Identify the number of days claimed for the month that exceeds the Schedule of Anticipated Adverse Weather Delays. Documentation must include:
 - a. Daily jobsite work logs showing which and to what extent critical path construction activities have been affected by adverse weather.
 - b. Daily weather data, obtained from the nearest NOAA weather station or other independently verified source approved by Engineer at beginning of the Project, to support claim for time extension. NOAA Global Historical Climatology Network (GHCN) Daily data may be obtained from the NOAA website at <http://www.ncdc.noaa.gov/cdo-web/search>.
2. If an extension of Contract Time is appropriate and approved by the Department, such extension will be made in accordance with the requirements of the Contract Documents.

1.05 ADDITIONAL FUNDING SOURCE PROVISIONS

1. Contractor must comply with all requirements of the funding sources(s) for work issued under this Contract. This contract is being funded, in whole or in part, with Miami-Dade County Infrastructure Improvement Fund (IIF).

1.06 ADDITIONAL SBE-CONST CONTRACT MEASURE REQUIREMENTS

1. As per Miami-Dade County Ordinance No.'s 97-52 and 97-158; A.O. 3-22, a Small Business Enterprise - Construction (SBE-CONST) Contract Measure has not been established for this Project.

1.07 PROMPT PAYMENTS AND RETAINAGE:

1. In addition to Miami-Dade County Sec. 2-8.1.4. Sherman S. Winn Prompt Payment Ordinance and Administrative Order No.: 3-19 Prompt Payment, contractors, subcontractors and the County must also meet the requirements of Title 49 CFR part 26.29 and 26.37 and the Florida Prompt Pay Act. Prime contractors must pay subcontractors, including DBE'S, for satisfactory performance of their contracts no later than 30 calendar days after the date on which the payment request or a "*proper invoice*" is stamped received. Further, the prime contractor will return retainage payments to the subcontractor within 30 days of the sub-contractor's satisfactory completion of work.
2. Proper Invoice means an invoice which conforms to the present requirements of the County's finance system, which includes the issuance of a valid purchase order or contract as well as applicable change orders or amendments, and any rules promulgated from time to time by Administrative Order of the Mayor. A proper invoice must include a statement by the vendor/contractor waiving claims for extra direct and indirect costs or time associated with work preceding the date of the invoice, or a statement in sufficient detail containing all rights reserved for work already performed. All present requirements or future rules pertaining to the execution of a proper invoice are available to contractors at the pre-construction meeting.
3. In any case in which an improper invoice is submitted by a contractor, the County will, within ten (10) days after the improper invoice is received by it, notify the contractor that the invoice

is improper and indicate what corrective action on the part of the vendor is needed to make the invoice proper.

4. In the event a dispute occurs between the contractor and the County concerning payment of an invoice, such disagreement shall be resolved not later than forty-five (45) days after the date on which the improper invoice was received by the County, and shall be concluded by final written decision of the Mayor or his or her designee(s), not later than sixty (60) days after the date on which the improper invoice was received by the County.
5. If the dispute is resolved in favor of the contractor, then interest shall begin to accrue as of the original date the payment became due.
6. All payments due from the County, and are not made by the appropriate due date as described above, shall bear interest from thirty (30) days after the appropriate due date at the rate of one (1) percent per month on the unpaid balance. One (1) month shall constitute a period beginning on any day of a month and ending on the same day of the following month. Any overdue period of less than one (1) month shall be considered as one (1) month in computing interest. Unpaid interest shall compound monthly.
7. The vendor must be responsible for preparing and delivering an invoice to the County for any interest accrued in order to receive the interest payment. The invoice must include the following:
 - a. Date proper invoice received by County, its applicable invoice number and amount.
 - b. Date punch list was completed.
 - c. Date and corresponding reference number of applicable purchase order, requisition or contract.
 - d. Payment due date.
 - e. Date interest commences.
 - f. Interest due at one percent per month on unpaid balance.
8. Contractor may not hold retainage from its subcontractors and is required to return any retainage payments to those subcontractors within 30 days after the subcontractor's work related to this contract is satisfactorily completed or within 30 days after incremental acceptance of the subcontractor's work by the County and contractor's receipt of the partial retainage payment related to the subcontractor's work, whichever comes first.

1.08 COMMUNITY WORKFORCE PROGRAM

- A. In accordance with Miami-Dade County Code §2-1701 and amended by Ordinance No. 13-66, this Contract the Community Workforce Program (CWP) Goal does not apply to the Contract.

1.09 CLEARINGHOUSE FOR POSTING NOTICE OF JOB OPPORTUNITIES

- A. Pursuant to Miami-Dade County Resolution R-1145-99, Contractor must post a notice of job opportunities with the Miami-Dade County Job Clearinghouse (JCH) within ten (10) business days of the contract award or no later than five (5) business days after start of construction. If job opportunities are available, complete all portions of the Notice of Construction Clearinghouse Job Opportunity form (Form B). If no job opportunities are available, complete a JCH Affidavit- No

Notice(s) of Construction Job Opportunities form (Form C). Submit the completed Form B or C (with copies to the Engineer) to:

Miami-Dade County Internal Service Department
Small Business Development Division
Project Review and Analysis Section
Attention: Job Clearinghouse
111 NW 1st Street, 19th floor
Miami, Florida 33128
Telephone: (305) 375-3111 Fax (305) 375-3160

- B. Job applicants interested in posting an application for employment to be considered by contractors with job openings may complete a JCH Construction Clearinghouse Job Application (Form A) and submit it to the address provided in the Form.
- C. The necessary forms are provided as Appendix C to these Supplementary Conditions. Additional information pertaining to the Miami-Dade County Job Clearinghouse is available in the County's website at <http://www.miamidade.gov/sba/about-us-job-clearinghouse.asp>.

1.10 RESIDENTS FIRST TRAINING AND EMPLOYMENT PROGRAM COMPLIANCE

Except where state or federal laws or regulations mandate to the contrary, all contractors and subcontractors of any tier performing on a County Construction Contract shall satisfy the requirements of this Article.

- A. In accordance with Section 2-11.17 of the Code of Miami-Dade County and Implementing Order No. 3-61 (online at <http://www.miamidade.gov/smallbusiness/business-development-legislation.asp>), all contractors and subcontractors of any tier on (i) construction contracts valued in excess of \$1 million for the construction, demolition, alteration and/or repair of public buildings, or public works; or (ii) contracts or leases valued in excess of \$1 million for privately funded construction, demolition, alteration or repair of buildings, or improvements on County-owned land shall comply, if applicable, with the following:

1. Bidders must:

- a. Submit a completed Responsible Contractor Affidavit (Form RTFE 1), along with the Bid Submittal Package. The Responsible Contractor Affidavit shall verify the following:
 - 1) Prior to working on the project, all persons employed by the contractor on the project to perform construction have completed the OSHA 10-hour safety training course, and
 - 2) Contractor will make its best reasonable efforts to have 51 percent of all construction labor hours performed by Miami-Dade County residents. County residents employed in furtherance of the goal set forth in the County's Community Workforce Program (CWP) shall be counted towards the 51% goal.
- b. In the event that form RTFE 1 is not submitted along with the bid package, the County will provide a notice that the bidder has 48 hours from the time of notification to submit the form or their bid or proposal will be deemed nonresponsive and disqualified.

2. Prior to the issuance of a Notice to Proceed, contractors must also submit the following:

- a. A Construction Workforce Plan (Form RFTE 2) and supporting documentation;
- b. A list of all subcontractors to be used on the project;

- c. A Responsible Subcontractor Affidavit (Form RFTE 1) for each subcontractor; and
 - d. A list of all employees currently employed by the contractor.
 - e. As per Miami-Dade County Resolution R-1181-18, Submit OSHA form 300 containing a list of the company's work-related injury and illness data; and OSHA inspection data, for the previous three years, for the contractor and first tier subcontractors. The Department of Labor Occupational and safety Health Administration (OSHA) Form 300, 300A and 301 can be found under Appendix E of these Supplementary Conditions
3. Submit OSHA Safety Training Affidavit (Form RFTE 3) with all certified payrolls.
 4. Submit a Workforce Performance Report (Form RFTE 4) within 30 business days of completion of the Project.
 5. Any lessee shall include requirements of Section 2-11.7 of the Code of Miami-Dade County and Implementing Order No. 3-61, including the right of the County to access the contractor's and subcontractors' records to verify compliance, in any contract, subcontract, or sublease. Lessee shall be responsible to the County for payment of compliance monitoring costs and any penalties found due.
 6. Forms RFTE 1, RFTE 2, RFTE 3, and RFTE 4 are included under Appendix D to these Supplemental Conditions.

1.11 EMPLOY MIAMI-DADE PROGRAM

Except where state or federal laws or regulations mandate to the contrary, all contractors and subcontractors of any tier performing on a County Construction Contract shall satisfy the requirements of this Article.

- A. In accordance with Section 5.02 of the Miami-Dade County Home Rule Amendment and Charter, Section 2-8.1 of the Code of Miami-Dade County, and Administrative Order No. 3-63, all contractors and subcontractors of any tier on (i) construction contracts valued in excess of one million dollars (\$1,000,000) for the construction, demolition, alteration and/or repair of public buildings, or public works; or (ii) contracts or leases valued in excess of one million dollars (\$1,000,000) for privately funded construction, demolition, alteration or repair of buildings, or improvements on County-owned land:
 1. The awarded Contractor is hereby notified that the County will consider whether the Contractor made its best reasonable efforts to promote Employ Miami-Dade on this contract, as defined in A.O. 3-63, as part of the County's evaluation and responsibility review of the Contractor for new County contract awards.
 2. Referral Procedures.
 - a. Career Source South Florida shall compile and maintain the Employ Miami-Dade Register.
 - b. The Contractor will notify Career Source South Florida of the vacancy by completing a Job Opening Form on the Employ Miami-Dade website (<https://iapps.careersourcesfl.com/employmd/>). The job order must contain a detailed description of the job responsibilities and qualifications.
 - c. Career Source South Florida will then provide a list of qualified candidates available to the Contractor with copy to the Compliance Officer.

- d. Contractor will review the resumes and qualifications of the candidates, conduct interviews with those candidates who satisfy the minimum competency requirements, and make a good faith effort to fill at least 20% of the labor workforce required per Contractor's Construction Workforce Plan from the Employ Miami-Dade Register through Career Source South Florida.
 - e. Positions filled from the Employ Miami-Dade Register must be full-time, for at least 120 days, in order to be considered towards attainment of the 20% labor workforce threshold herein.
 - f. If the 20% labor workforce per Contractor's Construction Workforce Plan from Employ Miami-Dade is not met on the contract, the Contractor must provide the Compliance Officer with a detailed explanation of its efforts.
 - g. Career Source South Florida may have funds to pay a portion of the salaries for Employ Miami-Dade participants. It shall be the responsibility of the Contractor to contact Career Source South Florida directly to determine eligibility for, and make arrangements as applicable with, Career Source South Florida to pay a portion of the salaries for a specified period and/or during on the job training for the Employ Miami-Dade participants employed on the contract.
- B. Prior to the issuance of a Notice to Proceed, Contractors must also submit the following:
- 1. A Construction Workforce Plan (Form RFTE 2) and supporting documentation including:
 - a. Specifying the total number of positions by trade that will be used by the Contractor and subcontractors to perform all the of the construction labor work.
 - b. Indicate the number of positions to be filled by the Contractor from the Employ Miami-Dade Register.
 - c. Contractor shall submit an updated Construction Workforce Plan to the Contracting Officer on a monthly basis.
- C. Within thirty (30) days of completion, and prior to final payment, Contractors must also submit a Workforce Performance Report (Form RFTE 4) that includes the following information:
- 1. The total number of construction labor work positions performed by Employ Miami-Dade participants with supporting documentation.
 - 2. Supporting documentation verifying reasonable efforts to promote Employ Miami-Dade if 20% labor workforce threshold was not met per Contractor's Construction Workforce Plan from the Employ Miami-Dade Register.
 - 3. Determination if employee(s) will be retained beyond the contract.
- D. The awarded Contractor is hereby notified that the County will consider whether a Contractor made its best reasonable efforts to promote Employ Miami-Dade on this contract, as defined in AO 3-63, as part of the County's evaluation and responsibility review of the Contractor for new County contract awards.

1.12 ACCEPTANCE TESTS

- A. Replace Article 2.89 of the CICC 7360-0/08 Miscellaneous Construction Contract with the following:

- B. When Contractor informs Engineer that the Work is ready for inspection and testing, Engineer may request, from a County approved laboratory, the tests necessary to confirm that the required material, compaction, or work specifications are met. If the results of the tests reveal that the applicable specifications have not been met, Contractor, without additional compensation, must perform, to the satisfaction of Engineer, all work necessary to meet the applicable specifications and is responsible for the costs of all re-testing required by Engineer and the Contract Documents.
- C. The Department will pay the laboratory for the first test (pass or fail); any re-testing will be the responsibility of Contractor. The Department will only pay for re-testing when authorized, in writing, by Engineer.
- D. Contractor must comply with the conditions of the agreement between Miami-Dade County and Laboratory.

1.13 CHANGE ORDER PROCEDURES AND BASIS FOR PAYMENT

- A. Extra Work shall result in an equitable adjustment (increase or decrease) to the applicable RPQ representing the reasonable cost or the reasonable financial savings related to the change in Work. Extra Work may also result in an equitable adjustment in the RPQ schedule for performance for both the Extra Work and any other Work affected by the Extra Work.
- B. The County shall initiate the Extra Work procedure by a notice to Contractor outlining the proposed Extra Work. Upon receipt of the notice to proceed with the Extra Work, the Contractor is required to immediately start the Extra Work. The Contractor is required to obtain permission for an extension to start the Extra Work if it is beyond the Contractor's ability to start within the allotted timeframe.
- C. The Contractor is required to provide the Project Manager with a detailed Change Order Proposal, if an Owner's Representative has been identified, which shall include requested revisions to the Contract, including but not limited to adjustments in the RPQ price and schedules for performance for the applicable RPQ. The change to the RPQ shall not exceed \$100,000 or 10% of original RPQ, whichever is less. The Contractor is required to provide sufficient data in support of the cost proposal demonstrating reasonableness. In furtherance of this obligation, the County may require that the Contractor submit any or all of the following: a cost breakdown of material costs, labor costs, labor rates by trade, and Work classification and overhead rates in support of Contractors Change Order Proposal. The Contractor's Change Order Proposal must include any schedule revisions and an explanation of the cost and schedule impact of the extra Work on the project. If the Contractor fails to notify the Project Manager of the schedule changes associated with a Notice of Proposed Change Order by submitting a revised schedule document, it will be deemed to be an acknowledgment by Contractor that the proposed Extra Work will not have any scheduling consequences. The Contractor agrees the Change Order Proposal will in no event include a combined profit and home office overhead rate in excess of fifteen (15%) percent of the direct labor and material costs, unless the Project Manager determines that the complexity and risk of the Extra Work is such that an additional factor is appropriate. The Change Order Proposal may be accepted or modified by negotiations between the Contractor and the County. If an agreement on the Extra Work is reached, both parties shall execute the Extra Work order in writing. The execution by the Contractor of the Extra Work order shall serve as a release of the County from all claims and liability to the Contractor relating to, or in connection with, the Extra Work, including any impact, and any prior acts, neglect or default of the County relating to the Extra Work.

1.14 MIAMI-DADE COUNTY'S USER ACCESS PROGRAM (UAP).

- A. On November 5, 2013 the Board of County Commissioners adopted Ordinance No. 13-103 eliminating the construction contract exemption to the User Access Program set forth in Section

2-8.10 of the Code of Miami-Dade County with the exception of Miscellaneous Construction Contract Program contracts with a total contract value of less than \$500,000. Ordinance No. 13-103 retained the other exemptions listed in Section 2-8.10 of the Code including an exemption for contracts “funded with any funding source, including federal, which prohibits or restricts the application of the credit to the County effected in the UAP.” As bond funding would be a funding source “which prohibits or restricts the application” of the UAP, construction contracts funded by bond proceeds (e.g., General Obligation Bond (GOB), People’s Transportation Plan (PTP)) remain exempt from the application of the County’s User Access Program.

B. UAP applies for this project, therefore:

C. If applicable, this Contract is subject to a user access fee under the County’s User Access Program (UAP) in the amount of two percent (2%) pursuant to Miami-Dade County Budget Ordinance No. 03-192. All construction services provided under this contract are subject to the 2% UAP. This fee applies to all Contract usage whether by County Departments or by any other governmental, quasi-governmental or not-for-profit entity. From every payment made to the Contractor under this contract (including the payment of retainage), the County will deduct the two percent (2%) UAP fee provided in the ordinance and the Contractor will accept such reduced amount as full compensation for any and all deliverables under the contract. The County shall retain the 2% UAP for use by the County to help defray the cost of its procurement program. Contractor participation in this pay request reduction portion of the UAP is mandatory.

1.15 PUBLIC RECORDS AND CONTRACTS FOR SERVICES PERFORMED ON BEHALF OF MIAMI-DADE COUNTY.

A. The Contractor shall comply with the Public Records Laws of the State of Florida, including but not limited to:

1. Keeping and maintaining all public records that ordinarily and necessarily would be required by Miami-Dade County (County) in order to perform the service
2. Providing the public with access to public records on the same terms and conditions that the County would provide the records and at a cost that does not exceed the cost provided in Chapter 119, F.S., or as otherwise provided by law
3. Ensuring that public records that are exempt or confidential and exempt from public records disclosure requirements are not disclosed except as authorized by law; and
4. Meeting all requirements for retaining public records and transferring, at no cost, to the County all public records in possession of the Contractor upon termination of the contract and destroying any duplicate public records that are exempt or confidential and exempt from public records disclosure requirements upon such transfer.

B. In addition, all records stored electronically must be provided to the County in a format that is compatible with the information technology systems of the County. Failure to meet any of these provisions or to comply with Florida’s Public Records Laws as applicable shall be a material breach of the agreement and shall be enforced in accordance with the terms of the agreement.

C. For questions regarding the application of chapter 119, Florida Statutes, to The Contractor’s Duty to Provide Public Records relating to this contract, contact the Custodian of Public Records at (305) 375-4735; isd-vss@miamidade.gov; 111 NW 1 Street, suite 1300, Miami, Florida 33128.

1.16 NONDISCRIMINATION

- A. During the performance of this Contract, Contractor agrees to not discriminate against any employee or applicant for employment because of race, color, religion, ancestry, national origin, sex, pregnancy, age, disability, marital status, familial status, sexual orientation, gender identity or gender expression, status as victim of domestic violence, dating violence or stalking, or veteran status, and on housing related contracts the source of income, and will take affirmative action to ensure that employees and applicants are afforded equal employment opportunities without discrimination. Such action shall be taken with reference to, but not limited to: recruitment, employment, termination, rates of pay or other forms of compensation, and selection for training or retraining, including apprenticeship and on the job training.
- B. By entering into this Contract, the Contractor attests that it is not in violation of the Americans with Disabilities Act of 1990 (and related Acts) or Miami-Dade County Resolution No. R-385-95. If the Contractor or any owner, subsidiary or other firm affiliated with or related to the Contractor is found by the responsible enforcement agency or the County to be in violation of the Act or the Resolution, such violation shall render this Contract void. This Contract shall be void if the Contractor submits a false affidavit pursuant to this Resolution or the Contractor violates the Act or the Resolution during the term of this Contract, even if the Contractor was not in violation at the time it submitted its affidavit.

1.17 CONTRACTOR DUE DILIGENCE AFFIDAVIT

- A. In accordance with Board of County Commissioners Resolution 63-14, Contractor, as a condition of award, must submit Contractor Due Diligence Affidavit Form on any contract that exceeds \$1 million, or that is otherwise subject to Board approval.
 - 1. Affidavit is attached in Section 2 of these Solicitation Documents and must be included in the solicitation package. Form requires that Contractors attest to the following under oath:
 - a. All of the lawsuits that have been filed against that entity, its directors, partners, principals, and/or board members, based on breach of contract by that entity in the five years prior to bid or proposal submittal, including the case name and number and the disposition of the case;
 - b. Any instances in the five years prior to bid or proposal submittal where that entity has been defaulted and a brief description of the circumstances; and
 - c. All of the instances in the five years prior to bid or proposal submission where that entity has been debarred or received a formal notice of non-compliance or non-performance, such as a notice to cure or a suspension from participating or bidding for contracts, whether related to Miami-Dade County or not.
- B. It is the responsibility of the Contractor to return the fully executed Affidavit at the time of bid or proposal submittal. This affidavit will be used as an additional measure of due diligence prior to award of a contract.
- C. In accord with Resolution No. R-828-19, the County reserves the right to request from any bidder the disclosure of any lawsuits which include allegations of discrimination in the last ten years prior to date of solicitation, the disposition of such lawsuits, or statement that there are no such lawsuits.
- D. As per Miami-Dade County Resolution R-1181-18, Submit OSHA form 300 containing a list of the company's work-related injury and illness data; and OSHA inspection data, for the previous three years, for the contractor and first tier subcontractors. The Department of Labor Occupational and

safety Health Administration (OSHA) Form 300, 300A and 301 can be found under Appendix E of these Supplementary Conditions.

1.18 LIQUIDATED DAMAGES.

Expand Subarticle 1.06 J from the DTPW General Requirements as follows:

- A. Engineer will issue a Work Order identifying the location, description and amount of work to be accomplished. Notify Engineer prior to beginning work on the project.
- B. Initial Work Order may be issued with the Notice to Proceed. Contractor will be allowed fourteen (14) calendar days from receipt of the initial Work Order to respond and begin work. The fourteen (14) calendar days begin on the date the work order is received in person, by fax or by certified mail. Contractor will be expected to respond and begin work within five working days of receipt of any subsequent Work Order. If a start date later than 5 working days is identified in a Work Order, Contractor will be expected to begin work by the start date identified in the Work Order.
- C. Charging of Contract time will begin on the actual day that work begins at the site, but no later than:
 - 1. the 14th calendar day from receipt of the initial Work Order; or
 - 2. the 5th working day from receipt of any subsequent Work Order; or
 - 3. the "start date" identified in a Work Order (as described above) that is applicable to the specific Work Order issued.
- D. If the Contractor does not begin work by the end of the day provided by the Work Order, or if the assignment of work on the Work Order is not complete within the number of calendar days specified on the Work Order, then the County may assess the Contractor, not as a penalty but as liquidated damages, the amount shown in Subarticle 1.06, J, 2, Liquidated Damages, of the DTPW General Requirements.
- E. All work locations will be described with sufficient particularity that will allow Contractor to proceed immediately to the location with minimum delay. The County will make every reasonable effort to plan work locations and develop work documents in systematic and concentrated regions so as to minimize the Contractor's travel requirements. A Pre-Work Conference may be scheduled prior to the commencement of work in accordance with DTPW General Requirements.
- F. Upon completion of the assigned work of the Work Order, notify Engineer. Certify that the work quantities and quality were accomplished in accordance with these specifications by signing and returning the Work Order to the Department. All work completed will be reviewed to verify quantity and quality prior to approval of the Work Order.
- G. Should inclement weather limit or stop the work, notify Engineer of such. Article 1.04 of these Supplemental Specifications describe Weather Delays adjustments.
- H. Limitation or work stoppage. Schedule work in a manner that prevents delays, stoppages and rework.

1.19 CLAIMS

A. Amend Paragraph 2.78 of the CICC 7360-0/08 Miscellaneous Construction Contract by adding the following:

B. Notice of Claims

1. The Contractor will not be entitled to additional time or compensation otherwise payable for any act or failure to act by the Department, the happening of any event or occurrence, or any other cause, unless he shall have given the Project manager a written notice of claim therefore as specified in this article.
2. The Contractor shall provide immediate verbal notification with written confirmation within forty-eight (48) hours of any potential claims and of the anticipated time and/or cost impacts resulting thereof. The written notice of claim shall set forth the reasons for which the Contractor believes additional compensation and/or time will or may be due, the nature of the costs involved and the approximate amount of the potential claim.
3. It is the intention of this article, that differences between the parties arising under and by virtue of the Contract shall be brought to the attention of the Project Manager at the earliest possible time in order that such matters may be settled, if possible, or other appropriate action promptly taken.
4. The notice requirements of this article are in addition to those required in other articles of these Contract Documents, inclusive of the conditions listed under the MCC Plan.
5. The Contractor shall segregate all costs associated with each individual claim including but not limited to labor, equipment, material, subcontractor and supplier costs, and all other costs related to the claim. In the event that the Contractor has multiple claims, the Contractor will segregate each claim individually including the respective costs associated with each claim. Failure to segregate claims and their respective costs will be grounds for the Department's rejection of the claim. No "total cost claims" shall be allowed under this Contract.
6. The Contractor must maintain a cost accounting system as a condition for making a claim against the Department. The cost accounting system must segregate the costs of the work under the Contract (non-claims-related) from claims-related and other Contractor costs through the use of a job cost ledger and be otherwise in compliance with general accounting principles.
7. If the Department decides to pay all or part of a claim for which notice was not timely made, the Department does not waive the right to enforce the notice requirements in connection with any other claim.
8. Inasmuch as the notice of claim requirements of this article are intended to enable the Project Manager to investigate while facts are fresh and to take action to minimize or avoid a claim which might be filed thereafter, the Contractor's failure to make the required notice on time is likely to disadvantage the Department. Therefore, a claim that does not comply with the notice requirements above shall not be considered unless the Contractor submits with his claim proof showing that the Department has not been prejudiced by the Contractor's failure to so comply and, in the event the Department has been prejudiced by the Contractor's failure to submit a timely notice of claim, the Department will reduce any equitable adjustment claimed by the Contractor to reflect the damage.

C. Claim Submittals

1. Claims or requests for equitable adjustments filed by the Contractor shall be filed in full accordance with this article no later than 30 calendar days after the act giving rise to the claim and in sufficient detail to enable the Department to ascertain the basis and amount of said claims. In the case of continuing or on-going claim events, the Contractor shall be allowed to periodically amend his claim to more accurately reflect the impact of said claim, until the end of the claim event. No claims for additional compensation, time extension or for any other relief under the Contract shall be recognized, processed, or treated in any manner unless the same is presented in accordance with this Article. Failure to present and process any claim in accordance with this Article shall be conclusively deemed a waiver, abandonment or relinquishment of any such claim, it being expressly understood and agreed that the timely presentation of claims, in sufficient detail to allow proper investigation and prompt resolution thereof, is essential to the administration of this Contract.
2. The Department will review and evaluate the Contractor's claims. It will be the responsibility of the Contractor to furnish, when requested by the Project manager, such further information and details as may be required to determine the facts or contentions involved in his claims. The cost of claims preparation or Change Order negotiations shall not be reimbursable under this Contract.
3. Any work performed by the Contractor prior to Notice-to-Proceed (NTP) shall not be the basis for a claim from the Contractor of any kind.
4. Each claim must be certified by the Contractor as required by the Miami-Dade Code, False Claims Act (see Code Section 21-255, et seq.), and accompanied by all materials required by Miami-Dade County Code Section 21-257. A "certified claim" shall be made under oath by a person duly authorized by the claimant, and shall contain a statement that:
 - a. The claim is made in good faith;
 - b. The claim's supporting data is accurate and complete to the best of the person's knowledge and belief;
 - c. The amount of the claim accurately reflects the amount that the claimant believes is due from the Department; and
 - d. The certifying person is duly authorized by the claimant to certify the claim.
5. In order to substantiate time-related claims (delays, disruptions, impacts, etc.), the Contractor shall, if applicable and as determined by the Department, submit, in triplicate, the following information:
 - a. Copy of Contractor's notice of claim in accordance with this article. Failure to submit the notice is sufficient grounds to deny the claim.
 - b. The approved, as-planned Schedule in accordance with the applicable section of the Contract Documents and computer storage media, if applicable.
 - c. The as-built Schedule reflecting changes to the approved schedule up to the time of the impact in question and computer storage media if applicable.
 - d. The basis for the duration of the start and finish dates of each impact activity and the reason for choosing the successor and predecessor events affected in the schedule shall be explained. Also, the basis for the duration of any lead/lags inserted into the schedule and the duration in related activity duration shall be explained.
 - e. A marked-up as-built Schedule indicating the causes responsible for changes between the as-planned and as-built schedule and establishing the required cause and effect relationships.

- f. After indicating specific time related changes on the as-built schedule, the documentation must be segregated into separate packages with each package documenting a specific duration change identified previously. This documentation package shall include Change Orders, Change Notices, Work Orders, written directions, meeting minutes, etc., related to the change in duration.
- g. Any loss of efficiency, acceleration, disruption and loss of productivity claims shall be compensated as part of the Liquidated Indirect Costs paid for compensable, excusable delays and mark-up on Direct Cost of changes as allowed by the Contract. Total cost and modified total cost claims will not be accepted and the Contractor agrees to waive the right to seek recovery by these methods. The claimed delay shall not result from a cause specified in the Contract Documents as a non-excusable delay.
- h. The Contractor assumes all risk for the following items, none of which shall be the subject of any claim and none of which shall be compensated for except as they may have been included in the compensation described under Liquidated Indirect Costs:
 - 1) Home office expenses or any Direct Costs incurred allocated from the headquarters of the Contractor;
 - 2) Loss of anticipated profits on this or any other project;
 - 3) Loss of bonding capacity or capability;
 - 4) Losses due to other projects not bid upon;
 - 5) Loss of business opportunities;
 - 6) Loss of productivity on this or any other project;
 - 7) Loss of interest income on funds not paid;
 - 8) Costs to prepare, negotiate or prosecute claims and
 - 9) Costs spent to achieve compliance with applicable laws and ordinances (excepting only sales taxes paid shall be reimbursable expense subject to the provisions of the Contract Documents).
- i. All non-time-related claim items for additional compensation for Direct Costs shall be properly documented and supported with copies of invoices, time sheets, rental agreements, crew sheets and the like.
- j. Cost information shall be submitted in sufficient detail to allow for review. The basis for the budgeted or actual costs shall include man-hours by trade, labor rates, material and equipment costs etc. These costs shall be broken down by pay.
- k. The documentation for budgeted cost shall, as a minimum, include:
 - 1) Copies of all the Contractor's bid documents, bid quotes, faxed quotes, etc.
 - 2) Copies of all executed subcontracts.
 - 3) Other related budget documents as requested by the Project Manager.
- l. The documentation for actual cost shall, as a minimum, include:
 - 1) Time Sheets.
 - 2) Materials invoices
 - 3) Equipment invoices
 - 4) Subcontractors' payments
 - 5) Other related documents as required by the Project Manager.

- m. The Contractor shall make all his books, employees, work sites and records available to the Department or its representatives for inspection and audit.
- 6. No payment shall be made to the Contractor by the Department for loss of anticipated profit(s) from any deleted work.
- 7. As indicated above, the Project Manager and the Field Representative shall be allowed full and complete access to all personnel, documents, work sites or other information reasonably necessary to investigate any claim. Within sixty (60) days after a claim has been received, the claim shall either be rejected with an explanation as to why it was rejected or acknowledged. Once the claim is acknowledged, the parties shall attempt to negotiate a satisfactory settlement of the claim, which settlement shall be included in a subsequent Work Order or Change Order. If the parties fail to reach an agreement on a recognized claim, the Department shall pay to the Contractor the amount of money it deems reasonable, less any appropriate retention, to compensate the Contractor for the recognized claim.
- 8. Failure of the Contractor to make a specific reservation of rights regarding any such disputed amounts in the body of the Change Order which contains the payment shall be construed as a waiver, abandonment, or relinquishment of all claims for additional monies resulting from the claims embodied in said Change Order. However, once the Contractor has properly reserved rights to any claim, no further reservations of rights shall be required and the Contractor shall not be required to repeat the reservation in any subsequent change order. Prior reservation of rights may however be modified, by express reference, in subsequent change orders. Notwithstanding the aforementioned, at the time of final payment under the Contract, the Contractor shall specify all claims which have been denied and all claims for which rights have been reserved in accordance with this section. Failure to so specify any particular claim shall be constructed as a waiver, abandonment, or relinquishment of such claim.

1.20 DISPUTES

- A. Amend Paragraph 2.81 of the CICC 7360-0/08 Miscellaneous Construction Contract by adding the following:
- B. Disputes
 - 1. The following provisions shall govern disputes under this Contract unless the Special Provisions to this Contract contain the requirement for the use of an alternate dispute resolution method. For example, for large projects of great complexity, a Dispute Review Board (DRB) may be employed by the Department to settle disputes in lieu of the Department Director or Office of the Mayor (OOM) designee as specified below. In this case, the DRB alternative shall be specified by the Department in the Special Provisions and, if utilized, shall supersede this dispute provision.
 - a. In the event the Contractor and the Department are unable to resolve their differences concerning any determination made by the Project Manager or Department on any dispute or claim arising under or relating to the Contract (referred to in this Section as a "Dispute"), either the Contractor or the Department may initiate a dispute in accordance with the procedure set forth in this article. Exhaustion of these procedures shall be a precondition to any lawsuit permitted hereunder.
 - b. For contracts with a value of \$5 million or less, all Disputes under this Contract shall be decided by the Department Director or his designee. For contracts valued at more than \$5 million, Disputes shall be decided by a designee appointed by the OOM. Decisions

rendered by the Department Director or OOM designee shall not be binding but shall be admissible in a court of competent jurisdiction.

- c. As soon as practicable, the Department Director or OOM designee shall adopt a schedule for the Contractor and the Department to file written submissions stating their respective positions and the bases therefore. The written submissions shall include copies of all documents and sworn statements in affidavit form from all witnesses relied on by each party in support of its position. Within 20 working days of the date on which such written submissions are filed, the Department Director or OOM designee shall afford each party an opportunity to present a maximum of one hour of argument. The Department Director or OOM designee may decide the Dispute on the basis of the affidavits and other written submissions if, in his opinion, there is no issue of material fact and the party is entitled to a favorable resolution pursuant to the terms of this Contract. As part of such decision, the Department Director or OOM designee shall determine the timeliness and sufficiency of each notice of claim and claim at issue as provided in this article. The Department Director or OOM designee shall have the authority to rule on questions of law, including disputes over contract interpretation, and to resolve claims, or portions of claims, via summary judgment where there are no disputed issues of material fact. Furthermore, the Department Director or OOM designee is authorized by both parties to strike elements of claims seeking relief or damages not available under the contract (such as, but not limited to, claims for lost profits, off-site overhead, loss of efficiency or productivity claims or claim's preparation costs) by summary disposition.
- d. In the event that the Department Director or OOM designee determines that the affidavits or other written submissions present issues of material fact, he shall allow the presentation of evidence in the form of lay or expert testimony directed solely to the issues which he may specifically identify to require factual resolution. The testimonial portion of the process shall not exceed one day in duration per side, including opening statements and closing arguments, if allowed by the Department Director or OOM designee at his reasonable discretion.
- e. No formal discovery shall be allowed in connection with any proceeding under this article. Notwithstanding the foregoing, both parties agree that all of the audit, document inspection, information and documentation requirements set forth elsewhere in this contract shall remain in force and effect throughout the proceeding. The Department Director or OOM designee shall not schedule the hearing until both parties have made all their respective records available for inspection and reproduction and the parties have been afforded reasonable time to analyze the records. The continued failure of a party to comply with the document inspection, examination, or submission requirements set forth in this contract shall constitute a waiver of that party's claims and/or defenses, as applicable. Hearsay evidence shall be admissible but shall not form the sole basis for any finding of fact. Failure of any party to participate on a timely basis, to cooperate in the proceedings, or to furnish evidence in support or defense of a claim shall be a criteria in determining the sufficiency and validity of a claim.
- f. The Department Director or OOM designee shall issue a written decision within 15 working days after conclusion of any testimonial proceeding and, if no testimonial proceeding is conducted, within 45 days of the filing of the last written submission. This written decision shall set forth the reasons for the disposition of the claim and a breakdown of any specific issues or subcontractor claims. As indicated previously, the decision of the Department Director or OOM designee is not binding on the parties, but will be admissible in a court of competent jurisdiction.
- g. If either party wishes to protest the decision of the Department Director or OOM designee, such party may commence an action in a court of competent jurisdiction, within the periods prescribed by law, it being understood that the review of the court shall be limited to the question of whether or not the Department Director or OOM designee's determination was

arbitrary and capricious, unsupported by any competent evidence, or so grossly erroneous to evidence bad faith.

- h. Pending final decision of a dispute hereunder, the Contractor shall proceed diligently with the performance of the Contract and in accordance with the Department's interpretation. Any presentation or request by the Contractor under this article will be subject to the same requirements for Submittal of Claims in this article.

1.21 EXTRA WORK

- A. The following Subarticle replaces the following items: Article 2.83, Extra Work and Payment Therefore, of the Special Conditions of the MCC 7360 Plan.

1. Contractor may be asked to perform extra work, for which there is no price included in the Proposal, wherever it is deemed necessary or desirable by the Engineer to satisfactorily complete the Project as contemplated, and such extra work must be performed promptly in accordance with the Specifications and as directed by the Engineer, provided, however, that before any extra work is begun, a written order from the Engineer to do the work shall be given to the Contractor. No extra work will be paid for unless ordered in writing.
2. All changed or added work so authorized shall be performed by the Contractor at the time and in the manner specified.
3. The Change Order shall include, as a minimum:
 - a. Scope of work to be added, deleted or modified;
 - b. Cost of work to be added, deleted or modified;
 - c. The Contract time extension or reduction in contract time in the case of deleted work required to perform the work to be added, deleted or modified;
 - d. Full release of claims associated with the Contract through the date of the change order, or a reservation of claims identified as to each claim reserved, the scope of the work, the maximum cost of the work, and the maximum number of days of Contract time requested, shall be specified.
4. The Work Order shall include, at a minimum:
 - a. Scope of work to be added, deleted or modified;
 - b. Cost of work to be added, deleted or modified;
 - c. The Contract time extension required to perform the work to be added, deleted or modified;
 - d. Full release of claims associated with the work order work, or a reservation of claims identified as to each claim reserved, the scope of the work, the maximum cost of the work, and the maximum number of days of Contract time requested, shall be specified.

- B. Extra Work Payment

1. The following Subarticle replaces the following items: Article 2.83, Extra Work and Payment Therefore, of the Special Conditions of the MCC 7360 Plan.
2. If Work is ordered, changed, or deleted which is not covered by Unit Prices, then, a NAM must be executed.

3. Extra work, for a complete job, will be paid for in a lump sum or at unit prices agreed to in writing by the Engineer and the Contractor before the extra work is ordered for performing the work. Payment for lump sum work will be based on the following:
 - a. Contractor shall submit to the Engineer an estimated proposal containing a complete breakdown of costs to perform the work to which shall be added an amount equal to fifteen (15) percent of such sum for labor and the total thereof will be full compensation to the Contractor for performing the work which includes overhead and profit, home office expenses for general supervision and for furnishing and repairing small tools and ordinary equipment used in doing the extra work. In addition, the Contractor shall include their labor burden costs of social security taxes, unemployment insurance, worker's compensation, fringe benefits, inclusive of life and health insurance, union dues, pension, pension plans, vacations and insurance and Contractor's public liability and property damage insurance involved in such extra work, based on the wages paid to such labor. Contractor's documentation of the labor burden costs must be provided upon demand by the Engineer.
 - b. For all materials used, Contractor will include the estimate total cost of such materials, including taxes and freight charges, to which cost will be, added an amount equal to ten (10) percent thereof; for full compensation that includes overhead, profit and home office expenses.
 - c. For any construction equipment or special equipment including fuel and lubricant required for the economical performance of extra work, the Engineer will pay the Contractor a rental price, for every hour that such construction equipment or special equipment is estimated to operate on the work. This provision is intended to pay for heavy or special construction equipment; the County shall therefore not pay for small tools and equipment ordinarily used in construction. Where there is a question as to whether payment pursuant to this section is valid the Engineer will make the final determination as to the validity of such payment. The hourly rental price of such construction or special equipment will not exceed 1/176 part of the monthly rate stated for such equipment in the latest edition of the "Compilation of Rental Rates for Construction Equipment" by Associated Equipment Distributors. In the event that the equipment is not owned by the Contractor or his companies and the equipment is rented from a recognized equipment rental company, the Contractor will be paid the estimated time that the equipment will work at the hourly rental rate to which shall be added ten (10) percent for fuel, maintenance and lubrication for rented equipment.
4. Contractor is required to include a statement certifying that the proposal is consistent with the Plans and Specifications and he has reviewed all the costs for extra work and has found them to be accurate, fair and reasonable. If extra work is ordered, it must be included in the Contractor's monthly estimate when Allowance Account funds are available in the Contract for the work actually done. An Allowance Account expenditure form shall be prepared and executed by all appropriate parties to the Contract. If no allowance account funds are available a change order will be issued.
5. The performance of any extra work or the furnishing of any extra material which, in the judgment of the Engineer, is of like character to and susceptible of classification under a unit price item of the Contract shall, if the order of the Engineer shall so provide, be paid for at the unit price bid for such item or items, where Allowance Account funds are available in the Contract with the Contractor's monthly estimate, for the work actually done. Said Allowance Account funds shall be transferred to the various Proposal payment item funds via the Allowance Account expenditure form, to allow payment for this extra work without depletion of the payment item fund.
6. All extra work performed hereunder will be subject to all of the provisions of the Contract. Whenever, in the judgment of the Engineer, such extra work or such extra material is not of like character to and susceptible of classification under a unit price item of the Contract, or the

application of the unit price will result in unacceptably high costs to the Department, and it is impracticable because of the nature of the work, or for any other reason, to fix the price before the extra work order is issued, extra work and material will be paid for in the following manner:

- a. For all labor, including a working foreman in direct charge of the specified operation, the Contractor will receive a sum equal to the current local rate of wages for every hour that the labor is actually performed. For a working foreman who performs labor, the Contractor may charge one hundred (100) percent of his hourly wage rate; for a foreman who only directs workers in the performance of their work, the Contractor may charge the following: twenty five (25) percent of the working foreman's salary for directing up to two workers in their work; fifty (50) percent of sum salary for directing up to four workers in their work; seventy-five (75) percent for directing five workers in their work; and one hundred (100) percent for directing six workers or more their work, to which shall be added an amount equal to fifteen percent of such sum, and the total thereof shall be full compensation to the Contractor for performing the work, which includes overhead and profit, home office expenses, general supervision and for furnishing and repairing small tools and ordinary equipment used in doing the extra work. In addition, the Contractor shall be paid their labor burden costs of social security taxes, unemployment insurance, worker's compensation, fringe benefits, inclusive of life and health insurance, union dues, pension, pension plans, vacations, and insurance and contractor's public liability and property damage insurance involved in such extra work, based on the actual wages paid to such labor.
 - b. For all materials used, the Contractor shall receive the actual cost of such materials, including freight charges as shown by original receipted bills, to which costs will be added an amount equal to ten (10) percent thereof, for full compensation which includes overhead, profit and home office expenses.
 - c. For any construction equipment or special equipment including fuel and lubricants, required for the economical! Performance of extra work, excluding the small tools and ordinary equipment as specified above, the Engineer shall allow the Contractor a rental price to be agreed upon in writing before such work is begun, for every 1 hour that such construction equipment or special equipment is actually operated on the work. Such hourly rental price shall not exceed 1/176 part of the monthly rate stated for such equipment in the latest edition of the "Compilation of Rental Rates for Construction Equipment" by Associated Equipment Distributors. In the event that the equipment is not owned by the Contractor or his companies and the equipment is rented from a recognized equipment rental company, the Contractor will be paid for every hour that the equipment is actually working at the hourly rental rate to which will be added ten (10) percent for fuel, maintenance and lubricants for rented equipment.
7. Contractor's representative and the Counties representative will compare records of extra work done at the end of each day. Such records will be made in duplicate upon a form provided for such purpose by the Counties representative, and shall be signed by both the counties representative and the Contractor's representative, one copy being submitted to the Engineer and the other being retained by the Contractor.
 8. Contractor upon certified statements will submit all claims for extra work done, to which shall be attached the original receipted bills covering the costs of and freight charges on all materials used in such work, and such statements, accompanied by copies of the orders authorizing the performance of the work, shall be submitted to the Engineer for inclusion in the estimate of month. In which the work was actually done, where allowance account funds are available in the contract. If no allowance account fund is available, the extra work shall be paid for, subject to approval of a change order for the work, by the county representative via Expedite Ordinance or the Board of County Commissioners.

9. If required, the Contractor shall produce any books, vouchers, other records, or memoranda that will assist the Engineer in determining the true, necessary cost of work and materials to be paid for on a cost plus basis.
10. In the event that the Contractor employs a subcontractor to perform his extra work for any portion of the lump sum work, or for any portion of extra work, material or equipment. Contractor may charge an additional ten (10) percent for his full compensation for overhead, profit, home office expenses and general supervision for the portion of work performed by the subcontractor.
11. The subcontractor must comply with all the requirements of the Contract for his portion of extra work and be compensated as permitted within this Section for the extra work.
12. No additional compensation will be paid for overhead, profit, home office expenses or supervision to any subcontractors working for subcontractors.

1.22 WARRANTY OF CONSTRUCTION

- A. For a period of one year, except as provided below, from the date of Final Acceptance, the Contractor warrants that the Work conforms to the Contract requirements and the RPQ requirements and is free of any patent and/or latent defect of the material or workmanship.
 1. Exception to the above year warranty:
 - a. Where the manufacturer of material provides a warranty in excess of one (1) year, the Contractor shall provide an assignment of warranty to the County with the manufacturer's written authorization. Contractors shall be obligated to provide to the County copies of all manufacturer's warranties and guarantees. Where the County specifies in an RPQ a warranty greater than one (1) year, such warranty will only be for the specified RPQ.
 - b. The warranty hereunder shall be in addition to whatever rights the County may have under law. The Contractor's obligation under this warranty shall be at its own cost and expense, to promptly repair or replace (including cost of removal and installation), that item (or part of component thereof) which proves defective or fails to comply with the Contract within the warranty period such that it complies with the Contract.
 - c. In the event the Contractor fails to repair or replace defective Work in accordance with the terms of the Contract, the RPQ, and this warranty, the County shall have the right to collect such costs incurred or withhold the cost of the anticipated repairs by offsetting the amount against any payment due the Contractor under any contract between the County and the Contractor.
 - d. The warranty covering defective Work shall be reinstated for a period of one (1) year effective as of the date when the defect is remedied. If the defect is found to have a significant effect on any other part, component or item, the reinstatement of the warranty shall then be extended to cover the part component, or item so affected as well, and shall start as of the date the interrelated parts, components and items function properly. The warranty reinstatement provided for in this paragraph shall apply only to the first replacement or repair of any such item, part and component and, in the case of a failure which has a significant effect on another part, component or item, to the first extension of the said warranty to such affected items, parts and components.
 - e. As specified in the construction documents. All guarantees and warranties under the Contract are fully enforceable by the County acting in its own name.

APPENDIX A OF THE SUPPLEMENTARY CONDITIONS
RESPONSIBLE WAGES AND BENEFITS

MIAMI-DADE COUNTY, FLORIDA

RESPONSIBLE WAGES AND BENEFITS **SECTION 2-11.16 OF THE CODE OF MIAMI-DADE COUNTY**

SUPPLEMENTAL GENERAL CONDITIONS

WAGES AND BENEFITS SCHEDULE

Construction Type: **HEAVY**

Heavy Construction projects are those projects that are not properly classified as either "Building", "Highway" or "Residential".

NOTICE TO EMPLOYEES

FAIR WAGE AFFIDAVIT

LCPTRACKER – CONTRACTOR QUICK START GUIDE

LCPTRACKER – ACCOUNT MERGE FORM

2022

INDEX
RESPONSIBLE WAGES AND BENEFITS
CONSTRUCTION TYPE: HEAVY

A. SUPPLEMENTAL GENERAL CONDITIONS

MINIMUM WAGES AND POSTING OF INFORMATION	1-3
LIABILITY FOR UNPAID WAGES; PENALTIES; WITHHOLDING.....	3
PAYROLLS; BASIC RECORDS; REPORTING	3-5
SUBCONTRACTS	5
COMPLAINTS AND HEARINGS; CONTRACT TERMINATION AND DEBARMENT.....	5-7
APPRENTICES AND TRAINEES	7-8
OTHER STATE AND FEDERAL WAGE LAWS.....	9

B. WAGES AND BENEFITS SCHEDULES

BRICKLAYERS.....	1
CARPENTERS.....	2-4
ELECTRICAL WORKERS	5-6
ELECTRICAL WORKERS (ELECTRIC SIGN).....	7
INSULATORS & ASBESTOS WORKERS	8-9
IRONWORKERS	10
LABORERS	11-13
MILLWRIGHTS, MACHINERY ERECTORS & DIVERS	14
OPERATING ENGINEERS	15-16
PAINTERS/WALL COVERINGS INSTALLATION	17-18
PILEDRIVERS, BRIDGE CARPENTERS & DIVERS	19-20
PIPEFITTERS (AIR CONDITIONING, REFRIGERATION, AND HEATING)	21-24
PLUMBERS	25-26
ROOFERS	27-28
SHEET METAL WORKERS	29

INDEX
RESPONSIBLE WAGES AND BENEFITS
CONSTRUCTION TYPE: HEAVY

WELDERS30

- C. NOTICE TO EMPLOYEES
- D. FAIR WAGE AFFIDAVIT
- E. LCPTRACKER - CONTRACTOR QUICK START GUIDE
- F. LCPTRACKER - ACCOUNT MERGE FORM

SUPPLEMENTAL GENERAL CONDITIONS TO BIDDERS

Bidders are advised that the provisions of § 2-11.16 *et seq.*, Code of Miami-Dade County (the "Code"), pertaining to Responsible Wages on County Construction Contracts, will apply to any contract awarded pursuant to this bid. By submitting a bid under these provisions, a bidder agrees to comply with these provisions of the Code and to acknowledge awareness of the penalties for non-compliance. A copy of the Code may be obtained from the department issuing the specifications for this bid or online at <http://www.municode.com/resources/gateway.asp?pid=10620&sid=9>.

This Supplemental General Conditions is organized with the following sections:

1. Minimum Wages and Posting of Information
2. Liability for Unpaid Wages, Liquidated Damages and Withholding
3. Payrolls Records, Reporting and Inspection of Records
4. Subcontracts
5. Complaints, Hearings and Contracts Termination and Debarment
6. Apprentices and Trainees
7. Other State and Federal Wage Laws

1. MINIMUM WAGES AND POSTING OF INFORMATION

A. Minimum Wages

All employees working on the project must be paid the combined dollar value (hourly rate and benefits) listed in the Wages and Benefits Schedule for work being performed. Payment to workers shall be made in the form of check, money order or direct deposit. Cash payments are not allowed. The rates paid shall be no less than those contained in the Wages and Benefits Schedule regardless of any contractual relationship that may exist between the contractor and the workers hired to perform under the contract. For any classification of workers, the hourly rate paid must equal the sum of the base rate and the fringe benefit rates listed for that classification in the Wages and Benefits Schedule. Paying below the base rate is not acceptable, even if the value of the fringe benefits exceeds the value of the required contribution. Paying the base wage rate or above and making payments to legitimate fringe benefits providers on behalf of workers is acceptable.

Wages and benefits listed in the Wages and Benefits Schedule will be reviewed and increased, if appropriate, once a year, on January 1st. The rates for wages and benefits to be paid for work performed under this contract and during each subsequent calendar year will be the rate in effect on January 1st of the year in which the work is performed.

B. Fringe Benefits

The contractor, or any subcontractor under the contractor, may pay the base rate to the employee plus pay contributions to employee benefit plans; or, pay the base rate plus the benefit rate in the Wages and Benefits Schedule in the form of check, money order or direct deposit, but not cash. If the value of the fringe benefits is less than the hourly amount required in the wage schedule the difference must be paid to the employee as an increase to their base pay.

Payments made to health insurance companies for hospitalization and medical costs, to dental insurance companies for dental costs, retirement plans, and life insurance companies for life insurance are fringe benefits.

Payments made irrevocably to a trustee or third party pursuant to a bona fide fringe benefit fund, plan or program for health, life, death, and dismemberment, dental, vision insurance and retirement/pension can be credited towards meeting the required wages. These payments must be made not less often than quarterly. Annual payments to a fringe benefit fund, plan or program will not be accepted.

C. More than One Classification

Workers must be paid the appropriate base rate and fringe benefits on the Wages and Benefits Schedule for the classification of work actually being performed without regard to skill. Workers performing work in more than one classification may be paid at the rate listed for each classification for the time they worked; however, the employer's payrolls must accurately show the time spent in each classification in which work is performed. This does not apply to workers performing tasks that are incidental to the trade they are working in, such as handling materials they will be installing or cleaning up the worksite after they complete their work.

D. Classification Not Listed in the Wage Schedule

If you do not find a wage classification in the Wages and Benefits Schedule that describes the work actually being done, you must contact Small Business Development. Questions concerning the comparability of worker classifications or the applicability of Davis Bacon classifications will be determined by the County.

E. Complaints by Workers

Any complaints of underpayment by the workers should be filed with:

Internal Services Department
Small Business Development Division
111 NW 1ST Street, 19TH Floor Miami, FL 33128
Telephone: (305) 375-3111 FAX: (305) 375-3160
Email: SBDMAIL@MIAMIDADE.GOV

Neither the contractor nor any subcontractor on the project may terminate an employee

performing work on the contract because of such employee's filing a complaint regarding underpayment of required wage rates.

F. Posting of Wages

The contractor and all subcontractors must permanently post the Wages and Benefits Schedule, together with a notice of the fines that may be assessed to the contractor or subcontractor, for failure to pay the required wage rates, at the site where the contract work is being performed in a prominent and accessible place where it can be easily seen by the workers. Failure to post the Wages and Benefits Schedule is a violation.

2. LIABILITY FOR UNPAID WAGES; PENALTIES; WITHHOLDING

A. Compliance by Bidders

In the event of underpayment of the required wage rates, the contractor shall be liable to the underpaid employee for such underpayment. In addition, the contractor shall pay a penalty in accordance with the requirements of the Code and section 2B below. Contractors must pay all back wages and penalties on previous contracts before being awarded or participating on a new contract.

B. Penalties

In addition to any under payment due to employees, contractors may be fined a penalty in an amount equal to twenty percent (20%) of the first underpayment; forty percent (40%) of the amount of the second underpayment; for the third and successive underpayments, a penalty in an amount equal to sixty percent (60%) of the underpayment. A fourth underpayment violation within a three (3) year period shall subject the contractor to debarment to be initiated by SBD in accordance with the debarment procedures of the County. A fourth underpayment violation shall also constitute a default of the subject contract and shall be cause for suspension or termination. If the required payments are not made within the specified period of time, the non-complying contractor and principal owners thereof shall be prohibited from bidding on or otherwise participating in County contracts for a period not to exceed three (3) years.

C. Withholding Contractor Payments

The County may stop payment of monies to the contractor necessary to pay any wages that are required, and any penalties owed by the contractor or subcontractor. The withheld monies shall be given to the employee in accordance with the provisions of Section 5, "Complaints and Hearings; Contract Termination and Debarment".

3. PAYROLL; BASIC RECORDS; REPORTING

A. Payroll Records

The contractor and all subcontractors must keep accurate written records, signed under oath as true and correct, showing payment of the required wages. These records must include the name, social security number of each worker, his or her address, correct classification, per hour rates of wages paid (including rates of contributions or costs anticipated for legitimate fringe benefits), and daily and weekly number of hours worked on this project. Contractors employing apprentices or trainees under approved programs shall keep records of the registration or apprenticeship programs, the certification of trainee programs, the registration of the apprentices and trainees, and wage rates as required by the applicable programs, in accordance with the provisions of Section 6 "Apprentices and Trainees".

B. LCPtracker

Each contractor and every low-tier subcontractor is required to submit all certified payrolls and labor compliance documentation electronically by the 10th of every month for the previous month using LCPtracker, a web-based Certified Payroll Management System (www.lcptracker.net). The system is managed by Small Business Development ("SBD"), a division of the Internal Services Department. The use of the system is **mandatory**, pursuant to Miami-Dade County Ordinance No. 18-33.

Each contractor and subcontractor on applicable contracts will be provided a username and password to access LCPtracker system. Use of the system will involve data entry of weekly payroll information including: employee name, social security number, trade classification, total hours and fractions of hours for every type of trade classification work performed on the project, and wage and benefits paid. LCPtracker's software can also interface with most payroll and accounting software programs that are capable of generating a CSV (comma delimited file). If your program does not have this capability, LCPtracker may be able to build an interface to communicate with your accounting software.

Hands-on training sessions for the LCPtracker system is available. To RSVP, please visit <https://mdcsbd.gob2g.com/events.asp> and select the training session you would like to attend.

If you are not able to attend a training class in person, there are other free training options available for contractors:

Option 1: Web-Based Training Sessions. Online and live training sessions facilitated by members of LCPtracker's Customer Support Team are offered several times per month. All you need to participate is a computer with internet access, an email address, and access to a phone.

- Go to the LCPtracker Website: www.lcptracker.net
- Enter your username/password
- Select "Book Now" on the Projects tab and register for the Online training sessions

Option 2: Computer-Based Training Courses. Pre-recorded videos can be viewed at any time by logging into the LCPtracker website (www.lcptracker.net) and following these simple steps:

- Enter your username/password
- Select the “Training Materials” link located at the top of the page
- Select Contractor Training Videos

C. Inspection of Records

The contractor or subcontractor must make these records available for inspection and copying by an authorized representative of the County and shall allow such representatives to interview employees during working hours on the job. If the contractor or subcontractor fails to submit the reports or make the records on which they are based available, the County may, after written notice to the contractor, cause the stoppage of payments. Also, failure to submit the reports upon request or make the records available may be reason for debarment. The prime contractor is responsible for the submission of the information required and for the maintenance of records and provisions of access to same by all subcontractors.

4. SUBCONTRACTS

The contractor must insert into any subcontracts the clauses set forth in paragraphs 1 through 6 of this Supplemental General Conditions and a clause reminding their subcontractors to include these paragraphs in any lower tier subcontract. The prime contractor will be responsible for compliance by all subcontractors and their lower tier subcontractors with the clauses set forth in paragraphs 1 through 6 of this Supplemental General Conditions. In the event of non-payment or underpayment of the required wages, the prime contractor shall be liable to the underpaid employees of the subcontractor for each underpayment.

5. COMPLAINTS AND HEARINGS; CONTRACT TERMINATION AND DEBARMENT

A. Complaints

Upon receipt of a written complaint or identification of a violation pertaining to an employee wage underpayment of the required overall hourly rates, the County will investigate the complaint and notify the contractor or subcontractor employing said workers of the complaint/violation. The notice shall include a brief description of the said complaint/violation, the dollar amount that the contractor or subcontractor is liable for in back wages and fines, the required corrective action(s) to be taken and the due date for payment of back wages and fines or to request a compliance meeting. Failure to comply or request a compliance meeting within the due date specified shall constitute a waiver of the contractor's or subcontractor's right to a compliance meeting, and that such waiver shall constitute an admission of the complaint/violation. The County may withhold from the contractor so much accrued payments as may be considered necessary by the Contracting Officer to pay employees of the contractor or subcontractor under

them for the performance of the contract work, the difference between the combined overall hourly wage rate and benefits required to be paid by the contractor/subcontractor to the employee on the work and the amounts received by such employee where violations have been found.

Any employee of a contractor or subcontractor who performed work on a contract subject to this section, may instead of adhering to the County administrative procedure, but not in addition to such procedure, bring an action by filing suit against the contractor or subcontractor in any court of competent jurisdiction to enforce these provisions and may be awarded back pay, benefits, attorney's fees, costs. The applicable statute of limitations of such a claim will be two (2) years as provided in Section 95.11(4)(c), Florida Statutes, in an action for payment of wages. The court may also impose sanctions on the employer, including those persons or entities aiding or abetting the employer, to include wage restitution to the affected employee and damages payable to the covered employee in the sum of up to five hundred dollars (\$500.00) for each week each employer is found to have violated these provisions.

B. Hearings

A contractor or subcontractor has the right to an administrative hearing to appeal a determination of non-compliance within (30) days of the notice. To request a hearing the contractor or subcontractor must file a written request along with a \$250.00 non-refundable filing fee with the County Mayor or his or her designee. Upon timely receipt of a request for an administrative hearing request, the County Mayor shall appoint a hearing officer and fix a time for an administrative hearing thereon. A notice of hearing (together with a copy of SBD's determination of non-compliance) shall be served upon the contractor (or subcontractor). Upon completion of the hearing, the hearing officer shall submit proposed written findings and recommendations to the County Mayor within a reasonable time. The County Mayor or designee will review the findings and recommendations of the Hearing Officer and decide to accept or reject the recommendations of the Administrative Hearing Officer either with or without modifications.

C. Penalties

If the County Mayor or designee determines that the contractor or subcontractor substantially or repeatedly failed to comply, the non-complying contractor or subcontractor and the principal owners thereof shall be prohibited from bidding or otherwise participating in County contracts for the construction, alteration and/or repair, including painting or decorating, of public buildings or public works for a period of three years. The County Mayor or designee may order the withheld amount equal to any underpayment remitted to the employee. In addition, the County Mayor or designee may order payment of a penalty to the County. If the required payment is not made

within a reasonable period, the County Mayor or designee may order debarment as described above.

A breach of the clauses contained in this Supplemental General Conditions shall be deemed a breach of this contract and may be grounds for termination of the contract, and for debarment.

6. APPRENTICES AND TRAINEES

A. Apprentices

Apprentices will be permitted to work at less than the rate listed in the Wages and Benefits Schedule for the work they perform when they are employed pursuant to and individually registered in a legitimate apprenticeship program registered with the U. S. Department of Labor, Employment and Training Administration, Bureau of Apprenticeship and Training, or with a state apprenticeship agency recognized by the Bureau, or if a person is employed in his or her first 90 days probationary employment who is not individually registered in the program, but who has been certified by the Bureau of Apprenticeship and Training or a state apprenticeship agency (where appropriate) to be eligible for probationary employment as an apprentice. All apprentices participating on a project must approved in LCPtracker by SBD. LCPtracker will not allow a contractor to enter an apprentice on its certified payrolls until SBD has received and approved the Apprenticeship Certification, which is only valid for 90 days after issuance. To obtain SBD's approval, the Program Sponsor must submit the Apprenticeship Certification to:

**Internal Services Department
Small Business Development Division
111 NW 1ST Street, 19TH Floor Miami, FL 33128
Telephone: (305) 375-3111 FAX: (305) 375-3160
Email: SBDMAIL@MIAMIDADE.GOV**

Any worker listed as an apprentice on a payroll at an apprentice wage rate, who is not registered or otherwise employed as stated above, must be paid not less than the wage on the Wages and Benefits Schedule for the classification of work actually performed.

B. Apprentice Ratio

The number of apprentices shall not be greater than the ratio listed in the Wages and Benefits Schedule. If the number of apprentices working on the project, is greater than the ratio permitted, the apprentices must be paid the wage rate on the Wages and Benefits Schedule for the work performed. Where a contractor is performing construction on a project in a locality other than that in which its program is registered, the ratios and wage rates (expressed in the percentages of the journeyman's hourly rate) specified in the contractor's or subcontractor's registered program shall be

observed. Every apprentice must be paid at least the rate specified in the registered program for the apprentice's level of progress, expressed as a percentage of the journeyman hourly rate specified in the applicable schedule.

C. Apprentice Fringe Benefits

Apprentices shall be paid fringe benefits in accordance with the provisions of the apprenticeship program. If the apprenticeship program does not specify fringe benefits, apprentices must be paid the full amount of fringe benefits listed on the wage determination for the applicable apprentice classification; fringe benefits shall be paid in accordance with that determination. In the event the Bureau of Apprenticeship and Training, or a state apprenticeship agency recognized by the Bureau, withdraws approval of an apprenticeship program, the contractor will no longer be permitted to utilize apprentices at less than the applicable predetermined rate for the work performed until an acceptable program is provided.

D. Trainees

The rules for trainees are similar to those of apprentices. Except as provided in 29 C.F.R. § 5.16, trainees cannot work for less than the predetermined rate listed in the Wages and Benefits Schedule unless they are registered in a program certified by the U. S. Department of Labor, Employment and Training Administration. The ratio of trainees to journeymen on the job site must not be greater than permitted under the plan approved by the Employment and Training Administration.

Every trainee must be paid at not less than the rate specified in the approved program for the trainee's level of progress, expressed as a percentage of the journeymen hourly rate specified in the applicable wage determination. Trainees must be paid fringe benefits in accordance with the Trainee Program. If the Trainee Program does not specify fringe benefits, trainees shall be paid the full amount of fringe benefits listed on the wage determination unless the administrator of the wage and hour division determines that the rate is an apprenticeship program associated with the corresponding journeyman wage rate on the wage determination, which provides for less than the full fringe benefits for apprentices.

E. Summary of Apprentices and Trainees

Any worker who is not registered in a training plan approved by the Employment and Training Administration must be paid not less than the wage rate on the Wages and Benefits Schedule for the work actually performed without regard to skill. In addition, if the number of apprentices and trainees are in excess of the ratio permitted under the registered program, then the wages that must be paid are those listed on the Wages and Benefits Schedule for the work actually performed by the apprentices or trainees. If the Employment and Training Administration cancels approval of an apprenticeship or training program, the contractor will no longer be permitted to pay the trainee or apprenticeship rate.

7. OTHER STATE AND FEDERAL WAGE LAWS

All Miami-Dade County contracts require contractors to comply with all applicable state and federal wage laws including payment of overtime. To obtain information regarding these laws, please visit the U.S. Department of Labor Wage and Hours Division at www.dol.gov/whd.

MIAMI-DADE COUNTY
§2-11.16 CODE OF MIAMI-DADE COUNTY
RESPONSIBLE WAGES AND BENEFITS SCHEDULE
2022

"HEAVY CONSTRUCTION"

TRADE/WORK LEVEL CLASSIFICATION	PER HOUR WAGE RATE	PER HOUR HEALTH BENEFIT (1)	PER HOUR PENSION BENEFIT	COMBINED DOLLAR VALUE
------------------------------------	-----------------------	-----------------------------------	--------------------------------	-----------------------------

BRICKLAYERS

Cement Mason	\$ 25.50	\$ 5.25	\$ 2.15	\$ 32.90
--------------	----------	---------	---------	-----------------

(1) Per hour health benefit includes hospitalization, medical, life, vision and dental insurance.

NOTE: Apprentices will be permitted to work at these rates when they are employed pursuant to and individually registered in a legitimate apprenticeship program registered with the U. S. Department of Labor, Employment and Training Administration, Bureau of Apprenticeship and Training, or with a state apprenticeship agency recognized by the Bureau. In Florida this agency is the Florida Department of Education, Division of Career and Adult Education, Apprenticeship Section - <http://www.fldoe.org/workforce/apprenticeship>. Please see page 6 of the Supplemental General Conditions for more information.

Apprentices:

1st 6 month period	\$ 16.58	\$ 5.25	\$ 2.15	\$ 23.98
2nd 6 month period	\$ 17.85	\$ 5.25	\$ 2.15	\$ 25.25
3rd 6 month period	\$ 19.13	\$ 5.25	\$ 2.15	\$ 26.53
4th 6 month period	\$ 20.40	\$ 5.25	\$ 2.15	\$ 27.80
5th 6 month period	\$ 21.68	\$ 5.25	\$ 2.15	\$ 29.08
6th 6 month period	\$ 22.95	\$ 5.25	\$ 2.15	\$ 30.35

Apprentice Ratio: There shall be one (1) apprentice for every three (3) journeymen.

Scope of work under this trade includes but is not limited to: all forms of masonry construction, including all brick, stone, concrete block, marble, cement, plaster, mosaic, tile, terrazzo, terra cotta. The complete installation of all forms of masonry panels including the on-site fabrication, all integral elements of masonry construction and all forms of substitute masonry materials or buildign systems thereto utilized.

MIAMI-DADE COUNTY
§2-11.16 CODE OF MIAMI-DADE COUNTY
RESPONSIBLE WAGES AND BENEFITS SCHEDULE
2022

"HEAVY CONSTRUCTION"

TRADE/WORK LEVEL CLASSIFICATION	PER HOUR WAGE RATE	PER HOUR HEALTH BENEFIT (1)	PER HOUR PENSION BENEFIT	COMBINED DOLLAR VALUE
--	-------------------------------	--	---	--------------------------------------

CARPENTERS

Carpenters	\$ 25.15	\$ 5.00	\$ 6.40	\$ 36.55
Foreman (5 or more workers)	\$ 27.16	\$ 5.00	\$ 6.40	\$ 38.56
Foreman (12 or more workers)	\$ 28.16	\$ 5.00	\$ 6.40	\$ 39.56
General Foreman (2 or more Foreman)	\$ 29.17	\$ 5.00	\$ 6.40	\$ 40.57

Apprentices:

NOTE: Apprentices will be permitted to work at these rates when they are employed pursuant to and individually registered in a legitimate apprenticeship program registered with the U. S. Department of Labor, Employment and Training Administration, Bureau of Apprenticeship and Training, or with a state apprenticeship agency recognized by the Bureau. In Florida this agency is the Florida Department of Education, Division of Career and Adult Education, Apprenticeship Section - <http://www.fldoe.org/workforce/apprenticeship>. Please see page 6 of the Supplemental General Conditions for more information.

1st 6 month period	\$ 15.59	\$ 5.00	\$ 6.40	\$ 26.99
2nd 6 month period	\$ 16.85	\$ 5.00	\$ 6.40	\$ 28.25
3rd 6 month period	\$ 18.10	\$ 5.00	\$ 6.40	\$ 29.50
4th 6 month period	\$ 19.37	\$ 5.00	\$ 6.40	\$ 30.77
5th 6 month period	\$ 20.62	\$ 5.00	\$ 6.40	\$ 32.02
6th 6 month period	\$ 21.88	\$ 5.00	\$ 6.40	\$ 33.28
7th 6 month period	\$ 23.13	\$ 5.00	\$ 6.40	\$ 34.53
8th 6 month period	\$ 24.39	\$ 5.00	\$ 6.40	\$ 35.79

(1) Per hour health benefit includes hospitalization, medical, life, vision and dental insurance.

Acoustic Ceilings

The unloading, distribution and installation of all materials and component parts of all types of acoustic ceilings and plenums, regardless of their material composition or method of manner of their installation, attachment or connection, including, but not limited to the following items: all hangers, carrying channels, cross furring, stiffeners, braces, all bars regardless of materials or methods of attachment, all integrated gypsum wall board ceiling heat panels, fill, all main tees, cross tees, splines, splays, wall and ceiling angles or moldings, all backing board and all finish ceiling materials regardless of method of installation excepting acoustic plaster.

Doors

The unloading, distribution and installation of all prefinished wooden doors, hollow metal doors, overhead or mechanical doors, whether steel, aluminum or plastic and all supporting systems. Install all hollow metal jambs and hardware on doors whether they be interior or exterior.

Floor Covering

Carpeting including all measuring, lay-outs, remaking, cutting, fitting, sewing, binding, sizing, laying, stretching, repairing and installation, either by hand or power machine. The installation of resilient flooring to include the laying of all cork, linoleum, asphalt, mastic, plastic, rubber tile, whether nailed or laid in with Lino paste, glue, mastic or substitute materials. All wood flooring, whether nailed or laid in mastic. All necessary preparatory work including the scraping, filling of holes, nailing, lay of paper or other underlayments. The sanding or refinishing of all wood floors either by hand or power machine.

**MIAMI-DADE COUNTY
§2-11.16 CODE OF MIAMI-DADE COUNTY
RESPONSIBLE WAGES AND BENEFITS SCHEDULE
2022**

"HEAVY CONSTRUCTION"

TRADE/WORK LEVEL CLASSIFICATION	PER HOUR WAGE RATE	PER HOUR HEALTH BENEFIT (1)	PER HOUR PENSION BENEFIT	COMBINED DOLLAR VALUE
--	-------------------------------	--	---	--------------------------------------

CARPENTERS, Continued

Forms

The fabrication and re-fabrication of all forms and dismantling of forms when they are to be reused. This includes removable corrugated metal forming systems and all other patented forming systems. When power rigging is used in the setting or dismantling of forms, and the necessary false work, all handling, rigging and signaling. The setting, leveling and aligning of all templates for anchor bolts for structural members, machinery, and the placing, leveling, bracing, burning and welding for all bolts. The installation of embedded materials where attached to forms and/or embedded materials for machinery. Framing in connection with the setting of bulkhead; fabrication of screeds and stakes for floors and form for articles. The handling of lumber, fabricated forms and form hardware installed by carpenters. The building and moving of all scaffolding for runways and staging. The cutting or framing of openings for piles, conduit, ducts, when they pass through floors, partitions or forms. All rigging, setting, aligning and hand signaling when setting up pre-cast units.

Furniture

The loading, unloading, handling, dismantling, distribution, erection, stockpiling, refurbishing, and installation of all modular and systems office furniture and all components parts, new and refurbished.

Lathing

The prefabricating, erecting, construction, furring, making and erecting of brackets, clips and hangers, wood, wire and metal lath to which plaster-type materials are applied; corner beads, arches erected for the purpose of holding plaster or cement.

The rigging, erecting, staying and fastening in any manner of all pre-cast aggregate panels of all types. All carrying bars, purlins and furring, regardless of size; light iron and metal furring of all descriptions for the receipt of metal lath, rock lath and all light iron when studs are to receive metal lath or rock lath for the application of plaster; and all other light iron furring erected to receive lath and plaster. The nailing, typing and fastening of all wire and metallic lath such as wire cloth, wire mesh, expanded metal lath, hyrib and flat expanded metal lath and wire of all descriptions as well as the placing of all hangers to support suspended ceilings or any of the above types of light iron and metal furring which receive lath and plaster; the placing of all types of floor lath, such as hyrib lath, paperback steeltex floor lath, Penn metal rib, etc. The tying, nailing, clipping or fastening, mechanical or otherwise, of all types of lath regardless of size, such as wood lath, plasterboard, button board, flaxilinum board, bishopric, celetex, gypsum lath, foam and Styrofoam, rock lath or any and all other types of material erected to receive or hold plaster. The erection of all metal plastering accessories such as metal corner beads and other plastering accessories which are covered and/or serve as a ground of screed for plaster.

Material Procedures

The unloading, handling and erection and power rigging in connection with laminated wood arches, trusses and decks. All power rigging and signaling of Carpenters' materials. The operation and maintenance of small air compressors generators, electric or gasoline power motors for the operation of woodworking machinery. The unloading, handling and distribution of materials erected and installed. by carpenters. All prefabricated, manufactured and finished materials regardless of packing, shall be unloaded distributed and installed by the Carpenters. This shall include, but not be limited to all forms, templates, bolt, cabinets and all materials normally installed by Carpenters. Underpinning, lagging, bracing, propping and shoring, raising and moving of all building structures of parts thereof by the use of jack, power rigging or other methods shall be the work. This includes the unloading and setting of modular units and all work related thereto. The assembly and erection of pole and pre-engineered buildings.

MIAMI-DADE COUNTY
§2-11.16 CODE OF MIAMI-DADE COUNTY
RESPONSIBLE WAGES AND BENEFITS SCHEDULE
2022

"HEAVY CONSTRUCTION"

TRADE/WORK LEVEL CLASSIFICATION	PER HOUR WAGE RATE	PER HOUR HEALTH BENEFIT (1)	PER HOUR PENSION BENEFIT	COMBINED DOLLAR VALUE
--	-------------------------------	--	---	--------------------------------------

CARPENTERS, Continued

Railing

The installation of all construction of temporary guardrails, barricades and /or safety devices. The unloading, handling, distribution, installation and backing necessary for all aluminum, vinyl, plastic or wood handrails and guardrails.

Scaffolding

The installation of all construction of temporary guardrails, barricades and /or safety devices. The unloading, handling, distribution, installation and backing necessary for all aluminum, vinyl, plastic or wood handrails and guardrails.

Sink Tops and Cabinets

The unloading, distribution and installation of all sink tops, cabinets, hoods base and wall units.

Weather and Spray Protection

The fabrication, erection and removal of frames, enclosures of buildings or scaffoldings, the draping of tarps, visqueen or similar coverings when secured by wire, nailing, bolting or clamps. The handling and setting up of all temporary enclosures.

Windows, Walls and Partitions

The installation, erection and/or application of all material component parts of wall and partitions regardless of all materials composition or method or manner of their installation, attachment of connection, including but not limited to the following items: All floor and ceiling runners, studs, stiffeners, cross bracings, Te-Blocking, resilient channels, furring channels, doors and windows including frames, casing, molding, base, accessory trim items, gypsum drywall materials, the making and installing of all backing for fixtures and welding of studs or other fasteners to receive materials being applied; laminated gypsum systems backing board, finish board, fireproofing of beams and columns, fireproofing of chase, sound and thermal installation materials, fixture attachments including all layout work, preparation of all openings for lighting, air vents or other purposes, all toilet partitions and insulated translucent wall and ceiling systems, and all other necessary or related work.

The erection of exterior metal studs and the installation windows metal or wood and those attached to metal studs.

The installation of rockwool, cork, fiberglass, tectum, Styrofoam and other insulation material used form sound of weatherproofing, the renewal for caulking and replacing of staff bead, brick mold and all Oakum, caulking, substitutes and all other caulking in connection there with, and the installation of chalkboards, cork and tack boards.

MIAMI-DADE COUNTY
§2-11.16 CODE OF MIAMI-DADE COUNTY
RESPONSIBLE WAGES AND BENEFITS SCHEDULE
2022

"HEAVY CONSTRUCTION"

TRADE/WORK LEVEL CLASSIFICATION	PER HOUR WAGE RATE	PER HOUR HEALTH BENEFIT (1)	PER HOUR PENSION BENEFIT	COMBINED DOLLAR VALUE
--	-------------------------------	--	---	--------------------------------------

ELECTRICAL WORKERS

Electrician - Wiremen	\$ 37.61	\$ 5.95	\$ 5.64	\$ 49.20
Electrician - Cable Splicer	\$ 38.11	\$ 5.95	\$ 5.72	\$ 49.78
Welder	\$ 38.11	\$ 5.95	\$ 5.72	\$ 49.78
Foremen - Required on any job where 3-9 electricians are employed, one shall be designated foreman. One (1) additional electrician shall be designated foreman if there are 10-14 electricians, and one (1) additional for 15-21 electricians.	\$ 41.37	\$ 5.95	\$ 6.21	\$ 53.53
General Foremen (22 or more Electricians)	\$ 45.13	\$ 5.95	\$ 6.77	\$ 57.85

Per Hour Premiums:

\$1.00 per hour to the per hour wage rate for electricians working in hazardous locations, above or below ground in high places such as silos, hangers, beacon lights, or other similar structures where a free fall of 30 feet or more is possible.

Apprentices:

NOTE: Apprentices will be permitted to work at these rates when they are employed pursuant to and individually registered in a legitimate apprenticeship program registered with the U. S. Department of Labor, Employment and Training Administration, Bureau of Apprenticeship and Training, or with a state apprenticeship agency recognized by the Bureau. In Florida this agency is the Florida Department of Education, Division of Career and Adult Education, Apprenticeship Section - <http://www.fldoe.org/workforce/apprenticeship>. Please see pages 7-8 of the Supplemental General Conditions for more information.

1st Year	\$ 18.68	\$ 4.47	\$ 0.56	\$ 23.71
2nd Year	\$ 19.74	\$ 4.47	\$ 2.96	\$ 27.17
3rd Year	\$ 21.86	\$ 4.47	\$ 3.28	\$ 29.61
4th Year	\$ 23.97	\$ 4.47	\$ 3.60	\$ 32.04
5th Year	\$ 28.21	\$ 4.47	\$ 4.23	\$ 36.91

APPRENTICE RATIO: Two (2) Apprentices to (1-3) Wiremen, four (4) Apprentices to (4 to 6) Wiremen, six (6) Apprentices to (7 to 9) Wiremen

(1) Per hour health benefit includes hospitalization, medical, life vision and dental insurance.

Scope of work under this trade includes but is not be limited to: installation, inspection, operation, maintenance, service, repair, testing or retrofit of all energized and de-energized electrical power and communications conductors, electrical materials, electrical devices and electrical power distribution equipment, or a part of there which generates, transmits, transforms or utilize electrical energy in any form AC or DC voltages for heat, light or power used in the construction, alteration, temporary power, maintenance, service and repair of public and private premises including building, floating buildings, structures, bridges, street, highway and tunnel work including all signaling, shafts, dams or levees, river and harbor work, airports, mobile homes, recreational vehicles, yards, lots, parking lots, carnivals, tradeshow, events and industrial substations, The installations of electrical conductors and electrical distribution equipment that connect to the supply of electricity, installations used by an electric utility that are not an integral part of a generating plant, substation or control center and all electrical raceways of whatever form for electrical and communications conductors and fiber optics.

MIAMI-DADE COUNTY
§2-11.16 CODE OF MIAMI-DADE COUNTY
RESPONSIBLE WAGES AND BENEFITS SCHEDULE
2022

"HEAVY CONSTRUCTION"

TRADE/WORK LEVEL CLASSIFICATION	PER HOUR WAGE RATE	PER HOUR HEALTH BENEFIT (1)	PER HOUR PENSION BENEFIT	COMBINED DOLLAR VALUE
--	-------------------------------	--	---	--------------------------------------

ELECTRICAL WORKERS, Continued

As related to an electrical system in its entirety, the chasing, channeling, opening and closing of places above and below ground, placement, installation or temporary installation, erection, inspection, operation, welding, maintenance, service, repair, testing or connection of any electrical conductors, electrical lighting fixtures, appliances, instrumentation apparatus, raceway systems, conduit systems , pipe systems, underground systems, cable tray systems, grounding, bonding systems, lightening protection systems, power-generating green technology systems or other systems of renewable energy including but not limited to photovoltaic, solar, wind turbine, hydro-generation, geothermal or tidal systems, electric vehicle technology, electrical power conductors and communications conductors for energy management systems, electrical power conductors and communications conductors for building automation systems, railroad, signalman, maintainer and railroad communication, nuclear, or the erection, alteration, repair, modification, splicing, termination of electric transmission lines on private property, structured cabling systems for transmission of voice, data, video, notification, warning systems, smoke and fire alarm systems, other life safe safety and security systems and appurtenances.

The installation of electrical lighting, heating and power equipment, fiber optics, and the installation and connecting of all electronic equipment, including computing machines and devices, monitoring of radiation hazards where such monitoring work is not preempted or performed by an electrical utility, the installation of all temporary power and light wiring, high-voltage cable splicing and terminations, breaker testing and the commission and decommission of electrical control systems. Clean, service, repair, replace, operate and adjust high and low voltage switchgear; transformers, conductors, connectors, breakers, fuses and buses. Operations, maintenance and repair of high voltage electrical power connections, circuit protection devices and associated switchgear. Pre-fabricated parts and materials shall be unloaded, distributed and installed by employees covered under this trade and working for the electrical contractor. There are no restrictions on an employers utilization of pre-fabricated or pre-assembled parts, fixtures or other materials when obtained from a third party supplier, except as set forth above.

MIAMI-DADE COUNTY
§2-11.16 CODE OF MIAMI-DADE COUNTY
RESPONSIBLE WAGES AND BENEFITS SCHEDULE
2022

"HEAVY CONSTRUCTION"

TRADE/WORK LEVEL CLASSIFICATION	PER HOUR WAGE RATE	PER HOUR HEALTH BENEFIT (1)	PER HOUR PENSION BENEFIT	COMBINED DOLLAR VALUE
------------------------------------	-----------------------	-----------------------------------	--------------------------------	-----------------------------

ELECTRICAL WORKERS (ELECTRIC SIGN)

Electrician - Wireman	\$ 37.61	\$ 5.95	\$ 5.64	\$ 49.20
Foreman - Required on any job where ten (10) Electricians are employed, one shall be designated foreman.	\$ 41.37	\$ 5.95	\$ 6.21	\$ 53.53

Per Hour Premiums:

\$2.00 per hour to the per hour wage rate for Electrician working in high places, seventy-five feet (75') above the ground floor except safety-guarded swing stage, walkways, or 2 man remote baskets.

Apprentices:

NOTE: Apprentices will be permitted to work at these rates when they are employed pursuant to and individually registered in a legitimate apprenticeship program registered with the U. S. Department of Labor, Employment and Training Administration, Bureau of Apprenticeship and Training, or with a state apprenticeship agency recognized by the Bureau. In Florida this agency is the Florida Department of Education, Division of Career and Adult Education, Apprenticeship Section - <http://www.fldoe.org/workforce/apprenticeship>. Please see pages 7-8 of the Supplemental General Conditions for more information.

1st Year	\$ 18.68	\$ 4.47	\$ 0.56	\$ 23.71
2nd Year	\$ 19.74	\$ 4.47	\$ 2.96	\$ 27.17
3rd Year	\$ 21.86	\$ 4.47	\$ 3.28	\$ 29.61
4th Year	\$ 23.97	\$ 4.47	\$ 3.60	\$ 32.04
5th Year	\$ 28.21	\$ 4.47	\$ 4.23	\$ 36.91

APPRENTICE RATIO: Two (2) Apprentices to (1-3) Wiremen, four (4) Apprentices to (4 to 6) Wiremen, six (6) Apprentices to (7 to 9) Wiremen

(1) Per hour health benefit includes hospitalization, medical, life vision and dental insurance.

Scope of work under this trade includes but is not be limited to: the installation, alteration, dismantling or removing of all illuminated signs, non illuminated signs or displays, whether luminous tube, light emitting diodes, receptacle, plastic, reflector type, plaques and panels. The installation of all interior neo tubing and light emitting diodes for lighting or decorating all secondary conduit work, flashers, timers or other auxiliary equipment, also the steel structures for the support of signs or displays. In the event of billboards or displays not served from an existing building or group of buildings and which in itself is an individual entity, having its own service and meter, all such service conduit meter and secondary conduit. Also covered is the service, maintenance and patrolling of all electrical equipment on signs, displays, and tube lighting after they have been erected and in operation.

MIAMI-DADE COUNTY
§2-11.16 CODE OF MIAMI-DADE COUNTY
RESPONSIBLE WAGES AND BENEFITS SCHEDULE
2022

"HEAVY CONSTRUCTION"

TRADE/WORK LEVEL CLASSIFICATION	PER HOUR WAGE RATE	PER HOUR HEALTH BENEFIT (1)	PER HOUR PENSION BENEFIT	COMBINED DOLLAR VALUE
--	-------------------------------	--	---	--------------------------------------

INSULATORS & ASBESTOS WORKERS

Insulators or Asbestos Workers	\$ 22.55	\$ 8.57	\$ 6.90	\$ 38.02
Foreman (1 to 4 workers)	\$ 23.05	\$ 8.57	\$ 6.90	\$ 38.52
Foreman (5 or more workers)	\$ 23.30	\$ 8.57	\$ 6.90	\$ 38.77
General Foreman (15 or more workers)	\$ 24.05	\$ 8.57	\$ 6.90	\$ 39.52

Per Hour Premiums:

\$0.25 for time spent in or on a boatswain chair or swinging scaffold, suspended by cable or ropes.

Employees required on industrial work, to work on a boatswain chair or swinging scaffold suspended by cable or ropes will be paid 5% above the Insulator or Asbestos workers wage rate.

On light Industrial work, a Foreman are required for eight (8) workers at a rate of 10% over the Insulators /Asbestos Workers rate. General Foreman will be required when there are one (1) Foreman or more at 15% over the Insulators/Asbestos Workers rate.

Apprentices:

NOTE: Apprentices will be permitted to work at these rates when they are employed pursuant to and individually registered in a legitimate apprenticeship program registered with the U. S. Department of Labor, Employment and Training Administration, Bureau of Apprenticeship and Training, or with a state apprenticeship agency recognized by the Bureau. In Florida this agency is the Florida Department of Education, Division of Career and Adult Education, Apprenticeship Section - <http://www.fldoe.org/workforce/apprenticeship>. Please see pages 7-8 of the Supplemental General Conditions for more information.

1st Year	\$ 14.21	\$ 8.57	\$ 6.90	\$ 29.68
2nd Year	\$ 15.79	\$ 8.57	\$ 6.90	\$ 31.26
3rd Year	\$ 18.04	\$ 8.57	\$ 6.90	\$ 33.51
4th Year	\$ 20.30	\$ 8.57	\$ 6.90	\$ 35.77

APPRENTICE RATIO: One (1) Apprentice to two (2) Insulators or Asbestos Workers. A one (1) to one (1) ratio is permitted on overtime hours on job sites requiring the work of only two (2) men. For duct work jobs three (3) Apprentices to (1) Insulator or Asbestos Worker

(1) Per hour health benefit includes hospitalization, medical, life, vision and dental insurance.

Scope of work under this trade includes but is not be limited to: the preparation, fabrication, application, alteration, erection, assembling molding, spraying, pouring, mixing, hanging, adjusting, repairing, dismantling, reconditioning, maintenance, finishing and/or weatherproofing of cold or hot thermal, insulation with such materials as may be specified when these materials are to be installed for thermal, fireproofing and acoustical purposes in voids, or to create voids, or on either piping, fittings, valves, boilers, ducts, flues, tanks, vats equipment, or on any cold or hot surfaces for the purpose of thermal control. Exclude is the manufacture or pipe covering and/or fittings in one piece halves or the facing of flexible blanket duct insulation.

Preparation and application of all exterior material, excluding factory applied for the purpose of weatherproofing or protection, etc. This is also to include all labor connected with the handling and distribution of thermal insulation materials on the job premises and all other such work for the purpose of thermal control. All exterior material, excluding factory applied for the purpose of weatherproofing or protection, etc., shall be prepared and applied by the Asbestos Workers. This is also to include all labor connected with the handling and distribution of thermal insulation materials on the job premises.

MIAMI-DADE COUNTY
§2-11.16 CODE OF MIAMI-DADE COUNTY
RESPONSIBLE WAGES AND BENEFITS SCHEDULE
2022

"HEAVY CONSTRUCTION"

TRADE/WORK LEVEL CLASSIFICATION	PER HOUR WAGE RATE	PER HOUR HEALTH BENEFIT (1)	PER HOUR PENSION BENEFIT	COMBINED DOLLAR VALUE
--	-------------------------------	--	---	--------------------------------------

INSULATORS & ASBESTOS WORKERS, Continued

It shall also includes firestopping or fireproofing technicians, & apprentices engaged in the manufacture, fabrication, assembling, molding, handling, erection, spraying, pouring, mixing, hanging, preparation, application, adjusting, alteration, repairing, dismantling, reconditioning, testing, and maintenance of the following, when applied by machine or other application methods of all firestopping materials including, but not limited to: intumescent firestop sealant, intumescent firestop blocks, elastomeric firestop sealant, self-leveling firestop sealant, trowel able firestop compound, firestop collars, composite sheets, putty pads, fire containment pillows, wrap strips, putty sticks, firestop mortar, firestop mastic, refractory ceramic fiber blanket for kitchen exhaust and fire rated duct systems, or other materials used in connection with labor, and to include other fire protection materials such as boots and cable coatings which are connected with the handling or distribution of the above insulating materials, or the repair and maintenance of all equipment, on job premises.

The types of work shall include but not be limited to: top of wall, curtain wall, fire rated wall penetrations, grease ducts, stairwell pressurization systems, beam, column, and deck fireproofing, application of materials or devices within or around penetrations and openings in all rated wall or floor assemblies in order to prevent the passage of fire, smoke, or other gases. The application include all components involved in creating the rated barrier at perimeter slab edges and cavities, the head of gypsum board or concrete walls, joints between rated wall or floor components, and sealing of penetrating items and blank openings.

The unloading and distribution on the job site of all insulation material and related material and equipment, the assembling, dismantling of scaffolding and clean up when necessary.

**MIAMI-DADE COUNTY
§2-11.16 CODE OF MIAMI-DADE COUNTY
RESPONSIBLE WAGES AND BENEFITS SCHEDULE
2022**

"HEAVY CONSTRUCTION"

TRADE/WORK LEVEL CLASSIFICATION	PER HOUR WAGE RATE	PER HOUR HEALTH BENEFIT (1)	PER HOUR PENSION BENEFIT	COMBINED DOLLAR VALUE
--	-------------------------------	--	---	--------------------------------------

IRONWORKERS

Ironworkers	\$ 26.00	\$ 5.75	\$ 6.07	\$ 37.82
Foreman *	\$ 28.60	\$ 5.75	\$ 6.07	\$ 40.42
General Foreman *	\$ 31.20	\$ 5.75	\$ 6.07	\$ 43.02

* A foreman is required when two (2) or more Ironworkers are employed by one employer, one shall be a foreman. When a crew exceeds twelve (12) or more, another foreman is required. A general foreman is required if three (3) or more Ironworker Foreman are employed on a job.

Per Hour Premiums:

Diving Pay add \$40.00 rental plus \$5.00 to the Ironworker's wage rate.

Apprentices:

NOTE: Apprentices will be permitted to work at these rates when they are employed pursuant to and individually registered in a legitimate apprenticeship program registered with the U. S. Department of Labor, Employment and Training Administration, Bureau of Apprenticeship and Training, or with a state apprenticeship agency recognized by the Bureau. In Florida this agency is the Florida Department of Education, Division of Career and Adult Education, Apprenticeship Section - <http://www.fldoe.org/workforce/apprenticeship>. Please see pages 7-8 of the Supplemental General Conditions for more information.

1st 6 months - 800 Hours	\$ 13.00	\$ 5.75	\$ -	\$ 18.75
2nd 6 months - 800 Hours	\$ 14.30	\$ 5.75	\$ -	\$ 20.05
3rd 6 months - 800 Hours	\$ 15.60	\$ 5.75	\$ -	\$ 21.35
4th 6 months - 800 Hours	\$ 16.90	\$ 5.75	\$ -	\$ 22.65
5th 6 months - 800 Hours	\$ 18.20	\$ 5.75	\$ -	\$ 23.95
6th 6 months - 800 Hours	\$ 19.50	\$ 5.75	\$ -	\$ 25.25
7th 6 months - 800 Hours	\$ 20.80	\$ 5.75	\$ -	\$ 26.55
8th 6 months - 800 Hours	\$ 22.10	\$ 5.75	\$ -	\$ 27.85

APPRENTICE RATIO: One (1) Apprentice to four (4) Ironworkers. Ornamental work one (1) Apprentice to two (2) Ironworkers

(1) Per hour health benefit includes hospitalization, medical, life, vision and dental insurance.

Scope of work includes but is not limited to: erection and installation of all bridges, structural, ornamental, reinforcing, and reinforcing ironwork; which includes but is not limited to the following: reinforcing steel (rebar), post tensioning (cables), structural steel and iron, miscellaneous steel and iron, stairs – joist – decking, curtains and window walls, storefronts – windows, metal doors (manual and electric), glass doors (manual and electric) glass slider doors, screens – fences, tilt walls – precast – stone, space frames – skylights, pre-engineered metal buildings, cladding covers (all types), column covers (all types), towers – cranes – hoists, standing seam metal roofs, handrails – rails (all types), rigging – welding, conveyors – erectors and maintenance, glazing – caulking – sealants and louvers- fixed.

MIAMI-DADE COUNTY
§2-11.16 CODE OF MIAMI-DADE COUNTY
RESPONSIBLE WAGES AND BENEFITS SCHEDULE
2022

"HEAVY CONSTRUCTION"

TRADE/WORK LEVEL CLASSIFICATION	PER HOUR WAGE RATE	PER HOUR HEALTH BENEFIT (1)	PER HOUR PENSION BENEFIT	COMBINED DOLLAR VALUE
------------------------------------	-----------------------	-----------------------------------	--------------------------------	-----------------------------

This classification cannot be used for unskilled employees performing work in other trades OR for employees in other trades that handle their own materials and/or must clean up after their work is performed. Employees must be paid in accordance with the type of work being performed without regard to skill.

LABORERS

Laborer	\$ 17.70	\$ 4.10	\$ 2.98	\$ 24.78
---------	----------	---------	---------	-----------------

Per Hour Premiums:

Laborer Foreman (4 -14 laborers) - **\$1.50** per hour on top of the highest paid laborers

General Foreman (15 or more laborers) - **\$2.50** per hour on top of the highest paid laborers

\$1.50 - Mason and Plaster Tenders, Concrete Placement-Patch men, and Finisher Tenders, Scaffold Builders, Strippers and Wreckers (Demolition), Electric and Air-Hammers, Concrete Grinders, Saws, Coring Machines, Nozzle and Hopper & Mixers, Cutting Torch, Hydro-Blasting (Pressure Washing), Chain Saw.

\$3.00 - Sidewalks and curb and gutter form builders and setters, Plaster and Concrete Finish and Repair, Loader, Lulls, Forklifts and Bobcats, Water Sewer and Storm Drain Pipe layers, Asbestos Removal, Hazardous Waste, and Lead Removal, Remediation and Handling.

Contracts for the inspection of sewer lines for leakage and damage through the use of Closed Circuit T.V. inspections and the simultaneous sealing of leaks or other damage in the lines as the machine inspects the sewer line is covered under the Responsible Wages and Benefits. Contracts for inspection only are not covered. Workers performing on a Closed Circuit T. V. crew should be classified and paid as laborer. The CCTV Operator should receive the \$3.00 per hour supplement for Water Sewer & Storm Drain Pipelayers. The rate for the Vector Trucks Operator is listed under the Operating Engineers Wage Schedule.

Apprentices:

NOTE: Apprentices will be permitted to work at these rates when they are employed pursuant to and individually registered in a legitimate apprenticeship program registered with the U. S. Department of Labor, Employment and Training Administration, Bureau of Apprenticeship and Training, or with a state apprenticeship agency recognized by the Bureau. In Florida this agency is the Florida Department of Education, Division of Career and Adult Education, Apprenticeship Section - <http://www.fldoe.org/workforce/apprenticeship>. Please see pages 7-8 of the Supplemental General Conditions for more information.

1st 6 month period	\$ 14.16	\$ 4.10	\$ 2.98	\$ 21.24
2nd 6 month period	\$ 15.05	\$ 4.10	\$ 2.98	\$ 22.13
3rd 6 month period	\$ 15.93	\$ 4.10	\$ 2.98	\$ 23.01
4th 6 month period	\$ 16.82	\$ 4.10	\$ 2.98	\$ 23.90

APPRENTICE RATIO: After employing one (1) Laborer, the next laborer employed may be an apprentice, after employing four (4) Laborers, an apprentice shall be employed as the next laborer employed. After the first apprentice is employed, the ratio of Apprentices to Laborers shall not exceed one (1) Apprentice for three (3) Laborers

(1) Per hour health benefit includes hospitalization, medical, life, vision and dental insurance.

Scope of work includes tending masons, plasterers, carpenters and other building and construction crafts. Tending shall consist of preparation of materials and the handling and conveying of materials. Unloading, handling and distributing of all materials, fixtures, furnishings and appliances from point of delivery to point of installation. Cleaning and clearing of all debris. Ageing and curing of concrete, mortar and other materials.

MIAMI-DADE COUNTY
§2-11.16 CODE OF MIAMI-DADE COUNTY
RESPONSIBLE WAGES AND BENEFITS SCHEDULE
2022

"HEAVY CONSTRUCTION"

TRADE/WORK LEVEL CLASSIFICATION	PER HOUR WAGE RATE	PER HOUR HEALTH BENEFIT (1)	PER HOUR PENSION BENEFIT	COMBINED DOLLAR VALUE
------------------------------------	-----------------------	-----------------------------------	--------------------------------	-----------------------------

LABORERS, Continued

Scaffolds: The erection, planking and removal of all scaffolds for lathers, plasterers, bricklayers and other construction trades. Building planking or installation and removal of all staging, swing and hanging scaffolds, including maintenance thereof up to a height of three (3) bucks.

Excavations and Foundations, Site Preparation and Clearance, Transportation and Transmissions Lines:

Excavation for building and all other construction, digging of trenches, piers, foundations and holes, digging, lagging, sheeting, cribbing, bracing and propping of foundations, holes, caissons, cofferdams, dams, dikes, and irrigation trenches, canals and all handling filling and placing of sand bags connected therewith. All drilling, blasting and scaling on the site or along the right of way, as well as all access roads, reservoirs, including areas adjacent or pertinent to the construction site, installation of temporary lines. Preparation and compacting of roadbeds for highway construction and the preparation of trenches, footings, etc. for cross country transmission or underground lines or cables. On site preparation and right-of-way clearance, for construction of any structures or the installation of traffic and transportation facilities such as highways, pipelines, electrical transmission lines, dam sites and reservoir areas, access roads, etc.

Concrete, Bituminous Concrete and Aggregates: Mixing, handling, conveying, pouring, vibrating, gunniting and otherwise placing concrete or aggregates, whether done by hand or other process. Wrecking, stripping, dismantling and handling concrete forms and falsework. Placing of concrete or aggregates whether poured, pumped, gunnited, or placed by any other process. All vibrating, grinding, spreading, flowing, puddling, leveling and strike off of concrete aggregates by floating rodding or screeding, by hand or mechanical means prior to finishing. The filling and patching of voids, crevices etc. to correct defects in concrete.

Streets, Ways and Bridges: Work in the excavation, preparation, concreting, ramming, curbing, flagging and surfacing of streets, ways, courts, underpasses, overpasses, bridges, approaches, and slope walls and the grading and landscaping thereof. Cleaning, grading, fence or guard rail, installation and/or removal for streets, highways, roadways, apron, runways, sidewalks, parking areas, airports, approaches and other similar installations. Preparation, construction and maintenance of roadbeds and sub grade for all paving, including excavation, dumping and spreading of sub grade material, ramming or otherwise compacting, setting, leveling, and securing or bracing of metal or other road forms and expansion joints, Cutting of concrete for expansion joints. Setting of curb forms and the mixing, pouring, cutting, flowing and strike-off of concrete used there for. The setting, leveling and grouting of all pre-cast concrete or stone curbs sections. Installation of all joints, removal of forms and cleaning, stacking, loading, oiling and handling. Grading and landscaping in connection with paving work.

Trenches, Manholes, Handling and Distribution of Pipe, etc.: Cutting of streets and ways for laying pipes, cables or conduits for all purposes; digging of trenches, manholes, etc.; handling and conveying all materials; concreting, backfilling, grading, and resurfacing and all other labor connected therewith.

Sewers, Drains, Culverts and Multiplate: Unloading, sorting, stockpiling, wrapping, coating, treating, handling, distribution and lowering or raising of all pipe and multiplate. All digging, driving of sheet piling, lagging, bracing, shoring and cribbing, breaking of concrete back-filling, tamping, re-surfacing and paving of all ditches in preparation for the laying of pipe. Pipelaying, leveling and making of the joint of any pipe used for main or side sewers and storm sewers, and all pipe for drainage.

Underpinning, Lagging, Bracing, Propping and Shoring; Drilling and Blasting; Signal Men; General Excavation and Grading and Landscaping of all sites for all purposes; and wrecking (demolition).

MIAMI-DADE COUNTY
§2-11.16 CODE OF MIAMI-DADE COUNTY
RESPONSIBLE WAGES AND BENEFITS SCHEDULE
2022

"HEAVY CONSTRUCTION"

TRADE/WORK LEVEL CLASSIFICATION	PER HOUR WAGE RATE	PER HOUR HEALTH BENEFIT (1)	PER HOUR PENSION BENEFIT	COMBINED DOLLAR VALUE
------------------------------------	-----------------------	-----------------------------------	--------------------------------	-----------------------------

LABORERS, Continued

Construction Cleaners, Janitors, Fire Watchers, Hole Watchers, Material Handlers, Escorts and Equipment Monitors, Decontamination Workers, Flaggers and Landscapers, Mowers, Guardrail and Fence Erectors, Rod Carriers and Pressure Washing.

MIAMI-DADE COUNTY
§2-11.16 CODE OF MIAMI-DADE COUNTY
RESPONSIBLE WAGES AND BENEFITS SCHEDULE
2022

"HEAVY CONSTRUCTION"

TRADE/WORK LEVEL CLASSIFICATION	PER HOUR WAGE RATE	PER HOUR HEALTH BENEFIT (1)	PER HOUR PENSION BENEFIT	COMBINED DOLLAR VALUE
------------------------------------	-----------------------	-----------------------------------	--------------------------------	-----------------------------

MILLWRIGHTS, MACHINERY ERECTORS & DIVERS

Millwrights, Machinery Erectors	\$ 32.25	\$ 5.00	\$ 12.33	\$ 49.58
Foreman - (2 to 10 Millwrights)	\$ 34.49	\$ 5.00	\$ 12.33	\$ 51.82
General Foreman - (2 or more Foremen and can serve as a Crew Foreman)	\$ 35.45	\$ 5.00	\$ 12.33	\$ 52.78
Diver - wet dry days (2)	\$ 38.54	\$ 5.00	\$ 12.33	\$ 55.87

Per Hour Premiums:

On wet days, a Diver shall be paid the Diver rate and penetration pay of **\$2.00** per foot per day in excess of twenty (20) feet after entering an enclosed structure that has no direct path to the surface.

Apprentices:

NOTE: Apprentices will be permitted to work at these rates when they are employed pursuant to and individually registered in a legitimate apprenticeship program registered with the U. S. Department of Labor, Employment and Training Administration, Bureau of Apprenticeship and Training, or with a state apprenticeship agency recognized by the Bureau. In Florida this agency is the Florida Department of Education, Division of Career and Adult Education, Apprenticeship Section - <http://www.fldoe.org/workforce/apprenticeship>. Please see pages 7-8 of the Supplemental General Conditions for more information.

1st Year	\$ 20.96	\$ 5.00	\$ 12.33	\$ 38.29
2nd Year	\$ 24.19	\$ 5.00	\$ 12.33	\$ 41.52
3rd Year	\$ 27.41	\$ 5.00	\$ 12.33	\$ 44.74
4th Year	\$ 30.64	\$ 5.00	\$ 12.33	\$ 47.97

(1) Per hour health benefit includes hospitalization, medical, life vision and dental insurance.

(2) Diver classification applies to any Millwright that performs beneath the water surface.

Scope of work includes but is not limited to: installation, assembly, and, when necessary, dismantling machinery in factories, power plants, and construction sites.

MIAMI-DADE COUNTY
§2-11.16 CODE OF MIAMI-DADE COUNTY
RESPONSIBLE WAGES AND BENEFITS SCHEDULE
2022

"HEAVY CONSTRUCTION"

TRADE/WORK LEVEL CLASSIFICATION	PER HOUR WAGE RATE	PER HOUR HEALTH BENEFIT (1)	PER HOUR PENSION BENEFIT	COMBINED DOLLAR VALUE
<u>OPERATING ENGINEERS</u>				
Asphalt Paving Machine	\$ 25.75	\$ 6.55	\$ 4.50	\$ 36.80
Backhoe-Loader Combination	\$ 26.25	\$ 6.55	\$ 4.50	\$ 37.30
Batching Plant	\$ 25.75	\$ 6.55	\$ 4.50	\$ 36.80
Bobcat/Skid Steer	\$ 17.70	\$ 4.10	\$ 2.98	\$ 24.78
Boring Machine	\$ 24.45	\$ 6.55	\$ 4.50	\$ 35.50
Compressor, Above 250 CFM	\$ 23.35	\$ 6.55	\$ 4.50	\$ 34.40
Concrete Mixer	\$ 29.97	\$ 6.55	\$ 4.50	\$ 41.02
Concrete Placing Booms	\$ 29.75	\$ 6.55	\$ 4.50	\$ 40.80
Concrete Pump, Trailer Mounted	\$ 24.45	\$ 6.55	\$ 4.50	\$ 35.50
Concrete Pump, Truck Mounted	\$ 29.50	\$ 6.55	\$ 4.50	\$ 40.55
Cranes	\$ 35.50	\$ 6.55	\$ 4.50	\$ 46.55
Dozer	\$ 26.25	\$ 6.55	\$ 4.50	\$ 37.30
Dragline	\$ 29.75	\$ 6.55	\$ 4.50	\$ 40.80
Drill Rig, Truck Mounted, Sterling Class	\$ 26.25	\$ 6.55	\$ 4.50	\$ 37.30
Drill Rig, Truck Mounted, Watson Class	\$ 31.50	\$ 6.55	\$ 4.50	\$ 42.55
Driver, Miscellaneous Trucks	\$ 24.10	\$ 6.55	\$ 4.50	\$ 35.15
Excavator	\$ 26.25	\$ 6.55	\$ 4.50	\$ 37.30
Forklift/Lull	\$ 17.70	\$ 4.10	\$ 2.98	\$ 24.78
Front-End Loaders	\$ 17.70	\$ 4.10	\$ 2.98	\$ 24.78
Gradall	\$ 26.25	\$ 6.55	\$ 4.50	\$ 37.30
Grader, Finish	\$ 31.50	\$ 6.55	\$ 4.50	\$ 42.55
Grader, Sub-Grade	\$ 29.75	\$ 6.55	\$ 4.50	\$ 40.80
Hoists (Electric, Hydraulic, Air) Personnel, Material, Tugger	\$ 25.75	\$ 6.55	\$ 4.50	\$ 36.80
Hoists, 2 & 3 Drum Only	\$ 34.60	\$ 6.55	\$ 4.50	\$ 45.65
Inside Elevators, Temporary Only	\$ 25.75	\$ 6.55	\$ 4.50	\$ 36.80
Mechanic I	\$ 34.60	\$ 6.55	\$ 4.50	\$ 45.65
Mechanic II	\$ 26.25	\$ 6.55	\$ 4.50	\$ 37.30
Mechanical Broom	\$ 24.10	\$ 6.55	\$ 4.50	\$ 35.15
Mechanic's Helper	\$ 23.35	\$ 6.55	\$ 4.50	\$ 34.40
Milling Machine	\$ 25.75	\$ 6.55	\$ 4.50	\$ 36.80
Off-Road Trucks	\$ 24.10	\$ 6.55	\$ 4.50	\$ 35.15
Oiler, Crawler Crane	\$ 23.35	\$ 6.55	\$ 4.50	\$ 34.40
Oiler/Driver/Flagman	\$ 23.35	\$ 6.55	\$ 4.50	\$ 34.40
Pavement Breakers	\$ 26.25	\$ 6.55	\$ 4.50	\$ 37.30
Pumps/Dewatering Systems 4 in. and over	\$ 24.10	\$ 6.55	\$ 4.50	\$ 35.15
Roller	\$ 24.10	\$ 6.55	\$ 4.50	\$ 35.15
Scraper	\$ 24.10	\$ 6.55	\$ 4.50	\$ 35.15
Spreading/Finishing Machine	\$ 25.75	\$ 6.55	\$ 4.50	\$ 36.80
Straddle Buggy/Travel Lift	\$ 26.25	\$ 6.55	\$ 4.50	\$ 37.30
Trackhoe	\$ 26.25	\$ 6.55	\$ 4.50	\$ 37.30
Tractors	\$ 24.10	\$ 6.55	\$ 4.50	\$ 35.15
Trenching Machine	\$ 26.25	\$ 6.55	\$ 4.50	\$ 37.30

MIAMI-DADE COUNTY
§2-11.16 CODE OF MIAMI-DADE COUNTY
RESPONSIBLE WAGES AND BENEFITS SCHEDULE
2022

"HEAVY CONSTRUCTION"

TRADE/WORK LEVEL CLASSIFICATION	PER HOUR WAGE RATE	PER HOUR HEALTH BENEFIT (1)	PER HOUR PENSION BENEFIT	COMBINED DOLLAR VALUE
------------------------------------	-----------------------	-----------------------------------	--------------------------------	-----------------------------

OPERATING ENGINEERS, Continued

Utility Operator Less than six (6) pieces of miscellaneous equipment	\$ 24.10	\$ 6.55	\$ 4.50	\$ 35.15
Vactor Truck	\$ 23.18	\$ 6.55	\$ 4.50	\$ 34.23
Water Truck Driver	\$ 24.80	\$ 6.55	\$ 4.50	\$ 35.85
Welder	\$ 26.25	\$ 6.55	\$ 4.50	\$ 37.30
Welding Machines, three (3) or more	\$ 24.10	\$ 6.55	\$ 4.50	\$ 35.15

Apprentices:

NOTE: Apprentices will be permitted to work at these rates when they are employed pursuant to and individually registered in a legitimate apprenticeship program registered with the U. S. Department of Labor, Employment and Training Administration, Bureau of Apprenticeship and Training, or with a state apprenticeship agency recognized by the Bureau. In Florida this agency is the Florida Department of Education, Division of Career and Adult Education, Apprenticeship Section - <http://www.fldoe.org/workforce/apprenticeship>. Please see pages 7-8 of the Supplemental General Conditions for more information.

1st 6 months	\$ 14.23	\$ 6.55	\$ 4.50	\$ 25.28
2nd 6 months	\$ 15.65	\$ 6.55	\$ 4.50	\$ 26.70
3rd 6 months	\$ 17.07	\$ 6.55	\$ 4.50	\$ 28.12
4th 6 months	\$ 18.49	\$ 6.55	\$ 4.50	\$ 29.54
5th 6 months	\$ 19.92	\$ 6.55	\$ 4.50	\$ 30.97
6th 6 months	\$ 21.34	\$ 6.55	\$ 4.50	\$ 32.39
7th 6 months	\$ 22.76	\$ 6.55	\$ 4.50	\$ 33.81
8th 6 months	\$ 24.18	\$ 6.55	\$ 4.50	\$ 35.23

(1) Per hour health benefit includes hospitalization, medical, life vision and dental insurance.

APPRENTICE RATIO: Three (3) Apprentices to one (1) Operator. Apprentices must be under the supervision of an Operator

MIAMI-DADE COUNTY
§2-11.16 CODE OF MIAMI-DADE COUNTY
RESPONSIBLE WAGES AND BENEFITS SCHEDULE
2022

"HEAVY CONSTRUCTION"

TRADE/WORK LEVEL CLASSIFICATION	PER HOUR WAGE RATE	PER HOUR HEALTH BENEFIT (1)	PER HOUR PENSION BENEFIT	COMBINED DOLLAR VALUE
--	-------------------------------	--	---	--------------------------------------

PAINTERS/WALL COVERING INSTALLATIONS

Painter - Commercial	\$ 16.96	\$ 6.40	\$ 5.40	\$ 28.76
Painter - Industrial	\$ 21.07	\$ 6.40	\$ 5.40	\$ 32.87
Painter - Bridge	\$ 29.97	\$ 6.40	\$ 7.40	\$ 43.77
Painter (Highway/Parking Lot Striper)	\$ 12.13	\$ -	\$ -	\$ 12.13
Operator (Spray Nozzleman)	\$ 11.16	\$ -	\$ -	\$ 11.16
Operator (Striping Machine)	\$ 15.07	\$ -	\$ -	\$ 15.07

Per Hour Premiums:

\$1.00 Charge person working up to 5 employees

\$1.50 Charge person working 6 or more employees

\$1.00 General Foreman above highest paid charge person

\$1.00 Swing-Stage

\$2.00 Thermal-Spay/Metalizing

\$.50 Apprentices - steel, swing/stage, tanks, lead/asbestos abatement, power facilities, catalyzed epoxies, urethanes, HIPAC coatings

Industrial Rates are used on Water Treatment Plants, Pump Stations, Elevated / Ground Storage Tanks and Communication Towers.

Apprentices:

NOTE: Apprentices will be permitted to work at these rates when they are employed pursuant to and individually registered in a legitimate apprenticeship program registered with the U. S. Department of Labor, Employment and Training Administration, Bureau of Apprenticeship and Training, or with a state apprenticeship agency recognized by the Bureau. In Florida this agency is the Florida Department of Education, Division of Career and Adult Education, Apprenticeship Section - <http://www.fldoe.org/workforce/apprenticeship>. Please see pages 7-8 of the Supplemental General Conditions for more information.

1st 6 months	\$ 11.02	\$ 6.40	\$ 1.55	\$ 18.97
2nd 6 months	\$ 11.87	\$ 6.40	\$ 1.55	\$ 19.82
3rd 6 months	\$ 12.72	\$ 6.40	\$ 1.55	\$ 20.67
4th 6 months	\$ 13.57	\$ 6.40	\$ 1.55	\$ 21.52
5th 6 months	\$ 14.42	\$ 6.40	\$ 1.55	\$ 22.37
6th 6 months	\$ 15.26	\$ 6.40	\$ 1.55	\$ 23.21
7th and 8th 6 months	\$ 16.11	\$ 6.40	\$ 1.55	\$ 24.06

APPRENTICE RATIO: One (1) Apprentice to three to every one (1) Painter/Wall Covering Installer

(1) Per hour health benefit includes hospitalization, medical, life, vision and dental insurance.

Scope of work under this trade includes but is not limited to: preparation, application and removal of all types of coatings and coating systems in relation to all painting, decorating, protective coatings, coating and staining of concrete floors and toppings, waterproofing, masonry restoration, fireproofing, fire retarding, metal polishing, refinishing, sealing, lining, fiber glassing, E-glass fiberglass, carbon fiber, encapsulating, insulating, metalizing, flame spray, the application of exterior insulating finishing systems.

MIAMI-DADE COUNTY
§2-11.16 CODE OF MIAMI-DADE COUNTY
RESPONSIBLE WAGES AND BENEFITS SCHEDULE
2022

"HEAVY CONSTRUCTION"

TRADE/WORK LEVEL CLASSIFICATION	PER HOUR WAGE RATE	PER HOUR HEALTH BENEFIT (1)	PER HOUR PENSION BENEFIT	COMBINED DOLLAR VALUE
--	-------------------------------	--	---	--------------------------------------

PAINTERS/WALL COVERING INSTALLATIONS, Continued

Each and all such applications, and similar or substitute applications, on all surfaces, interior and exterior, to include, but not to be limited to: residences; buildings; structures; industrial, power, chemical and manufacturing plants; bridges; tanks; vats; pipes; stacks; light and high tension poles; parking, traffic and air strip lines; trucks; automobile and railroad cars; ships; aircraft; and all machinery and equipment;

Any and all material used in preparation, application or removal of any paint, coatings or applications, including, but not limited to: the handling and use of thinners, dryers, sealers, binders, pigments, primers, extenders, air and vapor barriers, emulsions, waxes, stains, mastics, plastics, enamels, acrylics, epoxies, epoxy injection and T-Lock welding, alkalis, sheet rubber, foams, seamless and tile-like coatings, etc.;

All preparation for and removal of any and all materials for finishes, such as deep cleaning, patching, all levels of finishing, taping/finishing skim coating, pointing, caulking, high pressure water, chemical and abrasive blasting, environmental blasting, wet/dry vacuum work, chemical stripping, scraping, air tooling, bleaching, steam cleaning, asbestos and lead abatement/removal; mold remediation and vapor barrier systems;

The inspection of all coatings and/or coating systems during their applications.

WALL COVERING INSTALLATION

All material applied to walls or ceilings with adhesive, staples, tacks, by stretching or adhered by any other method, including all papers, vinyl, flexible woods, fabrics, borders, metals upholstered wall systems, the fabric covered panels made of plastic/wood or pre-finished products of micro fiberglass, etc., acrovin and various plastic wall coverings such as wainscot, caps, corner moldings and accessories;

Any and all preparation of walls and ceilings such as scraping or any methodology for removal of existing materials, including patching, leveling, skim coating and priming.

**MIAMI-DADE COUNTY
§2-11.16 CODE OF MIAMI-DADE COUNTY
RESPONSIBLE WAGES AND BENEFITS SCHEDULE
2022**

"HEAVY CONSTRUCTION"

TRADE/WORK LEVEL CLASSIFICATION	PER HOUR WAGE RATE	PER HOUR HEALTH BENEFIT (1)	PER HOUR PENSION BENEFIT	COMBINED DOLLAR VALUE
--	-------------------------------	--	---	--------------------------------------

PILEDRIVERS, BRIDGE CARPENTERS & DIVERS

Piledrivers and Bridge Carpenters	\$ 25.45	\$ 4.60	\$ 7.05	\$ 37.10
Foreman	\$ 27.95	\$ 4.60	\$ 7.05	\$ 39.60
(All piledriving crews shall consist of at least one paid foreman)				
Divers (Wet days up to 59' or Dry days)	\$ 29.90	\$ 4.60	\$ 7.05	\$ 41.55
Diver Tenders	\$ 29.90	\$ 4.60	\$ 7.05	\$ 41.55
Diver Foreman	\$ 33.40	\$ 4.60	\$ 7.05	\$ 45.05

Diver Wet Days - The diver and tender must receive the diver rate with a premium pay of \$1.00 per hour/ per foot per day for (60'-100'). Over 100' will be negotiated between the diver and the employer.

Foreman Wet Days - The foreman must receive the foreman rate with a premium pay of \$2.00 per hour/ per foot per day for (50'-100'). Over 100' will be negotiated between the diver and the employer.

For Effluent Diving (working in hazardous waters such as waste water treatment plant/tanks, sewer pipes or storm water out fall pipes) the diver and tender must receive 1.5 times the diver and tender base rate and on wet days the diver and tender must also receive a premium pay of \$1.00 per foot per day for (60' - 100') and over 100' will be negotiated between the diver and the employer.

Penetration: \$1.00 per foot per day in excess of 20' after entering an enclosed structure that has no direct path to the surface.

Per Hour Premiums:

\$0.50 Certified Welders

Apprentices:

NOTE: Apprentices will be permitted to work at these rates when they are employed pursuant to and individually registered in a legitimate apprenticeship program registered with the U. S. Department of Labor, Employment and Training Administration, Bureau of Apprenticeship and Training, or with a state apprenticeship agency recognized by the Bureau. In Florida this agency is the Florida Department of Education, Division of Career and Adult Education, Apprenticeship Section - <http://www.fldoe.org/workforce/apprenticeship>. Please see page 6 of the Supplemental General Conditions for more information.

1st year	\$ 17.05	\$ 4.60	\$ 7.05	\$ 28.70
2nd year	\$ 19.09	\$ 4.60	\$ 7.05	\$ 30.74
3rd year	\$ 20.87	\$ 4.60	\$ 7.05	\$ 32.52
4th year	\$ 22.91	\$ 4.60	\$ 7.05	\$ 34.56

APPRENTICE RATIO: Two (2) Apprentices to three (3) Piledrivers/Bridge Carpenter

(1) Per hour health benefit includes hospitalization, medical, life, vision and dental insurance.

Scope of work under this trade includes but is not be limited to: all work historically related to piledrivers, welders, drillers, burners, riggers, divers, bridge, deck and wharf builders, signaling, and highway construction. Such work includes, but is not limited to, the following kinds, classes, or descriptions of work: fabricating, erecting, dismantling, loading, unloading, moving, spotting, and handling of all piledriving equipment on the jobsite;

MIAMI-DADE COUNTY
§2-11.16 CODE OF MIAMI-DADE COUNTY
RESPONSIBLE WAGES AND BENEFITS SCHEDULE
2022

"HEAVY CONSTRUCTION"

TRADE/WORK LEVEL CLASSIFICATION	PER HOUR WAGE RATE	PER HOUR HEALTH BENEFIT (1)	PER HOUR PENSION BENEFIT	COMBINED DOLLAR VALUE
--	-------------------------------	--	---	--------------------------------------

PILEDRIVERS, BRIDGE CARPENTERS & DIVERS, Continued

Jobsite moving and spotting of barges used in connection with piledriving work; anchoring, bolting, boom-tending, bracing, building, burning, capping, caulking, cutting, chipping of all types of piles, dismantling, drilling, erecting, fabricating, fitting, handling, lagging, loading, moving, plumbing, rafting, securing, signaling, spotting, welding, wrapping, and tying back, unloading and removing, all materials of any kind, make, shape or composition, whether prestressed or post stressed concrete, pipe, corrugated shell where power rigging is used, sand piles, sheet piles, auger cast type piling, wood, plastic, fiberglass, steel or any metal or synthetic which is used or installed in, or for, the building, construction, alteration, maintenance, or repair of wharfs, bridges, docks, piers, bulkheads, trestles, offshore drilling platforms of oil, gas, or any other purpose, coal docks, cofferdams, tunnels, seawalls, seawall caps, boardwalks, deck, and temporary flotation devices;

Pilings used in retaining walls, reservoirs, ditches, canals, spillways, cuts, or in any place where retaining walls are used, made of any kind of material, whether temporary or permanent; weights for piers, caissons, and test piles; Test piles and other test materials, including the securing of such materials except for independent testing equipment done by an independent testing laboratory;

Foundation work, including all piling, whether cast-in-place, poured-in-place, driven, jetted, augured, pre-augured or placed, and all caisson, drilled shaft and vibro-flotation foundations;

The splicing, heading, placing of stringers for frame work, fabrication and placing of wailing, spring and fender lines of any material described above;

The driving, vibrating, jetting, sinking, or screwing of all materials described above, whether by steam, pneumatic, hydraulic, electric, diesel, gravity, or vibratory hammer power; All other work in connection with drilling of any holes, shafts or caissons, for foundation work, spotting, aligning, monitoring, plumbing, and leveling of all drilling equipment whether the drilling is vertical, diagonal, on land or water, and is performed by equipment mounted on trucks, cranes, platforms or barges, or any other kind of mounted or self-contained water or land unit; and the handling, loading, unloading, changing, setting up, repairing, welding, or maintenance of the drilling equipment on the job site.

The fabrication and placing of all decking and guards on all docks, wharfs, and piers on the jobsite. All labor (except the work of the Operating Engineers and Oilers) employed in the actual operation of Piledriving equipment used from whatever purpose, including the operation of deck winches. The operation of vibratory hammer controls, hammer throttle values and panels not permanently fixed to a crane within reach of the Operator work.

Diving: shall be defined as any work performed beneath the water surface, which require individual external life support systems for safe and efficient performance. All underwater construction and reconstruction and the salvage of, and removing of, underwater structures; underwater inspection and repair of hulls, docks, bridges and dams, underwater pipelines, sewages and water systems, underwater suction and discharge lines such as those used at chemical plants, pull mills, and desalinization plants; inspecting, surveying , removing, rescuing, and recovering of all objects below water surfaces; all underwater work necessary on offshore oil platforms permanent or temporary, including all offshore floating drill rights and offshore jack up platforms; all underwater work on pipelines and hookups including oil, gas, water sewage systems; the laying of under water power and telephone cables; offshore marine mining and dredging operations using divers in any phase of tier work; all petroleum, fisheries, oceanographic, research and experimental work, nuclear reactors where the use of divers is necessary; all underwater demolition and blasting work requiring divers.

MIAMI-DADE COUNTY
§2-11.16 CODE OF MIAMI-DADE COUNTY
RESPONSIBLE WAGES AND BENEFITS SCHEDULE
2022

"HEAVY CONSTRUCTION"

TRADE/WORK LEVEL CLASSIFICATION	PER HOUR WAGE RATE	PER HOUR HEALTH BENEFIT (1)	PER HOUR PENSION BENEFIT	COMBINED DOLLAR VALUE
------------------------------------	-----------------------	-----------------------------------	--------------------------------	-----------------------------

PIPEFITTERS, AIR CONDITIONING & REFRIGERATION

R-1 ALL PIPING NOT FOR AIR CONDITIONING WORK; AND, COMMERCIAL UNLIMITED, ALL PIPING SYSTEMS OVER 100 TONS

Pipefitter, Air Conditioning & Refrigeration	\$ 39.18	\$ 7.10	\$ 6.50	\$ 52.78
--	----------	---------	---------	-----------------

R-2 COMMERCIAL LIMITED, PIPING LIMITED, ALL AC REFRIGERATION, PIPING UP TO 100 TONS

Pipefitter, Air Conditioning & Refrigeration	\$ 31.34	\$ 7.10	\$ 6.15	\$ 44.59
--	----------	---------	---------	-----------------

R-3 COMMERCIAL AC, REFRIGERATION, ICE MACHINES, SELF CONTAINED AND SPLIT SYSTEMS UP TO 50 TONS

Pipefitter, Air Conditioning & Refrigeration	\$ 25.47	\$ 6.85	\$ 5.55	\$ 37.87
--	----------	---------	---------	-----------------

R-4 UNLIMITED RESIDENTIAL AND LIGHT COMMERCIAL UP TO 10 TONS

Pipefitter, Air Conditioning & Refrigeration	\$ 21.55	\$ 6.85	\$ 1.25	\$ 29.65
--	----------	---------	---------	-----------------

Foreman - Required for five (5) or more workers; also required on all jobs 150 tons or over. A foreman may supervise up to 9 Pipefitter, Air Conditioning & Refrigeration Workers.

	\$ 45.06	\$ 7.10	\$ 6.50	\$ 58.66
--	----------	---------	---------	-----------------

General Foreman - Required when three (3) foremen are required. A General Foreman may supervise up to five (5) foreman.

	\$ 48.98	\$ 7.10	\$ 6.50	\$ 62.58
--	----------	---------	---------	-----------------

Apprentices:

NOTE: Apprentices will be permitted to work at these rates when they are employed pursuant to and individually registered in a legitimate apprenticeship program registered with the U. S. Department of Labor, Employment and Training Administration, Bureau of Apprenticeship and Training, or with a state apprenticeship agency recognized by the Bureau. In Florida this agency is the Florida Department of Education, Division of Career and Adult Education, Apprenticeship Section - <http://www.fldoe.org/workforce/apprenticeship>. Please see pages 7-8 of the Supplemental General Conditions for more information.

1st year	\$ 15.67	\$ -	\$ 0.35	\$ 16.02
2nd year	\$ 17.63	\$ 5.70	\$ 0.35	\$ 23.68
3rd year	\$ 21.55	\$ 5.70	\$ 0.35	\$ 27.60
4th year	\$ 23.51	\$ 5.70	\$ 3.74	\$ 32.95
5th year	\$ 29.39	\$ 6.15	\$ 3.99	\$ 39.53

APPRENTICE RATIO: One (1) Apprentice to one (1) Pipefitter, Air Conditioning & Refrigeration Worker

(1) Per hour health benefit includes hospitalization, medical, life vision and dental insurance.

Scope of work under this trade includes but is not be limited to: All piping, setting and hanging of all units and fixtures for air conditioning, cooling, heating, roof cooling, refrigeration, ice making, humidifying, dehumidifying, dehydrating, by any method, and the charging and testing, servicing of all work after completion.

The installation and service of all circulating water lines when used for the distribution of heat and heat transfer equipment on ornamental pools, commercial and residential pools and spas, display fountains and aquariums.

MIAMI-DADE COUNTY
§2-11.16 CODE OF MIAMI-DADE COUNTY
RESPONSIBLE WAGES AND BENEFITS SCHEDULE
2022

"HEAVY CONSTRUCTION"

TRADE/WORK LEVEL CLASSIFICATION	PER HOUR WAGE RATE	PER HOUR HEALTH BENEFIT (1)	PER HOUR PENSION BENEFIT	COMBINED DOLLAR VALUE
--	-------------------------------	--	---	--------------------------------------

PIPEFITTERS, AIR CONDITIONING & REFRIGERATION, Continued

All piping, handling and setting of equipment in connection with central distributing filtration treatment stations, boosting stations, water treatment, waste and sewage disposal plants, central chlorination and chemical treatment work and all underground supply lines to cooling wells, suction basins, filter basins, settling tanks, aeration basins or tanks and lift stations. (This applies to public work when installed or serviced and would apply to private work after its completion and or under public operation.)

The handling, assembling and erecting of all economizers, super heaters, regardless of mode or method of making joints, hangers and erection of same, when used in connection with the pipefitting industry.

All internal and external piping on boilers, heaters, tanks and evaporators, water legs, water backs and water grates, boiler compound equipment, etc., when in connection with the pipefitting industry.

The setting and erecting of all boiler feeders, water heaters, filters, water softeners, purifiers, condensate equipment, pumps, condensers, coolers and all piping for same when used in connection with the pipefitting industry.

The setting and erecting of all underfeed stokers, fuel burners and piping, including gas, oil, power fuel, hot and cold air piping and all accessories and parts of burners and stokers, etc., when used in connection with the pipefitting industry.

Make-up water supply from main to equipment installed by Pipefitters.

All meters for measuring a volume of any substance, when used in connection with the pipefitting industry.

The setting and hanging of all units or fixtures for ice making when unit must be assembled before operation. (Shipping bolts, grids and other parts are to be removed or put in place.)

All solar systems, piping and collectors of every description when used in connection with the pipefitting industry.

The installation and service of hydraulic or pneumatic door openers when in connection with industrial, manufacturing and commercial applications. Airports included.

All gas piping from the main to the meter. All distribution lines

The assembling, erecting, handling and setting of tanks used in connection with the pipefitting industry

The setting, erecting and piping for all smoke consuming and smoke washing and regulating devices, when used in connection with the pipefitting industry.

The setting, erecting and piping of instruments, measuring devices, thermostatic controls, gauge boards and other controls used in connection with power, heating refrigeration, air conditioning, manufacturing, mining and industrial work.

The setting and erection of all oil heaters, oil coolers, storage and distribution tanks, transfer pumps and mixing devices and piping thereto, when used in connection with the pipefitting industry.

Installation of drain lines from equipment installed by Pipefitters where drain lines drop to a safe waste, floor drain, roof or any open fixture and where drain lines are not directly connected to a sanitary systems

Recovery condensate systems in their entirety.

The setting, erecting and piping of all cooling units, pumps, reclaiming systems and appurtenances in connection with transformer and piping to switches of every description.

The installation and service of vacuum cleaning equipment and piping when used in connection with manufacturing plants, maintenance facilities, airport terminals, post offices, etc.

MIAMI-DADE COUNTY
§2-11.16 CODE OF MIAMI-DADE COUNTY
RESPONSIBLE WAGES AND BENEFITS SCHEDULE
2022

"HEAVY CONSTRUCTION"

TRADE/WORK LEVEL CLASSIFICATION	PER HOUR WAGE RATE	PER HOUR HEALTH BENEFIT (1)	PER HOUR PENSION BENEFIT	COMBINED DOLLAR VALUE
--	-------------------------------	--	---	--------------------------------------

PIPEFITTERS, AIR CONDITIONING & REFRIGERATION, Continued

The installation and service of vacuum systems when used in connection with manufacturing plants, maintenance facilities, airport terminals, post offices, etc.

The installation and service of oxygen systems when used in connection with manufacturing, commercial & industrial application.

All sheet lead lining for tanks or vats for all purpose, when in the category of industrial work.

All piping for railing work and racks of every description, whether screwed or welded when assigned by the Contractor.

All power plant piping of every description, as it applies to the pipefitting industry.

The unloading, handling and setting of all sterilizers, laundry and cleaning equipment will be done by composite crew. Steam and oil lines will be done by this trade classification.

Laying out, cutting, bending and fabricating of all pipe work of every description by whatever mode or method, when used in connection with the pipefitting industry.

All acetylene and arc welding, brazing, lead burning, soldered and wiped joints, caulked joints, expanded joints, rolled joints or any other mode or method of making joints used in connection with the pipefitting industry including pipe fusing.

The laying out and cutting of all holes, chases and channels, the setting and erection of bolts, inserts, stands, brackets, supports, sleeves, thimbles, hangers, conduit and boxes, used in connection with the pipefitting industry. Hangers, supports, brackets requiring off site fabrication may be purchased from miscellaneous metal or structural steel fabricators.

The handling and using of all tools and equipment that may be necessary for the erection and installation of all work and materials used in connection with the pipefitting industry.

The operation, maintenance, repairing, servicing, test and balance, and dismantling of all work installed by this trade classification.

All soot blowers and soot collecting piping systems, when used in, connection with the pipefitting industry.

All piping for artificial gases, natural gases, holders and equipment for same, chemicals, minerals and by products and refining of same, when used in connection with the pipefitting industry.

All ash collecting and conveyor piping systems, including all air washing and dust collecting piping and equipment, accessories and appurtenances and regulating devices, etc., when used in connection with the pipefitting industry.

All pneumatic transit tube work and all piping for carrying systems by vacuum.

All process piping and equipment for refining, manufacturing, and industrial purposes.

The installation and service of all piping systems and equipment with grease pressure lubricating and hydraulic lifts in connection with industrial manufacturing, commercial and maintenance facilities applications (excluding schools). Service station installations optional pertaining to grease pressure and hydraulic lift installations until assigned.

The installation of all related piping, fuel storage tanks and exhaust piping for emergency generators, manufacturing plants, airports, post offices and industrial applications.

The installation and service of all air piping and related equipment in connection with manufacturing plants, industrial, airports, post offices, etc.

MIAMI-DADE COUNTY
§2-11.16 CODE OF MIAMI-DADE COUNTY
RESPONSIBLE WAGES AND BENEFITS SCHEDULE
2022

"HEAVY CONSTRUCTION"

TRADE/WORK LEVEL CLASSIFICATION	PER HOUR WAGE RATE	PER HOUR HEALTH BENEFIT (1)	PER HOUR PENSION BENEFIT	COMBINED DOLLAR VALUE
--	-------------------------------	--	---	--------------------------------------

PIPEFITTERS, AIR CONDITIONING & REFRIGERATION, Continued

The installation and service of all fuel oil, gasoline and cleaning solvent piping and related equipment in connection with manufacturing plants, industrial, airports, post offices. Maintenance facilities and service stations optional until assigned.

The installation and service of all oxygen and acetylene piping systems and related equipment in connection with manufacturing plants or remote distribution systems and industrial applications. Maintenance facilities and service stations optional until assigned.

The setting, erecting and piping of all cooling towers and evaporative condensers.

All work related to the removal and replacement of CFC Refrigerants as mandated by the federal, state and local laws.

All Work done in the pipefitter industry to comply with any environmental rules or regulations as set forth by federal, state, or local governments.

Equipment used on building and construction work in conjunction with the work of the trade, as a time and labor saving device, shall be operated by qualified Employees under this trade classification.

The operation of pumps, air compressors and welding machines when used in conjunction with work covered by the pipefitters, shall be done by this trade classification.

The testing and balancing of all piping systems or component parts thereof and solar systems, shall be done by this trade classification.

Temporary mechanical equipment and air conditioning systems shall be installed and serviced by this trade classification.

The unloading and handling from curbstone delivery, all equipment (including cooling towers) materials, the erection, installation of all tubing and piping, the setting and hanging of all units and fixtures which are included and necessary to make and complete an air conditioning, refrigeration, heating, piping installation, and solar installation, including the charging, testing, air and water balancing, servicing and maintenance of same and warranty of same.

MIAMI-DADE COUNTY
§2-11.16 CODE OF MIAMI-DADE COUNTY
RESPONSIBLE WAGES AND BENEFITS SCHEDULE
2022

"HEAVY CONSTRUCTION"

TRADE/WORK LEVEL CLASSIFICATION	PER HOUR WAGE RATE	PER HOUR HEALTH BENEFIT (1)	PER HOUR PENSION BENEFIT	COMBINED DOLLAR VALUE
--	-------------------------------	--	---	--------------------------------------

PLUMBERS

Plumbers	\$ 30.58	\$ 6.20	\$ 5.59	\$ 42.37
Foremen (10 or more employees)	\$ 35.21	\$ 6.20	\$ 5.59	\$ 47.00
General Foremen (16 or more employees)	\$ 39.83	\$ 6.20	\$ 5.59	\$ 51.62

Apprentices:

NOTE: Apprentices will be permitted to work at these rates when they are employed pursuant to and individually registered in a legitimate apprenticeship program registered with the U. S. Department of Labor, Employment and Training Administration, Bureau of Apprenticeship and Training, or with a state apprenticeship agency recognized by the Bureau. In Florida this agency is the Florida Department of Education, Division of Career and Adult Education, Apprenticeship Section - <http://www.fldoe.org/workforce/apprenticeship>. Please see pages 7-8 of the Supplemental General Conditions for more information.

1st year	\$ 13.76	\$ 3.24	\$ 0.40	\$ 17.40
2nd year	\$ 15.44	\$ 4.29	\$ 2.10	\$ 21.83
3rd year	\$ 17.61	\$ 4.39	\$ 2.28	\$ 24.28
4th year	\$ 19.88	\$ 4.45	\$ 2.28	\$ 26.61
5th year	\$ 22.94	\$ 4.36	\$ 2.28	\$ 29.58

(1) Per hour health benefit includes hospitalization, medical, life, vision and dental insurance.

Scope of work under this trade includes but is not be limited to: the installation of appliances, piping and plumbing fixtures to be done by plumber and plumbers apprentices. All job site unloading from tailgate and after, all of the handling and rigging of materials, fixtures, appliances having waste, water or gas connections, tools and equipment, for use in the work covered shall be done by plumbers and plumber apprentices. Also included, where required, cement under tubs and all cementing of pipe supports and columns for piping systems. All filling and testing fixtures and pipes as required, including the layout and hook-up of water hoses for tests. Additionally where required: covering of fixtures for protection, grouting of all fixtures and cementing of all plumbing pipe chases and sleeves.

Plumber shall mean any person employed by a firm or corporation lawfully licensed to contract for and install work covered by the Plumbing Code of Miami-Dade County. The scope of work shall be, but not limited to as follows: All piping, setting and hanging of all units and fixtures for plumbing systems, water, waste, floor drains, drain gates, supply, leader, soil pipe, grease traps, sewage and vent lines. All cold, hot and circulating water lines, piping for house pumps, cellar drains, ejectors, house tanks, pressure tanks, swimming pools, ornamental pools, display fountains, drinking fountains, aquariums, plumbing fixtures and appliances, and the handling and setting of the above mentioned equipment. All piping in connection with central distributing filtration treatment stations, boosting stations, water and sewage disposal plants, central chlorination and chemical treatment work, and all underground supply lines to cooling wells, suction basin, filter basins, settling basins, and aeration basins or tanks and lift stations on private property.

All potable water mains for whatever source, including branches and fire hydrants, etc. All potable water services from mains to buildings, including water meters and water meter foundations. All piping for potable water filters, water softeners, water meters and the setting of the same. All meters for measuring a volume of any substance, when used in connection with the plumbing industry. The laying out and cutting of holes, chases and channels, the setting and erection of bolts, inserts, stands, brackets, supports and boxes used in connection with the plumbing industry. The handling and using of all tools and equipment that may be necessary for the erection and installation of all work and material used in connection with plumbing. Laying out, cutting, bending and fabricating of all pipe work of every description, by whatever mode or method, when used in connection with the plumbing industry.

MIAMI-DADE COUNTY
§2-11.16 CODE OF MIAMI-DADE COUNTY
RESPONSIBLE WAGES AND BENEFITS SCHEDULE
2022

"HEAVY CONSTRUCTION"

TRADE/WORK LEVEL CLASSIFICATION	PER HOUR WAGE RATE	PER HOUR HEALTH BENEFIT (1)	PER HOUR PENSION BENEFIT	COMBINED DOLLAR VALUE
--	-------------------------------	--	---	--------------------------------------

PLUMBERS, Continued

Prepare and grade trenches either manually or with machines in connection with the plumbing. The setting and hanging of all units or fixtures for ice making when units are complete and ready for operation. All Solar systems, piping and collectors of every description when used. All gas piping on the building side of meter, all piping of air systems including the assembling, erecting, handling and setting of all equipment used in the systems. The assembling, erecting, handling and setting of tanks, piping of instruments, measuring devices, thermostatic controls, gauges boards and other controls, oil heaters, oil coolers, storage and distribution tanks, transfer pumps and mixing devices and piping thereto. Installation of drain lines from equipment installed by pipefitters where directly connected to a sanitary system and condensate drain as part of system.

Down spouts and drainage area soil pipes, catch basins, manholes, drains, gravel basins, storm water sewers, septic tanks, cesspools, water storage tanks, air conditioning and heating drain directly connected to storm drains and condensation systems. The installation and service of vacuum cleaning equipment and piping, vacuum systems and the installation and service of oxygen systems. All acetylene and arc welding, brazing, lead burning, soldering and wiped joints, caulked, expanded and rolled joints, or any other mode or method of making joints in connection with the plumbing industry.

Inspections of sewer lines for leak and damages through the use of video camera inspections and the repairing of any leaks or replacing pipes.

Smoke testing on sanitary piping systems and the repairing of damaged pipes; domestic water piping, reclaim water and irrigation water distribution; water pipe locating and leak detection and repairs of all water services, water distribution, irrigation and reclaim water piping.

All reclaim water systems and water harvesting systems installed and maintained by the plumbers including underground tank, above ground tanks, pumps and filters and filtering systems.

MIAMI-DADE COUNTY
§2-11.16 CODE OF MIAMI-DADE COUNTY
RESPONSIBLE WAGES AND BENEFITS SCHEDULE
2022

"HEAVY CONSTRUCTION"

TRADE/WORK LEVEL CLASSIFICATION	PER HOUR WAGE RATE	PER HOUR HEALTH BENEFIT (1)	PER HOUR PENSION BENEFIT	COMBINED DOLLAR VALUE
--	-------------------------------	--	---	--------------------------------------

ROOFERS

Roofers	\$ 24.09	\$ 6.47	\$ 2.00	\$ 32.56
Foreman	\$ 26.09	\$ 6.47	\$ 2.00	\$ 34.56
Helper 1st year	\$ 12.05	\$ 6.47	\$ 2.00	\$ 20.52
Helper 2nd year	\$ 14.45	\$ 6.47	\$ 2.00	\$ 22.92
Helper 3rd year	\$ 16.86	\$ 6.47	\$ 2.00	\$ 25.33

(1) Per hour health benefit includes hospitalization, medical, life, vision and dental insurance.

The application and installation of the following types of work: All forms of elastomeric, elasto-plastic and thermo-plastic roofing systems, both sheet and liquid applied, whether single-ply or multi-ply. These shall include but not be limited to Polyvinyl chloride systems (PVC), Butyl Rubber, ethylene propylene diene monomer (EDPM), Polyisobutylene (PIB), Chlorinated polyethylene (CPE), Chlorosulfonated polyethylene (CSPE), Neoprene, Nitrile Alloy (NBP), Ethylene Interpolymers (EIP), Thermoplastic Polyolefins (TPO), Ethylene Tetra Fluoro Ethylene (ETFE).

All base flashings, curb flashings and counter flashings of elastomeric, elasto-plastic or thermos-plastic composition as outlined in (1) used to roof or waterproof intersections of horizontal surfaces.

All components of elastomeric, elasto-plastic and thermos-plastic roofing systems used to seal the roof, including but not limited to nailers, blocking, ballast of all types of walkways, reinforcements, preformed panels, protection boards, plaza pavers, expansion joints, pitch pans, scupper flashing, drain flashings, compression seal, termination bars, caulking, and sealants.

All insulations applied with the above systems, whether laid dry, mechanically fastened or attached with adhesives.

All forms of composite insulations having nailable surfaces or any other means of attachments (e.g. plywood, pressboard, chipboard, drywall, or other laminates) bonded to the insulation wherever such composite insulations are used as an integral thermal insulating component of the roofing system.

All types of aggregates, blocks, bricks, stones, pavers, soils, overburdens, vegetation or units of photovoltaic cell construction used to ballast or protect these elastomeric, elasto-plastic and thermo-plastic systems.

All solar or photovoltaic cell-type integrated roof membranes used to transform solar energy to electrical energy.

All types of aggregates, blocks, bricks, stones, pavers, soils, overburdens, vegetation or units of photovoltaic cell construction used to ballast or protect inverted roof membrane assembly (IRMA) roofs or roofs of similar construction where the insulation is laid over the roof membrane.

All sealing and caulking of seams and joints on these elastomeric, elasto-plastic and thermos-plastic systems to ensure that these systems are watertight.

All cleaning, preparing, priming and sealing of surfaces to be roofed, whether done by roller, mop, swab three-knot brush, squeegees, spray systems or any other means of application.

All handling, hoisting, lifting and storing of all roofing materials.

All tear off and/or removal of any type of roofing including ballast and all overburdens, all spading, sweeping, vacuuming and/or cleanup of any and all areas of any type where an elastomeric, elasto-plastic or thermos-plastic or similar product as listed above to be re-laid or any cleanup of any materials on any construction site and operation of equipment that are used these roofing systems under the roofing trade.

MIAMI-DADE COUNTY
§2-11.16 CODE OF MIAMI-DADE COUNTY
RESPONSIBLE WAGES AND BENEFITS SCHEDULE
2022

"HEAVY CONSTRUCTION"

TRADE/WORK LEVEL CLASSIFICATION	PER HOUR WAGE RATE	PER HOUR HEALTH BENEFIT (1)	PER HOUR PENSION BENEFIT	COMBINED DOLLAR VALUE
--	-------------------------------	--	---	--------------------------------------

ROOFERS, Continued

All components of water recapturing systems that is an integral part of these types of roofing systems that protect against water and moisture mitigation or intrusion.

All components of rooftop and sub-surface water recapture or rainwater harvest systems that are an integral part of these type roof systems where the primary purpose is to control and manage water run-off.

All water and flood testing of all roofing systems.

All substitutions, improvements, changes, modifications and/or alternatives to roofer jurisdiction or materials listed above.

All other materials, equipment and/or applications necessary or appropriate to complete, perform or apply the processes and/or materials under this trade.

MIAMI-DADE COUNTY
§2-11.16 CODE OF MIAMI-DADE COUNTY
RESPONSIBLE WAGES AND BENEFITS SCHEDULE
2022

"HEAVY CONSTRUCTION"

TRADE/WORK LEVEL CLASSIFICATION	PER HOUR WAGE RATE	PER HOUR HEALTH BENEFIT (1)	PER HOUR PENSION BENEFIT	COMBINED DOLLAR VALUE
------------------------------------	-----------------------	-----------------------------------	--------------------------------	-----------------------------

SHEET METAL WORKERS

Commercial

Sheet Metal Workers	\$ 26.80	\$ 8.04	\$ 5.77	\$ 40.61
Foreman (4 - 10 workers)	\$ 29.48	\$ 8.04	\$ 5.77	\$ 43.29
General Foreman (2 or more Foreman)	\$ 30.82	\$ 8.04	\$ 5.77	\$ 44.63

Industrial

Sheet Metal Workers	\$ 35.71	\$ 8.04	\$ 6.06	\$ 49.81
Foremen (4 -10 workers)	\$ 41.07	\$ 8.04	\$ 6.06	\$ 55.17
General Foremen (2 or more Foremen)	\$ 42.85	\$ 8.04	\$ 6.06	\$ 56.95

Industrial Rate are used for Garbage Disposal Plants and Water & Sewer Treatment Plants.

Apprentices:

NOTE: Apprentices will be permitted to work at these rates when they are employed pursuant to and individually registered in a legitimate apprenticeship program registered with the U. S. Department of Labor, Employment and Training Administration, Bureau of Apprenticeship and Training, or with a state apprenticeship agency recognized by the Bureau. In Florida this agency is the Florida Department of Education, Division of Career and Adult Education, Apprenticeship Section -

1st 6 months	\$ 19.64	\$ 8.04	\$ 3.34	\$ 31.02
2nd 6 months	\$ 19.64	\$ 8.04	\$ 3.34	\$ 31.02
3rd 6 months	\$ 21.43	\$ 8.04	\$ 3.64	\$ 33.11
4th 6 months	\$ 23.21	\$ 8.04	\$ 3.94	\$ 35.19
5th 6 months	\$ 25.00	\$ 8.04	\$ 4.24	\$ 37.28
6th 6 months	\$ 26.78	\$ 8.04	\$ 4.55	\$ 39.37
7th 6 months	\$ 28.57	\$ 8.04	\$ 4.85	\$ 41.46
8th 6 months	\$ 30.35	\$ 8.04	\$ 5.16	\$ 43.55

APPRENTICE RATIO: Three (3) Apprentices to three (3) Sheet Metal Workers

(1) Per hour health benefit includes hospitalization, medical, life vision and dental insurance.

Scope of work under this trade includes but is not be limited to: (a) manufacture, fabrication, assembling, handling, erection, installations, dismantling, conditioning, adjustment, alteration, repairing and serving of all ferrous or nonferrous metal work and all other materials used in lieu thereof and of all HVAC systems, air veyor systems, exhaust systems and air-handling systems regardless of materials used including the setting of all equipment and all reinforcements in connection therewith; (b) all lagging over insulation and all duct lining; (c) testing and balancing of all air-handling equipment and duct work; (d) the preparation of all shop and field sketches whether manually drawn or computer assisted used in fabrication and erection, including those taken from original architectural and engineering drawings or sketches; and, (e) installation of proprietary and non proprietary metal roofing.

MIAMI-DADE COUNTY
§2-11.16 CODE OF MIAMI-DADE COUNTY
RESPONSIBLE WAGES AND BENEFITS SCHEDULE
2022

"HEAVY CONSTRUCTION"

TRADE/WORK LEVEL CLASSIFICATION	PER HOUR WAGE RATE	PER HOUR HEALTH BENEFIT (1)	PER HOUR PENSION BENEFIT	COMBINED DOLLAR VALUE
--	-------------------------------	--	---	--------------------------------------

WELDERS - Receive rate prescribed for craft performing operation to which welding is incidental.

For any class of laborers or mechanics which is not listed in the wage determination and which is to be employed under the contract, Small Business Development for a wage determination.

Questions concerning the comparability of worker classifications or the applicability of Davis-Bacon classification shall be determined by the County.

Please Contact:

**Internal Services Department
Small Business Development Division
The Stephen P. Clark Center
111 N.W. 1st Street - 19th Floor
Miami, Florida 33128-1906
Phone Number: (305) 375-3111
Fax Number: (305) 375-3160**

NOTICE

County Code §2-11.16



NOTICE TO ALL EMPLOYEES WORKING ON COUNTY CONSTRUCTION PROJECTS

RESPONSIBLE WAGES AND BENEFITS

MINIMUM WAGE

You must be paid not less than the required base hourly rate and benefits listed in the Wages and Benefits Schedule for every hour worked. You may not be paid below the base rate even if the value of the fringe benefits provided to you exceeds the value of the health and pension required in the schedule. Additionally, you must be paid not less than the combined dollar value (Base Rate + Health + Pension Benefit) listed in the wage and benefits schedule posted with this notice for the type of work you are performing if benefits are not provided.

OVERTIME

You must be paid time and one-half of your rate of pay for all hours worked in excess of 40 hours in a week.

APPRENTICES & TRAINEES

Apprentices/trainees rates apply only to apprentices and trainees properly registered under an approved Federal or State apprenticeship or training program.

SANCTIONS

Sanctions for a first-time offender are 20% of the amount of underpayment payable to the County. The sanctions increase to 40% for the second underpayment and 60% for the third underpayment. Contractors found to have underpaid a fourth time may be subject to suspension or termination in accordance with the contract terms and debarment in accordance with the debarment procedures of the County.

COMPLAINTS Written complaints of underpayment should be filed with:

Internal Services Department
Small Business Development Division
111 NW 1ST Street, 19TH Floor Miami, FL 33128
Telephone: (305) 375-3111 FAX: (305) 375-3160
Email: SBDMAIL@MIAMIDADE.GOV

FAIR WAGE AFFIDAVIT

Before me, the undersigned authority appeared _____ the
(PRINT NAME)

_____ of _____,
(PRINT TITLE) (PRINT NAME OF BIDDER OR PROPOSER)

who attests that _____ shall pay workers on
(PRINT NAME OF BIDDER OR PROPOSER)

the project minimum wage rates in accordance with Responsible Wages and Benefits, Section 2-11.16 of the Code of Miami-Dade County and the Labor Provisions of the contract documents.

**State of FLORIDA
County of Miami-Dade**

Sworn to (or affirmed) and subscribed before me this _____ day of _____, 20_____.

_____ Personally, known or _____ produced identification.

(Signature of Notary Public - State of Florida)

(Print, Type, or Stamp Commissioned Name of Notary Public)

Type of identification produced: _____



Contractor Quick-Start Guide



CONTRACTOR QUICK START GUIDE

Here at LCPtracker (Labor Compliance Program Tracker), we are aware that using a Prevailing wage software may be a new undertaking for many Contractors. We have designed this guide to explain what LCPtracker is used for and how to start using the software.

LCPtracker has been in business since 2001, and we are constantly changing to better suit your labor compliance needs. LCPtracker is used by over 200 Government Agencies and 55,000 Contractors.

LCPtracker is an online, cloud-based software company that provides users with the proper tools to easily ensure that each contractor is meeting prevailing wage guidelines as well as to easily create the detailed reports that can be required by agencies like the United States Army Corp of Engineers or the FHWA.

Whether it's Davis-Bacon laws that are set by the United States Department of Labor (USDOL), California prevailing wages set by the Department of Industrial Relations (DIR), or any other labor laws set by a specific state or local government agency, LCPtracker makes it easy to guarantee that every Contractor is compliant.



HOW DOES IT WORK?

The LCPtracker service is a paperless, online system of entering Certified Payroll Reports (CPRs). Payroll data may be entered directly into the system, or uploaded from major construction accounting systems or payroll programs. This service eliminates the need for Contractors to submit paper documents and forms while providing an online database that stores all CPRs.

All contract-specific wage rates, fringe rates and worker crafts/classifications are online within the system, and Contractors may then select craft/classifications from a drop-down menu. Potential errors in wage rates or work classification entries are flagged to Contractors preemptively, allowing them to correct data prior to submittal. (This is contingent on how the Agency sets up their project validations.)

A few of the **immediate benefits** experienced by using LCPtracker are:

- All Contractor reports are available instantly to Contractors in hardcopy and electronic format.
- No need to mail in paperwork! Payrolls will be submitted electronically.

There is no cost to Contractors for this service or for online training and we have a dedicated Support staff available Monday through Friday from 5:00am until 5:30pm PST.



CONTACTING LCPTRACKER SUPPORT

Contractors may access the various options for training after receiving a User ID and password, which will be sent by a “no reply” email address from LCPtracker (i.e., NOREPLY@LCPtracker.com.) This email, with login instructions, will be sent to Contractors once they’re assigned to an account in LCPtracker by your Agency or Prime Contractor. Every Contractor account is created by the Agency or their Prime Contractor. Complete and full support is offered directly to Contractors by LCPtracker for any technical questions on the use of the software.

Contact LCPtracker Support



- 714-669-0052 option 4; or
- Support@LCPtracker.com; or
- Live Chat

If you send the Support Team an email or prefer to leave a voice message, LCPtracker asks that you include the information listed below. (Because of the high number of users stored within LCPtracker, we cannot look up your account with only your company name or project you are working on.)

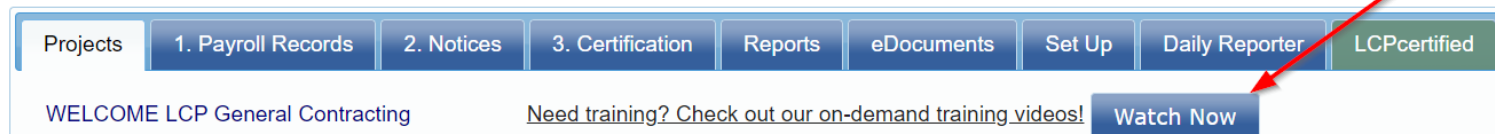
- Your Company Name
- Your User ID
- Your Name and Phone Number
- What the Issue is – please be as specific as possible so we can re-create the issue

LCPTRACKER TRAINING OPTIONS

Contractors may access the various options for training after receiving a User ID and password. An email with login instructions will be sent to Contractors once they are assigned to an account in LCPtracker. Every Contractor account is created by the Agency or their Prime Contractor.



LG-LCPTRACKER DEMO DATABASE [Change Account](#)





ADD/EDIT EMPLOYEE

To add an employee into system or edit someone already in system, click on **Set Up** and then **Add/Edit Employee**.

The screenshot shows the 'Setup Main Menu' with a navigation bar at the top containing: Projects, 1. Payroll Records, 2. Notices, 3. Certification, Reports, eDocuments, Set Up, Daily Reporter, and LCPcertified. Below the navigation bar is the 'Setup Main Menu' section with a grid of buttons. The 'Add/Edit Employee' button is circled in red. Other buttons include: Company Information, Add/Edit Craft Name, Fringe Benefits Maintenance, Copy Employees, Add/Edit Work Order, Subcontractor Setup, Add/Remove County Match, Add/Edit Additional Users, Edit Login Password, Add/Remove Craft Match, and Add/Remove Project Match.

Add / Edit Employee Information

This section is used to enter Contractor employees and their personal information. Enter the appropriate employee information in the data fields. Tab key or mouse click to move between fields. Any **RED** asterisk field is required by the Agency, and the system will not save unless the information is entered in the required fields.

Default Hourly Paid Fringes (As paid to Fund on behalf of employee)

This section is known as a “time saver”. You may wish to fill in the hourly fringe rates in this section. This will allow for ease of use when entering payroll records manually, as you will be able to click the “calculate fringes” button on the Payroll Entry screen, and the system will perform the mathematical calculation of the hourly fringes multiplied by the hours worked. (Keep in mind that if you have any predetermined increases, or your Union updates once a year, you will need to come back to this section and update your fringes accordingly.)

If you have multiple projects with different fringe rates, built in increases, or everyone has the same fringes and you only want to enter those dollar values once, you may wish to skip this section and use the Fringe Benefit Maintenance table to enter your hourly fringe rates into system. (Note that any fringe amount entered in this section will supersede the fringe amount entered in that time saver section of the employee setup.)

The screenshot shows the 'Default Hourly Paid Fringes (As paid to Fund on behalf of employee)' form. It has a dropdown menu at the top with the same text. Below the dropdown are five input fields with labels: 'Vac / Hol / Dues', 'Health & Welfare', 'Pension', 'All Other', and 'Training'.



Default Other Deductions Notes

Any deduction that is permissible according to the USDOL or your Agency (such as IRS garnishments, child support, a company loan, etc.) would fall under this “other” deduction section. Any amount listed in “other” will then dictate that “other deduction notes” is required. You can always come back and add/edit the employee and enter value in this section to save yourself time.

1. PAYROLL RECORDS

There are five methods of payroll entry available to all Contractors:

1. Copy Payroll feature in LCPtracker
2. Upload from a payroll system export file
3. Upload from the Excel spreadsheet
4. Direct Payroll Subscription / Interface (DPI)
5. Manual entry

We will be discussing manual entry in detail below, but here is some information regarding the other four:

1. COPY PAYROLL

This option is only available if you have already completed a week of payroll. Once you're in the Payroll Records tab, simply click on the “Copy Previous Payroll” button, select your project, then select the CPR you'd like to copy.



2. UPLOAD FROM A PAYROLL SYSTEM EXPORT FILE

From the Payroll Record tab, click on the “Upload Records” button. Further click on the “Accounting Systems” button, and you will see a partial list of the payroll companies that we have partnered with to create a payroll interface, or export file. To see a complete list of payroll interfaces available, please visit www.lcptracker.com, and click on Partners>Payroll Interfaces. If you do not find your payroll company, and would like to see if there is an opportunity to partner, please fill out the informational form listed under the “Upload Records” section and someone from LCPtracker will contact you.



Accounting Systems

Click below your accounting system to learn how to access the upload file.

1. [California Payroll](#)
2. [Construction Partner](#)
3. [Foundation Software](#)
4. [Pay-Net Software](#)
5. [Paychex Software](#)
6. [Paylocity Software](#)
7. [Quantum Software](#)
8. [Quickbooks Software](#)
9. [Viewpoint Software](#)
10. [Dexter + Chaney](#)

If your accounting system is not listed click [here](#) to request an interface be created.

Accounting Systems Upload Help Download spreadsheet template

Click on the Accounting Systems button to access information regarding accounting / payroll system interfaces.

Payroll Accounting System
ADP Workforce Now
Benepay Technologies
California Payroll
COINS
ComputerEase
Computer Guidance
Construction Partner Foundation
JobPower Software
Paychex
Paycom
Payday Workforce Solutions
Paylocity
Pay-Net
Payroll People Inc - PPI
Payroll Systems - Quantum Systems
Sage 100 & 300 – via Event 1 Software
Sunburst
Timberline – via Event 1 Software
Ultimate Software - UltiPro
Viewpoint – ProContractor
Viewpoint – Spectrum (Formerly Dexter-Chaney)
Viewpoint – Vista

You can click on the name of your payroll company, and you will either find a list of directions on how to obtain your export file, or you will see a request that you contact your payroll company directly for instructions on how to obtain that export file.

Once you have it, you can use it to upload your CPR from that “Upload Records” button. For more information, feel free to either contact Support, or look in the Training Materials section for more detailed instructions.

3. UPLOAD FROM THE EXCEL SPREADSHEET

LCPtracker has an Excel spreadsheet template available for you to download in the same “Upload Records” section mentioned above. There is a legend as well as instructions available on the Excel template.

You can manually enter info into this Excel spreadsheet, or you can confer with your IT department to see if they can utilize this spreadsheet to create a report out of your existing payroll system.

Upload Records

Select week end date:

Select a project:

Select a location:

☐ Calculate fringes automatically ☒ Use "NOT AVAILABLE" if crafts is unmatched

Please note that the Excel Upload Template will now be limited to 200 payroll records per upload. If your file contains more than 200 payroll records, please break up the file into multiple uploads.

Select the file to upload: No file chosen

Accounting Systems Upload Help **Download spreadsheet template**

Click on the Accounting Systems button to access information regarding accounting / payroll system interfaces.



4. DIRECT PAYROLL SUBSCRIPTION / INTERFACE (DPI)

This is another option available to Contractors who would prefer to not enter their CPRs manually, do not want to use the Excel spreadsheet, and do not use a payroll company that LCPtracker partners with. You can choose to have LCPtracker map your existing payroll so that you may use it (as a PDF or .CSV file) as an upload file. Once you have it, you can use it to upload your CPR from that “Upload Records” button.

For more information, feel free to either contact Support, or look in the Training Materials section for more detailed instructions.

The screenshot shows the LCPtracker interface with the 'Payroll Records' section selected. The 'Direct Payroll Subscription' button is circled in red.

Projects	1. Payroll Records	2. Notices	3. Certification	Reports	eDocuments
Payroll Records					
Enter Records		Direct Payroll Subscription			
Copy Previous Payroll		Recovery Act Additional Data Entry			
Edit Uncertified Payroll Records		FHWA 1391 Additional Data Entry			
Upload Records		HUD Additional Data Entry			

5. MANUAL ENTRY

You will enter a record each week for every employee that performs work covered by prevailing wages on their project. If your employee works in more than one classification (i.e., they've worked 20 hours as a Carpenter and 20 hours as a Power Equipment Operator) please enter two separate pay records to show that they are being paid according to the work performed.

The screenshot shows the LCPtracker interface with the 'Payroll Records' section selected. The 'Enter Records' button is circled in red.

Projects	1. Payroll Records	2. Notices	3. Certification	Reports	eDocuments
Payroll Records					
Enter Records		Direct Payroll Subscription			
Copy Previous Payroll		Recovery Act Additional Data Entry			
Edit Uncertified Payroll Records		FHWA 1391 Additional Data Entry			
Upload Records		HUD Additional Data Entry			



AMOUNTS PAID (top section of the Payroll Record Entry Form)

Enter the appropriate amounts in the appropriate sections. Keep in mind this is just a transfer of historical data from your already existing payroll records.

Payroll record entry form (2 of 2)

Week End Date: 6/3/2018 Contractor: Darren's Demo

Project: M59 Realignment Sub To:

Employee: DUCK, DONALD Contract ID: 5

☐ Is Foreman ☐ Is Owner/Operator

Gross Employee Pay This Project
(Usually No Fringes)

0.000

Wages Paid in Lieu of Fringes (Total Cash Fringes)

0.000

These fields are Hourly rate fields (Usually No Fringes)

Base Hourly

50.000

Overtime Hourly

0.000

Doubletime Hourly

0.000

Rate in Lieu of Fringes (Cash Fringes)

0.000

Gross Employee Pay This Project – The amount of basic wages paid for this project only. This is typically the hourly rate of pay multiplied by the hours worked (it could be more complex with overtime figured in).

Wages Paid-in-Lieu of Fringes – The amount paid to the employee instead of fringe benefits paid to a plan, fund or program. This amount is sometimes included in the Gross Employee Pay this Project depending on the accounting system and the agency reporting requirements. (Whether you are a Union Shop or Open Shop typically determines whether you pay these required fringes to an approved plan, fund or program, or pay them directly to the employee in cash.) This amount would be the rate-in-lieu of Fringes multiplied by the number of hours worked.

Rate-in-lieu of fringes – The hourly rate paid-in-lieu of fringes. If you pay your employees directly for the required fringe benefit instead of paying into an approved plan, fund or program, please list the hourly rate paid here.

Base Hourly – The hourly rate of pay not including fringes. Some accounting systems include taxable fringes and fringes paid-in-lieu in this amount, do not include those in this field.

Overtime Hourly – The hourly rate of pay multiplied by a factor of 1.5. Do not include fringe benefits in this equation, unless specifically called for by your Agency.

Doubletime Hourly – The hourly rate of pay multiplied by a factor of 2. Do not include fringe benefits in this equation, unless specifically called for by your Agency.



CLASSIFICATIONS

This section lists the craft and classification that your employee worked on your project and will be paid for. If you mistakenly choose the wrong classification on the original entry page, you may change it here by clicking on the Edit button. (Please remember that if your employee worked in more than one classification within this work week, you will need to enter a separate payroll record for that classification.)

▼ Classifications					
Jurisdiction	Location	Craft	Classification	Construction Type	
Federal Wages	Huron County, MI	Carpenter	Carpenter - Pending USDOL 02/01/2017	Highway	<input type="button" value="Edit"/>

HOURS WORKED EACH DAY FOR THIS PROJECT ONLY

Enter the hours worked each day. The first row is for regular time worked, the second row is for overtime worked and the third row for is for double time worked. You ONLY enter hours worked on this prevailing wage job for this week. The system will total each type of hours worked, the days worked and the week under the totals hours column.

▼ Hours Worked Each Day for This Project Only								
	Monday 5/28/2018	Tuesday 5/29/2018	Wednesday 5/30/2018	Thursday 5/31/2018	Friday 6/1/2018	Saturday 6/2/2018	Sunday 6/3/2018	Total Hours
Regular Time	<input type="text" value="0.00"/>	<input type="text" value="0.00"/>	<input type="text" value="0.00"/>	<input type="text" value="0.00"/>	<input type="text" value="0.00"/>	<input type="text" value="0.00"/>	<input type="text" value="0.00"/>	<input type="text" value="0.00"/>
Overtime at 1.5	<input type="text" value="0.00"/>	<input type="text" value="0.00"/>	<input type="text" value="0.00"/>	<input type="text" value="0.00"/>	<input type="text" value="0.00"/>	<input type="text" value="0.00"/>	<input type="text" value="0.00"/>	<input type="text" value="0.00"/>
Double-Time	<input type="text" value="0.00"/>	<input type="text" value="0.00"/>	<input type="text" value="0.00"/>	<input type="text" value="0.00"/>	<input type="text" value="0.00"/>	<input type="text" value="0.00"/>	<input type="text" value="0.00"/>	<input type="text" value="0.00"/>
Total	<input type="text" value="0.00"/>	<input type="text" value="0.00"/>	<input type="text" value="0.00"/>	<input type="text" value="0.00"/>	<input type="text" value="0.00"/>	<input type="text" value="0.00"/>	<input type="text" value="0.00"/>	<input type="text" value="0.00"/>

FRINGES/CONTRIBUTIONS PAID TO OTHER (NOT EMPLOYEE) FOR THIS PROJECT ONLY

You may utilize this section in two different ways:

1. Auto calculate
2. Manual entry

The first is by simply clicking the Calculate Fringes button so that the system automatically calculates the fringe benefit rates paid. This only works if you filled out the hourly fringe benefit rates in the Add/Edit Employee screen (or the Fringe Benefit Maintenance section, also available in the Set Up tab). This function multiplies the hours worked times the fringe benefit rate to get the values.

The second way is to manually enter the total amounts paid per section (Vac/Hol/Dues, Health & Welfare, Pension, etc.) from your payroll register or paystubs. Mark the appropriate check boxes as required. If they are checked in the Add/Edit Employee setup then that value carries over.



▼ Fringes / Contributions paid to others (not employee) for This Project Only (Rate Times the # of Hours Worked)

Vac / Hol / Dues 0.000 More ...
Health & Welf. 0.000
Pension 0.000 More ...
All Other 0.000
Training 0.000

Voluntary Contributions
for all Projects

Pension 0
Medical 0

- ☐ Vac/Hol/Dues Included in Gross Emp. Pay
☐ Some or All Fringes Paid to Employee
☐ Voluntary Contributions Included in Gross Emp. Pay

Calculate Fringes

PAYCHECK – DEDUCTIONS, PAYMENTS AND NOTES (values entered in this section apply to all hours worked on all projects during the week.)

▼ Paycheck - Deductions, Payments and Notes (For All Projects Worked This Week)

☒ Single Paycheck ☐ Multiple Paychecks

Deductions

Fed Tax 0.000 + Social Security 0.000 + Medicare 0.000 + State Tax 0.000 + Local Taxes/SDI 0.000 + Other 0.000 + Vac/Dues 0.000 + Savings 0.000 = Total Deductions 0.000

Payments (If included in paycheck)

Trav/Subs 0.000 Gross Pay All Projects 0.000 Paycheck Amount 0.000 Check Number * Payment Date

Notes

Other Deduction Notes

Deductions - the Total Deductions box will add as you enter values in the taxes, other deductions, Vac/Dues and Savings fields.

Other Deduction - this field is for permissible deductions that do not fall into the other available fields. If you put an amount in the Other deductions field, an Other Deduction Note will become required.

Trav/Subs - this field is for travel or subsistence paid to your employee. This amount does figure into the mathematical calculation that the system to ensure that Gross and Net pays are correct.

Gross Pay All Projects – the gross amount on the paycheck for the week including all projects worked.

Paycheck Amount – this is also referred to as Net pay. This is the actual amount of pay the employee received.

Check Number – you have the option of putting different information in this field. If you hand out actual checks to your employees, please enter the check number in this field. If you utilized direct deposit and no check numbers exists, enter “DD”.



Payment Date – this is the actual date of the paycheck. Not all Agencies require this field.

Notes – this is a section that allows you to communicate anything out of the ordinary that you would like your Agency to know.

Other Deduction Notes – if you entered a permissible deduction in the above-mentioned field, then you will be required to leave a note describing that deduction. Please remember to be transparent in your notes entered. We recommend that you list what the actual deduction is, and not write “other deduction” or “N/A”.

WHEN YOU HAVE COMPLETED ALL THE ABOVE-MENTIONED FIELDS, CLICK SAVE.

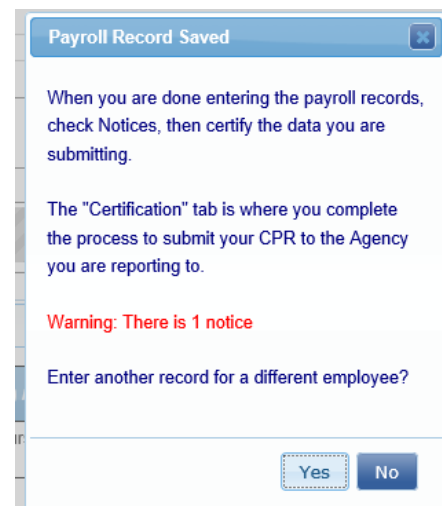
SAVE WITH NO NOTICES

With a successful save you will get this message:



SAVE WITH NOTICES

If you do not get this message, look for the **RED** message on the screen. You may have to scroll up or down on the payroll record to see what you have missed that may be a required field.





2. NOTICES

Once you have entered all payroll records for the week, you should go into the Notices tab to check and see if you have any payroll Notices. Your records have been saved: perhaps there are issues ranging from forgetting to add an employee ID or phone number to forgetting to enter the Gross Employee Pay This Project field at the top of the Payroll Record Entry screen.

Contractor Notices

Project: All Projects

From Date: To Date: ☐ Include Closed Admin Notices Load Data Help

Payroll Notices (0) **Daily Log Notices (0)** **Administrator Notices (6)**

No payroll notices

If you have an employee who shows up in this screen, you will need to clear that notice.

Contractor Notices

Project: All Projects

From Date: To Date: ☐ Include Closed Admin Notices Load Data Help

Payroll Notices (7) **Administrator Notices (20)**

Employee	Project	Sub To	Contract ID	Week End Date	Jurisdiction	Craft	Classification	
CHARTEL ALEXANDER	Herbert Hoover Dam			6/3/2018	Florida	Laborer	Laborer: Pipelayer	Edit

To clear your notice, click on the Edit button to the right of the employee name. From there, you will be taken back into the Payroll Record Entry screen. Scroll down the bottom and you will see detailed notes on exactly what your notice is.

If you do not understand the notice, you have options on how to get help. You can click on the Video Assistance "Play Now" button and you will see a video that explains what the notice is and how to address it, or you can contact our Support department and they will assist you.

You must clear all notices to certify your payroll.

CERTIFICATION

You are almost finished, and now it's time to certify your payroll. You will do this for each week beginning when you first start work on your project until the last week on the project.

You have three options available to you when you certify your payroll:

- Certify a payroll for a week during which work was performed
- Certify a payroll for a week during which no work was performed (non-work week payroll)
- Certify a payroll for multiple consecutive weeks during which no work was performed



CERTIFICATION WIZARD, STEP 1 OF 2

To certify your payroll:

- Choose your project
- Choose the type of payroll you are certifying
- Choose your week ending date (if you choose multiple consecutive weeks, you will enter the start date and the last date)
- Enter your name as the person certifying your payroll
- Enter your title
- Click next

Certification Wizard Step 1 of 2

Project Last CPR Info: Date 1/28/2018 | Payroll Number 54

M59 Realignment | 5

Work performed this week?

☒ Work activity to be reported for this week

☐ No work activity to be reported for this week

☐ No work activity to be reported for multiple consecutive weeks

Week End Date

06/03/2018

Payroll Number

1

Name of Person Certifying

Mickey Mouse

Title

Payroll Manager

Cancel Next Help

CERTIFICATION WIZARD, STEP 2 OF 2

You are now seeing your Statement of Compliance (SOC) portion of your certified payroll report. You are just a few clicks away from certifying your payroll.

You now need to denote how you pay your fringe benefits (if you do both, you may choose both):

- 4a – paid into an approved plan, fund or program
- 4b – paid in cash to the employee
- 4c – section to note any exceptions you might have, per craft/classification.

If you have any final remarks that you'd like to leave for your Agency, there is a section available to you to do so. Note: this field is mandatory is you are recertifying a CPR.

You may also click on a checkbox to note if your CPR is a final.

eSignature Password:

Lastly, you will put in your eSignature and click Save. This completes your CPR, and it will pop up in another window so long as you have your pop-up blocker turned off. (If you forget your e-Signature, go back to the Set Up tab, edit your eSignature, and then go back to the Certification Tab and follow the above procedures again.)

Congratulations

You have now completed certifying your payroll.

Your CPRs are electronically sent to your Administrator, and unless otherwise specified, there is no need to send or print out a hardcopy unless you would like to do so for your own records.



Remember that your CPR's will always be stored in your account to access at any time, so you may decide not to print out hardcopies.

CALIFORNIA DIR XML UPLOAD

If you perform work on a California Public Works project, you also need to upload your payroll to the Department of Industrial Relations (DIR) eCPR system. Once you've certified your payroll, you can download the DIR XML file to upload.

Instructions to find and upload this file:

- Click on the Projects tab
- Click on the Certified Payrolls tab
- Locate the week ending payroll file you need
- Click on the DIR XML button (make sure your pop-up blockers are off)
- Save this file to your desktop
- Upload into the DIR eCPR system

Week End Date	Performing	Accept Status				
03/16/2018	YES	Submitted	Edit	Report	DIR XML	Details
03/02/2018	YES	UPDATED	Edit	Report	DIR XML	Details

Page 1

WASHINGTON L&I XML UPLOAD

Beginning in January 2020, weekly certified payroll reports are required to be filed online with Washington State Department of Labor and Industries, or WA L&I, at least once a month for all public works projects. Once you've certified your payroll, you can download the WA L&I XML file to upload.

Instructions to find and upload this file:

- Click on the Projects tab
- Click on the Certified Payrolls tab
- Locate the week ending payroll file you need
- Click on the WA L&I XML button (make sure your pop-up blockers are off)
- Save this file to your desktop
- Upload into the WA State PWIA portal

Week End Date	Performing	Accept Status				
07/06/2019	YES	Submitted	Edit	Report	WA L&I XML	Details

Page 1

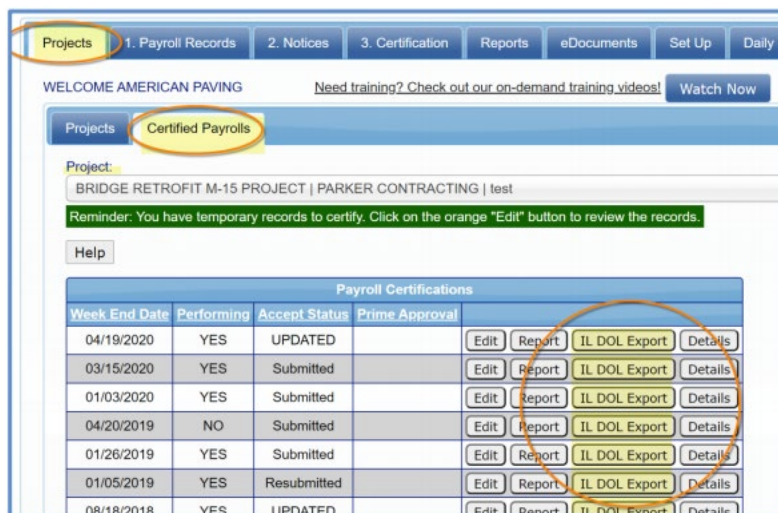


ILLINOIS DOL EXPORT UPLOAD

Beginning in September 2020, weekly certified payroll reports are required to be filed online with the Illinois Department of Labor, or IDOL, by the 15th of each month for all state-funded public works projects. Once you've certified your payroll, you can download the IL DOL XML file to upload.

Instructions to find and upload this file:

- Click on the Projects tab
- Click on the Certified Payrolls tab
- Locate the week ending payroll file you need
- Click on the IL DOL Export button (make sure your pop-up blockers are off)
- Save this file to your desktop
- Make any manual additions/adjustments to the CSV file
- Upload into the IDOL portal




Should you find that you have any further questions, please consult either the Contractor User Manual or call our Support department.

Contact LCPtracker Support

- 714-669-0052 option 4; or
- Support@LCPtracker.com; or
- Live Chat

APPENDIX B OF THE SUPPLEMENTARY CONDITIONS
SMALL BUSINESS DIVISION
PROJECT WORKSHEET



Small Business Development Division

Project Worksheet

Project/Contract Title: Matheson Hammock Bridge Rehabilitation

Received Date: 4/6/2022

Project/Contract No: 20220040

Funding Source: PARKS

Department: Transportation and Public Works

Estimated Cost of Project/Bid: \$309,948.21

Description of Project/Bid: Work includes but is not limited to the following: • Structural Rehabilitation of Bridge Number 874294, Matheson Park Road over Matheson Hammock Canal. • Rehabilitation of structure includes repair of spalls, delaminations, and cracks at the following locations: Underside of sonovoid slab units, bent cap, and columns. • Installation of Carbon Fiber Reinforced Polymer wraps at underside of sonovoid slab units. • Installation of structural jacket around column as indicated in plans. • Removal of existing transverse post-tensioning wires and installation of new post-tensioning bars/strands.

Contract Measures Recommendation

Measure	Program	Goal Percent
No Measure	SBE - Con	

Reasons for Recommendation

SMALL BUSINESS ENTERPRISE- CONSTRUCTION (SBE-Con)

SBD reviewed this project pursuant to Implementing Order 3-22 for SBE-Con measure. Project information analyzed included the project's scope of services, estimated project cost, minimum requirements/qualifications and funding source. Additional factors included surveys conducted with certified firms to determine availability and assignment of the noted measure. These indicate a SBE-Con No Measure is appropriate for this contract due to the insufficient availability of certified firms capable of meet the project's requirements. An attempt was made to assign this project a Set-Aside measure, however, of the firms that responded to the Verification of Availability to Bid process, only two (2) can fulfill the project's requirements

No subcontracting opportunities were identified for this project

Miami Dade County Heavy Construction Wages apply to this contract.

CWP Not Applicable: Not in a DTA

NAICS 237310 Highway, Street, and Bridge Construction

Living Wages: YES ☐ NO ☒

Highway: YES ☐ NO ☒

Heavy Construction: YES ☒ NO ☐

Responsible Wages: YES ☒ NO ☐

Building: YES ☐ NO ☒

SBD Director

Date

4-7-22

APPENDIX C OF THE SUPPLEMENTARY CONDITIONS
CLEARINGHOUSE FORMS



MIAMI-DADE COUNTY – DEPARTMENT OF SMALL BUSINESS DEVELOPMENT

Job Clearinghouse (JCH)

CONSTRUCTION CLEARINGHOUSE JOB APPLICATION

Governed by Miami-Dade County Code section 2-1701 and R-1395-05

Section 1. To be completed by Job Applicant. Please print clearly or type

Title of position sought			Contract/Project Number (if applicable)		
Name: Last First Middle Initial			Last 4 digits of Social Security #		
Address (Street Name and Number) Apt.			Home telephone number:		
City State Zip Code			Additional Contact Telephone number:		
How long have you resided at the above address: <input type="checkbox"/> less than 12 months <input type="checkbox"/> 1 -5 years <input type="checkbox"/> 6-10 yrs <input type="checkbox"/> more than 10yrs			Address (Street Name and Number) Apt.____ City_____ State _____ Zip Code_____		
Date of Birth____/____/____ <input type="checkbox"/> Male <input type="checkbox"/> Female			Languages spoken <input type="checkbox"/> English <input type="checkbox"/> Spanish <input type="checkbox"/> Creole <input type="checkbox"/> Other _____		
			Languages you are able to read and clearly understand: <input type="checkbox"/> English <input type="checkbox"/> Spanish <input type="checkbox"/> Creole <input type="checkbox"/> Other _____		

Current Driver's license: <input type="checkbox"/> None <input type="checkbox"/> Operator/Class E <input type="checkbox"/> Commercial/Class ____ <input type="checkbox"/> Chauffeur/Class D			
---	--	--	--

Have you ever been employed in the construction industry? <input type="checkbox"/> Yes <input type="checkbox"/> No If yes, indicate the trade and the years of experience in each trade.			
<input type="checkbox"/> General Laborer ____ months/years of experience	<input type="checkbox"/> Carpentry ____ months/years of experience	<input type="checkbox"/> Electrical ____ months/years of experience	
<input type="checkbox"/> Mechanical ____ months/years of experience	<input type="checkbox"/> Plumbing ____ months/years of experience	<input type="checkbox"/> Site & Prep Work ____ months/years of experience	
<input type="checkbox"/> Equipment Operator ____ months/years of experience	<input type="checkbox"/> Painting ____ months/years of experience	<input type="checkbox"/> Sprinkler fitting ____ months/years of experience	
<input type="checkbox"/> Drywall Finishing ____ months/years of experience	<input type="checkbox"/> Masonry ____ months/years of experience	<input type="checkbox"/> Tile layer ____ months/years of experience	
<input type="checkbox"/> Landscaping ____ months/years of experience	<input type="checkbox"/> Pipe Fitting ____ months/years of experience	<input type="checkbox"/> Truck Driver ____ months/years of experience	
<input type="checkbox"/> Roofing ____ months/years of experience	<input type="checkbox"/> _____ months/years of experience		
What hours are you available to work? <input type="checkbox"/> 6am-2pm <input type="checkbox"/> 7am-3pm <input type="checkbox"/> 8am- 4pm <input type="checkbox"/> Any shift <input type="checkbox"/> Other			
What construction trades are you interested in? <input type="checkbox"/> Same as indicated above <input type="checkbox"/> Other _____			

Applicant's signature _____ Date _____	
--	--

Section 2 *****FOR SBD USE ONLY*****

Certificates/Licenses: _____	
Job References: _____	

Title of Position Hired:	Date of Hire:
Duration of Job:	Job Salary (hourly rate):
Employer/Contractor	Contract/Project Number:
Applicant was recruited through: <input type="checkbox"/> Self Recruit <input type="checkbox"/> WDO <input type="checkbox"/> WRO <input type="checkbox"/> WTP	

Submit this application to: Attention: Job Clearinghouse Miami-Dade County, Department of Small Business Development (SBD) Project Review and Analysis Division 111 NW 1 st Street, 19 th floor Miami, Florida 33128 Telephone: (305) 375-3111 Fax (305) 375-3160	
---	--



MIAMI-DADE COUNTY
DEPARTMENT OF SMALL BUSINESS DEVELOPMENT
Job Clearinghouse (JCH)

NOTICE OF CONSTRUCTION CLEARINGHOUSE JOB OPPORTUNITY

Governed by Miami-Dade County Code section 2-1701 and R-1395-05

To be completed by Employer/Contractor. Please print clearly or type

EMPLOYER/CONTRACTOR INFORMATION		
Business Name:		Contract/Project Number
Address (Street Name and Number)		Federal ID#
City	State	Zip Code
Telephone Number		Fax Number
Contact Person		Email Address
JOB LISTING INFORMATION		
Job Title		Application Deadline
Job Site Location		Number of Openings
Describe Job Duties:		Hourly Rate
Specialized Training:		
Experience Required (Months/Years):		
Specialized machinery or equipment:		
Job Duration: <input type="checkbox"/> Permanent <input type="checkbox"/> Temporary/If Temporary, how long? ____ Fringe Benefits? <input type="checkbox"/> Yes <input type="checkbox"/> No		
Education Required: <input type="checkbox"/> None <input type="checkbox"/> H.S Diploma/GED <input type="checkbox"/> AA Degree <input type="checkbox"/> Bachelor's Degree <input type="checkbox"/> Master's Degree		
Certifications/License Required: <input type="checkbox"/> None <input type="checkbox"/> Yes If Yes, please list _____		
Driver's license required: <input type="checkbox"/> None <input type="checkbox"/> Operator/Class E <input type="checkbox"/> Commercial/Class ____ <input type="checkbox"/> Chauffeur/Class D		
Language(s) required: <input type="checkbox"/> English <input type="checkbox"/> Spanish <input type="checkbox"/> Creole <input type="checkbox"/> Other		
<u>APPLICANTS SHOULD CONTACT EMPLOYER BY:</u>		
<input type="checkbox"/> Call for Appointment <input type="checkbox"/> Phone Interview <input type="checkbox"/> Send Resume via: <input type="checkbox"/> Mail <input type="checkbox"/> Fax <input type="checkbox"/> Email		
<input type="checkbox"/> Apply In Person Day of the Week: _____ Time: _____ Application Deadline: _____		

Employer/Contractor must submit this form for all job openings.

Attention: Job Clearinghouse
Miami-Dade County Department of Small Business Development
Project Review and Analysis Division
111 NW 1st Street, 19th floor
Miami, Florida 33128
Telephone: (305) 375-3111 Fax (305) 375-3160



Delivering Excellence Every Day

JOB CLEARINGHOUSE AFFIDAVIT
Notice of Construction Job Opportunities

Project / Contract Number: _____

Pursuant to Miami-Dade County Resolution No. R-1395-05, there are ____ open position(s) to submit to the Job Clearinghouse for this project at this time. All open positions will be submitted to South Florida Workforce at <https://iapps.careersourcesfl.com/jchcwp/>.

(Signature of Affiant)

(Date)

(Printed Name of Affiant, Title, and Firm Name)

(Witness)

Sworn to and subscribed before me this

_____ day of _____ 20 ____

By: _____

Signature of Notary Public



Personally Known



Produced ID

Type of ID produced _____

APPENDIX D OF THE SUPPLEMENTARY CONDITIONS
RESIDENTS FIRST TRAINING AND EMPLOYMENT PROGRAM
COMPLIANCE FORMS

(RFTE 1, RFTE 2, RFTE 3, AND RFTE 4)

Residents First Training and Employment Program
Responsible Contractor/Subcontractor Affidavit Form (RFTE 1)
(Miami-Dade County Code Section 2-11.17)

In accordance with Section 2-11.17 of the Miami-Dade County Code, all contractors and subcontractors of any tier performing on a contract for (i) the construction, demolition, alteration and/or repair of public buildings or public works projects valued in excess of \$1,000,000 funded completely or partially by Miami-Dade County, or (ii) privately funded projects or leases valued in excess of \$1,000,000 for the construction, demolition, alteration or repair of buildings or improvements on County owned land, and which are subject to Section 2-11.16 of the Code of Miami-Dade County shall comply with the requirements of the Residents First Training and Employment Program.

If applicable, the undersigned ☐ Contractor / ☐ Subcontractor verifies that should they be awarded the contract, the undersigned understands their obligation to comply with the following:

- i. Prior to working on the project, all persons employed by the contractor / subcontractor to perform construction shall have completed, the OSHA 10 Hour Safety Training course established by the Occupational Safety & Health Administration of the United States Department of Labor. Such training does not need to be completed at the time of bidding but shall be completed prior to the date persons are employed on the project.
- ii. The contractor / subcontractor will make its best reasonable efforts to promote employment opportunities for local residents and seek to achieve a project goal of having fifty-one percent (51%) of all Construction Labor hours performed by Miami-Dade County residents. To verify workers' residency, firms shall require each worker to produce a valid driver's license or other form of government-issued identification.

Printed Name of Affiant **Printed Title of Affiant** **Signature of Affiant**

Name of Firm **Date**

Address of Firm **State** **Zip Code**

Project Number/Name

Notary Public Information

Notary Public – State of _____ County of _____

Subscribed and sworn to (or affirmed) before me this _____ day of, _____ 20____.

by _____ He or she is personally known to me ☐ or has produced identification ☐

Type of identification produced _____

Signature of Notary Public **Serial Number**

Print or Stamp of Notary Public **Expiration Date** **Notary Public Seal**

**Residents First Training and Employment Program/Community Workforce Program/Employ Miami-Dade Program
Construction Workforce Plan (Miami-Dade County Code Sections 2-11.17, 2-1701 & A.O. 3-63) - Form RFTE 2**

Construction Workforce Plan (Miami-Dade County Code Sections 2-11.17, 2-1701 & A.O. 3-63) - Form RFTE 2

Contract No.

Prime Contractor:

☐ §2-1701 Community Workforce Program

☐ §2-11.17 Resident First Training and Employment Program☐ A.O. 3-63 Employ Miami-Dade Program

In accordance with Sections 2-11.17 & 2-1701 of the Miami Dade County-Code, this form must be submitted by the Prime Contractor within 15 business days of award notification and prior to issuance of a Notice to Proceed. The Prime Contractor should enter the word "NONE" where appropriate below and sign the form below. Please duplicate this form if additional space is needed.

- i. Specify the total number of persons that will be used by the Prime Contractor and all subcontractors to perform all of the construction trades and labor work of the contract, broken down by trade and labor category, minimum qualifications for each category, the number of persons to be utilized in each category, the number of positions to be hired by the contractor in each category which are not currently staffed, the number of positions to be filled form the Employ Miami-Dade Register and the number of employees which live within the project DTA. If the current workforce will not achieve the project goal of 51% construction labor hours performed by Miami-Dade County residents, include a Job Clearinghouse Affidavit or a statement on how Miami-Dade County residents will be recruited to fill the needed positions and meet the goal.

[illegible]

- ii. Identify by name, address and trade category of all persons proposed to perform work under the contract currently on the contractor's (or on any proposed subcontractor's) payroll who reside in Miami-Dade County only and reside in the DTA. Two forms of identification must be provided only for each DTA resident demonstrating one year of residency.
- iii. Attach a list of all employees currently employed by the contractor and each subcontractor at the time of award that includes the last four digits of their social security.
- iv. Attach a list of subcontractors that will be used on the project and executed Responsible Subcontractor Affidavits (Form RFTE 1) for each.

- iii. Attach a list of all employees currently employed by the contractor and each subcontractor at the time of award that includes the last four digits of their social security.

- iv. Attach a list of subcontractors that will be used on the project and executed Responsible Subcontractor Affidavits (Form RFTA 1) for each.

I certify that the representations contained in this Construction Workforce Plan are to the best of my knowledge true and accurate.

Signature of Affiant

Print Name _____

Print Title

Date _____

**Residents First Training and Employment Program
Occupational Safety & Health Administration (OSHA)
10 Hour Safety Training Affidavit - Form RFTE 3**

In accordance with Section 2-11.17 of the Miami-Dade County Code, all contractors and subcontractors of any tier performing on a County Construction Contract, shall satisfy the requirements of the Miami-Dade County Residents First Training and Employment Program which requires: for (i) all persons employed by the contractor to perform construction shall have completed the Occupational Safety & Health Administration (OSHA) 10 Hour safety training course established by the Occupational Safety & Health Administration of the United States Department of Labor

The undersigned verifies that every employee reported on the payroll has completed the OSHA 10 Hour or OSHA 30 Hour Safety Training Course prior to working on the project.

Project Number, Title

Printed Name of Affiant

Printed Title of Affiant

Signature of Affiant

Name of Firm

Date

Address of Firm

State

Zip Code

Notary Public Information

Notary Public – State of _____ County of _____

Subscribed and sworn to (or affirmed) before me this _____ day of, _____ 20____.

by _____ He or she is personally known to me ☐ or has produced identification ☐

Type of identification produced _____

Signature of Notary Public

Serial Number

Print or Stamp of Notary Public

Expiration Date

Notary Public Seal

Workforce Performance Report - Form RFTE 4
(Miami-Dade County Code Section 2-11.17 & A.O. 3-63)

Contract No. _____ Prime Contractor: _____

In accordance with Section 2-11.17 of the Miami-Dade County Code & A.O. 3-63, this report must be submitted by the Prime Contractor within thirty (30) days of completion of a County Capital Construction Contract to Small Business Development through the Contracting Officer. The Contracting Officer shall not authorize issuance of final payment for completion of a County Capital Construction Contract until the County receives a completed Workforce Performance Report.

Please provide the following information on the workforce employed in the execution of the contract:

_____ Total number of Construction Labor positions utilized on the project

_____ Total number of Construction Labor work hours performed on the project

Total number Construction Labor work hours performed by Miami-Dade County residents

Total number Construction Labor positions performed by Employ Miami-Dade participants

Percentage of Construction Labor work hours performed by Miami-Dade County residents

Attach supporting documentation verifying construction labor work hours performed by Miami-Dade County residents & Employ Miami-Dade participants.

\$_____ Total amount of funds expended during the course of the project on other related skill and safety training programs

Were any positions on this project filled with new hires? _____ Yes _____ No

If you answered "yes" to the above question, please identify the new hires by name, address and trade category, and indicate whether they were Miami-Dade County residents or an Employ Miami-Dade participant. (Please attach additional sheets if necessary.)

Employee Name	Address	Trade/Category Performed	Miami-Dade County Resident (√)	Employ Miami-Dade County Participant (√)

Were all new hires Miami-Dade County residents?	No	Yes

Was the 20% labor workforce threshold met from the Employ Miami-Dade Register? No Yes

If you answered “no” to either of the above questions, please attach supporting documentation that verifies reasonable efforts to promote employment opportunities for local residents including participation in the Employ Miami-Dade Program, which shall include applicable advertisements in local newspapers, posting of job opportunities with CareerSource South Florida’s Job Clearinghouse, referrals received from CareerSource South Florida, job applications received, candidates interviewed, and number of new hires.

I certify that the representations contained in this Construction Workforce Plan are to the best of my knowledge true and accurate.

Signature of Affiant

Print Name, Title

Date _____

APPENDIX E OF THE SUPPLEMENTARY CONDITIONS
(OSHA) FORMS 300, 300A AND 301

OSHA’s Form 300 (Rev. 01/2004)

Log of Work-Related Injuries and Illnesses

Attention: This form contains information relating to employee health and must be used in a manner that protects the confidentiality of employees to the extent possible while the information is being used for occupational safety and health purposes.

Form approved OMB no. 1218-0176

You must record information about every work-related death and about every work-related injury or illness that involves loss of consciousness, restricted work activity or job transfer, days away from work, or medical treatment beyond first aid. You must also record significant work-related injuries and illnesses that are diagnosed by a physician or licensed health care professional. You must also record work-related injuries and illnesses that meet any of the specific recording criteria listed in 29 CFR Part 1904.8 through 1904.12. Feel free to use two lines for a single case if you need to. You must complete an Injury and Illness Incident Report (OSHA Form 301) or equivalent form for each injury or illness recorded on this form. If you're not sure whether a case is recordable, call your local OSHA office for help.

Establishment name _____

City _____ State _____

Identify the person			Describe the case			Classify the case												
(A) Case no.	(B) Employee’s name	(C) Job title <i>(e.g., Welder)</i>	(D) Date of injury or onset of illness	(E) Where the event occurred <i>(e.g., Loading dock north end)</i>	(F) Describe injury or illness, parts of body affected, and object/substance that directly injured or made person ill <i>(e.g., Second degree burns on right forearm from acetylene torch)</i>	CHECK ONLY ONE box for each case based on the most serious outcome for that case:				Enter the number of days the injured or ill worker was:	Check the “Injury” column or choose one type of illness:							
						Remained at Work				Away from work	On job transfer or restriction	(M)						
						Death	Days away from work	Job transfer or restriction	Other record-able cases	(K)	(L)	Injury	Skin disorder	Respiratory condition	Poisoning	Hearing loss	All other illnesses	
						(G)	(H)	(I)	(J)			(1)	(2)	(3)	(4)	(5)	(6)	
_____	_____	_____	____/____/____ month/day	_____	_____	<input type="checkbox"/>	<input type="checkbox"/>	<input type="checkbox"/>	<input type="checkbox"/>	____ days	____ days	<input type="checkbox"/>	<input type="checkbox"/>	<input type="checkbox"/>	<input type="checkbox"/>	<input type="checkbox"/>	<input type="checkbox"/>	
_____	_____	_____	____/____/____ month/day	_____	_____	<input type="checkbox"/>	<input type="checkbox"/>	<input type="checkbox"/>	<input type="checkbox"/>	____ days	____ days	<input type="checkbox"/>	<input type="checkbox"/>	<input type="checkbox"/>	<input type="checkbox"/>	<input type="checkbox"/>	<input type="checkbox"/>	
_____	_____	_____	____/____/____ month/day	_____	_____	<input type="checkbox"/>	<input type="checkbox"/>	<input type="checkbox"/>	<input type="checkbox"/>	____ days	____ days	<input type="checkbox"/>	<input type="checkbox"/>	<input type="checkbox"/>	<input type="checkbox"/>	<input type="checkbox"/>	<input type="checkbox"/>	
_____	_____	_____	____/____/____ month/day	_____	_____	<input type="checkbox"/>	<input type="checkbox"/>	<input type="checkbox"/>	<input type="checkbox"/>	____ days	____ days	<input type="checkbox"/>	<input type="checkbox"/>	<input type="checkbox"/>	<input type="checkbox"/>	<input type="checkbox"/>	<input type="checkbox"/>	
_____	_____	_____	____/____/____ month/day	_____	_____	<input type="checkbox"/>	<input type="checkbox"/>	<input type="checkbox"/>	<input type="checkbox"/>	____ days	____ days	<input type="checkbox"/>	<input type="checkbox"/>	<input type="checkbox"/>	<input type="checkbox"/>	<input type="checkbox"/>	<input type="checkbox"/>	
_____	_____	_____	____/____/____ month/day	_____	_____	<input type="checkbox"/>	<input type="checkbox"/>	<input type="checkbox"/>	<input type="checkbox"/>	____ days	____ days	<input type="checkbox"/>	<input type="checkbox"/>	<input type="checkbox"/>	<input type="checkbox"/>	<input type="checkbox"/>	<input type="checkbox"/>	
_____	_____	_____	____/____/____ month/day	_____	_____	<input type="checkbox"/>	<input type="checkbox"/>	<input type="checkbox"/>	<input type="checkbox"/>	____ days	____ days	<input type="checkbox"/>	<input type="checkbox"/>	<input type="checkbox"/>	<input type="checkbox"/>	<input type="checkbox"/>	<input type="checkbox"/>	
_____	_____	_____	____/____/____ month/day	_____	_____	<input type="checkbox"/>	<input type="checkbox"/>	<input type="checkbox"/>	<input type="checkbox"/>	____ days	____ days	<input type="checkbox"/>	<input type="checkbox"/>	<input type="checkbox"/>	<input type="checkbox"/>	<input type="checkbox"/>	<input type="checkbox"/>	
_____	_____	_____	____/____/____ month/day	_____	_____	<input type="checkbox"/>	<input type="checkbox"/>	<input type="checkbox"/>	<input type="checkbox"/>	____ days	____ days	<input type="checkbox"/>	<input type="checkbox"/>	<input type="checkbox"/>	<input type="checkbox"/>	<input type="checkbox"/>	<input type="checkbox"/>	
_____	_____	_____	____/____/____ month/day	_____	_____	<input type="checkbox"/>	<input type="checkbox"/>	<input type="checkbox"/>	<input type="checkbox"/>	____ days	____ days	<input type="checkbox"/>	<input type="checkbox"/>	<input type="checkbox"/>	<input type="checkbox"/>	<input type="checkbox"/>	<input type="checkbox"/>	
_____	_____	_____	____/____/____ month/day	_____	_____	<input type="checkbox"/>	<input type="checkbox"/>	<input type="checkbox"/>	<input type="checkbox"/>	____ days	____ days	<input type="checkbox"/>	<input type="checkbox"/>	<input type="checkbox"/>	<input type="checkbox"/>	<input type="checkbox"/>	<input type="checkbox"/>	
_____	_____	_____	____/____/____ month/day	_____	_____	<input type="checkbox"/>	<input type="checkbox"/>	<input type="checkbox"/>	<input type="checkbox"/>	____ days	____ days	<input type="checkbox"/>	<input type="checkbox"/>	<input type="checkbox"/>	<input type="checkbox"/>	<input type="checkbox"/>	<input type="checkbox"/>	
_____	_____	_____	____/____/____ month/day	_____	_____	<input type="checkbox"/>	<input type="checkbox"/>	<input type="checkbox"/>	<input type="checkbox"/>	____ days	____ days	<input type="checkbox"/>	<input type="checkbox"/>	<input type="checkbox"/>	<input type="checkbox"/>	<input type="checkbox"/>	<input type="checkbox"/>	
_____	_____	_____	____/____/____ month/day	_____	_____	<input type="checkbox"/>	<input type="checkbox"/>	<input type="checkbox"/>	<input type="checkbox"/>	____ days	____ days	<input type="checkbox"/>	<input type="checkbox"/>	<input type="checkbox"/>	<input type="checkbox"/>	<input type="checkbox"/>	<input type="checkbox"/>	
_____	_____	_____	____/____/____ month/day	_____	_____	<input type="checkbox"/>	<input type="checkbox"/>	<input type="checkbox"/>	<input type="checkbox"/>	____ days	____ days	<input type="checkbox"/>	<input type="checkbox"/>	<input type="checkbox"/>	<input type="checkbox"/>	<input type="checkbox"/>	<input type="checkbox"/>	
_____	_____	_____	____/____/____ month/day	_____	_____	<input type="checkbox"/>	<input type="checkbox"/>	<input type="checkbox"/>	<input type="checkbox"/>	____ days	____ days	<input type="checkbox"/>	<input type="checkbox"/>	<input type="checkbox"/>	<input type="checkbox"/>	<input type="checkbox"/>	<input type="checkbox"/>	
_____	_____	_____	____/____/____ month/day	_____	_____	<input type="checkbox"/>	<input type="checkbox"/>	<input type="checkbox"/>	<input type="checkbox"/>	____ days	____ days	<input type="checkbox"/>	<input type="checkbox"/>	<input type="checkbox"/>	<input type="checkbox"/>	<input type="checkbox"/>	<input type="checkbox"/>	
_____	_____	_____	____/____/____ month/day	_____	_____	<input type="checkbox"/>	<input type="checkbox"/>	<input type="checkbox"/>	<input type="checkbox"/>	____ days	____ days	<input type="checkbox"/>	<input type="checkbox"/>	<input type="checkbox"/>	<input type="checkbox"/>	<input type="checkbox"/>	<input type="checkbox"/>	
Page totals➤						_____	_____	_____	_____	_____	_____							

Public reporting burden for this collection of information is estimated to average 14 minutes per response, including time to review the instructions, search and gather the data needed, and complete and review the collection of information. Persons are not required to respond to the collection of information unless it displays a currently valid OMB control number. If you have any comments about these estimates or any other aspects of this data collection, contact: US Department of Labor, OSHA Office of Statistical Analysis, Room N-3644, 200 Constitution Avenue, NW, Washington, DC 20210. Do not send the completed forms to this office.

Be sure to transfer these totals to the Summary page (Form 300A) before you post it.

Page ____ of ____

Injury

Skin disorder

Respiratory condition

Poisoning

Hearing loss

All other illnesses

(1)

(2)

(3)

(4)

(5)

(6)

Employees, former employees, and their representatives have the right to review the OSHA Form 300 in its entirety. They also have limited access to the OSHA Form 301 or its equivalent. See 29 CFR Part 1904.35, in OSHA's recordkeeping rule, for further details on the access provisions for these forms.

Total number of deaths	Total number of cases with days away from work	Total number of cases with job transfer or restriction	Total number of other recordable cases
(G)	(H)	(I)	(J)

Total number of days away
from work

(K)

Total number of days of job
transfer or restriction

(L)

(1) Injuries	_____	(4) Poisonings	_____
(2) Skin disorders	_____	(5) Hearing loss	_____
(3) Respiratory conditions	_____	(6) All other illnesses	_____

Public reporting burden for this collection of information is estimated to average 58 minutes per response, including time to review the instructions, search and gather the data needed, and complete and review the collection of information. Persons are not required to respond to the collection of information unless it displays a currently valid OMB control number. If you have any comments about these estimates or any other aspects of this data collection, contact: US Department of Labor, OSHA Office of Statistical Analysis, Room N-3644, 200 Constitution Avenue, NW, Washington, DC 20210. Do not send the completed forms to this office.

() - / /

Phone Date

OSHA’s Form 301

Injury and Illness Incident Report

Attention: This form contains information relating to employee health and must be used in a manner that protects the confidentiality of employees to the extent possible while the information is being used for occupational safety and health purposes.



Form approved OMB no. 1218-0176

This *Injury and Illness Incident Report* is one of the first forms you must fill out when a recordable work-related injury or illness has occurred. Together with the *Log of Work-Related Injuries and Illnesses* and the accompanying *Summary*, these forms help the employer and OSHA develop a picture of the extent and severity of work-related incidents.

Within 7 calendar days after you receive information that a recordable work-related injury or illness has occurred, you must fill out this form or an equivalent. Some state workers’ compensation, insurance, or other reports may be acceptable substitutes. To be considered an equivalent form, any substitute must contain all the information asked for on this form.

According to Public Law 91-596 and 29 CFR 1904, OSHA’s recordkeeping rule, you must keep this form on file for 5 years following the year to which it pertains.

If you need additional copies of this form, you may photocopy and use as many as you need.

Completed by _____

Title _____

Phone (_____)_____--_____ Date ____/ ____/ ____

Information about the employee

- 1) Full name _____
- 2) Street _____
- City _____ State _____ ZIP _____
- 3) Date of birth ____/ ____/ ____
- 4) Date hired ____/ ____/ ____
- 5) ☐ Male
☐ Female

Information about the physician or other health care professional

- 6) Name of physician or other health care professional _____
- 7) If treatment was given away from the worksite, where was it given?

Facility _____

Street _____

City _____ State _____ ZIP _____
- 8) Was employee treated in an emergency room?
☐ Yes
☐ No
- 9) Was employee hospitalized overnight as an in-patient?
☐ Yes
☐ No

Information about the case

- 10) Case number from the Log _____ (Transfer the case number from the Log after you record the case.)
- 11) Date of injury or illness ____/ ____/ ____
- 12) Time employee began work _____ AM / PM
- 13) Time of event _____ AM / PM ☐ Check if time cannot be determined
- 14) **What was the employee doing just before the incident occurred?** Describe the activity, as well as the tools, equipment, or material the employee was using. Be specific. *Examples:* “climbing a ladder while carrying roofing materials”; “spraying chlorine from hand sprayer”; “daily computer key-entry.”
- 15) **What happened?** Tell us how the injury occurred. *Examples:* “When ladder slipped on wet floor, worker fell 20 feet”; “Worker was sprayed with chlorine when gasket broke during replacement”; “Worker developed soreness in wrist over time.”
- 16) **What was the injury or illness?** Tell us the part of the body that was affected and how it was affected; be more specific than “hurt,” “pain,” or sore.” *Examples:* “strained back”; “chemical burn, hand”; “carpal tunnel syndrome.”
- 17) **What object or substance directly harmed the employee?** *Examples:* “concrete floor”; “chlorine”; “radial arm saw.” *If this question does not apply to the incident, leave it blank.*
- 18) **If the employee died, when did death occur?** Date of death ____/ ____/ ____

SECTION 6: SPECIFICATIONS

GENERAL REQUIREMENTS

DTPW SPECIFICATIONS
GENERAL REQUIREMENTS
TABLE OF CONTENTS

1. GENERAL REQUIREMENTS

1.01	DEFINITIONS AND TERMINOLOGY	1
A.	General	1
B.	Governing Regulations and Standard References	1
C.	Abbreviations	2
D.	Definitions	3
1.02	WORK COVERED BY THE CONTRACT DOCUMENTS.....	6
A.	Intent of Contract and Contract Documents	6
B.	Alteration of Plans or of Character of Work	6
C.	Connections to Existing Pavement, Drives and Walks	6
D.	Differing Site Conditions.....	7
E.	Underground Facilities.	7
F.	Contractor Proposed Changes Affecting Utilities	8
G.	Rights in and Use of Materials Found on the Site of the Work	8
H.	Restoration of Property	8
I.	Final Cleaning Up of Right-of-Way	9
1.03	CONTROLLING WORK	9
A.	Plans	9
B.	Typical Details and/or Sketches	9
C.	Or-Equals and Substitutes	10
D.	Right Of Way Verification	11
E.	Shop Drawings.....	11
F.	Coordination of Contract Documents	15
G.	Conformity of Work with Contract Documents.....	15
H.	Errors or Omissions in Contract Documents	15
I.	Authority of Engineer.....	15
J.	Authority and Duties of Engineer's Assistants	15
K.	Engineering and Layout	15
L.	Contractor's Supervision	17
M.	General Inspection Requirements	17
N.	Final Inspection	17
O.	Final Acceptance.....	18
1.04	CONTROLLING MATERIALS	18
A.	Acceptance Criteria	18
B.	Applicable Documented Authorities Other Than Specifications	19
C.	Storage of Materials and Samples	19
D.	Defective Materials.....	19
E.	Products and Source of Supply	19
1.05	LEGAL REQUIREMENTS AND RESPONSIBILITY TO THE PUBLIC	20
A.	Disaster Preparedness	20
B.	Laws to be Observed	21
C.	Permits and Licenses	24

D.	Patented Devices, Materials and Processes.....	25
E.	Right-of-Way Furnished by the Department.....	25
F.	Sanitary Provisions	25
G.	Control of Contractor's Equipment.....	25
H.	Contractor's Equipment on Bridge Structures.....	25
I.	Structures over Navigable Waters	26
J.	Manatee Protection.....	26
K.	Forest Protection	27
L.	Preservation of Property	27
M.	Responsibility for Damages, Claims, etc.....	30
N.	Contractor's Responsibility for Work.....	30
O.	Opening Sections of Roadway to Traffic.....	30
P.	Scales for Weighing Materials	30
Q.	Source of Forest Products	30
R.	Dust Control.....	31
S.	Dredging and Filling.....	31
T.	Contractor's Motor Vehicle Registration.....	31
U.	Compliance with FHWA 1273:	31
1.06	PROSECUTION AND PROGRESS.....	31
A.	Subletting Or Assigning The Contract.....	31
B.	Notice to Proceed	32
C.	Project Signs.....	32
D.	Schedule Of Values	32
E.	Preconstruction Conference	32
F.	Scheduling of the Work.....	33
G.	Progress of the Work.	35
H.	Performance of Work	36
I.	As-Built Drawings	36
J.	Liquidated Damages	36
K.	Limitations of Operations	37
L.	Qualifications of Contractor's Personnel.....	39
M.	Temporary Suspension of Contractor's Operations	39
N.	Computation of Contract Time	40
O.	Default and Termination of Contract.....	41
P.	Release of Contractor's Responsibility	43
1.07	MEASUREMENT AND PAYMENT	43
A.	Compensation.....	43
B.	Contingency Allowance Account.....	43
C.	Florida Power And Light Connection Allowance	43
D.	Retainage; Punch List Requirements	43
E.	Measurement of Quantities.....	44
F.	Fuel Adjustment.....	44
G.	Bituminous Material	45
H.	Material Adjustments for Aluminum, PVC, and Copper.	45
I.	Material Adjustments for Steel Guardrail	46
J.	Lump Sum Quantities	47
K.	Deleted Work	47
L.	Partial Payments.....	47
M.	Record of Construction Materials.....	48
N.	Recovery Rights, Subsequent to Final Payment.....	48

1. GENERAL REQUIREMENTS

1.01 DEFINITIONS AND TERMINOLOGY

A. General

1. These Specifications are written to the bidders, prior to award of the Contract, and to Contractor.
2. Where sentences directing work or other action appear in the active voice-imperative mood, without a subject, the subject "bidder" or "Contractor" is understood. In any other case where the subject is not clearly understood, Engineer will make a clarification and final determination as to the subject of the action.

B. Governing Regulations and Standard References

1. The following Standards and Governing Regulations, as amended by the Contract Documents, are hereby incorporated by reference:
 - a. Building Code as set forth in Chapter 8 of the Code of Miami-Dade County.
 - b. Public Works Manual of Metropolitan Dade County (Public Works Manual).
 - c. United States Department of Justice's 2010 ADA Standards For Accessible Design
 - d. Miami-Dade County's Traffic Control Equipment Specifications and Standards for The Metro Traffic Control System Miami-Dade County (TCESS).
 - e. Florida Department of Transportation's Standard Plans for Road and Bridge Construction (FDOT Standard Plans).
<http://www.fdot.gov/design/standardplans/SPRB/C.shtm>
 - f. Florida Department of Transportation Standard Specifications for Road and Bridge Construction (Divisions II & III), Special Provisions and Supplemental Specifications
<http://www.fdot.gov/programmanagement/Implemented/SpecBooks/default.shtm>
 - g. Florida Department of Transportation Surveying and Mapping Procedure
<http://fdotwp1.dot.state.fl.us/ProceduresInformation/ManagementSystemInternet/FormsAndProcedures/ViewDocument?topicNum=550-030-101>
 - h. Florida Department of Transportation Drainage Manual
<http://www.fdot.gov/roadway/Drainage/Manualsandhandbooks.shtm>
 - i. Florida Department of Transportation Soils and Foundations Handbook
<http://www.fdot.gov/structures/DocsandPubs.shtm>
 - j. Florida Department of Transportation Structures Manual

<http://www.fdot.gov/structures/DocsandPubs.shtm>

- k. Florida Department of Transportation Current Structures Design Bulletins

<http://www.fdot.gov/structures/Memos/currentbulletins.shtm>

- l. Manual on Uniform Traffic Control Devices (MUTCD)

<https://mutcd.fhwa.dot.gov/>

- m. Safe Mobility For Life Program Policy Statement

<http://www.fdot.gov/traffic/TrafficServices/SafetyisGolden.shtm>

- n. Florida Department of Transportation American with Disabilities Act (ADA) Compliance

<http://www.fdot.gov/roadway/ada/>

- o. Florida Department of Transportation Florida Sampling and Testing Methods

<http://www.fdot.gov/materials/administration/resources/library/publications/fstmdisclaimer.shtm>

- p. Florida Department of Transportation Flexible Pavement Coring and Evaluation Procedure

<http://www.fdot.gov/materials/administration/resources/library/publications/materialsmanual/documents/v1-section32-clean.pdf>

- q. Florida Department of Transportation Design Bulletins and Update Memos

<http://www.fdot.gov/roadway/Bulletin/>

- r. Florida Department of Transportation Utility Accommodation Manual

<http://www.fdot.gov/programmanagement/utilities/default.shtm>

- s. Florida Department of Transportation Flexible Pavement Design Manual

<http://www.fdot.gov/roadway/pm/pcs/flexiblepavementmanual.pdf>

- t. Florida Department of Transportation Rigid Pavement Design Manual

<http://www.fdot.gov/roadway/pm/pcs/rigidpavementmanual.pdf>

- u. Florida Department of Transportation Pavement Type Selection Manual

<http://www.fdot.gov/roadway/pm/Publications/PTSM.pdf>

- v. Florida Department of Transportation Traffic Engineering Manual

<http://www.fdot.gov/traffic/trafficervices/Studies/TEM/TEM.shtm>

- w. Florida Department of Transportation Bicycle and Pedestrian Policies and Standards

<http://www.fdot.gov/roadway/bikeped/default.shtm>

- x. Federal Highway Administration Hydraulic Engineering Circular Number 18 (HEC 18).

https://www.fhwa.dot.gov/engineering/hydraulics/library_listing.cfm

- y. Florida Department of Transportation Manual of Uniform Minimum Standards for Design, Construction and Maintenance for Streets and Highways (Florida Greenbook)

<http://www.fdot.gov/roadway/floridagreenbook/fgb.htm>

- z. Florida Department of Transportation Project Development and Environment Manual, Parts 1 and 2

<http://www.fdot.gov/environment/pubs/pdeman/pdeman1.shtm>

- aa. Florida Department of Transportation Contract Compliance Manual.
<https://www.fdot.gov/equalopportunity/contractcompliancemanual.shtm>

- bb. Florida Department of Transportation Equal Opportunity Compliance (EOC) System.
<https://www.fdot.gov/equalopportunity/eoc.shtm>

- cc. Florida Statutes

<http://www.leg.state.fl.us/statutes/>

- dd. Miami-Dade County and Local Municipal Ordinances, unless otherwise is prohibited, by State or Federal regulations.

2. The above list is not all inclusive and it is the responsibility of Contractor to comply with all applicable requirements whether included in this list or not. Additional project-specific criteria are provided throughout the Contract Documents
3. The above referenced Standards are intended to supplement, not supersede the requirements set forth herein and, unless otherwise noted, the latest revision shall apply. Where differences occur between referenced Standards and these Contract Documents, the more stringent shall apply unless otherwise noted in the Contract Documents or directed by Engineer in writing.
4. FDOT Standard Specifications.
 - a. FDOT Standard Specifications for Road and Bridge Construction (Divisions II & III), as amended by the Contract Documents, apply to an Article within these Specifications when:
 - 1) The applicable FDOT Standard Specification Section (e.g. FDOT SECTION 415) is referenced in the title of the Article; or
 - 2) The FDOT Standard Specification section, article, or subarticle is referenced within the Article (e.g. FDOT Section 415, FDOT 415-3; FDOT 415-5.1, etc.)
 - b. Unless otherwise specified, where page numbers are used in these Specifications to reference modifications to the FDOT Standard Specifications, it shall be understood to reference the 2007 edition.

C. Abbreviations

The following abbreviations, when used in the Contract Documents, represent the full text shown.

AAN	American Association of Nurserymen, Inc.
AASHTO	American Association of State Highway and Transportation Officials
ACI	American Concrete Institute
AGC	The Associated General Contractors of America, Inc.
AGMA	American Gear Manufacturers Association
AIA	American Institute of Architects.
AISI	American Iron and Steel Institute
ANSI	American National Standards Institute, Inc.
APL	FDOT Approved Product List
AREA	American Railway Engineering Association
ASCE	American Society of Civil Engineers
ASME	American Society of Mechanical Engineers
ASTM	American Society for Testing and Materials
ATSSA	American Traffic Safety Services Association
AWG	American Wire Gauge
AWPA	American Wood Preservers Association
AWS	American Welding Society
AWWA	American Water Works Association
CFR	Code of Federal Regulations
CRSI	Concrete Reinforcing Steel Institute
DOL	U.S. Department of Labor
EASA	Electrical Apparatus Service Association
EPA	Environmental Protection Agency of the United States Government
F.A.C.	Florida Administrative Code
FBC	Florida Building Code
FDEP	Florida Department of Environmental Protection
FDH	Florida Department of Health
FDOT	Florida Department of Transportation
FHWA	Federal Highway Administration
FM	Florida Method or Florida Sampling and Testing Method
F.S.	Florida Statutes
FSS	Federal Specifications and Standards
IEEE	Institute of Electrical and Electronics Engineers
IES	Illuminating Engineering Society
IMSA	International Municipal Signal Association
IPCEA	Insulated Power Cable Engineers Association
ISO	International Organization for Standards
MDC	Miami-Dade County
MSTCSD	Minimum Specifications for Traffic Control Signals and Devices
NAM	Negotiated Acceptance Memorandum
MUTCD	Manual on Uniform Traffic Control Devices
NEC	National Electrical Code
NEMA	National Electrical Manufacturers Association
NESC	National Electrical Safety Code
NFPA	National Fire Protection Association
NIST	National Institute for Standards and Technology
NOAA	National Oceanic and Atmospheric Administration
NSF	NSF International
OSHA	Occupational Safety and Health Administration

PCA	Portland Cement Association
DTPW	Miami-Dade County Department of Transportation and Public Works
SAE	Society of Automotive Engineers
SBE-CONST	Small Business Enterprise-Construction
SI	International System of Units
SSPC	Society of Protective Coatings
TSSQPL	Traffic Signals and Signs Qualified Products List
UL	Underwriters' Laboratories
U.S.C.	United States Code

D. Definitions

The following terms, when used in the Specifications, have the meaning described.

1. Article. The numbered prime subdivision of a Division of these Specifications.
2. Bracing. A temporary structural member(s) placed between beams, girders, piles columns, etc. to provide stability during construction activities.
3. Bridge. A structure, including supports, erected over a depression or over an obstruction such as water, highway or railway, or for elevated roadway, for carrying traffic or other moving loads, and having a length, measured along the center of the roadway, of more than 20 feet between the inside faces of end supports. A multiple-span box culvert is considered a bridge, where the length between the extreme ends of the openings exceeds 20 feet.
4. Calendar day. Every day shown on the calendar, ending and beginning at midnight. Unless otherwise stipulated in the Contract Documents, the term "days" shall be understood as calendar days. In computing any period of time prescribed or allowed by this Contract, the day of the act, event, or default from which the designated period of time begins to run shall not be included. The last day of the period so computed shall be included unless it is a Saturday, Sunday, or legal holiday, in which event the period shall run until the end of the next day which is neither a Saturday, Sunday, or legal holiday. When the period of time prescribed or allowed is less than 7 days, intermediate Saturdays, Sundays, and legal holidays shall be excluded in the computation.
5. Construction Affecting Public Safety. Construction that may jeopardize public safety such as structures spanning functioning vehicular roadways, pedestrian walkways, railroads, navigation channels of navigable waterways and walls or other structure foundations located in embankments immediately adjacent to functioning roadways. It does not apply to those areas of the site under Contractor's control and outside the limits of normal public access.
6. Contract. The term "Contract" means the entire and integrated agreement between the parties thereunder and supersedes all prior negotiations, representations, or agreements, either written or oral. The executed Contract Documents form the Contract between the Department (on behalf of the County) and Contractor setting forth the obligations of the parties thereunder, including, but not limited to, the performance of the Work and the basis of payment.
7. Contract Documents. Consists of those items so designated in and inclusive of the executed Contract. Only printed or hard copies of the items listed in the executed Contract Form are Contract Documents.
8. Contract Time. The maximum number of calendar days, including authorized time extensions, allowed for final completion of all Contract work and requirements. Also called Contract Duration.
9. Contract Unit Price. Refers to the Unit Price provided by the Contract that is fixed at time of Contract award.
10. Contractor. The individual, firm, joint venture, or company contracting with the County to perform the Work pursuant to the Contract.
11. Contractor's Engineer of Record.
 - a. A Professional Engineer registered in the State of Florida, other than the Engineer of Record or his subcontracted consultant, who undertakes the design and drawing of components of the permanent structure as part of a redesign, or for repair designs and details of the permanent work. Contractor's Engineer of Record may also serve as the Specialty Engineer.
 - b. Contractor's Engineer of Record must be an employee of a pre-qualified firm. The firm shall be pre-qualified in accordance with the Rule 14-75, F.A.C. Any Corporation or Partnership offering engineering services must hold a Certificate of Authorization from the Florida Board of Professional Engineers.
 - c. As an alternate to being an employee of a pre-qualified firm, Contractor's Engineer of Record may be a pre-qualified Specialty Engineer. For items of the permanent Work declared by the FDOT Construction Office to be "major" or "structural", the work performed by a pre-qualified Specialty Engineer must be checked by another pre-qualified Specialty Engineer. An individual Engineer may become pre-qualified in the work groups listed in Rule 14-75, F.A.C., if the requirements for the Professional Engineer are met for the individual work groups. Pre-qualified Specialty Engineers are listed on the FDOT Construction Office website. Pre-qualified Specialty Engineers will not be authorized to perform redesigns of items fully detailed in the Plans.
12. Contractor Originated Designs. Items which the Contract Documents require Contractor to design, detail and incorporate into the permanent works.
13. Controlling Work Items. The activity or work item on the critical path having the least amount of total float. The controlling item of work will also be referred to as a Critical Activity.
14. County. Miami-Dade County, Florida.

15. Culverts. Any structure not classified as a bridge that provides an opening under the roadway.
16. Department. Miami-Dade County Department of Transportation and Public Works.
17. Engineer. The County Engineer, acting directly or through duly authorized representatives; such representatives acting within the scope of the duties and authority assigned to them.
 - a. Note: In order to avoid cumbersome and confusing repetition of expressions in these Specifications, it is provided that whenever anything is, or is to be done, if, as, or, when, or where "acceptable, accepted, approval, approved, authorized, condemned, considered necessary, contemplated, deemed necessary, designated, determined, directed, disapproved, established, given, indicated, insufficient, ordered, permitted, rejected, required, reserved, satisfactory, specified, sufficient, suitable, suspended, unacceptable, or unsatisfactory," it shall be understood as if the expression were followed by the words "by Engineer," "by the Engineer," "to the Engineer," or "of the Engineer."
18. Engineer of Record. The Professional Engineer or Engineering Firm registered in the State of Florida that develops the criteria and concept for the project, performs the analysis, and is responsible for the preparation of the Plans and Specifications. The Engineer of Record may be Departmental in-house staff, or a consultant retained by the Department. Contractor shall not employ the Engineer of Record as Contractor's Engineer of Record or as a Specialty Engineer.
19. Equipment. The machinery and equipment, together with the necessary supplies for upkeep and maintenance thereof, and all other tools and apparatus necessary for the construction and acceptable completion of the work.
20. Extra Work. Any "work" which is required by Engineer to be performed and which is not otherwise covered or included in the project by the existing Contract Documents, whether it be in the nature of additional work, altered work, deleted work, work due to differing site conditions, or otherwise. This term does not include a "delay".
21. Falsework. Includes any temporary construction work used to support the permanent structure until it becomes self-supporting. Falsework includes steel or timber beams, girders, columns, piles and foundations, and any proprietary equipment including modular shoring frames, post shores, and adjustable horizontal shoring.
22. Formwork. Includes any structure or mold used to retain plastic or fluid concrete in its designated shape until it hardens. Formwork comprises common materials such as wood or metal sheets, battens, soldiers and walers, ties, proprietary forming systems such as stay-in-place metal forms, and proprietary supporting bolts, hangers and brackets. Formwork may be either permanent formwork requiring a shop drawing submittal such as stay-in-place metal or concrete forms, or may be temporary formwork which requires certification by the Specialty Engineer for Construction Affecting Public Safety and for Major and Unusual Structures.
23. Highway, Street, or Road. A general term denoting a public way for purposes of vehicular travel, including the entire area within the right-of-way.
24. Holidays. Days designated by Miami-Dade County as holidays, which include, but are not limited to, New Year's Day, Martin Luther King's Birthday, President's Day, Memorial Day, Independence Day, Labor Day, Columbus Day, Veterans Day, Thanksgiving Day and the following Friday, and Christmas Day.
25. Inspector. An authorized representative of the Engineer, assigned to make official inspections of the materials furnished and of the work performed by Contractor.
26. Laboratory. The official testing laboratory authorized by the Department.
27. Major and Unusual Structures: Bridges of complex geometry and/or complex design. Generally, this includes the following types of structures:
 - a. Bridges with an individual span longer than 300 feet.
 - b. Structurally continuous superstructures with spans over 150 feet.
 - c. Steel box and plate girder bridges.
 - d. Steel truss bridges.
 - e. Concrete segmental and longitudinally post-tensioned continuous girder bridges.
 - f. Cable stayed or suspension bridges.
 - g. Arch bridges.
 - h. Tunnels.
 - i. Movable bridges (specifically electrical and mechanical components).
 - j. Rehabilitation, widening, or lengthening of any of the above.
28. Major Item of Work. Any item of work having an original Contract value in excess of 5% of the original Contract amount.
29. Materials. Any substances to be incorporated in the work under the Contract.
30. Median. The portion of a divided highway or street separating the traveled ways for traffic moving in opposite directions.
31. Permanent Works. All the permanent structures and parts thereof required of the completed Contract.
32. Plans. The part of the Contract Documents prepared or approved by the Engineer, including reproductions thereof, which graphically shows or supplements the scope, extent, and character of the Work to be performed by Contractor. Whenever the word "Plans" appears in these Contract Documents, it shall include any related drawings or standard details referenced by the Contract Documents.

33. Right-of-Way. The land that the Department has title to, or right of use, for the road and its structures and appurtenances, and for material pits furnished by the Department.
34. Roadbed. The portion of the roadway occupied by the subgrade and shoulders.
35. Roadway. The portion of a highway within the limits of construction.
36. Scaffolding. An elevated work platform used to support workmen, materials and equipment, but not intended to support the structure.
37. Section. A numbered prime division of these Specifications.
38. Shop Drawings. All working, shop and erection drawings, associated trade literature, calculations, schedules, manuals and similar documents submitted by Contractor to define some portion of the Work. The Work may include both permanent and temporary works as appropriate to the Project. Shop Drawings and other contractor submittals are not Plans as so defined.
39. Shoring. A component of falsework such as horizontal, vertical or inclined support members. In this Section, this term is interchangeable with falsework.
40. Special Erection Equipment. Includes launching gantries, beam and winch equipment, form travelers, stability towers, strong-backs, erection trusses, launching noses or similar items made purposely for construction of the structure. It does not apply to commonly available proprietary construction equipment such as cranes.
41. Special Provisions. Project specific clauses adopted by the Department that add to or revise these Specifications and associated supplemental specifications, or provide other requirements applicable to the Contract.
42. Specialty Engineer.
 - a. A Professional Engineer registered in the State of Florida, other than the Engineer of Record or his subcontracted consultant, who undertakes the design and drawing preparation of components, systems, or installation methods and equipment for specific temporary portions of the Work or for special items of the permanent works not fully detailed in the plans and required to be furnished by Contractor such as but not limited to pot bearing designs, non-standard expansion joints, mechanically stabilized earth wall designs and other specialty items. The Specialty Engineer may also provide designs and details for items of the permanent work declared by the FDOT Construction Office to be "minor" or "non-structural". The Specialty Engineer may be an employee or officer of Contractor or a fabricator, an employee or officer of an entity providing components to a fabricator, or an independent consultant.
 - b. For items of work not specifically covered by Rule 14-75, F.A.C., a Specialty Engineer is qualified if he has the following qualifications:
 - 1) Registration as a Professional Engineer in the State of Florida.
 - 2) The education and experience necessary to perform the submitted design as required by the Florida Board of Professional Engineers.
43. Specifications. The directions, provisions, and requirements contained herein, together with all stipulations contained in the Contract Documents, setting out or relating to the method and manner of performing the work, or to the quantities and qualities of materials and labor to be furnished under the Contract.
44. State. State of Florida.
45. Structure. Any waterworks, drainage works, sewage works, river works, earthworks or constructions of any kind, including those of earth or rock, permanent or temporary, and including bridges, dam, wall, caisson, mast, tower, pylon, underground tank, earth retaining elements or assembly of elements, formwork, falsework, scaffold, fences, poles, buildings, pavings, inlets, levees, tide gates, spillways, drop structures, any structure similar to the foregoing, and any other form of building, construction, arrangement of parts, elements, or materials found in structures.
46. Subarticle. A prime subdivision of an Article of these Specifications.
47. Subgrade. The portion of the roadbed immediately below the base course or pavement, including below the curb and gutter, valley gutter, shoulder and driveway pavement. The subgrade limits ordinarily include those portions of the roadbed shown in the plans to be constructed to a design bearing value or to be otherwise specially treated. Where no limits are shown in the plans, the subgrade section extends to a depth of 12 inches below the bottom of the base or pavement and outward to 6 inches beyond the base, pavement, or curb and gutter.
48. Substantial Completion. The time and date at which the Work has progressed to the point where, in the opinion of Engineer, the Work is sufficiently complete, in accordance with the Contract Documents, so that the Work can be occupied and/or utilized for the purposes for which it is intended. Substantial Completion must occur before the Project is issued a Certificate of Occupancy (or Completion, if applicable) by the Department that allows the County to utilize the entire Project for the purposes for which it is intended. Substantial completion on roadway projects includes completion and operation of traffic signals, street lighting and completion of landscape items.
49. Substructure. All of that part of a bridge structure below the bridge seats, including the parapets, backwalls, and wingwalls of abutments.
50. Superintendent. Contractor's authorized representative in responsible charge of the work.

51. Superstructure. The entire bridge structure above the substructure, including anchorage and anchor bolts, but excluding the parapets, backwalls, and wingwalls of abutments.
52. Surety. The corporate body that is bound by the Contract Bond with and for Contractor and responsible for the performance of the Contract and for payment of all legal debts pertaining thereto.
53. Temporary Works. Any temporary construction work necessary for the construction of the permanent works. This includes but is not limited to bracing, falsework, formwork, scaffolding, shoring, temporary earthworks, sheeting, cofferdams, and special erection equipment.
54. Traveled Way. The portion of the roadway providing for the movement of vehicles, exclusive of shoulders and auxiliary lanes.
55. Traffic Control Signals and Devices. Any signal or device, manually, electrically or mechanically operated, by which traffic is alternately directed to stop and permitted to proceed or controlled in any manner. Traffic control signals and devices regulate, warn, or guide traffic on, over or adjacent to a street, highway, pedestrian facility, or bikeway by authority of a public agency having jurisdiction. Traffic control signals and devices include, but are not limited to, controller assemblies (controller cabinets and their contents); signal heads including their hanging or mounting devices; vehicle detection systems (loops, sealant, amplifier, lead-in wire, or cable); pedestrian detection systems (push button, push button housing, lead-in wires, and signal); motorist information systems, video equipment, network devices, dynamic message signs, highway advisory radios, cameras, vehicle detection systems, and other equipment used within a traffic control system.
56. Underground Facilities. All underground pipelines, conduits, ducts, cables, wires, manholes, vaults, tanks, tunnels, or other such facilities or attachments, and any encasements containing such facilities, including those that convey electricity, gases, steam, liquid petroleum products, telephone or other communications, cable television, water, wastewater, storm water, other liquids or chemicals, or traffic or other control systems.
57. Work. All labor, materials and incidentals required to execute and complete the requirements of the Contract including superintendence, use of equipment and tools, and all services and responsibilities prescribed or implied.
58. Working Day. Any calendar day on which Contractor works or is expected to work in accordance with the approved work progress schedule.

1.02 WORK COVERED BY THE CONTRACT DOCUMENTS

A. Intent of Contract and Contract Documents

1. The intent of the Contract and Contract Documents is to describe a functionally complete project (or part

thereof) to be constructed, and to provide for the construction and completion in every detail of the Work described therein.

2. The intent of the Contract is for Contractor to provide, at no additional cost to the County, all labor, documentation, services, materials, equipment, tools, transportation, and supplies that are:
 - a. Necessary to complete the Work in accordance with the Contract Documents.
 - b. Reasonably inferred and incidental to the Work, whether or not specifically called for by the Contract Documents.

B. Alteration of Plans or of Character of Work

1. Engineer reserves the right to make, at any time prior to or during the progress of the Work, such increases or decreases in quantities, whether a significant change or not, and such alterations in the details of construction, whether a substantial change or not, including but not limited to alterations in the grade or alignment of the road or structure or both, as may be found necessary or desirable by the Engineer. The term "significant change" applies only when the Engineer determines that the character of the work, as altered, differs materially from that involved or included in the original proposed construction.
2. Such increases, decreases or alterations shall not constitute a breach of Contract, shall not invalidate the Contract, nor release the Surety from any liability arising out of this Contract or the Surety bond. Contractor agrees to perform the work, as altered, the same as if it had been a part of the original Work.
3. The Department may require work that is not covered by a price in the Contract if the Department determines that such work does not constitute a significant change and is essential to the satisfactory completion of the Contract within its intended scope. If an adjustment in price is warranted, Engineer will determine the basis of payment for such an adjustment in a fair and equitable amount and authorize the adjustment through an executed Negotiated Acceptance Memorandum (NAM) provided by the Department.
4. In the instance of an alleged significant change, Engineer will review all pertinent information provided by Contractor to determine the validity of the allegation. The determination by Engineer shall be conclusive and shall not be subject to challenge by Contractor in any forum, except upon Contractor establishing by clear and convincing proof that the determination by Engineer was without any reasonable and good-faith basis.

C. Connections to Existing Pavement, Drives and Walks

1. Adhere to the limits of construction at the beginning and end of the Project as detailed in the Contract Documents. However, if Engineer determines that it is necessary to extend the construction in order to make suitable connections to existing pavement, Engineer will authorize such a change.

2. For necessary connections to existing pavement, walks and drives that are not indicated on the Plans, Engineer will provide direction regarding the proper connections in accordance with the applicable Standards.

D. Differing Site Conditions

1. During the progress of the Work, if subsurface or latent physical conditions are encountered at the site differing materially from those indicated in the Contract Documents, or if unknown physical conditions of an unusual nature differing materially from those ordinarily encountered and generally recognized as inherent in the work provided for in the Contract are encountered at the site, the party (County or Contractor) discovering such conditions shall promptly notify the other party in writing of the specific differing conditions before Contractor disturbs the conditions or performs the affected work.
2. Upon receipt of written notification of differing site conditions from Contractor, Engineer will investigate the conditions. If Engineer determines that the conditions materially differ and cause an increase or decrease in the cost or time required for the performance of any work under the Contract, an adjustment will be made, excluding loss of anticipated profits, and the Contract will be modified in writing accordingly. Engineer will notify Contractor whether or not an adjustment of the Contract is warranted.
3. Contractor shall not be entitled to any adjustment in the Contract Price or Contract Times if:
 - a. Contractor knew of the existence of such conditions at the time Contractor made a final commitment to the County with respect to Contract Price and Contract Times by the submission of a Bid; or
 - b. The existence of such condition could reasonably have been discovered or revealed as a result of any examination, investigation, exploration, test, or study of the Site and contiguous areas required by the Bidding Requirements or Contract Documents to be conducted by or for Contractor prior to Contractor's making a Bid; or
 - c. Contractor failed to give the written notice as required by this Article.
4. Engineer will not allow a Contract adjustment for a differing site condition unless Contractor has provided the required written notice.
5. Engineer will not allow a Contract adjustment under this clause for any effects caused to any other Department or non-Department projects on which Contractor may be working.

E. Underground Facilities.

1. It is generally recognized, and Contractor should anticipate that information provided by utility owners during project design, frequently fails to disclose all

Underground Facilities. The fact that more utility lines or other Underground Facilities are located in the Project Site than shown on the Project Plans does not constitute an unforeseen or differing Site Condition and such undisclosed Underground Facilities do not differ materially from the conditions which Contractor should expect.

2. Any information and data shown or indicated in the Contract Documents with respect to existing Underground Facilities at or contiguous to the Site is based on information and data furnished to the County design engineer by the owners of such Underground Utilities. Additional utilities may exist which are not shown in the Contract Documents. Unless it is otherwise expressly stated in the Special Provisions, the County is not responsible for the accuracy or completeness of any such information or data provided
3. Contractor is responsible for field verification and location of all Underground Facilities prior to the start of construction. No field work shall be allowed to start until Contractor has notified Sunshine State One-Call of Florida, Inc. and all affected utilities have been located. In addition, Contractor, without any additional compensation, must expose and physically locate all potentially conflicting Underground Facilities prior to construction and is fully responsible for:
 - a. Reviewing and checking all Underground Facilities information and data;
 - b. Locating and verifying all Underground Facilities at or contiguous to the Site;
 - c. Coordination of the Work with the owners of such Underground Facilities, including the County, during construction; and
 - d. The safety and protection of all such Underground Facilities and repairing any damage thereto resulting from the Work.
4. The actual locations of the Underground Facilities must be compared to locations shown on the Plans and any required changes in alignment and grade must be made at the time of construction in consultation with Engineer.
5. If an Underground Utilities is uncovered or revealed at or contiguous to the Site which was not shown or indicated, or not shown or indicated with reasonable accuracy in the Contract Documents:
 - a. Identify the owner of such Underground Facilities and give written notice to that owner and to Engineer promptly after becoming aware thereof and before further disturbing conditions affected thereby or performing any Work in connection therewith. During such time, Contractor shall be responsible for the safety and protection of such Underground Facility.
 - b. Engineer will promptly review the Underground Facilities and determine the extent, if any, to which a change is required in the Contract Documents to reflect and document the consequences of the existence or location of the Underground Facility. If

Engineer determines that the conditions materially differ and cause an increase or decrease in the cost or time required for the performance of the Work, an adjustment will be made, excluding loss of anticipated profits, and the Contract will be modified in writing accordingly. Engineer will notify Contractor whether or not an adjustment of the Contract is warranted.

F. Contractor Proposed Changes Affecting Utilities

1. Contractor is responsible for identifying and assessing any potential impacts to a utility that may be caused by the changes proposed by Contractor, and Contractor must, at the time of making the request for a change, notify the Department in writing of any such potential impacts to utilities.
2. Department approval of a Contractor proposed change does not relieve Contractor of sole responsibility for all utility impacts, costs, delays or damages, whether direct or indirect, resulting from Contractor initiated changes in the design or construction activities from those in the original Contract Specifications, design plans (including traffic control plans) or other Contract Documents and which effect a change in utility work different from that shown in the utility plans, joint project agreements or utility relocation schedules.

G. Rights in and Use of Materials Found on the Site of the Work

1. Ownership and Disposal of Existing Materials: Unless otherwise directed by Engineer or elsewhere in the Contract Documents, take ownership and dispose of all materials that are not designated as the property of other parties, in both roadway and structures, found on the right-of-way, and all material in structures designated for removal. Such materials do not include earth or other excavated material required for the construction of the Project. During construction, Contractor may use materials from existing structures that are required to be removed and that are designated to remain the property of the Department. Do not cut or otherwise damage such material during removal unless Engineer gives permission to do so. Store material in an accessible location as Engineer directs. The Department is not responsible for the quality or quantity of any material salvaged.
2. Ornamental Trees and Shrubs: Take ownership of all ornamental trees or shrubs existing in the right-of-way that are required to be removed for the construction operations and which are not specifically designated on the Plans to be reset, relocated, or to be removed by others prior to the construction operations.

H. Restoration of Property

1. Take preconstruction videos/pictures of the entire work zone and adjacent areas.
2. Public or private property damaged during construction or removed for convenience of the Work

must be repaired or replaced at Contractor's expense in a manner acceptable to Engineer, prior to final acceptance of the Work or sooner if otherwise required by the Contract Documents or Engineer. This includes, but is, not limited to signalization equipment and miscellaneous hardware removed from the construction site, signs, driveways, landscaping, sidewalk, walkways, walls, fences, footings, underground utilities, etc.

3. Contractor must comply with the requirements of Miami-Dade County Code Section 2-103.1 (b), CONSTRUCTION OF PUBLIC UTILITIES OR WORKS IN PUBLIC RIGHTS-OF-WAY

- a. "Whenever any person, corporation, partnership, association, County Department or other legal entity performs any construction or public work within an existing right-of-way located within unincorporated Miami-Dade County, or in right-of-ways of roads or streets located within municipalities that are maintained by the County, the right-of-way, including sidewalks, curbs and gutters, landscaping and must be restored to their legally permissible preexisting condition, including any aesthetic enhancements thereto and any adjacent private property damaged during construction, within thirty (30) days of completion of the construction or public work in that right of way or within thirty (30) days of damage to the affected property or area, whichever occurs first. Prior to the time such construction work begins, the contractor, by posting the construction site, shall inform the local community of the requirement to restore the right-of-way as well as any affected adjacent private property and the fines that could be imposed for each failure to do so. All work to be done pursuant to this Section shall be performed in compliance with the Public Works Manual. Any entity failing to restore the right-of-way to its preexisting condition or better within the time permitted shall be subject to a civil fine of five hundred dollars (\$500.00) per violation per day until such time as the right-of-way is restored, as well as five hundred dollars (\$500.00) per day for each affected adjacent private property until it is restored." Contractor may obtain a complete copy of the Ordinance from the Clerk of the Board.
- b. Post the construction site pursuant to Miami-Dade County Code Section 2-103 (b). The Public Notice to be posted is to read as follows:

PUBLIC NOTICE
ORDINANCE NO. 03-89

Contractor shall restore the right-of-way as well as any affected adjacent private property within 30 days of completion of construction or damage to the affected property or area, whichever occurs first.

Any entity failing to restore the right-of-way to its pre-existing condition or better within the time promoted shall be subject to a civil fine of \$500 per violation per day.

4. Survey monuments.

- a. Upon completion of construction activities and prior to the expiration of the Contract:
 - 1) Coordinate the replacement of any monument(s) disturbed or destroyed.
 - 2) Submit to Engineer for review and approval, a survey report that includes all monuments replaced and all monuments impacted as a result of construction activities.
- b. The replacement of monuments and the preparation of the survey report must be by a licensed Florida Surveyor and Mapper and meet all applicable State Rules, Statutes, and requirements of the Department. All costs required for compliance with these requirements will be included among the Contract pay items.

5. Failure to Restore Damaged Property:

- a. In case of failure on the part of Contractor to restore such property, bridge, road or street, or to make good such damage or injury, Engineer may, upon 48 hours notice, proceed to repair, rebuild, or otherwise restore such property, road, or street as may be deemed necessary, and the Department will deduct the cost thereof from any monies due or which may become due Contractor under the Contract. Nothing in this clause prevents the Contractor from receiving proper compensation for the removal, damage, or replacement of any public or private property, not shown on the plans, that is made necessary by alteration of grade or alignment. Engineer will authorize such work, provided that Contractor, or his employees or agents, have not, through their own fault, damaged such property.

6. Work Site Clean-Up:

- a. Debris and trash shall be removed from the site daily. Mow turf or vegetation within the project limits in accordance with Article 107 of the Construction Specifications.
- b. Upon completion of all work specified herein at each work site and before acceptance and

payment is made, Contractor shall remove from each work site all machinery, equipment, surplus and discarded materials, rubbish and temporary structures. Material cleared from site and deposited on adjacent property will not be considered as having been disposed of satisfactorily.

I. Final Cleaning Up of Right-of-Way

- 1. Upon completion of the Work, and before the Department accepts the Work and makes final payment, remove from the right-of-way and adjacent property all falsework, equipment, surplus and discarded materials, rubbish and temporary structures; restore in an acceptable manner all property, both public and private, that has been damaged during the prosecution of the work; and leave the waterways unobstructed and the roadway in a neat and presentable condition throughout the entire length of the work under Contract. Clean all areas impacted by the Work and remove sedimentation in drainage structures caused by the construction activities.
- 2. Do not dispose of materials of any character, rubbish or equipment, on abutting property, with or without the consent of the property owners. Engineer will allow Contractor to temporarily store equipment, surplus materials, usable forms, etc., on a well-kept site owned or leased by Contractor, adjacent to the Project. However, do not place or store discarded equipment, materials, or rubbish on such a site.
- 3. Shape, dress and restore areas adjacent to the Project right-of-way that were used as plant sites, materials storage areas or equipment yards when they are no longer needed for such purposes.

1.03 CONTROLLING WORK

A. Plans

- 1. Contract Documents: Have one complete copy of the Contract Documents available on the worksite at all times.
- 2. Department's Plans: Unless otherwise labeled, all items shown on the Plans are considered to be part of the Work, and must be incorporated into the Work and included in the established prices.
- 3. Alterations in Plans: The Department will issue, in writing, all authorized alterations affecting the requirements and information given on the approved plans.

B. Typical Details and/or Sketches

- 1. Typical details and/or sketches regarding the proposed work may be provided in addition to the standard details that are available in the Miami-Dade County Public Works Manual and the latest edition of the Florida Department of Transportation's Design Standards for Design, Construction, Maintenance and Utility Operations on The State Highway System.

2. County through its Engineer shall have the right to modify the details and/or sketches, to supplement the sketches with additional plans and/or with additional information as work proceeds; all of which shall be considered as plans accompanying these Specifications herein generally referred to as the "Plans." In case of disagreement between the Plans and Specifications, Engineer will make a final determination as to which will govern.

C. Or-Equals and Substitutes

1. Except where specifically provided, whenever material or equipment is specified or described in the Contract Documents by proprietary name or as being available from a particular supplier, the intent is to establish the type, function, appearance, and quality required. A written request to Engineer to authorize an "or-equal" or "substitute" material or equipment may be submitted as described below unless the item specified or described contains or is followed by words reading that no like, equivalent, or "or-equal" item or no substitution is permitted.

a. Or-Equal Material or Equipment:

- 1) Material or equipment proposed by Contractor may be considered by Engineer as an "or equal" item if in Engineer's sole discretion the item proposed is functionally equal and sufficiently similar to that specified or described in the Contract Documents and that no change in related Work will be required.
- 2) Contractor has the burden of proving at Contractor's own cost and expense, to the satisfaction of Engineer, that the proposed item is equal to the named item. If Contractor fails to comply with the provisions of this Article, or if Engineer determines that the proposed item is not equal to that named, Contractor must supply the product named.
- 3) For the purposes of this Article and at Engineer's sole discretion, a proposed item of material or equipment will be considered functionally equal to the item specified or described in the Contract Documents if:
 - a) In the exercise of reasonable judgment Engineer determines that the proposed item is at least equal in materials of construction, quality, durability, appearance, strength, and design characteristics; will reliably perform at least equally well the function and achieve the results imposed by the design concept of the completed Project as a functioning whole; has a proven record of performance and availability of responsive service; and
 - b) Contractor certifies that, if approved and incorporated into the Work, there will be no increase in cost to the County or increase in Contract Times, and the proposed item will conform substantially

to the detailed requirements of the item named in the Contract Documents.

b. Substitute Material or Equipment:

- 1) If in Engineer's sole discretion an item of material or equipment proposed by Contractor does not qualify as an "or-equal" item, it may be proposed for consideration as a substitute item by Contractor submitting sufficient information as stipulated below to allow Engineer to determine that the item of material or equipment proposed is essentially equivalent to and an acceptable substitute for that named. Requirements pertaining to a proposed substitute item request for review by Engineer will be as set forth in this Article, as supplemented in the Contract Documents, and as Engineer may decide are appropriate under the circumstances.

- 2) Contractor must make written application to Engineer for review of a proposed substitute item of material or equipment that Contractor seeks to furnish or use. The application shall:

- a) Certify that the proposed substitute item will perform adequately the functions and achieve the results called for by the general design, be similar in substance to that specified, and be suited to the same use as that specified;
- b) State the extent, if any, to which the use of the proposed substitute item will prejudice Contractor's achievement of Substantial Completion on time; whether or not use of the proposed substitute item in the Work will require a change in any of the Contract Documents to adapt the design to the proposed substitute item; and whether or not incorporation or use of the proposed substitute item in connection with the Work is subject to payment of any license fee or royalty;
- c) Identify all variations of the proposed substitute item from that specified, and available engineering, sales, maintenance, repair, and replacement services;
- d) Contain an itemized estimate of all costs or credits that will result directly or indirectly from use of such substitute item, including costs of redesign and claims of other contractors affected by any resulting change.

2. Substitute Construction Methods or Procedures: If a specific means, method, technique, sequence, or procedure of construction is expressly required by the Contract Documents, Contractor may furnish or utilize a substitute means, method, technique, sequence, or procedure of construction approved by Engineer. For Engineer approval, submit sufficient information to allow Engineer, in Engineer's sole discretion, to determine that the substitute proposed is equivalent to that expressly called for by the Contract Documents. The requirements for review by Engineer will be as set

forth in this Article, as supplemented in the Contract Documents, and as Engineer may decide are appropriate under the circumstances.

3. Engineer's Evaluation: Engineer will be allowed a reasonable time within which to evaluate each proposal or submittal made pursuant to this Article and will be the sole judge of acceptability. Engineer may require Contractor to furnish additional data about the proposed substitute item. No "or equal" or substitute will be ordered, installed or utilized until Engineer's review is complete, which will be evidenced by receipt from Engineer of either a written approval or Change order where required for a substitute; or an approved Shop Drawing or written approval for an "or equal." Engineer will advise Contractor in writing of any negative determination. Contractor shall provide all data in support of any proposed substitute or "or-equal" at Contractor's expense. County may require Contractor to furnish at Contractor's expense a special performance guarantee or other surety with respect to any substitute item.
4. Engineer's Cost Reimbursement: Engineer will record Engineer's costs in evaluating a substitute proposed or submitted by Contractor pursuant to this Article whether or not Engineer approves a substitute item so proposed or submitted by Contractor, Contractor shall reimburse the County for the costs for evaluating each such proposed substitute. Contractor shall also reimburse the County for the costs of making changes in the Contract Documents from the acceptance of each proposed substitute.

D. Right Of Way Verification

1. All Work and improvements shall be performed, constructed and installed within the limits of the existing Right-of-Way pursuant to the Contract Documents.
2. Obtain all necessary documentation for verifying rights-of-way and property lines.
3. Retain a Florida Registered Surveyor and Mapper to obtain right-of-way and property lines by examining available rights-of-way maps, plats, occupation, legal descriptions or other legal documents or means. The Surveyor will layout the required alignments and grades and be responsible for their accuracy.
4. All field notes on this Project must be kept in a dedicated field book. Submit all field books to Engineer once the Project is completed or prior to completion when a field book gets filled.
5. All costs for complying with these requirements are included under the several scheduled items of the overall Contract. Therefore, no separate payment will be made for this work.

E. Shop Drawings

1. Shop Drawings:
 - a. General. Prepare and submit whatever detailed working drawings necessary to fabricate, erect, and construct all parts of the

Work in conformity with the Plans and Specifications. Shop drawings shall be submitted to Engineer; two sets will be returned to Contractor approved or showing the changes or corrections required; if changes or corrections are required, four revised copies shall be resubmitted until they are approved. Payment for shop drawings and required documents, revisions thereof, and for all copies furnished, shall be included in the various items of work bid. Contractor should allow a minimum of 14 days for the County's approval of shop drawings. County is not responsible for errors or minor discrepancies of Contractor's drawings, even though approved.

- b. Work Items Requiring Shop Drawings: In general, the Department requires shop drawings for items of work not fully detailed in the plans which require additional drawings and coordination prior to constructing the item, including but not limited to:
 - 1) Bridge components not fully detailed in the plans
 - 2) Retaining Wall Systems
 - 3) Precast Box Culverts
 - 4) Non-standard lighting, signalization and signing structures and components
 - 5) Building structures
 - 6) Drainage structures, attenuators, and other nonstructural items
 - 7) Design and structural details furnished by Contractor in compliance with the Contract
 - 8) Temporary Works affecting public safety.
- c. Schedule of Submittals: Prepare and submit a schedule of submittals that identifies the work for which shop drawings apply. For each planned submittal, define the type, and approximate number of drawings or other documents that are included and the planned submittal date, considering the processing requirements herein. Submit the schedule of submittals to Engineer at the preconstruction conference, and prior to the submission of any shop drawings. Coordinate subsequent submittals with construction schedules to allow sufficient time for review, approval, and re-submittal as necessary.
- d. Style, Numbering, and Material of Submittals:
 - 1) Drawings: Furnish four clearly legible copies of all shop drawings that are necessary to complete the structure in compliance with the design shown on the Plans. Prepare all shop drawings using the same units of measure as those used in the Plans. Use sheets no larger than 11 by 17 inches unless otherwise required by Engineer. Consecutively number each sheet in the submittal series, and indicate the total number in the series (i.e., 1

of 12, 2 of 12, . . . , 12 of 12). Include on each sheet the following items as a minimum requirement: the Project Number, Bridge Number(s), drawing title and number, a title block showing the names of the fabricator or producer and Contractor for which the work is being done, the initials of the person(s) responsible for the drawing, the date on which the drawing was prepared, the location of the item(s) within the Project, Contractor's approval stamp with date and initials, and, when applicable, the documents shall be signed and sealed by the Specialty Engineer or Contractor's Engineer of Record, as appropriate. A re-submittal will be requested when any of the required information is not included.

- 2) Other Documents: Provide four sets of original documents or clearly legible copies of documents other than drawings, such as trade literature, catalogue information, calculations, and manuals. Provide sheets no larger than 11 by 17 inches unless otherwise required by Engineer. Clearly label and number each sheet in the submittal to indicate the total number of sheets in the series (i.e., 1 of 12, 2 of 12, . . . , 12 of 12). Additional sets of documentation may be required by Engineer for review of precast prestressed and structural steel components.
- 3) Prepare all documents using the same units of measure as those used in the Contract Documents. Bind and submit all documents with a Table of Contents cover sheet. List on the cover sheet the total number of pages and appendices, and include the Project Number, a title referencing the submittal item(s), the name of the firm and person(s) responsible for the preparation of the document, Contractor's approval stamp with date and initials, and, when applicable, the documents shall be signed and sealed by the Specialty Engineer or Contractor's Engineer of Record, as appropriate.
- 4) Submit appropriately prepared and checked calculations and manuals that clearly outline the design criteria. Include on the internal sheets the Project Number and the initials of the person(s) responsible for preparing and checking the document.
- 5) Clearly label trade literature and catalogue information on the front cover with the title, Project Number, date and name of the firm and person(s) responsible for that document.

e. Submittal Paths and Copies:

- 1) General: Submit shop drawings to Engineer or Engineer's duly authorized representative. At the preconstruction conference, the Department will notify Contractor of any changes in the submittal path and whether the Department's or the Consultant's review stamp will signify an officially reviewed shop

drawing. When the Engineer of Record is a consultant hired by the Department, submit shop drawings to the consultant with a copy to Engineer. For work requiring other documentation (e.g., catalog data, procedure manuals, fabrication/welding procedures, and maintenance and operating manuals), submit the required number of copies with the prints. If not shown on the plans, the Department will furnish the mailing address of the Consulting Engineer of Record. Provide copies of material certifications and material tests to Engineer.

- 2) Contractor-Originated Design: Submit shop drawings and applicable calculations to the Engineer of Record for review. Ensure that each sheet of the shop drawings and the cover sheet of the calculations are signed and sealed by the Specialty Engineer or Contractor's Engineer of Record. Transmit the submittal and copies of the transmittal letters in accordance with the submittal requirements stipulated herein.
- 3) Temporary Works: For Construction Affecting Public Safety, submit to the Engineer of Record shop drawings and the applicable calculations for the design of special erection equipment, bracing, falsework, scaffolding, etc. Ensure that each sheet of the shop drawings and the cover sheet of the applicable calculations is signed and sealed by the Specialty Engineer. Transmit the submittal and copies of the transmittal letters in accordance with the submittal requirements stipulated herein.
- 4) Formwork and Scaffolding: Contractor is solely responsible for the safe installation and use of all formwork and scaffolding. The Department does not require any formwork or scaffolding submittals unless such work would be classified as Construction Affecting Public Safety or called for by the Contract Documents.
- 5) Beam and Girder Temporary Bracing: Contractor is solely responsible for ensuring stability of beams and girders during all handling, storage, shipping and erection. Adequately brace beams and girders to resist wind, weight of forms and other temporary loads, especially those eccentric to the vertical axis of the products, considering actual beam geometry and support conditions during all stages of erection and deck construction. Develop the required designs following the AASHTO Guide Design Specifications for Bridge Temporary Works and Construction Handbook for Bridge Temporary Works and the Contract Documents.
- 6) For Construction Affecting Public Safety, submit signed and sealed calculations for stability for all beams and girders.

- 7) Erection Plan: Submit, for Engineer's review, an Erection Plan that meets the specific requirements of FDOT Sections 450, 452 and 460 and this section. Refer to FDOT Design Standards Index 600 for construction activities not permitted over traffic.
 - 8) Other Miscellaneous Design and Structural Details Furnished by Contractor in Compliance with the Contract: Submit to Engineer any shop drawings and applicable calculations. Ensure that each sheet of the shop drawings and the cover sheet of the applicable calculations is signed and sealed by the Specialty Engineer. Transmit the submittal and copies of the transmittal letters in accordance with the submittal requirements stipulated herein.
- f. Processing of Shop Drawings:
- 1) Contractor Responsibility for Accuracy and Coordination of Shop Drawings:
 - a) Coordinate, schedule, and control all submittals, with a regard for the required priority, including those of the various subcontractors, suppliers, and engineers, to provide for an orderly and balanced distribution of the work.
 - b) Submit shop drawings to facilitate expeditious review. Contractor is discouraged from transmitting voluminous submittals of shop drawings at one time. For submittals transmitted in this manner, allow for the additional review time that may result.
 - c) Only shop drawings distributed that have been approved by the Department are valid. Any work that Contractor performs in advance of approval will be at Contractor's risk.
 - 2) Scope of Review by Engineer: The Engineer of Record's review of the shop drawings is for conformity to the requirements of the Contract Documents and to the intent of the design. The Engineer of Record's review of shop drawings which include means, methods, techniques, sequences, and construction procedures are limited to the effects on the permanent works. The Engineer of Record's review of submittals which include means, methods, techniques, sequences, and construction procedures does not include an in-depth check for the ability to perform the work in a safe or efficient manner. Review by the Engineer of Record does not relieve Contractor of responsibility for dimensional accuracy to ensure field fit and for conformity of the various components and details.
 - 3) Special Review by Engineer of Shop Drawings for Construction Affecting Public Safety: For Construction Affecting Public Safety, the Engineer of Record, or other Engineer as the Department appoints for this

purpose, will make an independent review of all relevant shop drawings and similar documents. Do not proceed with construction of the permanent works until receiving the Engineer of Record's approval. The review of these shop drawings is for overall structural adequacy of the item to support the imposed loads and does not include a check for economy, efficiency or ease of construction.

- g. Other Requirements for Shop Drawings for Bridges:
- 1) Shop Drawings for Structural Steel and Miscellaneous Metals: Furnish shop drawings for structural steel and miscellaneous metals. Shop drawings shall consist of working, shop, and erection drawings, welding procedures, and other working plans, showing details, dimensions, sizes of material, and other information necessary for the complete fabrication and erection of the metal work.
 - 2) Shop Drawings for Concrete Structures: Furnish shop drawings for concrete components that are not cast-in-place and are not otherwise exempted from submittal requirements. Also, furnish shop drawings for all details that are required for the effective prosecution of the concrete work and are not included in the Contract Documents such as: special erection equipment, masonry layout diagrams, and diagrams for bending reinforcing steel, in addition to any details required for concrete components for the permanent work.
 - 3) Shop Drawings for Major and Unusual Structures: In addition to any other requirements, within 60 days from the Notice to Proceed, submit information to Engineer outlining the integration of the Major and Unusual Structure into the overall approach to the project. Where applicable to the project, include, but do not limit this information to:
 - a) The overall construction program for the duration of the Contract. Clearly show the Milestone dates.
 - b) The overall construction sequence. The order in which individual structures are to be built, the sequence in which individual spans of girders or cantilevers are erected, and the sequence in which spans are to be made continuous.
 - c) The general location of any physical obstacles to construction that might impose restraints or otherwise affect the construction, and an outline of how to deal with such obstacles while building the structure(s).
 - d) The approximate location of any special lifting equipment in relation to the structure, including clearances required for the operation of the equipment.

- e) The approximate location of any temporary falsework, and the conceptual outline of any special erection equipment. Provide the precise locations and details of attachments, fixing devices, loads, etc. in later detailed submittals.
- f) An outline of the handling, transportation, and storage of fabricated components, such as girders or concrete segments. Provide the precise details in later detailed submittals.
- g) Any other information pertinent to the proposed scheme or intended approach.
- h) Clearly and concisely present the above information on as few drawings as possible in order to provide an overall, integrated summary of the intended approach to the project. The Department will use these drawings for information, review planning, and to assess Contractor's approach in relation to the intent of the original design. The delivery to and receipt by Engineer does not constitute any Department acceptance or approval of the proposals shown thereon. Include the details of such proposals on subsequent detailed shop drawing submittals. Submit timely revisions and re-submittals for all variations from these overall scheme proposals.
- h. Cost of Shop Drawings: Include the cost of furnishing shop and working drawings in the Contract prices for the work requiring the shop and working drawings. The Department will not pay Contractor additional compensation for such drawings.

2. Certifications:

- a. Special Erection Equipment: Prior to its use, ensure that the Specialty Engineer personally inspects the special erection equipment and certifies to Engineer in writing that the equipment has been fabricated in accordance with the submitted drawings and calculations. In addition, after assembly, ensure that the Specialty Engineer observes the equipment in use and certifies to Engineer in writing that it is being used as intended and in accordance with the submitted drawings and calculations. In each case, ensure that the Specialty Engineer also signs and seals the letter of certification.
- b. Falsework and Shoring Requiring Shop Drawings: After its erection or installation but prior to the application of any superimposed load, ensure that the Specialty Engineer personally inspects the falsework and certifies to Engineer in writing that the falsework has been constructed in accordance with the materials and details shown on the submitted drawings and calculations. Ensure that the Specialty

Engineer also signs and seals the letter of certification.

- c. Temporary Formwork: For Construction Affecting Public Safety and for Major and Unusual Structures, prior to the placement of any concrete, ensure that the Specialty Engineer inspects the formwork and certifies to Engineer in writing that the formwork has been constructed to safely withstand the superimposed loads to which it will be subjected. Ensure that the Specialty Engineer signs and seals the letter of certification.
- d. Erection: For Construction Affecting Public Safety, submit an erection plan signed and sealed by the Specialty Engineer to Engineer at least four (4) weeks prior to erection commencing. Include as part of this submittal signed and sealed calculations and details for any falsework, bracing or other connection(s) supporting the structural elements shown in the erection plan.
- e. At least two (2) weeks prior to beginning erection, conduct a Preerection meeting with the Specialty Engineer and Engineer to review details of the plan.
- f. After erection of the elements but prior to opening of the roadway below the structure, ensure that a Specialty Engineer has personally inspected the erected member(s) and certified to Engineer that the structure has been erected in accordance with the signed and sealed erection plan.
- g. Perform daily inspections of the erected structural systems. For structures without temporary supports but with temporary girder bracing systems, perform inspections until all the diaphragms and cross frames are in place. For structures with temporary supports, perform inspections until the temporary supports are no longer needed as indicated in the erection plans. Provide written documentation of the inspections to Engineer within 24 hours of the inspection.

3. Corrections for Construction Errors:

- a. For work that Contractor constructs incorrectly or does not meet the requirements of the Contract Documents, Contractor has the prerogative to submit an acceptance proposal to Engineer for review and disposition. The acceptance proposal shall describe the error or defect and either describe remedial action for its correction or propose a method for its acceptance. In either case, the acceptance proposal shall address structural integrity, aesthetics, maintainability, and the effect on Contract Time. The Department will judge any such proposal for its effect on these criteria and also for its effect on Contract Administration.
- b. When Engineer judges that a proposal infringes on the structural integrity or maintainability of the structure, Contractor's

Engineer of Record will perform a technical assessment and submit it to Engineer for approval.

- c. Do not take any corrective action without Engineer's approval. Carry out all approved corrective construction measures at no expense to the County.
- d. Notwithstanding any disposition of the compensation aspects of the defective work, Engineer's decision on the technical merits of a proposal is final.

F. Coordination of Contract Documents

1. These Specifications, the Plans, Special Provisions, and all supplementary documents are integral parts of the Contract; a requirement occurring in one is as binding as though occurring in all.
2. All parts of the Contract Documents are complementary and describe and provide for a complete work. In addition to the work and materials specified in the Specifications as being included in any specific pay item, include in such pay items additional, incidental work, not specifically mentioned, when so shown in the plans, or if indicated, or obvious and apparent, as being necessary for the proper completion of the work under such pay item and not stipulated as being covered under other pay items.
3. Promptly notify Engineer in writing of any conflict, error, ambiguity, omission or discrepancy which Contractor may discover within the Contract Documents and obtain a written interpretation or clarification from Engineer before proceeding with any work affected thereby. The higher quality, greater quantity, more specific or restrictive, or more expensive requirement necessary and applicable to the completed Project, based on Engineer's interpretation, will take precedence. Engineer's written decision on the issue will be final and binding.

G. Conformity of Work with Contract Documents

1. Perform all work and furnish all materials in conformity with the lines, grades, cross-sections, dimensions, and material requirements, including tolerances, as specified in the Contract Documents.
2. In the event that Engineer finds that Contractor has used material or produced a finished product that is not in conformity with the Contract Documents, but that Contractor has produced reasonably acceptable work, Engineer will determine if the Department will accept the work. In this event, Engineer will document the basis of acceptance by Contract modification, which provides for an appropriate reduction in the Contract price for such work or materials included in the accepted work as deemed necessary to conform to the determination based on engineering judgment.
3. In the event that Engineer finds that Contractor has used material or produced a finished product that is not in conformity with the Contract Documents, and that Contractor has produced an inferior or unsatisfactory product, Contractor shall remove and

replace or otherwise correct the work or materials at no expense to the County.

4. For base and surface courses, the Department will allow the finished grade to vary as much as 0.1 foot from the grade shown in the plans, provided that Contractor's work meets all templates and straightedge requirements and contains suitable transitions.

H. Errors or Omissions in Contract Documents

1. Do not take advantage of any apparent error or omission discovered in the Contract Documents, but immediately notify Engineer of such discovery. Engineer will then make such corrections and interpretations as necessary to reflect the actual spirit and intent of the Contract Documents.

I. Authority of Engineer

1. Perform all work to the satisfaction of Engineer. Engineer will decide all questions, difficulties, and disputes, of whatever nature, that may arise relative to the interpretation of the Plans, construction, prosecution, and fulfillment of the Contract, and as to the character, quality, amount, and value of any work done, and materials furnished, under or by reason of the Contract.

J. Authority and Duties of Engineer's Assistants

1. Engineer's assistants and representatives are authorized to inspect all work done and all materials furnished. Such inspection may extend to all or any part of the work and to the manufacture, preparation, or fabrication of the materials to be used. Such assistants and representatives are not authorized to revoke, alter, or waive any requirement of these Specifications. Rather, they are authorized to call to the attention of Contractor any failure of the work or materials to meet the Contract Documents, and have the authority to reject materials or suspend the work until any questions at issue can be referred to and decided by Engineer.
2. Engineer will immediately notify Contractor in writing of any such suspension of the work, stating in detail the reasons for the suspension. The presence of the inspector or other assistant in no way lessens the responsibility of Contractor.

K. Engineering and Layout

1. Control Points Furnished by the Department:
 - a. Engineer will provide centerline control points (Begin Project, End Project, PIs, PTs, etc.) and bench marks at appropriate intervals along the line of the project to facilitate the proper layout of the work. Normally, Engineer will furnish only one bench mark for water crossings. Preserve all reference points and bench marks that the Department furnishes.

- b. As an exception to the above, for projects where the plans do not show a centerline or other survey control line for construction of the work (e.g. resurfacing, safety modifications, etc.) Engineer will provide only points marking the beginning and ending of the project, and all exceptions.
2. **Furnishing of Stake Materials:** Furnish all stakes, templates, and other materials necessary for establishing and maintaining the lines and grades necessary for control and construction of the Work.
3. **Layout of Work:**
 - a. Utilizing the control points furnished by the Department, establish all horizontal and vertical controls necessary to construct the work in conformity to the Contract Documents. Perform all calculations required, and set all stakes needed such as grade stakes, offset stakes, reference point stakes, slope stakes, and other reference marks or points necessary to provide lines and grades for construction of all roadway, bridge, and miscellaneous items.
 - b. When performing utility construction as part of the project, establish all horizontal and vertical controls necessary to carry out such work.
4. **Specific Staking Requirements:**
 - a. When performing new base construction as part of the Project, set stakes to establish lines and grades for subgrade, base, curb, and related items at intervals along the line of the work no greater than 50 feet on tangents and 25 feet on curves. Set grade stakes at locations that Engineer directs to facilitate checking of subgrade, base, and pavement elevations in crossovers, intersections, and irregular shaped areas.
 - b. For bridge construction stakes and other control, set references at sufficiently frequent intervals to ensure construction of all components of a structure in accordance with the lines and grades shown in the plans.
 - c. For projects where the plans do not show a centerline or other survey control line for construction of the work (resurfacing, safety modifications, etc.), provide only such stakes as necessary for horizontal and vertical control of work items.
 - d. For resurfacing and resurfacing-widening type projects, establish horizontal controls adequate to ensure that the asphalt mix added matches with the existing pavement. In tangent sections, set horizontal control points at 100 foot intervals by an instrument survey. In curve sections, set horizontal control points at 25 foot intervals by locating and referencing the centerline of the existing pavement.
 - e. Establish by an instrument survey, and mark on the surface of the finished pavement at 25

foot intervals, the points necessary for striping of the finished roadway. As an exception, for resurfacing and resurfacing/widening projects, establish these points in the same manner as used for horizontal control of paving operations. Mark the pavement with white paint. If performing striping, Engineer may approve an alternate method for layout of striping provided that Contractor achieves an alignment equal to or better than the alignment that would be achieved using an instrument survey.

- f. For projects that include temporary or permanent striping of "no passing zones", provide the location and length of these zones as shown in the plans, except projects where the vertical or horizontal alignment is new or altered from preconstruction alignment. For projects that consist of new or altered vertical or horizontal alignment, the Department will provide the location and length of the "no passing zones" during construction. For these projects, notify Engineer not less than 21 calendar days prior to beginning striping.
 - g. For all projects, set a station identification stake at each right-of-way line at 100 foot intervals and at all locations where a change in right-of-way width occurs. Mark each of these stakes with painted numerals, of a size readable from the roadway, corresponding to the project station at which it is located. As an exception to the above, for projects where plans do not show right-of-way lines, set station identification stakes at locations and intervals appropriate to the type of work being done. For resurfacing and resurfacing/widening projects, set station identification stakes at 200 foot intervals.
5. **Personnel, Equipment, and Record Requirements:**
 - a. Employ only competent personnel and use only suitable equipment in performing layout work. Do not engage the services of any person or persons, employed by the Department, for performance of layout work.
 - b. Keep adequate field notes and records while performing layout work. Make these field notes and records available for Engineer's review as the work progresses, and furnish copies to Engineer at the time of completion of the project. Engineer's inspection, checking, or acceptance of Contractor's field notes or layout work does not relieve Contractor of his responsibility to achieve the lines, grades, and dimensions shown in the Contract Documents.
 - c. Prior to final acceptance of the project, mark, in a permanent manner on the surface of the completed work, all horizontal control points originally furnished by the Department.
6. **Payment:** Include the cost of performing layout work as described above in the Contract unit prices for the various items of work that require layout.

L. Contractor's Supervision

1. Contractor's Superintendent:

- a. Maintain a competent superintendent at the Site at all times while work is in progress to act as Contractor's agent. The superintendent must:
 - 1) Be capable of properly interpreting the Contract Documents and thoroughly experienced in the type of work being performed.
 - 2) Have full authority to receive instructions from Engineer and to execute the orders or directions of the Engineer, including promptly supplying any materials, tools, equipment, labor, and incidentals that may be required.
 - 3) Speak and understand English.
- b. Maintain at least one other responsible person who speaks and understands English, on the Project during all working hours.
- c. Furnish sufficient superintendence and supervisory personnel commensurate to the amount and type of work being performed.

2. Supervision for Emergencies:

- a. Provide a responsible person, who speaks and understands English, and who is available at or reasonably near the worksite on a 24 hour basis, seven days a week. Designate this person as the point of contact for emergencies and in cases that require immediate action to maintain traffic or to resolve any other problem that might arise.
- b. Submit, by certified mail, the phone numbers and names of personnel designated to be contacted in cases of emergencies, along with a description of the project location, to the Miami-Dade Police and all other local law enforcement agencies.

M. General Inspection Requirements

1. Cooperation by Contractor:

- a. Notify Engineer daily where each of his crews will be working and what work will be done. This notification shall be given each weekday between 3:00 p.m. and 4:00 p.m. on the prior day.
- b. Do not perform work or furnish materials without obtaining inspection by Engineer or his representative. Furnish Engineer with every reasonable facility for ascertaining whether the work performed and materials used are in accordance with the requirements and intent of the Contract Documents.
- c. If Engineer so requests at any time before final acceptance of the work, remove or uncover such portions of the finished work as

directed. After examination, restore the uncovered portions of the work to the standard required by the Contract Documents. If Engineer determines that the work so exposed or examined is unacceptable, perform the uncovering or removal, and the replacing of the covering or making good of the parts removed, at no expense to the County. However, if Engineer determines that the work thus exposed or examined is acceptable, the County will pay for the uncovering or removing, and the replacing of the covering or making good of the parts removed in accordance with the terms of the Contract Documents.

2. Failure of Engineer to Reject Work During Construction: If, during or prior to construction operations, Engineer fails to reject defective work or materials, whether from lack of discovery of such defect or for any other reason, such initial failure to reject in no way prevents the later rejection when such defect is discovered, or obligates the County to final acceptance. The County is not responsible for losses suffered due to any necessary removals or repairs of such defects.
3. Failure to Remove and Renew Defective Materials and Work: If Contractor fails or refuses to remove and renew any defective materials used or work performed, or to make any necessary repairs in an acceptable manner and in accordance with the requirements of the Contract within the time indicated in writing, the Engineer has the authority to repair, remove, or renew the unacceptable or defective materials or work as necessary, all at Contractor's expense. The Department will obtain payment for any expense it incurs in making these repairs, removals, or renewals, that Contractor fails or refuses to make, by deducting such expenses from any moneys due or which may become due Contractor, or by charging such amounts against the Contract bond.
4. Inspection by State and/or Federal Government: When the State of Florida and/or the United States Government pays a portion of the cost of construction, their representatives may inspect the construction work as they deem necessary. However, such inspection(s) will in no way make the State or the Federal Government a party to the Contract.

N. Final Inspection

1. Maintenance until Acceptance: Maintain all Work until Engineer has given final acceptance in accordance with the requirements of the Contract Documents.
2. Inspection for Acceptance:
 - a. Upon notification that all Contract Work, or all Contract Work on the portion of the Contract scheduled for acceptance, has been completed, Engineer will make an inspection for acceptance. The inspection will be made within seven days of the notification. If Engineer finds that all work has been satisfactorily completed, the Department will

consider such inspection as the final inspection. If any or all of the Work is found to be unsatisfactory, Engineer will detail the remedial work required to achieve acceptance. Immediately perform such remedial work. Subsequent inspections will be made on the remedial work until Engineer accepts all Work.

- b. Upon satisfactory completion of the Work, the Department will provide written notice of acceptance, either partial or final, to Contractor.
 - c. Until final acceptance in accordance with the requirements of the Contract Documents, replace or repair any damage to the accepted Work.
3. Partial Acceptance: At Engineer's sole discretion, Engineer may accept any portion of the Work under the provisions stipulated above.
4. Conditional Acceptance: Engineer will not make, or consider requests for conditional acceptance of a project.
- O. Final Acceptance.
- a. When, upon completion of the final construction inspection of the entire Project, Engineer determines that Contractor has satisfactorily completed all the Work and furnished all documents required by the Contract Documents, Engineer will give Contractor written notice of final acceptance. Final Acceptance shall also denote the beginning of any warranty periods associated with the Project.

1.04 CONTROLLING MATERIALS

A. Acceptance Criteria

1. General:

- a. All materials and equipment, except for materials specifically called for on the Contract Documents to be provided by the County, are to be supplied by the Contractor who must, as required, obtain shop drawing approvals and order these items in a timely fashion so as not to cause any delays in the approved schedule.
- b. Acceptance of materials is based on the criteria provided herein and elsewhere in the Contract Documents. All requirements may not apply to all materials. Use only materials in the Work that meet the requirements of the Contract Documents. Engineer may inspect and test any material, at points of production, distribution and use.

2. Sampling and Testing:

- a. Use sample identification and tracking forms approved by Engineer to provide related information and attach the information to

each sample. Restore immediately any site from which material has been removed for sampling purposes to the pre-sampled condition with materials and construction methods used in the initial construction, at no additional cost to the County. Ensure that sufficient material is delivered to allow for proper sample collection, at no expense to the County.

b. Where required:

- 1) Pretest by Manufacturers: Submit certified manufacturer's test results to Engineer for qualification and use on the Project. Testing will be as specified in the Contract Documents. The Department may require submittal from manufacturers of samples of materials for independent verification purposes.
- 2) Point of Production Test: Test the material during production as specified in the Contract Documents.
- 3) Point of Distribution Test: Test the material at Distribution facilities as specified in the Contract Documents.
- 4) Point of Use Test: Test the material immediately following placement as specified in the Contract Documents. After delivery to the Project, the Department may require the retesting of materials that have been tested and accepted at the source of supply, or may require the testing of materials that are to be accepted by Producer Certification. The Department may reject all materials that, when retested, do not meet the requirements of the Contract Documents.

3. Certification:

- a. Manufacturer Material Certification: Submit material certifications for all materials to Engineer for approval when required by the Specifications. Materials will not be considered for payment when not accompanied by a material certification. Sample material certification forms are available on the FDOT's website at the following URL: <http://www.fdot.gov/materials/navigation/documents.shtm>
- b. Ensure that the material certification follows the format of the sample form, is submitted on the manufacturer's letterhead and is signed by a legally responsible person employed by the manufacturer.
- c. FDOT Approved Product List (APL): The Department will limit Contractor's use of products and materials that require use of APL items to those listed on the APL effective at the time of placement.
- d. Traffic Signals and Signs (TSS) Division's Qualified Products List (TSSQPL):

- 1) Only those traffic control equipment and materials listed in the DTPW Traffic Signals and Signs (TSS) Division's Qualified Products List (TSSQPL), or submitted to and approved in writing by the DTPW TSS for addition to the TSSQPL, are allowed to be installed within Miami-Dade County. Equipment or material used in the performance of the Work, without prior Departmental approval, must be replaced with Department approved equipment or material, at no cost to the County. The TSSQPL is available at <http://www.miamidade.gov/qpl/Home.aspx>
 - e. Contractor Installation Certification: Provide installation certifications as required by the Contract Documents.
- B. Applicable Documented Authorities Other Than Specifications
1. General: Details on individual materials are identified in various material specific Sections of the Specifications that may refer to other documented authorities for requirements. When specified, meet the requirements as defined in such references.
 2. Test Methods: Methods of sampling and testing materials are in accordance with the Florida Methods (FM). If a Florida Method does not exist for a particular test, perform the testing in accordance with the method specified in the Specification. When test methods or other standards are referenced in the Specifications without identification of the specific time of issuance, use the most current issuance, including interims or addendums thereto, at the time of bid opening.
 3. Construction Aggregates:
 - a. Unless otherwise specified in the Contract Documents:
 - 1) All aggregate products and sources used in performance of the Work must be approved by FDOT pursuant to Rule 14-103, F.A.C. Aggregates and sources used must be identified in the FDOT "Approved Aggregate Products from Mines or Terminals" listings current at the time the aggregate is proposed for use on the Project.
 - 2) Each truck aggregate load ticket provided must include the DTPW Project Name and Number, name of the aggregate source, the FDOT Source Number, quantity, aggregate description and corresponding FDOT material code, producer ticket number, and statement "CERTIFIED FOR FDOT" or "CERT. FOR FDOT."
- C. Storage of Materials and Samples
1. Method of Storage: Store materials in such a manner as to preserve their quality and fitness for the work, to facilitate prompt inspection, and to minimize noise impacts on sensitive receivers. More detailed requirements concerning the storage of specific materials are prescribed under the applicable Specifications. The Department may reject improperly stored materials.
2. Use of Right-of-Way for Storage: Unless otherwise stated in the Contract Documents, no Project staging areas have been provided by the County. If Engineer allows, Contractor may use a portion of the right-of-way for temporary storage purposes and for temporarily placing Contractor's plant and equipment. Use only the portion of the right-of-way that is outside the clear zone, which is the portion not required for public vehicular or pedestrian travel. When used, restore the right-of-way to pre-construction condition at no additional cost to the County or as specified in the Contract Documents. Provide any additional space required at no expense to the County.
3. Responsibility for Stored Materials: Accept responsibility for the protection of stored materials. The Department is not liable for any loss of materials, by theft or otherwise, or for any damage to the stored materials.
4. Storage Facilities for Samples: Provide facilities for storage of samples as described in the Contract Documents and warranted by the test methods and Specifications.
- D. Defective Materials
1. Materials not meeting the requirements of the Contract Documents will be considered defective. Engineer will reject all such materials, whether in place or not. Remove all rejected material immediately from the site of the work and from storage areas, at no expense to the County.
 2. Do not use material that has been rejected and the defects corrected, until Engineer has approved the material's use. Upon failure to comply promptly with any order of Engineer made under these provisions, Engineer will remove and replace defective material and deduct the cost of removal and replacement from any moneys due or to become due to Contractor.
 3. As an exception to the above, Contractor may submit, upon approval of Engineer, an engineering and/or laboratory analysis to evaluate the effect of defective in-place materials. A Specialty Engineer, who is an independent consultant or Contractor's Engineer of Record as stated within each individual Section shall perform any such analysis. Engineer will determine the final disposition of the material after review of the information submitted by Contractor. No additional monetary compensation or time extension will be granted for the impact of any such analysis or review.
- E. Products and Source of Supply
1. Source of Supply--Convict Labor (Federal-Aid Contracts Only):
 - a. Do not use materials that were produced after July 1, 1991, by convict labor for Federal-aid highway construction projects

unless the prison facility has been producing convict-made materials for Federal-aid highway construction projects before July 1, 1987.

- b. Use materials that were produced prior to July 2, 1991, by convicts on Federal-aid highway construction projects free from the restrictions placed on the use of these materials by 23 U.S.C. 114. The Department will limit the use of materials produced by convict labor for use in Federal-aid highway construction projects to:
 - 1) Materials produced by convicts on parole, supervised release, or probation from a prison or,
 - 2) Materials produced in a qualified prison facility.
 - c. The amount of such materials produced for Federal-aid highway construction during any 12-month period shall not exceed the amount produced in such facility for use in such construction during the 12-month period ending July 1, 1987.
2. Buy American: Contractor must comply with the requirements of Miami Dade County Code, Section 2-8.2.6.1, Buy American Iron and Steel Products Procurement Program:
 - a. The Buy American legislation requires that iron and steel products utilized in certain Miami-Dade County public improvement projects be produced in the United States. This requirement shall not apply if:
 - 1) The project is federal funded.
 - 2) iron and steel products are not produced in the United States in sufficient and reasonably available quantities or of a satisfactory quality; or
 - 3) upon a written recommendation of the County Mayor approved by a majority vote of the Board members present, compliance with this requirement is not consistent with the best interests of the public.
 3. Source of Supply-Steel (Federal-Aid Contracts Only):
 - a. For Federal-aid Contracts, only use steel and iron produced in the United States, in accordance with the Buy America provisions of 23 CFR 635.410, as amended. Ensure that all manufacturing processes for this material occur in the United States. As used in this specification, a manufacturing process is any process that modifies the chemical content, physical shape or size, or final finish of a product, beginning with the initial melting and mixing and continuing through the final shaping and coating. A manufactured steel or iron product is complete only when all grinding, drilling, welding, finishing and coating have been completed. If a domestic product is taken outside the United States for any process, it becomes foreign source

material. When using steel and iron as a component of any manufactured product incorporated into the project (e.g., concrete pipe, prestressed beams, corrugated steel pipe, etc.), these same provisions apply, except that the manufacturer may use minimal quantities of foreign steel and iron when the cost of such foreign materials does not exceed 0.1% of the total Contract amount or \$2,500, whichever is greater.

- b. These requirements are applicable to all steel and iron materials incorporated into the finished work, but are not applicable to steel and iron items that Contractor uses but does not incorporate into the finished work. Provide a certification from the manufactures of steel or iron, or any product containing steel or iron as a component, stating that all steel or iron furnished or incorporated into the furnished product was produced and manufactured in the United States in accordance with the requirements of this specification and the Buy America provisions of 23 CFR 635.410, as amended. Such certification shall also include (1) a statement that the product was produced entirely within the United States, or (2) a statement that the product was produced within the United States except for minimal quantities of foreign steel and iron valued at \$ (actual cost). Submit each such certification to Engineer prior to incorporating the material into the project. When FHWA allows the use of foreign steel on a project, submit invoices to document the cost of such material, and obtain Engineer's written approval prior to incorporating the material into the project.

4. Contaminated Unfit, Hazardous, and Dangerous Materials:
 - a. Do not use any material that, after approval and/or placement, has in any way become unfit for use.
 - b. Do not use materials containing any substance that has been determined to be hazardous by the State of Florida Department of Environmental Protection or the U.S. Environmental Protection Agency (EPA). Provide workplaces free from serious recognized hazards and to comply with occupational safety and health standards, as determined by the U.S. Department of Labor Occupational Safety and Health Administration (OSHA).

1.05 LEGAL REQUIREMENTS AND RESPONSIBILITY TO THE PUBLIC

A. Disaster Preparedness

1. General:

- a. During periods in which any portion of Miami-Dade County is designated by the National Oceanic and Atmospheric Administration's

National Hurricane Center as being under a Tropical Storm Watch or greater, Contractor shall perform all precautions as necessary to safeguard the Work and property, including the removal of all small equipment and materials from the site, securing all other equipment and materials to each other and to rigid construction, and any other safety measures as may be directed by Engineer.

2. Upon Notification of a Tropical Storm or Hurricane Watch:

- a. Engineer will provide formal notification to Contractor to prepare and submit for approval a Plan of Action for the specific actions to be taken on their particular projects.

3. Upon Notification of a Tropical Storm or Hurricane Warning:

- a. Engineer will provide formal notification to Contractor to implement the approved Plan of Action to protect the Project and the public.
- b. For construction projects within the public right-of-way, Contractor will be notified by Engineer to suspend his construction operations. Contractor will backfill all open trenches, remove all construction equipment and materials from the right-of-way, remove unnecessary traffic barricades and signs, and secure remaining barricades by "half burial" or "double sand bags."

4. Storm or Disaster Services:

- a. Contractor, by accepting the award of this Contract, recognizes and agrees that should a storm or other severe and catastrophic natural disaster affect the Miami-Dade-County area during the performance of the work, Contractor shall provide services contracted for during the contract period, at the Contract unit prices and at the same or different locations from those covered by this Contract.
- b. For emergency services and conditions not addressed by this Contract, Contractor agrees to negotiate reasonable prices and terms with the County for any disaster-relief work required by the County. In all instances, Contractor agrees to negotiate reasonable time extensions for performance of disaster-relief work.

B. Laws to be Observed

1. General:

- a. Become familiar with and comply with all applicable Federal, State, County, and city laws, by-laws, ordinances, and regulations that control the action or operation of those engaged or employed in the Work or that affect materials used. Pay particular attention to the applicable safety regulations promulgated by the U.S. Department of

Labor, Occupational Safety and Health Administration (OSHA). In addition, comply with Chapter 403, F.S. (Florida Statutes), regarding control of air pollution. Direct special attention to that portion of Chapter 17-5, F.A.C. (Florida Administrative Code), pertaining to open burning in land clearing operations. Where work or structures included in the Contract are in "Navigable Waters of the U.S.," (reference 33 of the Code of Federal Regulations, Part 329); "Waters of the U.S.," (reference 33 of the Code of Federal Regulations, Parts 323 and 328); or "Waters of the State," (reference Part 4, Chapters 253 and 373 of the Florida Statutes and Section 62-340, F.A.C.); comply with the regulatory provisions of Section 404 of the Federal Clean Water Act of 1977; Sections 9 and 10 of the Federal River and Harbor Act of 1899; Chapter 161, F.S.; and any local authority having jurisdiction over such waters.

- b. Obtain certification from the Construction Industry Licensing Board as required by Part I, Chapter 489, F.S., regardless of exemptions allowed by Section 489.103, F.S., prior to removing underground pollutant storage tanks. Dispose of tanks and pollutants in accordance with the requirements and regulations of any Federal, State, or local, agency having jurisdiction.
- c. Prior to building construction or renovation, provide copies of current registrations or certifications issued by the Florida Construction Industry Licensing Board in accordance with Chapter 489, F.S. for the appropriate category of construction.
- d. Corporations must be registered with the State of Florida, Department of State, Division of Corporations, and hold a current State Corporate Charter Number in accordance with Chapter 607, F.S.
- e. Contractor or the authorized subcontractor applying any roofing material must be licensed or be an approved dealer and applicator of the proposed roofing material.
- f. Indemnify, defend, and save harmless the County and all of its officers, agents, and employees, in the amount of the Contract price, against all claims or liability arising from or based on the violation of any such laws, by-laws, ordinances, regulations, order, or decrees; whether by himself or his employees.

2. Plant Quarantine Regulations: The U.S. Department of Agriculture and the Florida Department of Agriculture and Consumer Services have issued quarantine regulations pertaining to control of the nematodes of citrus, Rule 5B-44, Florida Administrative Code, and other plant pests. Contact the local (or other available) representatives of the Animal and Plant Health Inspection Service of the U.S. Department of Agriculture, and the Division of Plant Industry of the Florida Department of Agriculture and Consumer

Services to ascertain all current restrictions regarding plant pests that are imposed by these agencies. Keep advised of current quarantine boundary lines throughout the construction period.

- a. These restrictions may affect operations in connection with such items as clearing and grubbing, earthwork, grassing and mulching, sodding, landscaping, and other items which might involve the movement of materials containing plant pests across quarantine lines.
- b. Obtain quarantine regulations and related information from the following:

Animal and Plant Health Inspection Service
U.S. Department of Agriculture
3029 Lake Alfred Road
Winter Haven, Florida 33881

Director, Division of Plant Industry
Florida Department of Agriculture and Consumer Services
Post Office Box 147100
Gainesville, Florida 32614-7100

3. Introduction or Release of Prohibited Aquatic Plants, Plant Pests, or Noxious Weeds:

- a. Do not introduce or release prohibited aquatic plants, plant pests, or noxious weeds into the project limits as a result of clearing and grubbing, earthwork, grassing and mulching, sodding, landscaping, or other such activities. Immediately notify Engineer upon discovery of all prohibited aquatic plants, plant pests, or noxious weeds within the project limits. Do not move prohibited aquatic plants, plant pests, or noxious weeds within the project limits or to locations outside of the project limits without Engineer's permission. Maintain all borrow material brought onto the project site free of prohibited aquatic plants, plant pests, noxious weeds, and their reproductive parts. Refer to Rule 16C-52 and Rule 5B-57, F.A.C. for the definition of prohibited aquatic plants, plant pests, and noxious weeds.
- b. Furnish Engineer, prior to incorporation into the Project, with a certification from the Florida Department of Agriculture and Consumer Services, Division of Plant Industry, stating that the sod, hay, straw, and mulch materials are free of noxious weeds, including Tropical Soda Apple.

4. Compliance with Federal Endangered Species Act and other Wildlife Regulations:

- a. The Federal Endangered Species Act requires that the Department investigate the potential impact to a threatened or endangered species prior to initiating an activity performed in conjunction with a highway construction project. If the Department's investigation determines that there is a potential impact to a protected, threatened or an endangered species, the

Department will conduct an evaluation to determine what measures may be necessary to mitigate such impact. When mitigation measures and/or special conditions are necessary, these measures and conditions will be addressed in the Contract Documents or in permits as identified in 7-2.1.

- b. In addition, in cases where certain protected, threatened or endangered species are found or appear within close proximity to the project boundaries, the Department has established guidelines that will apply when interaction with certain species occurs, absent of any special mitigation measures or permit conditions otherwise identified for the project. These guidelines are posted at the following URL address:
https://fdotwww.blob.core.windows.net/sitefinity/docs/defaultsource/programmanagement/implemented/urlsinspecs/files/endangeredwildlifeguidelines.pdf?sfvrsn=e27baf3f_2.

Take responsibility to obtain this information and take all actions and precautions necessary to comply with the conditions of these guidelines during all project activities.

- c. Prior to establishing any off-project activity in conjunction with a project, notify the Engineer of the proposed activity. Covered activities include but are not necessarily limited to borrow pits, concrete or asphalt plant sites, disposal sites, field offices, and material or equipment storage sites. Include in the notification the Financial Project ID, a description of the activity, the location of the site by township, range, section, county, and city, a site location map including the access route, the name of the property owner, and a person to contact to arrange a site inspection. Submit this notification at least 30 days in advance of planned commencement of the off-site activity, to allow for the Department to conduct an investigation without delaying job progress.
- d. Do not perform any off-project activity without obtaining written clearance from the Engineer. In the event the Department's investigation determines a potential impact to a protected, threatened or endangered species and mitigation measures or permits are necessary, coordinate with the appropriate resource agencies for clearance, obtain permits and perform mitigation measures as necessary. Immediately notify the Engineer in writing of the results of this coordination with the appropriate resource agencies. Additional compensation or time will not be allowed for permitting or mitigation, associated with Contractor initiated off-project activities.

5. Occupational Safety and Health Requirements: Contractor shall take all precautions necessary for the protection of life, health, and general occupational welfare of all persons, including employees of both

Contractor and the County, until Contractor has completed the work required under the Contract. Comply at all times with applicable Federal, State, and local laws, provisions, and policies governing safety and health, including 29 CFR 1926, including all subsequent revisions and updates.

6. Discovery of an Unmarked Human Burial: When an unmarked human burial is discovered, immediately cease all activity that may disturb the unmarked human burial and notify Engineer. Do not resume activity until specifically authorized by Engineer.
7. Insecticides and Herbicides: Use products approved by the Florida Department of Agriculture for the State of Florida, found on the following website <http://state.ceris.purdue.edu/>. The use of restricted products is prohibited. Do not use any products in the sulfonyleurea family of chemicals. Herbicide application by broadcast spraying is not allowed.
 - a. Procure any necessary licenses, pay all charges and fees, and give all notices necessary for lawful performance of the work.
 - b. Ensure that all employees applying insecticides and herbicides possess a current Florida Department of Agriculture Commercial Applicator license with the categories of licensure in Right-of-Way Pest Control and Aquatic Pest Control. Provide a copy of current certificates upon request, to Engineer.
 - c. Ensure that employees who work with herbicides comply with all applicable Federal, State, and local regulations.
 - d. Comply with all regulations and permits issued by any regulatory agency within whose jurisdiction work is being performed. Post all permit placards in a protected, conspicuous location at the work site.
 - e. Acquire any permits required for work performed on the rights-of-way within the jurisdiction of National Forests in Florida. Contact the Local National Forest Ranger District, or the United States Department of Agriculture (USDA) office for the proper permits and subsequent approval.
 - f. Acquire all permits required for aquatic plant control as outlined in Chapter 62C-20, F.A.C., Rules of the Florida Department of Environmental Protection. Contact the Regional Field Office of Bureau of Invasive Plant Management of the Florida Department of Environmental Protection for proper permits and subsequent approval. If application of synthetic organo-auxin herbicides is necessary, meet the requirements of Chapter 5E-2, F.A.C.
 - g. Fertilizer: Ensure that all employees applying fertilizer, possess a current Florida Department of Agriculture and Consumer Services Commercial Applicator license in accordance with Section 482.1562, F.S. Upon request, submit the current certificates to the Engineer.

8. Compliance with Section 4(f) of the USDOT Act: (Staging Areas)

- a. Section 4(f) of the USDOT Act prohibits the U. S. Secretary of Transportation from approving a project which requires the use of publicly owned land of a public park, recreation area or a wildlife and waterfowl refuge, or of any historic site of national, state, or local significance unless there is no prudent or feasible alternative to using that land and the program or project includes all possible planning to minimize the harm to the site resulting from the use.
- b. Before undertaking any off-project activity associated with any federally assisted undertaking, ensure that the proposed site does not represent a public park, recreation area, wildlife or waterfowl refuge, or a historic site (according to the results of the Cultural Resources Survey discussed under FDOT 120-6.2). If such a site is proposed, notify the Engineer and provide a description of the proposed off-site activity, the location of the site by township, range, section, a county or city map showing the site location, including the access route and the name of the property. It is the Contractor's responsibility to submit justification for use of Section 4(f) property that is sufficient for the Florida Department of Transportation and the Federal Highway Administration to make a Section 4(f) determination. Submit this notification sufficiently in advance of planned commencement of the off-site activity to allow a reasonable time for the Engineer to conduct an investigation without delaying job progress. Do not begin any off-project activity without obtaining written clearance from the Engineer

9. Employment Eligibility Verification

- a. By entering into this Contract, the Contractor affirms its enrollment and participation in the Federal work authorization program known as "E-Verify", web address <https://www.e-verify.gov/> operated by the United States Citizenship and Immigration Services Bureau of the United States Department of Homeland Security, to verify information under the terms governing use of the system.
- b. The Contractor shall utilize the U.S. Department of Homeland Security's E-Verify system and retain the I-9 Forms for inspection, in accordance with the terms governing use of the system, to confirm the employment eligibility of all persons employed by the Contractor during the term of the Contract to perform employment duties within Florida; and all persons, including subcontractors, assigned by the Contractor to perform work pursuant to the Contract.
- c. Contractor shall also be responsible for entering into an agreement, with each and every vendor and subcontractor, that states

that the vendor or subcontractor (and their vendors) is independently responsible for its own employment decisions, including hiring, disciplinary and termination decisions; and is participating in the "E-Verify" program to confirm, under the terms governing use of the system, the employment eligibility of all persons assigned to perform work or provide materials and services in support of this Contract.

- d. As per Florida Statute, Section 448.095, title "Verification of Employment Eligibility," Contractor and all Subcontractors must provide an affidavit attesting that the Subcontractor does not employ, contract with, or subcontract with, an unauthorized alien. Failure to comply may lead to termination of this contract, or if a Subcontractor knowingly violates the statute, the subcontract must be terminated immediately. Any challenge to termination under this provision must be filed in the Circuit Court no later than twenty (20) calendar days after the date of termination. If this Contract is terminated for a violation of the statute by the Contractor, the Contractor may not be awarded a public contract for a period of one year after the date of termination, and the Contractor may be liable for any additional costs incurred by the County resulting from the termination of the Contract
- e. Miami-Dade County reserves the right, at any time, to request supporting documentation, as evidence of services provided and demonstration of compliance with the above requirements.

C. Permits and Licenses

1. General:

- a. Except for permits procured by the Department, as incorporated by Special Provision to this Contract, if any, procure all permits and licenses, pay all charges and fees, and give all notices necessary and incidental to the due and lawful prosecution of the Work.
- b. The Department will also acquire any modifications or revisions to an original permit incorporated by Special Provision to this Contract when Contractor requires such modifications or revisions to complete the construction operations specified in the Plans or Special Provisions and within the right-of-way limits.
- c. Contractor must obtain all other permits required for this Project prior to commencing the Work. This includes permits required by other municipalities and agencies, permits to work in the Right-of-Way, and those required for the removal or relocation of trees.

- d. The actual amount paid for the permits will be reimbursed to Contractor from a dedicated allowance established by the County. If no dedicated allowance is specified the reimbursement shall be paid from the Contract's Contingency Allowance. Original receipts must be presented to Engineer for approval.
- e. Contractor must give all notices, pay all fees and comply with all laws, rules and regulations applicable to the Work at no additional cost.
- f. Acquire all permits for work performed outside the right-of-way or easements for the Project.
- g. In carrying out the work in the Contract, when under the jurisdiction of any environmental regulatory agency, comply with all regulations issued by such agencies and with all general, special, and particular conditions relating to construction activities of all permits issued to the Department as though such conditions were issued to Contractor. Post all permit placards in a protected location at the worksite.
- h. In case of a discrepancy between any permit condition and other Contract Documents, the more stringent condition shall prevail.

2. Additional Contractor Requirements For Work With Traffic Control Devices or Street Lighting

- a. In addition to the license(s) required of Contractor, all personnel engaged in installing, modifying, repairing, removing or maintaining: roadway street lighting systems; traffic signalization; or any other electrical/electronic traffic control device in Miami-Dade County must:
 - 1) Perform work under the direction of a Master Electrician that is present at the job site or able to respond within 2 hours of notification (4 hours for roadway street lighting systems).
 - 2) Perform all work under the direct supervision of a Journeyman Electrician. For Traffic Signalization or Control Devices the Journeyman Electrician must be certified as an International Municipal Signal Association (IMSA) certified Traffic Signal Technician (TST) Level II or Level III. All work related at or pertaining to the controller must be performed by an IMSA certified TST Level II (Field).
 - 3) Have in their possession a wallet size card or a photocopy of their certifications and licenses. Failure to provide said documents will be cause for removal of employee from the work site, issuance of citations, and shutdown of the Work by the County.
- b. At the Preconstruction Conference, provide Engineer and the DTPW, Traffic Signal & Signs Division (7100 NW 36 Street, Miami, FL 33166) a signed affidavit affirming that the

personnel performing the work described herein have all proper and valid licenses and certifications (County, State, Private or other Government Agency) required to perform the Work. Attach a list of employees assigned to this Project with a description of their duties and include copies of all of the required licenses and certifications for the Contractor and personnel performing the Work. Changes to authorized personnel must be approved by the Engineer.

- c. Provide copies of renewed licenses and certifications prior to their expiration.
- 3. Work or Structures in Navigable Waters of the U.S., Waters of the U.S., and Waters of the State:
 - a. In general, one or more governmental agencies will exercise regulatory authority over work or structures, including related construction operations, in all tidal areas (Channelward of the mean high water lines); in the ocean and gulf waters to the outer limits of the continental shelf; in all rivers, streams, and lakes to the ordinary high water line; in marshes and shallows that are periodically inundated and normally characterized by aquatic vegetation capable of growth and reproduction; in all artificially created channels and canals used for recreational, navigational, or other purposes that are connected to navigable waters; and in all tributaries of navigable waters up to their headwaters.
 - b. Whenever the work under or incidental to the Contract requires structures or dredge/fill/construction activities in "Navigable Waters of the U.S.," "Waters of the U.S.," and "Waters of the State," the Federal, State, county, and local regulatory agencies may require the Department to obtain a permit. For such dredge/fill /construction specified in the plans to be accomplished within the limits of the project, or for any dredge/fill/construction within the limits of Department-furnished borrow areas, the Department will procure the necessary permits prior to advertising for bids.

D. Patented Devices, Materials and Processes

- 1. Include all royalties and costs arising from patents, trademarks, and copyrights, in any way involved in the work in the Contract price. Whenever using any design, device, material, or process covered by letters patent or copyright, obtain the right for such use by suitable legal agreement with the patentee or owner of the copyright. File a copy of such agreement with Engineer. However, whether or not such agreement is made or filed as noted, Contractor and the surety in all cases shall indemnify, defend, and save harmless, the County from all claims for infringement by reason of the use of any such patented design, device, material, or process on work under the Contract, and shall indemnify the County for all costs, expenses, and damages that it may be obliged to pay by reason of

any such infringement, at any time during the prosecution or after the completion of the Work.

E. Right-of-Way Furnished by the Department

- 1. Except as otherwise stipulated in these Specifications or as shown in the Plans, the Department will furnish all rights-of-way necessary for the proper completion of the Work at no expense to Contractor.

F. Sanitary Provisions

- 1. Contractor shall provide and maintain, in a neat and sanitary condition, such accommodations for the use of his employees as are necessary to comply with the requirements and regulations of the State and local boards of health. Commit no public nuisance.

G. Control of Contractor's Equipment

- 1. Traffic Interference: Do not allow equipment, while it is on or traversing a road or street, to unreasonably interfere with traffic.
- 2. Overloaded Equipment: Do not operate on any road or street any hauling unit or equipment loaded in excess of (1) the maximum weights specified in the Florida Uniform Traffic Control Law, or (2) lower weights legally established for any section of road or bridge by the State, the Department, or local authorities. The governmental unit having jurisdiction over a particular road or bridge may provide exceptions by special permit under the provisions provided below for Crossings. This restriction applies to all roads and bridges inside and outside the Contract limits as long as these roads and bridges are open for public use. Contractor may overload roads and bridges which are to be demolished after they are permanently closed to the public. Contractor is responsible for all loss or damages resulting from equipment operated on a structure permanently closed to the public.
- 3. Crossings: Where it is necessary to cross an existing road or street, including specifically the existing traveled lanes of a divided highway within the limits of the Project, obtain permits from the Municipality, the Department or FDOT depending on the location, for crossing overloaded or oversized equipment. Cross existing roads or streets only at Engineer-designated points. Engineer may require Contractor to protect the pavement or Roadway at the crossing by using lumber, planks, or fill. Provide flagging and watchman service, or approved signal devices, for the protection of traffic at all such crossings, in accordance with an approved written plan for that activity.
- 4. Protection from Damage by Tractor-Type Equipment: Take positive measures to ensure that tractor-type equipment does not damage the road. If any such damage should occur, repair it without delay, at no expense to the County and subject to Engineer's approval.

H. Contractor's Equipment on Bridge Structures

1. The Specialty Engineer shall determine the effect that equipment loads have on the bridge structure and develop the procedures for using the loaded equipment without exceeding the structure's design load capacity.
 2. A completed bridge structure is a bridge structure in which all elemental components comprising the load carrying assembly have been completed, assembled, and connected in their final position. The components to be considered shall also include any related members transferring load to any bridge structure.
 3. The Specialty Engineer shall analyze the effect of imposed loads on bridge structures, within the limits of a construction contract, resulting from the following operations:
 - a. Overloaded Equipment as defined above operating on or crossing over completed or partially completed bridge structures.
 - b. Equipment within legal load limits operating on or crossing over partially completed bridge structures.
 - c. Construction cranes operating on completed or partially completed bridge structures.
 4. Submit to the Department for approval three copies of design calculations, layout drawings, and erection drawings showing how the equipment is to be used so that the bridge structure will not be overstressed. The Specialty Engineer shall sign and seal one set of the three copies of the drawings and the cover sheet of one of the three copies of the calculations for the Department's Record Set.
 5. Any pipe culvert(s) or box culvert(s) qualifying as a bridge by definition is excluded from the requirements above.
 6. Posting of the Legal Gross Vehicular Weight: Display the maximum legal gross weight, as specified in the Florida Uniform Traffic Code, in a permanent manner on each side of any dump truck or dump type tractor-trailer unit hauling embankment material, construction aggregates, road base material, or hot bituminous mixture to the project over any public road or street. Display the weight in a location clearly visible to the scale operator, in numbers that contrast in color with the background and that are readily visible and readable from a distance of 50 feet.
- I. Structures over Navigable Waters
1. Compliance with Federal and Other Regulations:
 - a. Where erecting structures in, adjacent to, or over, navigable waters, observe all regulations and instructions of Federal and other authorities having control over such waters. Do not obstruct navigation channels without permission from the proper authority, and provide and maintain navigation lights and signals in accordance with the Federal requirements for the protection of the structure, of false work, and of navigation.
 - b. In the event of accidental blocking of the navigation channel, immediately notify the U.S. Coast Guard of the blockage and upon removal of the blockage.
 - c. When work platforms are indicated in the permit for construction, submit work platform construction plans to the appropriate Coast Guard District for approval. Obtain approval prior to beginning construction on the platform.
 2. Maintenance of Channel: Where the work includes the excavation of a channel or other underwater areas to a required section, maintain the section from shoaling or other encroachment until final acceptance of the project.
- J. Manatee Protection
1. This Subarticle applies to work in tidal waters, major canals, bodies of water where manatees have been recently spotted, or where required by any regulatory permit applicable to this Project:
 - a. Instruct all personnel associated with the Project about the presence of manatees and manatee speed zones, and the need to avoid collisions with and injury to manatees. Advise all construction personnel that there are civil and criminal penalties for harming, harassing, or killing manatees which are protected under the Marine Mammal Protection Act, the Endangered Species Act, and the Florida Manatee Sanctuary Act.
 - b. Operate all vessels associated with the construction project at "Idle Speed/No Wake" at all times while in the immediate area and while in water where the draft of the vessel provides less than a four-foot clearance from the bottom. All vessels will follow routes of deep water whenever possible.
 - c. Properly secure and regularly monitored all siltation or turbidity barriers to avoid manatee entanglement or entrapment. Barriers must not impede manatee movement. Siltation or turbidity barriers must be made of material in which manatees cannot become entangled.
 - d. All on-site project personnel are responsible for observing water-related activities for the presence of manatee(s). All in-water operations, including vessels, must be shut down if a manatee(s) comes within 50 feet of the operation. Activities will not resume until the manatee(s) has moved beyond the 50-foot radius of the project operation, or until 30 minutes elapses if the manatee(s) has not reappeared within 50 feet of the operation. Animals must not be herded away or harassed into leaving.
 - e. Report any collision with or injury to a manatee immediately to the FWC Hotline at 1-888-404-3922. In addition, report collision and/or injury to the U.S. Fish and Wildlife Service in Vero Beach (1-772-562-3909),

and to FWC at
ImperiledSpecies@myFWC.com

- f. Post, facing the water, temporary signs concerning manatees prior to and during all in-water project activities. One sign which reads "Caution: Boaters" must be posted. A second sign measuring at least 8 1/2" by 11" explaining the requirements for "Idle Speed/No Wake" and the shutdown of in-water operations must be posted in a location prominently visible to all personnel engaged in water-related activities. Use temporary signs that have already been approved for this use by the Florida Fish and Wildlife Conservation Commission (FWC) must be used (see MyFWC.com/manatee). Questions concerning these signs can be sent to the email address listed above. Remove all signs upon completion of the Project.
- g. Comply with all manatee protection requirements of regulatory permits applicable to this Project.

K. Forest Protection

- 1. Compliance with State and Federal Regulations: In carrying out work within or adjacent to State or National forests or parks, comply with all of the regulations of the State or Federal authority having jurisdiction, governing the protection of and the carrying out of work in forests or parks, and observe all sanitary laws and regulations with respect to the performance of work in these areas. Keep the areas in an orderly condition, dispose of all refuse, and obtain permits for the construction, installation, and maintenance of any construction camps, living quarters, stores, warehouses, sanitary facilities, and other structures; all in accordance with the requirements of the forest or park official.
- 2. Prevention and Suppression of Forest Fires: Take all reasonable precautions to prevent and suppress forest fires. Require employees and subcontractors, both independently and at the request of forest officials, to do all reasonably within their power to prevent and suppress forest fires. Assist in preventing and suppressing forest fires, and make every possible effort to notify a forest official at the earliest possible moment of the location and extent of all fires. Extinguish the fire if practicable.

L. Preservation of Property

- 1. General:
 - a. Protect all geodetic monuments, horizontal or vertical, located within the limits of construction.
 - b. All street name signs shall remain in place during time of construction except those required to be relocated due to interference with actual construction. All signs relocated or damaged by Contractor during the course of the work shall be re-installed or replaced at

the proper location, as soon as possible at Contractor's expense.

- c. Prior to the removal of any traffic control signs that interfere with the construction, Contractor shall provide temporary signing or other provisions to assure a continuous flow of traffic under at least the same conditions as previously existed.
- d. All signs that are found to be unserviceable shall be reported to the Miami-Dade County, Department of Transportation and Public Works, Traffic Signals & Signs Division, at (305) 592-3580, prior to the commencement of work.

2. Contractor's Use of Streets and Roads:

- a. When hauling materials or equipment to the project over roads and bridges on the State road system, County road system, or city street system, and such use causes damage, immediately, at no expense to the County, repair such road or bridge to as good a condition as before the hauling began.
- b. The Department may modify the above requirement in accordance with any agreement Contractor might make with the governmental unit having jurisdiction over a particular road or bridge, provided that Contractor submits written evidence of such agreement to Engineer prior to commencement of the Work.
- c. The use of public streets and alleys shall be such as to provide a minimum of inconvenience to the public and to other traffic. Contractor shall so conduct his operations that he shall not close any thoroughfare nor interfere in any way with traffic on railway, highways, or on water, without the written consent of the proper authorities.
- d. Contractor must immediately remove any earth or other excavated material spilled from trucks and clean the streets to the satisfaction of the governing authority.
- e. The Department has not made any attempt to define the equipment to be used in transporting the excavated material since this may vary, however, Contractor shall abide by the following general requirements:
 - 1) Transport vehicles must be of the type(s) approved for this application by the political jurisdiction involved.
 - 2) General requirements are that the vehicles have watertight bodies that they are properly equipped and fitted with seals and covers to prohibit material spillage or draining, and that they are cleaned as often as is necessary to prevent deposit of material on roadways.
 - 3) Vehicles must be loaded within all legal weight limits and operated safely within all traffic and speed regulations.

- f. The Department will not allow the operation of equipment or hauling units of such weight as to cause damage to previously constructed elements of the project, including but not necessarily limited to bridges, drainage structures, base course, and pavement.
 - g. Do not operate hauling units or equipment loaded in excess of the maximum weights specified for Overloaded Equipment on existing pavements that are to remain in place (including pavement being resurfaced), cement-treated subgrades and bases, concrete pavement, any course of asphalt pavement, and bridges.
 - h. Engineer may allow exceptions to these weight restrictions for movement of necessary equipment to and from its worksite, for hauling of offsite fabricated components to be incorporated into the Project, and for crossings as specified in the Contract Documents.
3. Protection of Existing Utility Poles:
 - a. Ensure that existing utility poles are properly protected during installation of pipes and structures and must coordinate with the utility pole owner any safeguards necessary to protect the utility pole, including bracing of the pole, if necessary. All costs for protection of utility poles and any costs for the temporary bracing by the utility pole owner shall be the responsibility of Contractor and shall be considered incidental to and included in the Contract prices.
 4. Traffic Signs, Signal Equipment, Highway Lighting and Guardrail:
 - a. Protect all existing roadside signs, signal equipment, highway lighting and guardrail, for which permanent removal is not indicated, against damage or displacement. Whenever such signs, signal equipment, highway lighting or guardrail lie within the limits of construction, or wherever so directed by Engineer due to urgency of construction operations, take up and properly store the existing roadside signs, signal equipment, highway lighting and guardrail and subsequently reset them at their original locations or, in the case of widened pavement or roadbed, at locations designated by Engineer.
 - b. If the Department determines that damage to such existing or permanent installations of traffic signs, signal equipment, highway lighting or guardrail is caused by a third party, and is not otherwise due to any fault or activities of Contractor, the Department will, with the exception of any damage resulting from vandalism, compensate Contractor for the costs associated with the repairs. Repair damage caused by vandalism at no expense to the County.
 5. Operations Within Railroad Right-of-Way:
 - a. Notification to the Railroad Company: Notify the superintendent of the railroad company, as shown on the Plans, and Engineer at least 72 hours before beginning any operation within the limits of the railroad right-of-way; any operation requiring movement of employees, trucks, or other equipment across the tracks of the railroad company at other than an established public crossing; and any other work that may affect railroad operations or property.
 - b. Contractor's Responsibilities: Comply with whatever requirements an authorized representative of the railroad company deems necessary in order to safeguard the railroad's property and operations. Contractor is responsible for all damages, delays, or injuries and all suits, actions, or claims brought on account of damages or injuries resulting from Contractor's operations within or adjacent to railroad company right-of-way.
 - c. Watchman or Flagging Services: The railroad company will furnish protective services (i.e., watchman or flagging services) to ensure the safety of railroad operations during certain periods of the project. The Department will reimburse the railroad company for the cost thereof. Schedule work that affects railroad operations so as to minimize the need for protective services by the railroad company.
 6. Utilities:
 - a. General:
 - 1) Contact the Sunshine State One Call of Florida, Inc. at 1-800-432-4770 and other affected utility owners at least 48 hours prior to commencing any trenching or excavation work on this Project.
 - 2) Make all necessary arrangements with the utility companies concerned for maintenance of their lines during the construction period. In the event that a relocation of utilities is required, but has not been accomplished prior to the effective date of the "Notice to Proceed," Contractor nevertheless must commence work under this Contract, and must schedule his work to avoid interference with the utility relocation work.
 - 3) County will not be liable for any delay or added expense the Contractor experiences due to the activities of utility companies, nor shall the County be held responsible for any damages to any utilities due to any actions by Contractor.
 - b. Arrangements for Protection or Adjustment:
 - 1) Do not commence work at points where the construction operations are adjacent to utility facilities or other property, until making arrangements with the utility facilities to

protect against damage that might result in expense, loss, disruption of service, or other undue inconvenience to the public or to the owners. Contractor is solely and directly responsible to the owners and operators of such properties for all damages, injuries, expenses, losses, inconveniences, or delays caused by Contractor's operations.

- 2) The Department will make the necessary arrangements with utility owners for removal or adjustment of utilities where Engineer determines that such removal or adjustment is essential to the performance of the required construction. The Department will not consider relocation or adjustment requests based on Contractor's proposed use of a particular method of construction or a particular type of equipment as essential to the construction of the Project if Contractor could use other common methods and equipment without relocating or adjusting the utility. Engineer will determine the responsibility for any such required adjustments of utilities. Contractor shall make all requested relocations or adjustments because of delivery to the job site of Contractor-furnished materials, at no expense to the County.
- 3) The Department considers relocations and adjustments (or other protection) under the following circumstances as essential to the construction of the Project:
 - a) Utilities lying within the vertical and horizontal construction limits, plus the reasonably required working room necessary for operation of equipment normally used for the particular type of construction, all as determined by Engineer (and except as provided in paragraph (d) below). (In the case of overhead electrical conductors that carry more than 400 Volts, a minimum of 10 feet clearance between the conductor and the nearest possible approach of any part of the equipment is required, except where the utility owner effects safeguards approved by OSHA.)
 - b) Utilities lying within the horizontal limits of the project and within 12 inches below the ground surface or the excavation surface on which Contractor operates construction equipment, or within 12 inches below the bottom of any stabilizing course specified in the Plans.
 - c) Utilities lying within the normal limits of excavation for underground drainage facilities or other structures (except as provided in paragraph (d) below). Such normal limits shall extend to side slopes along the angle of repose, as established by sound engineering practice, unless the Contract Documents require support of the excavation sides

by sheeting or Contractor elects to sheet such excavation for his own convenience.

- d) Where utilities cross pipe trenches transversely within the excavation area, but not within positions from which relocation or removal is necessary, the utility owner is responsible for providing and effecting all reasonable measures for their support and protection during construction operations. Cooperate with the utility owner in the owner's effecting of such support and protective measures. Contractor is responsible for all damage to the utility that is caused by Contractor's neglect or failure to cooperate or to use proper precaution in performing his work.
- 4) In the event that a temporary relocation of a utility or a particular sequence of timing in the relocation of a utility is necessary, Engineer will direct such relocation so as to cause the least impediment to the overall construction operations. The Department is not responsible for utility adjustments or temporary relocation work, or for the conditions resulting there from, where such adjustments are:
 - a) Not necessitated by the construction of the Project,
 - b) Done solely for the benefit or convenience of the utility owner or its contractor, or Contractor where the Department considers his construction procedures to be other than normal, or
 - c) Not shown on the approved plans for the utility relocation or the construction of the Project.
 - c. Cooperation with Utility Owners:
 - 1) Cooperate with the owners of all underground or overhead utility lines in their removal and rearrangement operations in order that these operations may progress in a reasonable manner, that duplication or rearrangement work may be reduced to a minimum, and that services rendered by the utility owners will not be unnecessarily interrupted.
 - 2) In the event of interruption of water or other utility services as a result of accidental breakage, exposure, or lack of support, promptly notify the proper authority and cooperate with the authority in the prompt restoration of service. If water service is interrupted and Contractor is performing the repair work, Contractor shall work continuously until the service is restored. Do not begin work around fire hydrants until the local fire authority has approved provisions for continued service.
 - d. Utility Adjustments:

- 1) Certain utility adjustments and reconstruction work may be underway during the progress of the Contract. If known prior to award, the Department will include in the Contract documents the utility authorities who are scheduled to perform utility work on the Project.
- 2) Cooperate with the various utility construction crews who are maintaining utility service.
- 3) Exercise due caution when working adjacent to relocated utilities. Repair all damage to the relocated utilities resulting from his operations at no expense to the County.
- 4) Protect utility facilities in accordance with the requirements of the Contract Documents and the owner.

e. Weekly Meetings:

- 1) Conduct weekly meetings on the job site with all the affected utility companies and Engineer in attendance to coordinate project construction and utility relocation. Submit a list of all attendees one week in advance to Engineer for approval.
- 2) Provide the approved Work Progress Schedule and Work Plan for the Project, as specified in the Contract Documents, to document the schedule and plan for road construction and utility adjustments.
- 3) When utility relocations no longer affect construction activities, Contractor may discontinue the meetings with Engineer's approval.

M. Responsibility for Damages, Claims, etc.

1. Contractor to Provide Indemnification:

- a. Contractor shall indemnify and hold harmless the County, its officers and employees from liabilities, damages, losses and costs, including, but not limited to, reasonable attorney's fees, to the extent caused by the negligence, recklessness, or intentional wrongful misconduct of Contractor and persons employed or utilized by Contractor in the performance of the construction Contract.
- b. It is specifically agreed between the parties executing this Contract that it is not intended by any of the provisions of any part of the Contract to create in the public or any member thereof, a third party beneficiary hereunder, or to authorize anyone not a party to this Contract to maintain a suit for personal injuries or property damage pursuant to the terms or provisions of this Contract.

2. Guaranty of Payment for Claims: Contractor guaranties the payment of all just claims for materials, supplies, tools, or labor and other just claims against him or any subcontractor, in connection with the Contract. The Department's final acceptance and

payment does not release Contractor's bond until all such claims are paid or released.

N. Contractor's Responsibility for Work

1. Until the Department's acceptance of the work, take charge and custody of the work, and take every necessary precaution against injury or damage to the work by the action of the elements or from any other cause whatsoever, arising either from the execution or from the nonexecution of the work. Rebuild, repair, restore, and make good, without additional expense to the Department, all injury or damage to any portion of the work occasioned by any of the above causes before its completion and acceptance, except that in case of extensive or catastrophic damage, the Department may, at its discretion, reimburse Contractor for the repair of such damage due to unforeseeable causes beyond the control of and without the fault or negligence of Contractor, including but not restricted to Acts of God, of the public enemy, or of governmental authorities.

O. Opening Sections of Roadway to Traffic

1. Whenever any bridge or section of roadway is in an acceptable condition for travel, Engineer may direct Contractor to open it to traffic. The Department's direction to open a bridge or roadway does not constitute an acceptance of the bridge or roadway, or any part thereof, or waive any Contract provisions. Perform all necessary repairs or renewals, on any section of the roadway or bridge thus opened to traffic under instructions from Engineer, due to defective material or work or to any cause other than ordinary wear and tear, pending completion and Engineer's acceptance of the roadway or bridge, or other work, at no expense to the County.

P. Scales for Weighing Materials

1. Applicable Regulations: When determining the weight of material for payment, use scales meeting the requirements of Chapter 531, F.S., pertaining to specifications, tolerances, and regulations, as administered by the Bureau of Weights and Measures of the Florida Department of Agriculture.
2. Base for Scales: Place such scales on a substantial horizontal base to provide adequate support and rigidity and to maintain the level of the scales.
3. Protection and Maintenance: Maintain all scale parts in proper condition as to level and vertical alignment, and fully protect them against contamination by dust, dirt, and other matter that might affect their operation.

Q. Source of Forest Products

1. As required by Section 255.20, F.S., where price and quality are equal, and when available, use only timber, timber piling, or other forest products that are produced and manufactured in the State of Florida. This provision does not apply to Federal-aid projects.

R. Dust Control

1. Dust control measures are required as necessary to prevent the surface and air transport of dust from any construction activity performed under this contract. This may include but is not limited to: Pre-watering deeply before excavation; scheduling thorough and consistent watering that does not run off the site; applying best management practices in the loading, offloading, and transport of soils and miscellaneous materials; covering or otherwise stabilizing piles when necessary; and planning schedules so control measures are available throughout the project.
2. Ensure that excessive dust is not transported beyond the limits of construction in populated areas. Contractor may control dust for embankments or other cleared or unsurfaced areas by applying water, as directed by Engineer. When included in the Plans, install mulch, seed, sod, or temporary paving as early as practical. Control dust during the storage and handling of dusty materials by wetting, covering, or other means as approved by Engineer.
3. When cutting through concrete, care should be exercised to prevent dust from becoming air borne. Contractor must use an engineering control such as the use of a wet saw or dust collector. Engineer shall have the final determination when in a particular circumstance this is not feasible, and the concrete must be cut dry.
4. No separate item for dust control measures is included for payment in this Contract. Contractor must consider the cost of any dust control measures that is necessary for the proper construction of the Project as included in the Contract price for items of work for which dust control measures are required.

S. Dredging and Filling

1. Section 370.033, F.S., requires that all persons, who engage in certain dredge or fill activities in the State of Florida, obtain a certificate of registration from the Florida Department of Environmental Protection, Tallahassee, Florida 32301, and that they keep accurate logs and records of all such activities for the protection and conservation of the natural resources. Obtain details as to the application of this law from the Department of Environmental Protection and contact local regulatory agencies for additional applicable requirements.

T. Contractor's Motor Vehicle Registration

1. Provide the Department with proof that all motor vehicles operated or caused to be operated by such Contractor are registered in compliance with Chapter 320, F.S. Submit such proof of registration in the form of a notarized affidavit to the Department.
2. The Department will not make payment to Contractor until the required proof of registration is on file with the Department.

U. Compliance with FHWA 1273:

1. For federally funded projects and when required by law, comply with the provisions contained in FHWA-1273.
2. The FHWA-1273 Electronic version, dated May 1, 2012 is posted on the FDOT's website at the following URL address:
https://fdotwww.blob.core.windows.net/sitefinity/docs/default-source/programmanagement/implemented/urlinspecs/files/fhwa1273.pdf?sfvrsn=1cd7961f_12
3. Take responsibility to obtain this information and comply with all requirements posted on this website up through five calendar days before the opening of bids.
4. If the FDOT website cannot be accessed, contact FDOT Department's Specifications Office Web Coordinator at (850) 414-4101.

a. s

1.06 PROSECUTION AND PROGRESS

A. Subletting Or Assigning The Contract

1. Do not, sell, transfer, assign or otherwise dispose of the Contract or Contracts or any portion thereof, or of the right, title, or interest therein, without written consent of the Department. If the Contractor chooses to sublet any portion of the Contract, the Contractor must provide a written request to sublet work on the Certification of Sublet Work form developed by the Department for this purpose.
2. Contractor must perform, with its own organization, contract work amounting to not less than 30 percent (or a greater percentage if specified elsewhere in the Contract Documents) of the total original contract price, excluding any specialty items designated by the County. Specialty items may be performed by subcontract and the amount of any such specialty items performed may be deducted from the total original contract price before computing the amount of work required to be performed by the contractor's own organization.
 - a. "Its own organization" is construed to include only workers employed and paid directly by the prime contractor and equipment owned or rented by the prime contractor, with or without operators. Such term does not include employees or equipment of a subcontractor, assignee, or agent of the prime contractor.
 - b. "Specialty Items" is construed to be limited to work that requires highly specialized knowledge, abilities, or equipment not ordinarily available in the type of contracting organizations qualified and expected to bid on the contract as a whole and in general are to be limited to minor components of the overall contract.
3. The contract amount, upon which the requirements set forth in this Subarticle is computed, includes the cost of material and manufactured products which are to be purchased or produced by the Contractor under the

provisions of the Contract. For the purpose of meeting this requirement the Department will not consider off-site commercial production of materials and manufactured component products that the Contractor purchases, or their transportation to the project, as subcontracted work.

4. If the Contractor sublets a part of a Contract item, the Department will use only the sublet proportional cost in determining the percentage of subcontracted normal work.
5. Execute all agreements to sublet work in writing and include all pertinent provisions and requirements of the Contract. All other agreements must be in writing and reference all applicable Contract provisions. Upon request, furnish the Department with a copy of the subcontract and agreement. The subletting of work does not relieve the Contractor or the surety of their respective liabilities under the Contract.
6. The Department recognizes a subcontractor only in the capacity of an employee or agent of the Contractor, and the Engineer may require the Contractor to remove the subcontractor as in the case of an employee.
7. Contractor must furnish:
 - a. A competent superintendent or supervisor who is employed by its firm, has full authority to direct performance of the Work in accordance with the Contract requirements, and is in charge of all construction operations (regardless of who performs the work); and
 - b. Such other of its own organizational resources (supervision, management, and engineering services) as the Engineer determines is necessary to assure the performance of the Contract.

B. Notice to Proceed

1. Unless otherwise agreed to by the parties, the Department may issue the Notice to Proceed (NTP) within 30 Days after all conditions for Contract execution have been met. The NTP will identify the date Contractor is to begin the construction and will start the Contract Time.

C. Project Signs

1. Project Signs will be provided by Miami-Dade County Internal Services Department (ISD) at no cost to Contractor.
2. The type, location, and number of signs required per each work site shall be at the discretion of Engineer.
3. No work shall commence until the Project Signs are secured in place as directed by Engineer.
4. Maintain and Relocate Project Signs.
 - a. Maintain and relocate Project Signs throughout the duration of the Contract, as directed by Engineer and at no additional cost to Miami-Dade County.

- b. Install relocated Project Signs as required by Engineer. All materials and work necessary to secure, brace, mount, place, and maintain the Project Signs will be provided at Contractor's expense.
- c. Notify Engineer immediately if at any time, during the Contract duration, a Project Sign becomes damaged, defaced, or unreadable. If Engineer determines that a replacement sign is required, Engineer will request it from ISD.

5. Upon completion of the Contract or at any time as directed by Engineer, deliver all available Project Signs to the designated ISD facility.
6. No separate payment will be made for the activities described above.

D. Schedule Of Values

1. A Schedule of Values is required for any Stipulated (Lump) sum contract, or for major lump sum items on Unit price contracts for which Contractor requests progress payments.
2. Upon notification of intent to Award and prior to the Notice to Proceed, submit to Engineer for review and approval, a preliminary Schedule of Values that:
 - a. Logically subdivides the Work into component parts with sufficient detail to serve as the basis for progress payments during performance of the Work and correlates to the Work Progress Schedule.
 - b. Includes quantities and prices of items for all of the Work which when added together equal either the Contract Base Award Amount for a Stipulated sum contract or the Contract Price for a major lump sum item in a Unit price contract.
 - c. Separately identifies the scope of work to be performed by any SBE-CONST utilized to satisfy any SBE-CONST goal in the Contract. In addition, payment requisitions for the scope of work of such SBE-CONST shall be accompanied by the statements of completion of the work of the SBE-CONST and shall be accompanied by appropriate documentation including invoicing and checks reflecting payment of the SBE-CONST for the previous construction draw.
3. The Schedule of Values for a Stipulated sum contract will be acceptable to Engineer as to form and substance if it provides a reasonable allocation of the Contract Base Award Amount to component parts of the Work.
4. When directed by Engineer, submit at least 10 days prior to the next application for progress payment, a revised or updated Schedule of Values to address any changes in the Work.

E. Preconstruction Conference

1. A Preconstruction Conference will be held with Contractor, members of the Department and other Miami-Dade County Agencies, representative of Utility Companies, and other municipalities or contractors affected by the Work. The Department will set the time and place of this conference.
2. Submit the following items to Engineer at the Preconstruction Conference unless otherwise noted:
 - a. Two copies of the proposed Work Progress Schedule. (Provide an updated schedule within 5 days of each Work Order for work order contracts.)
 - b. Contractor's Chain of Authority.
 - c. Contractor's Emergency Telephone Numbers, during work hours, after hours, and on weekend, of Prime and MOT Contractor's Representatives.
 - d. Letter naming Contractor's Superintendent and his qualifications.
 - e. Letter naming Contractor's Work Site Traffic Supervisor and a copy of their respective Certification(s).
 - f. Letter naming Contractor's MOT Flagmen and a copy of their training Certification(s).
 - g. Maintenance of Traffic Plan: Letter outlining the Specific Maintenance of Traffic Plan or Plans that will be used during construction. If the MOT plan is noted in the Construction Plans, it will be for reference only. Contractor is responsible to provide his own MOT Plan. MOT plans must be submitted within 5 days of the date of each Work Order for work order contracts.
 - h. Shop drawing submittal schedule. To be submitted within 5 days of the date of each Work Order for work contracts.
 - i. List of potential subcontractors and rental agreements.
 - j. Letter listing the material providers for this project, with the respective name and address; and letter certifying the compliance of the material with the project requirements.
 - k. List of equipment to be utilized for construction; including make, model, year, name and description of equipment.
 - l. Contractor's Erosion Control Plan (ECP) pursuant to the requirements of the Contract Documents.
 - m. Lighting plan if Contractor intends to perform any night work.
 - n. All other submittal requirements stipulated in the Contract Documents.

F. Scheduling of the Work

1. Work Progress Schedule.

- a. Within 21 days after Contract award or at the Preconstruction Conference, whichever is earlier, submit to Engineer for approval two copies of a Work Progress Schedule for this

Project. Engineer will review and respond to Contractor within 15 days of receipt.

- b. The Work progress Schedule must show the various activities of work in sufficient detail to demonstrate a reasonable and workable plan to initiate, construct, and complete all requirements of the Contract Documents within the Contract Duration and must:
 - 1) Include a projected Project completion, measured in dollars and time, on a monthly basis or at each progress payment cutoff date.
 - 2) Identify a date for substantial completion with "sufficient time" between substantial completion and end of Contract Duration for final inspections, final roadway striping if required, development of a punch list by the Engineer, completion of all punch list items by Contractor, final submittals, and any remaining site restoration activities. "Sufficient time," as it pertains solely to this requirement, means no less than 60 days unless otherwise required by the Contract Documents or approved in writing by Engineer.
 - 3) Include the order and interdependence of activities and the sequence for accomplishing the Work including phased restoration of areas impacted by work.
 - 4) Describe activities in sufficient detail so that the Engineer can readily identify the Work and measure the progress of each activity.
 - 5) Show each activity with a beginning work date, activity duration, and a monetary value.
 - 6) Include within the activities the necessary steps for procurement, fabrication, and delivery of materials, plant, and equipment.
 - 7) Include the review time for shop drawings and submittals.
 - 8) Include the Critical Path and milestone activities when milestones are required by the Contract Documents.
 - 9) In projects with more than one phase, adequately identify each phase and its substantial completion date, and do not allow phase specific activities to span more than one phase.
- c. Submit with the Work Progress Schedule a narrative report describing current project schedule status and identifying potential delays. This report will include a description of the progress made since the previous schedule submission and objectives for the upcoming 30 calendar days. It will be submitted on 8.5 by 11 inch paper. This report shall at a minimum include the following information:
 - 1) Indicate if the Project is on schedule, ahead of schedule or behind schedule. If the Project

is ahead of schedule or behind schedule, the report shall include the specific number of calendar days. If the Project is behind schedule, the report shall include a detailed recovery plan that will put the Project back on schedule.

- 2) The report will describe the current critical path of the Project and indicate if this has changed in the last 30 calendar days. Discuss current successes or problems that have affected either the critical path's length or have caused a shift in the critical path within the last 30 calendar days. Identify specific activities, progress, or events that may reasonably be anticipated to impact the critical path within the next 30 calendar days, either to affect its length or to shift it to an alternate path.
- 3) List all schedule logic or duration changes that have been made to the schedule since the previous submission. For each change, describe the basis for the change and specifically identify the affected activities by identification number.
- 4) Identify any and all activities, either in progress or scheduled to occur within the following 30 days that require County participation, review, approval, etc.
- d. Submit, with the Work Progress Schedule, clear documentation demonstrating that all necessary coordination activities with utility owners that have facilities within the limits of construction have been conducted. In addition, incorporate into the work progress schedule any utility adjustment schedules included in the Contract Documents unless the utility company and the Department mutually agree to changes to the utility schedules shown in the Contract.
- e. Engineer will return inadequate schedules to Contractor for corrections. Resubmit a corrected schedule within 15 days from the date of Engineer's return transmittal.
- f. Submit an updated Work Progress Schedule, for Engineer's acceptance, if there is a significant change in the planned order or duration of an activity. Engineer will review the corrected schedule and respond within 7 days of receipt.
- g. By acceptance of the schedule, Engineer does not endorse or otherwise certify the validity or accuracy of the activity durations or sequencing of activities. Engineer will use the accepted schedule as a baseline against which to measure the progress.
- h. If Contractor fails to finalize either the initial or a revised schedule in the time specified, Engineer will withhold all Contract payments until Engineer accepts the schedule.

2. Weekly Work Progress Meetings:

- a. Coordinate weekly meetings to discuss Contract progress with Engineer including near term scheduled activities, utility relocations, and problems and their proposed solutions.
- b. Submit a Two-Week "Look Ahead" Planning Schedule at each weekly meeting, showing the items of work planned for the next two weeks. Develop the schedule in Bar Chart format, identifying current and planned activities and related Contract Schedule work activities, including subcontractor work. Designate all activities that are controlling work items as determined by the currently accepted Contract Schedule.
- c. A report shall be submitted at each weekly meeting identifying schedule activity progress including actual start or finish dates achieved for any activities.

3. Prosecution of the Work.

- a. Give the Work the constant attention necessary to ensure the scheduled progress, and cooperate fully with Engineer and with other contractors at work in the vicinity.
- b. Do not commence work under the Contract until after the Department has issued the Notice to Proceed. Thereafter, commence the Work and continue all work in an expeditious manner to a conclusion acceptable to Engineer and in accordance with the approved Work Progress Schedule.
- c. All requirements of the Contract, including completion of punch list items and final deliverables, must be completed during the Contract Duration.
- d. Compliance with Time Requirements: Commence work in accordance with the approved Work Progress Schedule and provide sufficient labor, materials and equipment to complete all work as scheduled. Should Contractor fail to furnish sufficient and suitable equipment, forces, and materials, as necessary to prosecute the Work in accordance with the required schedule, Engineer may withhold all progress payments that are, or may become due, or suspend the work until Contractor corrects such deficiencies.
- e. Provisions for Convenience of Public: Schedule construction operations so as to minimize any inconvenience to adjacent businesses or residences. Where necessary, Engineer may require Contractor to first construct the work in any areas along the Project where inconveniences caused by construction operations would present a more serious handicap. In such critical locations, where there is no assurance of continuous effective prosecution of the work once the construction operations are begun, Engineer may require Contractor to delay removal of the existing (usable) facilities.

- f. The lack of equipment or unsuitability of said equipment shall not be an acceptable reason for falling behind schedule.
 - g. If Contractor fails to complete all work under the Contract, within the time specified in the "Notice to Proceed" and/or Work Order(s), or fails to perform the Work with sufficient personnel and equipment or with sufficient materials to assure the prompt completion of the work assigned, or discontinues the prosecution of the Work, or fails to resume work which has been discontinued within a reasonable time after notice to do so, or becomes insolvent or is declared bankrupt, or files for reorganization under the bankruptcy or insolvency code, or for any other cause whatsoever, fails to carry on the work in an acceptable manner, or if the surety executing the bond, becomes unsatisfactory in the opinion of the County, Engineer will give notice in writing to Contractor and his surety of such delay, neglect, or default. Additionally, the County may opt to not issue further Work orders and/or to terminate the Contract in addition to assigning a non-responsive Contractor Evaluation rating. Continuous failure by Contractor to complete work in a timely fashion may result in the County not issuing further work and/or cancellation of the Contract.
4. Additional Requirements for Work Order Contracts:
- a. The completion time for each Work Order will consist of a reasonable duration determined by Engineer.
 - b. After the "Notice to Proceed" and issuance of the Work Order(s), Contractor shall commence the Work on the effective date of each Work Order and continue all work in an expeditious manner to a conclusion acceptable to Engineer.
 - c. All activities required to be performed for each Work Order, including completion of punch list items and final deliverables, must be completed during the Work Order Days provided for each Work Order.
 - d. Unless otherwise provided by the Contract Documents, Engineer may issue subsequent Work Order(s) any time after Engineer determines that work under an existing Work Order is substantially completed, even if site restoration or punch list items are pending for the existing Work Order.
- G. Progress of the Work.
- 1. Unless otherwise stipulated herein, progress of the Work will be evaluated monthly and compared to the approved Work Progress Schedule.
 - a. When dollars invoiced by Contractor on the Project are 15 percent greater than the estimated dollars for the work scheduled, Engineer may request in writing, that Contractor submit a revised Work Progress Schedule for approval by the next scheduled monthly submittal date.
 - 2. The notice of unsatisfactory performance will also allow a reasonable period of time, as determined by Engineer but not to exceed 30 Days from receipt of the notice, for Contractor to bring the progress of the Work into compliance with the current accepted work progress schedule or to provide acceptable written justification for the delay. Contractor must do the following things within the time specified in the notice to Contractor of unsatisfactory performance:
 - a. Submit a revised baseline progress schedule and recovery plan to Engineer for review and approval. Demonstrate the proposed method to complete the Project within the remaining time specified in the current accepted work progress schedule; and
 - b. If Contractor is unable to provide such a revised schedule, a late completion schedule shall be submitted indicating the time required to complete the Work. The Department's approval of the late completion schedule will not operate as a waiver of the Department's right to assess liquidated damages;
 - c. Take all necessary action, subject to Engineer's approval, to ensure completion of the Project at no additional cost to the Department within the remaining time specified in the accepted schedule. Actions
 - 3. When the dollars earned by Contractor on the Project are 15 percent less than the estimated dollars for the work scheduled, Engineer may deem the progress of the Work unsatisfactory and will issue a notice to Contractor of unsatisfactory performance.
 - 4. In the event a noncritical item becomes critical as determined by Engineer, Contractor must submit a revised CPM schedule.
 - 5. When an activity on the critical path, as shown on the current approved Work Progress Schedule, has exceeded its late start date by 7 Days, Engineer will deem the progress of Work unsatisfactory and will hold a meeting with Contractor to address the schedule within 7 Days of the discovery. If a resolution cannot be determined within 5 Days, Engineer will issue a notice to Contractor of unsatisfactory performance.
 - 6. When it becomes apparent that an activity on the critical path, as shown on the current approved Work Progress Schedule, has exceeded its original duration by 10 or more Days, regardless of the Contract's definition of Contract Time, Contractor must submit a revised Work Progress Schedule for approval within 5 Days of the discovery and Engineer will issue a notice of unsatisfactory performance to the Contractor and identify the unsatisfactory performance.

may include but not be limited to the following:

- 1) Additional overtime;
- 2) Added work shift;
- 3) Additional workforce;
- 4) Extended workweek;
- 5) Additional Equipment; or
- 6) A combination of these.

H. Performance of Work

1. Give due and adequate notices to those in control of all properties that may be affected by the construction activities.
2. Keep on the job site sufficient plant and equipment to meet the requirements of the Work. The plant shall be kept in a satisfactory operating condition and be capable of safely and efficiently performing the Work as set forth in the Plans and Specifications. The equipment and all operations shall be subject to inspection by Engineer at all times.
3. Submit for approval by Engineer, a description of the type of materials and equipment to be used; and the method of procedure to be used in the performance of the Work.

4. Condition of Equipment

- a. All equipment used in the performance of the Work must be in first class operating condition, including proper mufflers and other silencing accessories. All equipment must be properly lubricated on a special maintenance type schedule to reduce noise, including tracks, rollers, idlers, sheaves and other noise producing components. Care must be taken to prevent oil spillage of any kind or oil dripping from equipment. All dewatering pumps and welding machines must be engine driven or powered by Contractor furnished generators. The temporary power source available at the jobsite is not sufficient to power that type of equipment.
- b. If the equipment used proves less than satisfactory and is unduly or needlessly disturbing the neighbors, in the opinion of Engineer, he will have the right to order Contractor to immediately modify the equipment to make it satisfactory, or to change to other equipment that is satisfactory at no additional cost to the County.

5. Saw Cutting:

- a. When required in performance of this Contract, material may be removed by either saw cutting the slab perpendicular to the long edge, or by any other means that will produce a clean neat cut and that is acceptable to Engineer. All costs for saw cutting and/or any other necessary means for accomplishing the

bid items listed in this Contract shall be included in the cost for said item.

6. Open Excavations:

- a. At the close of each workday, Contractor shall refill all open excavations, or cover open excavations with steel plates capable of supporting vehicular traffic at no additional cost to the County.

7. Florida Trench Safety Act

- a. The Florida Trench Safety Act (Sections 553.60-553.64, Florida Statutes) is hereby incorporated by reference and made a part of these Specifications. The purpose and intention of the State of Florida "Trench Safety Act" is to provide for increased worker safety by requiring compliance with sufficient standards for trench safety and providing additional specific requirements when the excavation is in excess of 5 feet deep. By executing the Contract, Contractor certifies that he is fully aware of the Trench Safety Act, and will comply with applicable trench safety standards.
- b. In accordance with Sections 553.60-553.64, F.S., the bidder acknowledges those included in the various items of the proposal and in the total bid price are costs for complying.

I. As-Built Drawings

1. Five (5) sets of complete "As-Built" drawings signed and sealed by either a Florida Registered Surveyor and Mapper or a Florida Registered Professional Engineer, shall be accurately recorded by Contractor and submitted to Engineer prior to final acceptance of the Work. As Built drawing required for Federally Funded Projects must be signed and sealed only by a Florida Registered Professional Engineer.
2. The As-Built Drawings must contain detailed information pertaining to the locations, spans, depths, and elevations of all significant elements of construction performed pursuant to the Contract Documents in addition to all information necessary to comply with Project permits and regulatory requirement.
3. All locations, depths, and elevations shall be taken by a Florida Registered Surveyor and Mapper and be shown on the As-Built drawings.
4. No separate payment will be made for the As-Built drawings.

J. Liquidated Damages

1. Contractor, or in case of his default the surety, shall pay to the County, not as a penalty but as liquidated damages, the amount stipulated below should Contractor fail to complete all work specified within the time stipulated in the Contract for substantial completion, including extra time granted in writing by the County. Substantial completion must be achieved

60 days prior to contract final acceptance, unless a different time is stipulated under contract duration on the Special Provisions. For Work Order based Contracts, liquidated damages shall be the amount stipulated below, computed for each Work Order, should Contractor fail to complete all work specified within the time stipulated in the Work Order, including extra time granted in writing by the County.

2. Applicable liquidated damages for each day after the scheduled substantial completion date are the amounts established in the following schedule:

Total Contract/Work Order Amount	Daily Charge Per Calendar Day
\$50,000 and under	\$868
Over \$50,000 but less than \$250,000	\$882
\$250,000 but less than \$500,000	\$1,197
\$500,000 but less than \$2,500,000	\$1,694
\$2,500,000 but less than \$5,000,000	\$2,592
\$5,000,000 but less than \$10,000,000	\$3,786
\$10,000,000 but less than \$15,000,000	\$4,769
\$15,000,000 but less than \$20,000,000	\$5,855
\$20,000,000 and over	\$9,214 plus 0.00005 of any amount over \$20 million (Round to nearest whole dollar)

3. Contractor, or in case of his default the surety, shall pay to the County, not as a penalty but as liquidated damages, 30% of the amount stipulated above under this Subarticle J.2 should Contractor fail to complete punch list items and deliver all required documents, including warranties, necessary to close out the project within the total time stipulated in the Contract for final acceptance, including extra time granted in writing by the County.
4. Engineer will count default days in calendar days.
5. County has the right to apply, as payment on such liquidated damages, any money the County owes Contractor.
6. County does not waive its right to liquidated damages due under the Contract by allowing Contractor to continue and to finish the work, or any part of it, after the expiration of the Contract/Work Order Time including granted time extensions.
7. The requirements of this Article may not be waived, compromised or settled without the express written consent of the Board of County Commissioners.

K. Limitations of Operations

1. General:

- a. Subject to any provision to the contrary provided in these Contract Documents, Work must not be carried out during the night or on Saturdays, Sundays or on County holidays without prior written approval from Engineer issued at least 72 hours before these times so that proper inspection and engineering services may be scheduled.
- b. Prior written approval from Engineer, as specified in this Article, is not required for the performance of work that is necessary for proper care, maintenance, and protection of Work already done, or in cases when the Work would otherwise be endangered or when hazard to life or property would result, in which case Contractor must inform Engineer at the earliest possible opportunity of the same.
- c. All construction activities, designated by Engineer as requiring inspection by the County, must be scheduled to coincide with the hours of availability of Engineer or Engineer's duly authorized inspector. The hours of availability are from 7:00 AM until 4:30 PM Monday through Friday; unless otherwise approved by the Engineer, these construction activities must be scheduled to coincide with the aforementioned hours of availability.
- d. Work performed without the prior written approval of Engineer and without an Engineer's duly authorized inspector may be declared defective solely on the grounds that it was not properly inspected.
- e. In the event, that the Engineer approves work on night or on Saturdays, Sundays or on County holidays; the Contractor will be responsible to pay the overtime incurred during the approved overtime hours at the current inspector's hourly rate. Such payment will be deducted from the monthly invoice.
- f. Contractor must conform to all applicable laws, regulations, or ordinances with regard to labor employed, hours of work and general operations.

2. Night Work:

- a. Night work may be undertaken as a regular procedure when required by the Contract Documents or approved in writing by Engineer. Such approval, however, may be revoked at any time by Engineer if Contractor fails to maintain adequate equipment, lighting, and supervision for the proper prosecution and control of the Work at night pursuant to the requirements herein.
- b. For the purposes of this Article, the term "night" shall mean the period from 6:00 p.m. to 7:00 a.m. Due to traffic interference concerns, authorized night construction activities that may be disruptive to traffic flow can only be performed weekdays between 9:00 p.m. to 5:00 a.m.

- c. Prepare a specific work plan and submit it to the Engineer for approval at least one week in advance of the anticipated work. The plan must include a schedule of all activities of work and show in detail the special arrangements that will be made to provide for all regulatory and Contract requirements including cordoning off the areas with sufficient roadwork safety signs; providing approved MOT; worksite personnel and citizen safety; necessary lighting; and daily restoration of the work site.
 - d. Obtain and comply with all necessary permits and authorizations from the applicable jurisdictions.
 - e. Complete all scheduled work and restore the work site as required in the Engineer's approval.
 - f. Lighting during nighttime operations:
 - 1) During active nighttime operations, furnish, place and maintain lighting sufficient to permit proper workmanship and inspection. Use lighting with 5 ft•cd minimum intensity. Arrange the lighting to prevent interference with traffic or produce undue glare to property owners. Operate such lighting only during active nighttime construction activities. Provide a light meter to demonstrate that the minimum light intensity is being maintained.
 - 2) Lighting may be accomplished by the use of portable floodlights, standard equipment lights, existing street lights, temporary street lights, or other lighting methods approved by Engineer.
 - 3) Submit a lighting plan at the Preconstruction Conference for review and acceptance by Engineer. Submit the plan on standard size plan sheets (not larger than 24 by 36 inch), and on a scale of either 100 or 50 feet to 1 inch. Do not start night work prior to the Engineer's acceptance of the lighting plan.
 - 4) During active nighttime operations, furnish, place and maintain variable message signs to alert approaching motorists of lighted construction zones ahead. Operate the variable message signs only during active construction activities.
 - 5) Where night work is required by the Contract Documents, include compensation for lighting for night work in the Contract prices for the various items of the Contract. Take ownership of all lighting equipment for night work.
3. Sequence of Operations: Do not open up work to the prejudice of work already started. Engineer may require Contractor to finish a section on which work is in progress before starting work on any additional section.
4. Interference with Traffic:
- a. At all times conduct the Work in such manner and in such sequence as to ensure the least practicable interference with traffic. Operate all vehicles and other equipment safely and without hindrance to the traveling public. Park all private vehicles outside the clear zone. Place materials authorized to be stored along the roadway so as to cause no obstruction to the traveling public as possible.
 - b. Where existing pavement is to be widened and stabilizing is not required, prevent any open trench from remaining after working hours by scheduling operations to place the full thickness of widened base by the end of each day. Do not construct widening strips simultaneously on both sides of the road, except where separated by a distance of at least 1/4 mile along the road and where either the work of excavation has not been started or the base has been completed.
5. Coordination with other contractors:
- a. Sequence the work and dispose of materials so as not to interfere with the operations of other contractors engaged upon adjacent work; join the work to that of others in a proper manner, in accordance with the spirit of the Contract Documents; and perform the work in the proper sequence in relation to that of other contractors; all as may be directed by Engineer.
 - b. Contractor is responsible for any damage done by him or his agents to the work performed by another contractor.
6. Drainage: Conduct the operations and maintain the work in such condition to provide adequate drainage at all times. Unless otherwise required by the Contract Documents, do not obstruct existing functioning storm drains, gutters, ditches, and other run-off facilities.
7. Fire Hydrants: Keep fire hydrants on or adjacent to the roadway accessible to fire apparatus at all times, and do not place any material or obstruction within 15 feet of any fire hydrant.
8. Protection of Structures: Do not operate heavy equipment close enough to pipe headwalls or other structures to cause their displacement.
9. Fencing: Erect permanent fence as a first order of business on all projects that include fencing where Engineer determines that the fencing is necessary to maintain the security of livestock on adjacent property, or for protection of pedestrians who are likely to gain access to the project from adjacent property.
10. Contaminated Materials:
- a. When the construction operations encounter or expose any abnormal condition that may indicate the presence of a contaminated material, discontinue such operations in the vicinity of the abnormal condition and notify Engineer immediately. Be alert for the presence of tanks or barrels; discolored earth, metal, wood, ground water, etc.; visible

fumes; abnormal odors; excessively hot earth; smoke; or other conditions that appear abnormal as possible indicators of the presence of contaminated materials. Treat these conditions with extraordinary caution.

- b. Make every effort to minimize the spread of Contaminated Material into uncontaminated areas.
- c. Do not resume the construction operations until so directed by Engineer.
- d. Dispose of the Contaminated Material in accordance with the requirements and regulations of any Local, State, or Federal agency having jurisdiction. Where Contractor performs work necessary to dispose of Contaminated material, and the Contract does not include pay items for disposal, the Department will pay for this work as unforeseeable work.
- e. The Department may agree to hold harmless and indemnify Contractor for damages when Contractor discovers or encounters Contaminated materials or pollutants during the performance of services for the Department when the presence of such materials or pollutants were unknown or not reasonably discoverable. Such indemnification agreements are only effective if Contractor immediately stops work and notifies the Department of the Contaminated material or pollutant problem.
- f. Such indemnification agreement is not valid for damages resulting from Contractor's willful, wanton, or intentional conduct or the operations of Contaminated and Hazardous Material Contractors.

L. Qualifications of Contractor's Personnel

1. Meet the personnel qualifications requirements stipulated in Article 105 of the DTPW Specifications.
2. Provide competent, careful, and reliable superintendents, foremen, and workmen. Provide workmen with sufficient skill and experience to properly perform the work assigned to them. Provide workmen engaged on special work, or skilled work, such as bituminous courses or mixtures, concrete bases, pavements, or structures, or in any trade, with sufficient experience in such work to perform it properly and satisfactorily and to operate the equipment involved. Provide workmen that shall make due and proper effort to execute the work in the manner prescribed in the Contract Documents, or Engineer may take action as prescribed below.
3. It is prohibited as a conflict of interest for a Contractor to subcontract with a Consultant to perform Contractor Quality Control when the Consultant is under contract with the Department to perform work on any project described in Contractor's Contract with the Department. Prior to approving a Consultant for Contractor Quality Control, Contractor shall submit to the Department a Certificate from the proposed Consultant certifying that no conflict of interest exists.

4. Whenever Engineer determines that any person employed by Contractor is incompetent, unfaithful, intemperate, disorderly, or insubordinate, Engineer will provide written notice and Contractor shall discharge the person from the work. Do not employ any discharged person on the Project without the written consent of Engineer. If Contractor fails to remove such person or persons, Engineer may withhold all payments that are or may become due, or suspend the work until Contractor complies with such orders. Protect, defend, indemnify, and hold the County, its agents, officials, and employees harmless from all claims, actions, or suite arising from such removal, discharge, or suspension of employees.

M. Temporary Suspension of Contractor's Operations

1. Authority to Suspend Contractor's Operations:

- a. Engineer has the authority to suspend Contractor's operations, wholly or in part. Engineer will order such suspension in writing, giving in detail the reasons for the suspension. Contract Time will be charged during all suspensions of Contractor's operations.
- b. Any work in the public right of way may be temporarily suspended by the roadway governing authority. If an extension of Contract time is authorized pursuant to the requirements of the Contract Documents, it will be of a non-compensable nature. All costs associated with temporary suspension including any demobilization or re-mobilization costs are the sole responsibility of the Contractor and no extra compensation will be allowed.
- c. No additional time extension will be granted to Contractor when the operations are suspended for the following reasons:
 - 1) Contractor fails to comply with the Contract Documents.
 - 2) Contractor fails to carry out orders given by Engineer.
 - 3) Contractor causes conditions considered unfavorable for continuing the Work.
- d. Immediately comply with any suspension order. Do not resume operations until authorized to do so by Engineer in writing. Any operations performed by Contractor, and otherwise constructed in conformance with the provisions of the Contract, after the issuance of the suspension order and prior to Engineer's authorization to resume operations will be at no cost to the County. Further, failure to immediately comply with any suspension order will also constitute an act of default by Contractor and is deemed sufficient basis in and of itself for the Department to declare Contractor in default, with the exception that Contractor will not have ten calendar days to correct the

conditions for which the suspension was ordered.

2. Prolonged Suspensions: If Engineer suspends Contractor's operations for an indefinite period, store all materials in such manner that they will not obstruct or impede the traveling public unnecessarily or become damaged in any way. Take every reasonable precaution to prevent damage to or deterioration of the work performed. Provide suitable drainage of the roadway by opening ditches, shoulder drains, etc., and provide any temporary structures necessary for public travel through the project.
3. Permission to Suspend Contractor's Operations: Do not suspend operations or remove equipment or materials necessary for completing the work without obtaining Engineer's written permission. Submit all requests for suspension of operations in writing to Engineer, and identify specific dates to begin and end the suspension. Contractor is not entitled to any additional compensation for suspension of operations during such periods.
4. Suspension of Contractor's Operations-Holidays:
 - a. Unless Contractor submits a written request to work on a holiday at least ten days in advance of the requested date and receives written approval from Engineer, Contractor must not work on the following days: Martin Luther King, Jr. Day; President's Day, Memorial Day; the Saturday and Sunday immediately preceding Memorial Day; Independence Day; Labor Day; the Saturday, and Sunday immediately preceding Labor Day; Columbus Day, Veterans' Day; Thanksgiving Day; the Friday, Saturday and Sunday immediately following Thanksgiving Day; and December 24 through January 2, inclusive. Contract Time will be charged during these holiday periods regardless of whether or not Contractor's operations have been suspended.
 - b. During such suspensions, remove all equipment and materials from the clear zone, except those required for the safety of the traveling public and retain sufficient personnel at the job site to properly meet all applicable requirements for: (1) Maintenance of Traffic; and (2) Prevention, Control, and Abatement of Erosion and Water Pollution. Contractor is not entitled to any additional compensation for removal of equipment from clear zones or for compliance with the aforementioned requirements during such holiday periods.

N. Computation of Contract Time

1. Date of Beginning of Contract Time: The Contract Time begins on the effective start date of the "Notice to Proceed." Perform the Work fully, entirely, and in accordance with the Contract Documents within the Contract Time(s) specified in the Contract Documents, or as may be extended in accordance with the provisions herein.

2. Contract Time Extensions:

- a. The Department will consider the delays in delivery of materials or component equipment that affect progress on a controlling item of work as a basis for granting a time extension if such delays are beyond the control of Contractor or supplier. Such delays may include an area-wide shortage, an industry-wide strike, or a natural disaster that affects all feasible sources of supply. In such cases, Contractor shall furnish substantiating letters from a representative number of manufacturers of such materials or equipment clearly confirming that the delays in delivery were the result of an area-wide shortage, an industry-wide strike, etc. No additional compensation will be made for delays caused by delivery of materials or component equipment.
- b. The Department will not consider requests for time extension due to delay in the delivery of custom manufactured equipment including traffic signal equipment, highway lighting equipment, etc., unless Contractor furnishes documentation that the order for such equipment was placed in a timely manner, the delay was caused by factors beyond the manufacturer's control, and the lack of such equipment caused a delay in progress on a controlling item of work. No additional compensation will be paid for delays caused by delivery of custom manufactured equipment.
- c. The Department will consider the effect of utility relocation and adjustment work on job progress as the basis for granting a time extension only if all the following criteria are met:
 - 1) Delays are the result of either utility work that was not detailed in the plans, or utility work that was detailed in the plans but was not accomplished in reasonably close accordance with the schedule included in the Contract Documents.
 - 2) Utility work actually affected progress toward completion of controlling work items.
 - 3) Contractor took all reasonable measures to minimize the effect of utility work on job progress, including cooperative scheduling of Contractor's operations with the scheduled utility work at the preconstruction conference and providing adequate advance notification to utility companies as to the dates to coordinate their operations with Contractor's operations to avoid delays.
- d. As a condition precedent to an extension of Contract Time, Contractor must submit to Engineer:
 - 1) A preliminary request for an extension of Contract Time made in writing to Engineer within ten calendar days after the commencement of a delay to a controlling

item of work. If Contractor fails to submit this required preliminary request for an extension of Contract Time, Contractor fully, completely, absolutely and irrevocably waives any entitlement to an extension of Contract Time for that delay. In the case of a continuing delay only a single preliminary request for an extension of Contract Time will be required. Each such preliminary request for an extension of Contract Time shall include as a minimum the commencement date of the delay, the cause of the delay, and the controlling item of work affected by the delay; and

- 2) Further, Contractor must submit to Engineer a request for a Contract Time extension in writing within 30 days after the elimination of the delay to the controlling item of work identified in the preliminary request for an extension of Contract Time. Each request for a Contract Time extension shall include as a minimum all documentation that Contractor wishes the Department to consider related to the delay, and the exact number of days requested to be added to Contract Time. If Contractor contends that the delay is compensable, then Contractor is also required to submit with the request for a Contract Time extension a detailed cost analysis of the requested additional compensation. If Contractor fails to submit this required request for a Contract Time extension, with or without a detailed cost analysis, depriving Engineer of the timely opportunity to verify the delay and the costs of the delay, Contractor waives any entitlement to an extension of Contract Time or additional compensation for the delay.
- e. Upon timely receipt of the preliminary request of Contract Time from Contractor, Engineer will investigate the conditions, and if it is determined that a controlling item of work is being delayed for reasons beyond the control of Contractor, Engineer will take appropriate action to mitigate the delay and the costs of the delay. Upon timely receipt of the request for a Contract Time extension Engineer will further investigate the conditions, and if it is determined that there was an increase in the time or the cost of performance of the controlling item of work beyond the control of Contractor, then an adjustment of Contract Time will be made, and a monetary adjustment will be made, excluding loss of anticipated profits, and the Contract will be modified in writing accordingly.
- f. The existence of an accepted schedule, including any required update(s), as required by the Contract Documents is a condition precedent to Contractor having any right to the granting of an extension of contract time or any monetary compensation arising out of any delay. Contractor failure to have an accepted schedule, including any required

update(s), for the period of potential impact, or in the event the currently accepted schedule and applicable updates do not accurately reflect the actual status of the project or fail to accurately show the true controlling or non-controlling work activities for the period of potential impact, will result in any entitlement determination as to time or money for such period of potential impact being limited solely to the Department's analysis and identification of the actual controlling or non-controlling work activities. Further, in such instances, the Department's determination as to entitlement as to either time or compensability will be final.

O. Default and Termination of Contract

1. Determination of Default:

- a. The following acts or omissions constitute acts of default and, except as to subparagraph 10) below, the Department will give notice, in writing, to Contractor and his surety for any delay, neglect or default, if Contractor:
 - 1) Fails to begin the work under the Contract within the time specified in the Notice to Proceed;
 - 2) Fails to perform the work with sufficient workmen and equipment or with sufficient materials to ensure prompt completion of the Contract;
 - 3) Performs the work unsuitably, or neglects or refuses to remove materials or to perform anew such work that Engineer rejects as unacceptable and unsuitable;
 - 4) Discontinues the prosecution of the work, or fails to resume discontinued work within a reasonable time after Engineer notifies Contractor to do so;
 - 5) Becomes insolvent or is declared bankrupt, or files for reorganization under the bankruptcy code, or commits any act of bankruptcy or insolvency, either voluntarily or involuntarily;
 - 6) Allows any final judgment to stand against him unsatisfied for a period of ten calendar days;
 - 7) Makes an assignment for the benefit of creditors;
 - 8) Fails to comply with Contract requirements regarding minimum wage payments;
 - 9) Fails to comply with Engineer's written suspension of work order within the time allowed for compliance and which time is stated in that suspension of work order; or
 - 10) For any other cause whatsoever, fails to carry on the work in an acceptable manner, or if the surety executing the bond, for any

reasonable cause, becomes unsatisfactory in the opinion of the Department.

- b. For a notice based upon reasons stated in subparagraphs a. 1) through 8) and 10) above: if Contractor, within a period of ten calendar days after receiving the notice described above, fails to correct the conditions of which complaint is made, the Department will, upon written certificate from Engineer of the fact of such delay, neglect, or default and Contractor's failure to correct such conditions, have full power and authority, without violating the Contract, to take the prosecution of the work out of the hands of Contractor and to declare Contractor in default.
- c. If Contractor, after having received a prior notice described above for any reason stated in subparagraph a. 2), 3), 4), 5), 6) or 8), commits a second or subsequent act of default for any reason covered by the same subparagraph a. 2), 3), 4), 5), 6) or 8) as stated in the prior notice, and regardless whether the specific reason is the same, then, regardless of whether Contractor has cured the deficiency stated in that prior notice, the Department will, upon written certificate from Engineer of the fact of such delay, neglect or default and Contractor's failure to correct such conditions, have full power and authority, without any prior written notice to Contractor and without violating the Contract, to take the prosecution of the work out of the hands of Contractor and to declare Contractor in default.
- d. Regarding subparagraph a. 9), if Contractor fails to comply with Engineer's written suspension of work order within the time allowed for compliance and which time is stated in that suspension of work order, the Department will, upon written certificate from Engineer of the fact of such delay and Contractor's failure to correct that condition, have full power and authority, without violating the Contract, to immediately take the prosecution of the work out of the hands of Contractor and to declare Contractor in default.
- e. The Department has no liability for anticipated profits for unfinished work on a Contract that the Department has determined to be in default.

2. Completion of Work by Department:

- a. Upon declaration of default, the Department will have full power to appropriate or use any or all suitable and acceptable materials and equipment on the site and may enter into an agreement with others to complete the work under the Contract, or may use other methods to complete the work in an acceptable manner. The Department will charge all costs that the Department incurs because of Contractor's default, including the

costs of completing the work under the Contract, against Contractor. If the Department incurs such costs in an amount that is less than the sum that would have been payable under the Contract had the defaulting Contractor completed the work then the Department will pay the difference to the defaulting Contractor. If the Department incurs such costs in an amount that exceeds the sum that would have been payable under the Contract, then Contractor and the surety shall be liable and shall pay the County the amount of the excess.

- b. If, after the ten day notice period and prior to any action by the Department to otherwise complete the work under the Contract, Contractor establishes his intent to prosecute the work in accordance with the Department's requirements, then the Department may allow Contractor to resume the work, in which case the Department will deduct from any monies due or that may become due under the Contract, any costs to the County incurred by the delay, or from any reason attributable to the delay.

3. Termination of Contract for Convenience:

- a. The Department may terminate the entire Contract or any portion thereof, if the Department determines termination is in the County's interest. Engineer will deliver to Contractor a Written Notice of Termination specifying the extent of termination and the effective date.
- b. When the Department terminates the entire Contract, or any portion thereof, before Contractor completes all items of work in the Contract, the Department will make payment for the actual number of units or items of work that Contractor has completed, at the Contract unit price, and as approved by Engineer for items of work partially completed, and such payments will constitute full and complete compensation for such work or items. No payment of any kind or amount will be made for items of work not started. The Department will not consider any claim for loss of anticipated profits, or overhead of any kind (including home office and jobsite overhead or other indirect impacts).
- c. The Department will consider reimbursing Contractor for actual cost of mobilization (when not otherwise included in the Contract) including moving equipment to the job where the volume of the work that Contractor has completed is de minimis and thereby too small to compensate Contractor for these expenses under the Contract unit prices.
- d. The Department may purchase at actual cost acceptable materials and supplies procured for the work, that the Department has inspected, tested, and approved and that Contractor has not incorporated in the work.

Submit the proof of actual cost, as shown by receipted bills and actual cost records, at such points of delivery as Engineer may designate.

- e. Termination of a contract or a portion thereof, under the provisions of this Subarticle, does not relieve Contractor or the surety of its responsibilities for the completed portion of the Contract or its obligations for and concerning any just claims arising out of the work performed.

P. Release of Contractor's Responsibility

The Department considers the Contract complete when Contractor has completed all work and requirements of the Contract and the Department has accepted the Work. The Department will then release Contractor from further obligation except as set forth in the Contract Bonds, and except as allowed by the Contract Documents subsequent to Final Payment.

1.07 MEASUREMENT AND PAYMENT

A. Compensation

1. Compensation provided by the Contract, through the various scheduled items having awarded Contract Unit Prices, constitutes full payment for completing the Work and meeting all requirements of the Contract Documents. Approved payments will be made only under items having awarded Contract Unit Prices that are measured and accepted by Engineer.
2. The aforementioned compensation includes:
 - a. Full payment for furnishing any material, supply, equipment, tool, labor, supervision, or meeting any requirement that is reasonably inferred or incidental to the Work whether or not specifically called for by the Contract Documents.
 - b. Items of work that do not have awarded Contract Unit Prices, even if the items appear within the Articles of these Specifications or anywhere else in the Contract Documents. These items will not be measured separately for payment. Compensation for performing any work or meeting any requirement associated with these items is included in approved payments made under the various scheduled items having awarded Contract Unit Prices.
3. For Job Order Contracts, the Contract Unit Price, where referenced anywhere in these Contract Documents, is the price which results from the multiplication of the unit price provided by the County on the Project Bid Form times the awarded Contractor's percentage factor. All compensation for services called for in this Contract shall be made on the basis of the Contract Unit Prices for quantities based upon the actual work performed and accepted by Engineer. Such compensation shall be complete payment for all phases of the operation and no

additional payment shall be made for any reason whatsoever.

4. Miami-Dade County offers a payment option that will expedite County payments to your organization via Automatic Clearing House transfers instead of the issuance and mailing of a County check. More information is available at <http://www.miamidade.gov/finance/vendor-payment.asp#5>. The form can also be found on the Appendices to the Special Provisions

B. Contingency Allowance Account

1. A Contingency Allowance account has been established for the Work under this Contract. The Total Contract award amount will include no more than ten percent (10%) Contingency Allowance Account. Contractor is not entitled to funds from the Contingency Allowance Account unless, at the discretion of Engineer, work is directed to be performed that is beyond the scope of established pay items. Contractor shall perform such work only upon receipt of an executed Miami-Dade-County Contingency Allowance Account expenditure form from Engineer.

C. Florida Power And Light Connection Allowance

1. County will reimburse Contractor, at invoice cost, for the services of the Florida Power and Light (FPL) connection fees required by Engineer. The necessary invoices shall be submitted to Engineer for inclusion in the payment requisition. This payment will be made from the appropriate dedicated allowance. If no dedicated allowance is provided, then payment shall be made from the Contingency Allowance Account.

D. Retainage; Punch List Requirements

1. Amount of retainage.
 - a. An amount of 5-percent retainage will be withheld from each progress payment made to Contractor.
2. Project closeout (Punch List).
 - a. Within 21 days of reaching Substantial Completion and performance of required inspection(s), Engineer, with cooperation of Contractor, will develop a single punch list subject to the provisions of Section 218.735 (7) of the Florida Statutes (F.S.), listing all items necessary to render complete, satisfactory, and acceptable to Engineer all work and requirements of the Contract. Contractor will review and comment as necessary to assist Engineer in the preparation of the final draft of the list during the aforementioned timeframe.
 - b. Engineer will provide Contractor with the Punch List within 5 days after the List has been developed and reviewed as provided in Subarticle 2.a above. Contractor must immediately work on completion of the items

listed and provide to Engineer within 5 days of receipt of the Punch List, a final schedule for the completion of all pending work and requirements of the Contract. The schedule must provide for the final completion of all Contract requirements and acceptance by the Engineer prior to the expiration of the Contract.

c. For work order or multiphase projects:

- 1) Provide a punch list listing all items necessary to render complete, satisfactory, and acceptable to Engineer all work and requirements for each phase or work order as applicable.
- 2) All time limitations and requirements stipulated above apply except that the timeframe requirements for the individual punch lists are based on the specific phase or work order's substantial completion.

3. Release of Retainage.

a. The release of retainage is subject to Section 218.735 (7), F.S. and may be requested as follows:

- 1) Upon completion of all items on the punch list and their acceptance by Engineer, Contractor may submit a payment request for all remaining retainage withheld by the County
- 2) under this Contract. If a good faith dispute exists as to whether one or more items identified on the Punch List have been completed pursuant to the Contract requirements, the County may continue to withhold an amount equal to 150 percent of the total costs to complete such items.
- 3) The County is not required to pay or release any amounts of retainage that are the subject of a good faith dispute, the subject of a claim brought pursuant to Section 255.05, F.S., or otherwise the subject of a claim or demand by the County or Contractor.

E. Measurement of Quantities

1. Measurement Standards: Engineer will measure all work completed under the Contract in accordance with the United States Standard Measures.
2. Method of Measurements: Engineer will take all measurements horizontally or vertically as applicable.
3. Determination of Pay Areas:
 - a. Final Calculation: When measuring items paid for on the basis of area of finished work, where the pay quantity is designated to be determined by calculation, Engineer will use lengths and widths in the calculations based on the station to station dimensions shown on the plans; the station to station dimensions actually constructed within the limits designated by Engineer; or the final dimensions measured along the surface of

the completed work within the neat lines shown on the Plans or designated by Engineer. Engineer will use the method or combination of methods of measurement that reflect, with reasonable accuracy, the actual surface area of the finished work as Engineer determines.

4. Construction Outside Authorized Limits: Engineer will not pay for surfaces constructed over a greater area than authorized, or for material that Contractor has moved from outside of slope stakes and lines shown on the plans, except where Engineer provides written instruction for Contractor to perform such work.

5. Truck Requirements: Provide all trucks with numbers and certify that all trucks used have a manufacturer's certification or permanent decal showing the truck capacity rounded to the nearest tenth of a cubic yard placed on both sides of the truck. This capacity will include the truck body only and any side boards added will not be included in the certified truck body capacity. Ensure the lettering and numbers are legible for identification purposes at all times.

6. Ladders and Instrument Stands for Bridge Projects:

- a. On bridge projects, in order to facilitate necessary measurements, provide substantial ladders to the tops of piers and bents, and place and move such ladders as Engineer directs.
- b. For bridge projects crossing water or marshy areas, supply fixed stands for instrument mounting and measurements, in accordance with the details stipulated in the Specifications for the project.

F. Fuel Adjustment

1. DTPW will, in the Contract Documents, provide an estimated quantity for fuel requirements for diesel to cover the Work specified in the Contract. Price adjustments will be made only for the amount of diesel fuel estimated by the DTPW required to complete the Contract. The requirement of fuel for each pay item is estimated by multiplying FDOT's standard fuel factor for that pay item by the quantity of that pay item. On Contracts with an original Contract Time in excess of 120 calendar days, DTPW will make price adjustments on each applicable progress estimate to reflect increases or decreases in the price of diesel from those in effect during the month in which bids were received. The Contractor will not be given the option of accepting or rejecting these adjustments. Price adjustments for fuel will be made only when the current fuel price (CFP) varies by more than 5% from the price prevailing in the month when bids were received (BFP), and then only on the portion that exceeds 5%.
2. Price adjustments will be based on the monthly bulk average price for diesel as derived by FDOT. These average indexes shall be determined by averaging bulk fuel prices on the first day of each month as quoted by major oil companies that are reasonably expected to furnish fuel for projects in the State of Florida. Average price indices for will be available on

FDOT Construction Office website before the 15th of each month, at the following URL:
<https://www.fdot.gov/construction/fuel-bit/fuel-bit.shtm>.

3. Payment will be based on the quantities shown on the progress estimate on all items for which established standard fuel factors are on a file maintained by DTPW. Payment on progress estimates will be adjusted to reflect adjustments in the prices for diesel in accordance with the following:

- a. When fuel prices have decreased between month of bid and month of this progress estimate:

- 1) $A_i = F_i (P_i - 0.95 P_b)$ during a period of decreasing prices.
- 2) A_i = Total dollar amount - positive or negative - of the cost adjustment for fuel used by the Contractor during the month "i."
- 3) F_i = Total gallons calculated as being used during the month.
- 4) P_i = Average price for fuel prevailing during month "i."
- 5) P_b = Average price for fuel prevailing during the month "b" when bids were received on this Contract.

- b. When fuel prices have increased between month of bid and month of this progress estimate:

- 1) $A_i = F_i (P_i - 1.05 P_b)$ during a period of increasing prices.
- 2) A_i = Total dollar amount - positive or negative - of the cost adjustment for fuel used by the Contractor during the month "i."
- 3) F_i = Total gallons calculated as being used during the month.
- 4) P_i = Average price for fuel prevailing during month "i."
- 5) P_b = Average price for fuel prevailing during the month "b" when bids were received on this Contract

4. Payment will be made on the current progress estimate to reflect the index difference at the time Work was performed.
5. Adjustments will be paid or charged to the Prime Contractor only. Any Contractor receiving an adjustment under this provision shall distribute the proper proportional part of such adjustment to subcontractors who perform applicable Work

G. Bituminous Material

- a. On Contracts having an original Contract Time of more than 365 calendar days, or more than 5,000 tons of asphalt concrete, the Department will adjust the bid unit price for bituminous material, excluding cutback and emulsified asphalt to reflect increases or

decreases in the Asphalt Price Index (API) of bituminous material from that in effect during the month in which bids were received. Contractor will not be given the option of accepting or rejecting this adjustment. Bituminous adjustments will be made only when the current API (CAPI) varies by more than 5% of the API prevailing in the month when bids were received (BAPI), and then only on the portion that exceeds 5%.

- b. The Department will use the API determined by FDOT and available on the FDOT Office of Construction website L:
<https://www.fdot.gov/construction/fuel-bit/fuelbit.shtm>.

- c. Payment on progress estimates will be adjusted to reflect adjustments in the prices for bituminous materials in accordance with the following:

- 1) \$ Adjustment = (ID)(Gallons)
- 2) Where ID = Index Difference = [CAPI - 0.95(BAPI)] when the API has decreased between the month of bid and month of this progress estimate.
- 3) Where ID = Index Difference = [CAPI - 1.05(BAPI)] when the API has increased between the month of bid and month of this progress estimate.
- 4) Payment will be made on the current progress estimate to reflect the index difference at the time work was performed.
- 5) For asphalt concrete items payable by the ton, the number of gallons will be determined assuming a mix design with 6.25 percent liquid asphalt weighing 8.58 lb/gal.
- 6) Asphalt concrete items payable by the square yard will be converted to equivalent tons assuming a weight of 100 lb/yd² per inch.

2. Non-Duplication of Payment: In cases where the basis of payment clause in these Specifications relating to any unit price in the bid schedule requires that the unit price cover and be considered compensation for certain work or material essential to the item, the Department will not measure or pay for this same work or material under any other pay item that may appear elsewhere in these Specifications.

H. Material Adjustments for Aluminum, PVC, and Copper.

1. DTPW will make price adjustments for aluminum, PVC, and copper materials included in the Contract pay item list in accordance with the following procedures:

- a. Prepare separate Contractor's Certification of Quantities for each material invoice month using the FDOT forms for Material Price Adjustment.
<https://www.fdot.gov/construction/material-price-adjustment>.

- b. Submit certifications for materials purchased. Submit certifications for subsequent estimate periods as directed by the Engineer, based on the quantity of each material purchased within the estimate period. Material certifications reflecting quantities beyond the final contract quantity shall not be accepted. Ensure each certification includes the Contract Number, Certification Date and Number, the period the certification represents, and the quantity represented by each invoice for each pay item. Submit material invoices with each certification and clearly identify the following:
 - 1) Pay Item Number
 - 2) Certification Quantity
 - 3) Invoice Number
 - 4) Invoice Date
 - 5) Invoice Quantity
 - 6) Invoice Unit Price
 - 7) Invoice Total
 2. On Contracts with an original Contract Time of more than 120 days, DTPW will adjust the unit price to reflect increases or decreases in material costs from those in effect during the month in which bids were received. The contractor will not be given the option of accepting or rejecting these adjustments. Price adjustments will be made only when the invoice month material price index (IMP) varies by more than 5% from the price index prevailing in the month when the bids were received (BMP), and then only on the portion that exceeds 5%.
 3. DTPW will use factors to determine the percentage of unit price applicable to material only. Price Adjustments will be based on the USDOL monthly Producer Price Index (PPI). The Material Price indices will be available on the FDOT Construction Office website before the 15th of each month at the following website: <https://www.fdot.gov/construction/material-priceadjustment>
 4. Payment on progress estimates will be adjusted to reflect adjustments in the prices for aluminum, PVC, and copper materials in accordance with the following:
 - a. $\$ \text{ Adjustment} = (\text{quantity})(\text{unit price})(\text{material factor})(\text{ID})$
 - b. Where $\text{ID} = \text{Index \% Difference} = [\text{IMP} - 0.95(\text{BMP})] / \text{BMP}$ when the IMP has decreased between the month of bid and the month of material invoice.
 - c. Where $\text{ID} = \text{Index \% Difference} = [\text{IMP} - 1.05(\text{BMP})] / \text{BMP}$ when the IMP has increased between the month of bid and the month of material invoice.
 5. A line-item adjustment will be made on the last progress estimate prior to the final estimate to each applicable pay item to reflect the cumulative value of all Contractor Certification of Quantities submitted throughout the duration of the contract.
6. Adjustments will be paid or charged to the Prime Contractor only. Any Contractor receiving an adjustment under this provision for work performed by a subcontractor shall distribute such adjustment to subcontractors who perform applicable work.
7. DTPW reserves the right to audit the Contractor's records pertaining to the material certifications submitted for this Contract.
 1. Material Adjustments for Steel Guardrail
 1. DTPW will make price adjustments for steel guardrail materials included in the Contract pay item list in accordance with the following procedures:
 2. Prepare separate Contractor's Certification of Quantities for each material invoice month using the FDOT form for Material Price Adjustment. <https://www.fdot.gov/construction/material-price-adjustment>.
 3. Submit certifications for materials purchased. Submit certifications for subsequent estimate periods as directed by the Engineer, based on the quantity of each material purchased within the estimate period. Material certifications reflecting quantities beyond the final contract quantity shall not be accepted. Ensure each certification includes the Contract Number, Certification Date and Number, the period the certification represents, and the quantity represented by each invoice for each pay item. Submit material invoices with each certification and clearly identify the following:
 4. Pay Item Number
 5. Certification Quantity
 6. Invoice Number
 7. Invoice Date
 8. Invoice Quantity
 9. Invoice Unit Price
 10. Invoice Total
 11. On Contracts with an original Contract Time of more than 120 days, DTPW will adjust the unit price to reflect increases or decreases in material costs from those in effect during the month in which bids were received. The contractor will not be given the option of accepting or rejecting these adjustments. Price adjustments will be made only when the invoice month material price index (IMP) varies by more than 5% from the price index prevailing in the month when the bids were received (BMP), and then only on the portion that exceeds 5%.
 12. DTPW will use factors to determine the percentage of unit price applicable to material only. Price Adjustments will be based on the USDOL monthly Producer Price Index (PPI). The Material Price indices will be available on the FDOT Construction Office website before the 15th of each month at the following website: <https://www.fdot.gov/construction/material-price-adjustment>.

13. Payment on progress estimates will be adjusted to reflect adjustments in the prices for aluminum, PVC, and copper materials in accordance with the following:
 - a. $\$ \text{ Adjustment} = (\text{quantity})(\text{unit price})(\text{material factor})(\text{ID})$
 - b. Where $\text{ID} = \text{Index \% Difference} = [\text{IMP} - 0.95(\text{BMP})] / \text{BMP}$ when the IMP has decreased between the month of bid and the month of material invoice.
 - c. Where $\text{ID} = \text{Index \% Difference} = [\text{IMP} - 1.05(\text{BMP})] / \text{BMP}$ when the IMP has increased between the month of bid and the month of material invoice.
14. : A line-item adjustment will be made on the last progress estimate prior to the final estimate to each applicable pay item to reflect the cumulative value of all Contractor Certification of Quantities submitted throughout the duration of the contract.
15. Adjustments will be paid or charged to the Prime Contractor only. Any Contractor receiving an adjustment under this provision for work performed by a subcontractor shall distribute the proper proportional part of such adjustment to subcontractors who perform applicable work.
16. DTPW reserves the right to audit the Contractor's records pertaining to the material certifications submitted for this Contract.

J. Lump Sum Quantities

1. Error in Lump Sum Quantity: Where the Department designates the pay quantity for an item to be a lump sum and the plans show an estimated quantity, the Department will adjust the lump sum compensation only in the event that either Contractor submits satisfactory evidence or the Department determines from satisfactory evidence that a difference exists between the original plan quantity and final quantity of greater than 5 percent.
2. Authorized Changes in Work: Where the Department designates the pay quantity for an item to be a lump sum and the plans show an estimated quantity, the Department will adjust compensation for that item proportionately when an authorized plan change is made which results in an increase or decrease in the quantity of that item. When the plans do not show an estimated plan quantity or the applicable specifications do not provide adjustments for contingencies, the Department will compensate for any authorized plan change resulting in an increase or decrease in the cost of acceptably completing the item by establishing a new unit price through a Change Order.

K. Deleted Work

1. The Department will have the right to cancel the portions of the Contract relating to the construction of any acceptable item therein, by the payment to Contractor of a fair and equitable amount covering all items of cost incurred prior to the date that Engineer cancels the work.

L. Partial Payments

1. General:

- a. Engineer will make partial payments on monthly estimates based on the amount of work that Contractor completes during the month (including delivery of certain materials, as specified herein below). Engineer will make approximate monthly payments, and the Department will correct all partial estimates and payments in the subsequent estimates and in the final estimate and payment.
 - b. The Department will base the amount of such payments on the total value of the work that Contractor has performed to the date of the estimate, based on the quantities completed as determined by Engineer and the Contract prices, less payments previously made and less any retainage withheld.
2. Withholding Payment for Defective Work: If the Department discovers any defective work or material prior to the final acceptance, or if the Department has a reasonable doubt as to the integrity of any part of the completed work prior to final acceptance, then the Department will not allow payment for such defective or questioned work until Contractor has remedied the defect and removed any causes of doubt.

3. Partial Payments for Delivery of Certain Materials:

a. General:

- 1) The Department may allow partial payments for new materials that will be permanently incorporated into the Project and are stockpiled in approved locations in the project vicinity. Stockpile materials so that they will not be damaged by the elements.
- 2) The following conditions apply to all partial payments for stockpiled materials:
 - a) There must be reasonable assurance that the stockpiled material will be incorporated into the Project.
 - b) The stockpiled material must be approved by Engineer as meeting applicable specifications.
 - c) The total quantity for which partial payment is made shall not exceed the estimated total quantity required to complete the Project.
 - d) Contractor must furnish Engineer with copies of certified invoices to document the value of the materials received. The amount of the partial payment will be determined from invoices for the material up to the unit price in the Contract.
 - e) Delivery charges for materials delivered to the jobsite will be included in partial payments if properly documented.
 - f) Partial payments will not be made for materials which were stockpiled prior to award of the Contract for a project.

b. Partial Payment Amounts: The following partial payment restrictions apply:

- 1) Partial payments less than \$5,000 for any one month will not be processed.
- 2) Partial payments for structural steel and precast prestressed items will not exceed 85% of the Contract price for the item. Partial payments for all other items will not exceed 75% of the Contract price of the item in which the material is to be used.
- 3) Partial payment will not be made for aggregate and base course material received after paving or base construction operations begin except when a construction sequence designated by the Department requires suspension of paving and base construction after the initial paving operations, partial payments will be reinstated until the paving and base construction resumes.

4. Certification of Payment to Subcontractors:

- a. The term "subcontractor," as used herein, includes persons or firms furnishing materials or equipment incorporated into the work or stockpiled for which the Department has made partial payment and firms working under equipment-rental agreements. Contractor is required to pay all subcontractors for satisfactory performance of their Contracts before the Department will make a further progress (partial) payment. Contractor shall also return all retainage withheld to the subcontractors within 30 days after the subcontractor's work is satisfactorily complete, as determined by the Department. Prior to receipt of any progress (partial) payment, Contractor shall certify that all subcontractors having an interest in the Contract were paid for satisfactory performance of their contracts and that the retainage is returned to subcontractors within 30 days after satisfactory completion of the subcontractor's work. Provide this certification in the form designated by the Department.
- b. Within 30 days of Contractor's receipt of the final progress payment or any other payments thereafter, except the final payment, Contractor shall pay all subcontractors and suppliers having an interest in the Contract for all work completed and materials furnished. The Department will honor an exception to the above when Contractor demonstrates good cause for not making any required payment and furnishes written notification of any such good cause to both the Department and the affected subcontractors or suppliers within said 30-day period.

M. Record of Construction Materials

1. General: For all construction materials used in the construction of the Project, (except materials for materially generally classed as non-commercial), preserve for the Department's inspection the invoices and records of the materials for a period of five years from the date of completion of the Project. Apply this requirement when subcontractors purchase materials, and obtain the invoices and other materials records from the subcontractors. By providing the materials, Contractor certifies that all invoices will be maintained for the required period.

N. Recovery Rights, Subsequent to Final Payment

1. The Department reserves the right, if it discovers an error in the partial or final payments, or if it discovers that Contractor performed defective work or used defective materials, after the final payment has been made, to claim and recover from Contractor or his surety, or both, by process of law, such sums as may be sufficient to correct the error or make good the defects in the work and materials.
2. Retain all records pertaining to the Project for a period of five years from the date of Engineer's final acceptance of the Project and final payment, or greater if required by record retention laws. Upon request, make all such records available to the Department or its representative. For the purpose of this Article, records include all books of account, supporting documents, and papers that the Department deems necessary to ensure compliance with the Contract provisions.

CONSTRUCTION SPECIFICATIONS

SPECIFICATIONS
TABLE OF CONTENTS

DIVISION 100 GENERAL CONSTRUCTION OPERATIONS

101	MOBILIZATION (REV. 03-12-2013).....	1
	A. Description.	1
	B. Basis of Payment.	1
102	MAINTENANCE OF TRAFFIC (REV. 12-15-2015).....	1
	A. Description.	1
	B. Materials.	2
	C. Worksite Traffic Supervisor.	2
	D. Submittals.	2
	E. Traffic Control.....	3
	F. Detours.	4
	G. Traffic Control Officer.	5
	H. Driveway Maintenance.	5
	I. Temporary Traffic Control Devices.	5
	J. Work Zone Pavement Marking.....	8
	K. Method of Measurement.	8
	L. Submittals.	10
	M. Basis of Payment.	11
104	PREVENTION, CONTROL, AND ABATEMENT OF EROSION AND WATER POLLUTION (REV. 01-09-12).....	12
	A. Description.	12
	B. General.	12
	C. Control of Contractor's Operations Which May Result in Water Pollution.	13
	D. Materials for Temporary Erosion Control.	13
	E. Erosion Control Plan.	13
	F. Construction Requirements.....	14
	G. Maintenance of Erosion and Sediment Control Features.	16
	H. Protection During Suspension of Contract Time.	16
	I. Method of Measurement.	16
	J. Basis of Payment.	16
105	CONTRACTOR QUALITY CONTROL GENERAL REQUIREMENTS (REV. 08-23-12)	16
	A. General.	16
	B. Guidelines for Development of the CQCP	17
	C. Quality Control Plan Submittal.	18
	D. Quality Control Documentation.	18
	E. Contractor Certification of Compliance.	19
	F. Personnel Qualifications.	19
	G. FDOT Quality Control Program.....	24
107	LITTER REMOVAL AND MOWING (REV. 11-25-2015).....	24
	A. Description.	24
	B. Operation.	24
	C. Method of Measurement.	25
	D. Basis of Payment.	25
110	CLEARING AND GRUBBING (REV. 05-16-11).....	25
	A. General.	25
	B. Clearing and Grubbing:.....	25

C. Ownership of Materials	27
D. Disposal of Materials.	27
E. Method of Measurement	28
F. Basis of Payment	29
120 EARTHWORK AND RELATED OPERATIONS	30
A. Description	30
B. Classes of Excavation.	30
C. Excavation Requirements.....	30
D. Disposal of Surplus and Unsuitable Material.	31
E. Materials for Embankment	31
F. Embankment Construction.	32
G. Compaction Requirements.....	33
H. Backfilling Around Structures and Pipe.	33
I. Acceptance Program.	35
J. Maintenance and Protection of Work.....	35
K. Construction.....	35
L. Method of Measurement	36
M. Basis of Payment	36

DIVISION 200 BASE COURSE

200 LIMEROCK BASE (REV. 08-23-12)	37
A. Description	37
B. Materials.	37
C. Equipment.....	37
D. Transporting Rock.	37
E. Spreading Rock	37
F. Compacting and Finishing Base	38
G. Acceptance Criteria:	38
H. Priming and Maintaining.	40
I. Thickness of Base.	41
J. Method of Measurement	41
K. Basis of Payment	41

DIVISION 300 BITUMINOUS TREATMENTS SURFACE COURSES AND CONCRETE PAVEMENT

344 PORTLAND CEMENT CONCRETE (REV. 10-26-11).....	42
A. Description	42
B. Materials.	42
C. Production, Mixing and Delivery of Concrete.....	42
D. Acceptance of the Work.....	44
E. Method of Measurement	44
F. Basis of Payment	44

101 MOBILIZATION (REV. 03-12-2013)

A. Description.

1. Perform preparatory work and operations in mobilizing for beginning work on the Project, including, but not limited to, those operations necessary for the movement of personnel, equipment, supplies, and incidentals to the project site(s) and for the establishment of temporary offices, buildings, safety equipment and first aid supplies, and sanitary and other facilities.
2. Include the costs of bonds and any required insurance and any other preconstruction expense necessary for the start of the work, excluding the cost of construction materials.

B. Basis of Payment.

1. When No Separate Item for Mobilization is Included in the Contract:
 - a. All work and incidental costs specified as being covered under this Article will be included for payment under the several scheduled items of the overall Contract, and no separate payment will be made therefore.
2. When a Separate Pay Item for Mobilization is Included in the Contract:
 - a. The work and incidental costs specified as being covered under this Article will be paid for at the Contract lump sum price for the Mobilization pay item, after an executed Notice to Proceed has been issued, by partial payments made in accordance with the following:
 - 1) For contracts of 120 contract days duration or less, partial payment will be made at 50% of the bid price per month for the first two months. For contracts in excess of 120 contract days duration, partial payment will be made at 25% of the bid price per month for the first four months. In no event shall more than 50% of the bid price be paid prior to commencing construction on the project site.
 - 2) Total partial payments for Mobilization on any project, including when more than one project or job is included in the Contract, will be limited to 10% of the original Contract amount for that project. Any remaining amount will be paid upon completion of all work on the Contract.
 - 3) Retainage, as specified in the Contract Documents, will be applied to all partial payments.
 - 4) Partial payments made on this Subarticle will in no way act to preclude or limit any of the provisions for partial payments otherwise provided for by the Contract.

3. Basis of Payment:

a. Payment will be made under:

Item #	Description	Unit
101-1-A	Mobilization	Lump Sum

102 MAINTENANCE OF TRAFFIC (REV. 12-15-2015)

A. Description.

1. General:

- a. Maintain, for the duration of the construction period including any temporary suspensions of the Work, all traffic including pedestrian traffic within the limits of the Project starting the day work begins on the Project or the first day Contract time is charged, or on the day work begins on the work order, whichever is earlier .
- b. Construct and maintain detours.
- c. Provide facilities for access to residences, businesses, etc., along the Project.
- d. Furnish, install and maintain traffic control and safety devices during construction in accordance with FDOT Index 600 Series of the FDOT Design Standards, or as directed by Engineer. MOT includes all facilities, devices and operations as required for safety and convenience of the public within the work zone. Provide pickup, removal and disposal of litter and mow turf or vegetation within the MOT limits as required by Article 107.
- e. Furnish and install work zone pavement markings for maintenance of traffic (MOT) in construction areas.
- f. Provide any other special requirements for safe and expeditious movement of traffic specified in the Plans or directed by Engineer.

2. Unless otherwise directed by Engineer or required by the Contract Documents, do not maintain traffic over those portions of the Project where no work is to be accomplished or where construction operations will not affect existing roads including sidewalks.
3. Do not obstruct or create a hazard to any traffic during the performance of the Work and repair any damage to existing pavement open to traffic.
4. Traffic may be detoured only upon approval by the County Engineer. Contractor must submit for review and approval an updated MOT plan prior to closure of any roads.
5. The Department may temporarily suspend all activities, except traffic, erosion control and such other activities that are necessary for project maintenance and safety, for failure to comply with these provisions.
6. Due to traffic congestion, work hours other than normal established hours may be required by the Engineer. In the case of extreme traffic or weather conditions, Contractor may be required to remove their operation from the roadway and/or right of way, at the discretion of the Engineer or the Traffic Control Officer at no additional compensation.

B. Materials.

1. Meet the following requirements:

Bituminous Adhesive	FDOT Section 970
Temporary Retroreflective Markers	FDOT Section 990
Paint	FDOT Section 971
Removable Tape	FDOT Section 990
Glass Spheres	FDOT Section 971
Temporary Traffic Control Device Materials	FDOT Section 990
Retroreflective and Nonreflective Sheeting for Temporary Traffic Control Devices	FDOT Section 994

2. Temporary Traffic Control Devices: Use only the materials meeting the requirements of FDOT Section 990, FDOT Section 994, FDOT Design Standards and the Manual on Uniform Traffic Control Devices (MUTCD).
3. Detour: Provide all materials for the construction and maintenance of all detours.
4. Commercial Materials for Driveway Maintenance: Provide materials of the type typically used by FDOT for roadway base construction, including reclaimed asphalt pavement material, and having stability and drainage properties that will provide a firm surface under wet conditions.

C. Worksite Traffic Supervisor.

1. Provide a worksite traffic supervisor meeting the requirements of Article 105. Provide the worksite traffic supervisor with all equipment and materials needed to set up, take down, maintain traffic control, and handle traffic-related situations.
2. Ensure that the worksite traffic supervisor performs the following duties:
 - a. On site direction of all traffic control on the Project.
 - b. Is on site during all MOT set up and take down and performs a drive through inspection immediately after set up.
 - c. Is on site during all nighttime operations to ensure proper MOT.
 - d. Immediately corrects all safety deficiencies and does not permit minor deficiencies that are not immediate safety hazards to remain uncorrected for more than 24 hours.
 - e. Is available on a 24 hour per day basis and present within 45 minutes after notification of an emergency situation and is prepared to positively respond to repair the work zone traffic control or to provide alternate traffic arrangements.
 - f. Conducts daily daytime and weekly nighttime inspections of projects with predominately daytime work activities, and daily nighttime and weekly daytime inspections of projects with predominantly nighttime work activities of all traffic control devices, traffic flow, pedestrian, bicyclist, and business accommodations.

Advise Engineer and the Project personnel of the schedule of these inspections and give them the opportunity to join in the inspection as is deemed necessary.

3. The Department may disqualify and remove from the Project a worksite traffic supervisor who fails to comply with the provisions of this Article.

D. Submittals

1. Traffic Control Plan

- a. Submit at Contractor's own expense a Traffic Control Plan (TCP) for approval by the County when a final TCP was not provided by the County as part of the original Contract Documents. Sequence the Work in a manner that will minimize disruption of vehicular and pedestrian access through and around the Project's construction area(s).
- b. The TCP must detail procedures and protective measures proposed by Contractor to provide for protection and control of traffic affected by the Work consistent with the following applicable standards:
 - 1) The Contract Documents;
 - 2) "Manual on Uniform Traffic Control Devices for Streets and Highways" (MUTCD) and subsequent revisions and addendums, as published by the U.S. Department of Transportation, Federal Highway Administration;
 - 3) The 600 Series indices of the FDOT Design Standards for Design, Construction, Maintenance and Utility Operations on the State Highway System; and
 - 4) The Miami-Dade County Public Works Manual.
- c. All references to the respective agencies in the above referenced standards shall be construed to also include more stringent requirements of the jurisdictional municipality as applicable for this Work.
- d. The TCP must be signed and sealed by a Professional Engineer registered in the state of Florida and shall include proposed locations and time durations of the following, as applicable:
 - 1) Pedestrian and public vehicular traffic routing.
 - 2) Lane and sidewalk closures, other traffic blockage and lane restrictions and reductions anticipated to be caused by construction operations. Show and describe the proposed location, dates, hours and duration of closure, vehicular and pedestrian traffic routing and management, traffic control devices for implementing pedestrian and vehicular movement around the closures, and details of barricades.
 - 3) Location, type and method of shoring to provide lateral support to the side of an excavation or embankment parallel to an open travel-way.
 - 4) Allowable on-street parking within the immediate vicinity of worksite.
 - 5) Access to buildings immediately adjacent to worksite.

- 6) Driveways blocked by construction operations.
 - 7) Temporary traffic control devices, temporary pavement striping and marking of streets and sidewalks affected by construction
 - 8) Temporary commercial and industrial loading and unloading zones.
 - 9) Construction vehicle reroutes, travel times, staging locations, and number and size of vehicles involved.
- e. Obtain and submit prior to erection, or otherwise impacting traffic, all required permits from all authorities having jurisdiction, including the Department, if applicable.
2. Alternative Traffic Control Plan.
 - a. Where a TCP is provided by the County with the Contract Documents, Contractor may still propose an alternative TCP to the plan presented in the Contract Documents. Prepare the TCP in conformance with the requirements stipulated in this Specification and in the form outlined in the current version of FDOT's Plans Preparation Manual. Indicate in the plan a TCP for each phase of activities. Have Contractor's Engineer of Record sign and seal the alternative plan. Take responsibility for identifying and assessing any potential impacts to a utility that may be caused by the alternate TCP proposed by Contractor and
 - b. notify the Department in writing of any such potential impacts to utilities.
 - c. Engineer's approval of the alternate TCP does not relieve Contractor of sole responsibility for all utility impacts, costs, delays or damages, whether direct or indirect, resulting from Contractor initiated changes in the design or construction activities from those in the original Contract Specifications, Design Plans (including TCPs) or other Contract Documents and which effect a change in utility work different from that shown in the Utility Plans, joint project agreements or utility relocation schedules.
 - d. The Department reserves the right to reject any alternative TCP. Obtain Engineer's written approval before beginning work using an alternate TCP. Engineer's written approval is required for all modifications to the TCP. Engineer will only allow changes to the TCP in an emergency without the proper documentation.
 3. Comprehensive Weekly Report:
 - a. Submit to Engineer a comprehensive weekly report of the daily inspections performed and detailing the condition of all traffic control devices (including pavement markings) being used.
 - b. Include assurances in the report that pedestrians are accommodated with a safe, accessible travel path around work sites separated from mainline traffic in compliance with the Americans with Disabilities Act (ADA) Standards for Transportation Facilities, that existing or detoured bicyclist paths are being maintained satisfactorily throughout the Project limits, and that existing businesses in work areas are being provided with adequate entrances for vehicular and pedestrian traffic during business hours.
 - c. When deficiencies are found, the worksite traffic supervisor is to note such deficiencies and include the proposed or implemented corrective actions, including the date corrected.
 - d. Have the worksite traffic supervisor sign the report and certify that all of the above issues are being handled in accordance with the Contract Documents.
 - E. Traffic Control.
 1. Standards: FDOT Design Standards are the minimum standards for the use in the development of all TCPs. The MUTCD, Part VI is the minimum national standard for traffic control for highway construction, maintenance, and utility operations. Follow the basic principles and minimum standards contained in these documents for the design, application, installation, maintenance, and removal of all traffic control devices, warning devices and barriers which are necessary to protect the public and workers from hazards within the Project limits.
 2. Maintenance of Roadway Surfaces:
 - a. Maintain all lanes that are being used for the MOT, including those on detours and temporary facilities, under all weather conditions. Keep the lanes reasonably free of dust, potholes and rutting. Provide the lanes with the drainage facilities necessary to maintain a smooth riding surface under all weather conditions.
 3. Number of Traffic Lanes:
 - a. Maintain one lane of traffic in each direction.
 - b. Maintain two lanes of traffic in each direction at existing four (or more) lane cross roads, where necessary to avoid undue traffic congestion.
 - c. Construct each lane used for MOT at least as wide as the traffic lanes existing in the area before commencement of construction.
 - d. Do not allow traffic control and warning devices to encroach on lanes used for MOT.
 - e. Engineer may allow Contractor to restrict traffic to one-way operation for short periods of time provided that Contractor employs adequate means of traffic control and does not unreasonably delay traffic. When a construction activity requires restricting traffic to one-way operations, locate the flaggers within view of each other when possible. When visual contact between flaggers is not possible, equip them with 2-way radios, official, or pilot vehicles, or use traffic signals.
 4. Crossings and Intersections:
 - a. Provide and maintain adequate accommodations for intersecting and crossing traffic. Do not block or unduly restrict any road or street crossing the Project unless approved by Engineer. Before beginning any construction, provide Engineer the names and phone numbers of persons that can be contacted when signal operation malfunctions.
 5. Access for Residences and Businesses: Provide continuous access to all residences and all places of business.

6. Protection of the Work from Injury by Traffic: Where traffic would be injurious to a base, surface course, or structure constructed as a part of the work, maintain all traffic outside the limits of such areas until the potential for injury no longer exists.
 7. Flagger: Provide trained flaggers in accordance with Article 105.
 8. Conflicting Pavement Markings:
 - a. Where the lane use or where normal vehicle or pedestrian paths are altered during construction, remove all pavement markings (paint, tape, thermoplastic, raised pavement markers, etc.) that will conflict with the adjusted vehicle or pedestrian paths. Use of paint to cover conflicting pavement markings is prohibited. Remove conflicting pavement markings using a method that will not damage the surface texture of the pavement and which will eliminate the previous marking pattern regardless of weather and light conditions.
 - b. Remove all pavement markings that will be in conflict with "next phase of operation" vehicle pedestrian paths as described above, before opening to vehicle traffic or use by pedestrians.
 - c. Cost for removing conflicting pavement markings (paint, tape, thermoplastic, raised pavement markers, etc.) to be included in the Project costs for Maintenance of Traffic (General).
 9. Vehicle and Equipment Visibility:
 - a. Equip all pickups and automobiles used on the Project with a minimum of one Class 2 amber or white warning light that meets the Society of Automotive Engineers Recommended Practice SAE J595, dated November 1, 2008, or SAE J845, dated December 1, 2007, and incorporated herein by reference. Existing lights that meet SAE J845, dated March, 1992, or SAE J1318, dated April, 1986, may be used to its end of service life. Warning lights shall be a high intensity amber or white rotating, flashing, oscillating or strobe light. Lights should be unobstructed by ancillary vehicle equipment such as ladders, racks or booms. If the light is obstructed, additional lights will be required. The lights shall be operating when a vehicle is in a work area where a potential hazard exists, when operating the vehicle at less than the average speed for the facility while performing work activities, making frequent stops or called for in the Plans or FDOT Design Standards.
 - b. Equip all other vehicles and equipment with a minimum of 4 square feet of retroreflective sheeting or flashing lights.
 - c. To avoid distraction to motorists, do not operate the lights on the vehicles or equipment when the vehicles are outside the clear zone or behind a barrier.
 10. No Waiver of Liability: Conduct operations in such a manner that no undue hazard results due to the requirements of this Article. The procedures and policies described herein in no way acts as a waiver of any terms of the liability of Contractor or his surety.
- F. Detours.
1. General: Construct and maintain detour facilities wherever it becomes necessary to divert traffic from any existing roadway or bridge, or wherever construction operations block the flow of traffic.
 2. Construction: Plan, construct, and maintain detours for the safe passage of traffic in all conditions of weather. Provide the detour with all facilities necessary to meet this requirement. Where pedestrian facilities are detoured, blocked or closed during the work, provide safe alternate accessible routes through or around the work zone meeting the requirements of the ADA Standards for Transportation Facilities.
 3. Construction Methods: Select and use construction methods and materials that provide a stable and safe detour facility. Construct the detour facility to have sufficient durability to remain in good condition, supplemented by maintenance, for the entire period that the detour is required.
 4. Removal of Detours: Remove detours when they are no longer needed and before the Contract is completed. Take ownership of all materials from the detour and dispose of them, except for the materials on loan from the Department with the stipulation that they are returned.
 5. Detours Over Existing Roads and Streets: When the Department specifies that traffic be detoured over roads or streets outside the Project area, do not maintain such roads or streets. However, maintain all signs and other devices placed for the purpose of the detour.
 6. Operation of Existing Movable Bridges:
 - a. At the pre-construction meeting, the Engineer and the Contractor will select a date for the County to turn over the bridge maintenance and operations responsibilities. In the event that this date is not discussed, the Contractor will take full responsibility at the NTP date.
 - b. In addition to bridge maintenance responsibilities during the duration of the project, Contractor is responsible for having qualified and sufficient number of bridge operators to be able to operate the bridge in accordance USCG regulations – specifically, Title 33- Navigation and Navigable Waters, Chapter I - U.S. Coast Guard, Department of Homeland Security, Subchapter J-Bridges, Part 117--Drawbridge Operation Regulations, Subpart B--Specific Requirements § 117.5.
 - c. County's bridge operators are scheduled as follows:

1st Shift:	12am to 8am
2nd Shift:	8am to 4pm
3rd Shift:	4pm to 12am
 - d. This allows the bridge to be operational on a 7 days/week, 365 days per year basis.
 - e. When removing bridges: Once the bridge is removed Contractor is relieved of this responsibility; however, upon completion of the construction of the new bridge and until the new bridge is officially returned to the County, the contractor is obligated to operate the bridge in accordance with the established USCG regulation.
 - f. Make immediate repairs of any damage to such structures caused by use or operations related to the

work at no expense to the County, but do not provide routine repairs or maintenance. In the event that use or operations result in damage to a bridge requiring repairs, give such repairs top priority to any equipment, material, or labor available.

G. Traffic Control Officer.

1. Provide uniformed law enforcement officers, including marked law enforcement vehicles, to assist in controlling and directing traffic in the work zone as required by Engineer and when the following types of work is necessary on projects:
 - a. Directing traffic/overriding the signal in a signalized intersection.
 - b. When FDOT Design Standards, Index No. 655 Traffic Pacing for overhead work is called for in the Plans or approved by Engineer.
 - c. When pulling conductor/cable above an open traffic lane on limited access facilities, when called for in the Plans or approved by Engineer.
 - d. When FDOT Design Standards, Index No. 625 Temporary Road Closure 5 Minutes or Less is used.

H. Driveway Maintenance.

1. General: Ensure that each residence and business has safe, stable, and reasonable access.
2. Construction Methods:
 - a. Place, level, manipulate, compact, and maintain the material, to the extent appropriate for the intended use.
 - b. As permanent driveway construction is accomplished at a particular location, Contractor may salvage and reuse previously placed materials that are suitable for reuse on other driveways.

I. Temporary Traffic Control Devices.

1. Installation and Maintenance:
 - a. Install and maintain temporary traffic control devices as detailed in the Plans, Index 600 of the FDOT Design Standards and when applicable, in accordance with the approved vendor drawings, as provided on FDOT's Approved Products List (APL) and the TSSQPL. Erect the required temporary traffic control devices to prevent any hazardous conditions and in conjunction with any necessary traffic re-routing to protect the traveling public, workers, and to safeguard the work area. Use only those devices that are on the FDOT APL and the TSSQPL. Immediately remove or cover any devices that do not apply to existing conditions.
 - b. All temporary traffic control devices must meet the requirements of National Cooperative Highway Research Program Report 350 (NCHRP 350) or the Manual for Assessing Safety Hardware 2009 (MASH) and current FHWA directives.
 - c. For devices requiring field assembly or special site preparation, vendor drawings shall include all field assembly details and technical information necessary for proper application and installation and must be

signed and sealed by a Professional Engineer registered in the State of Florida.

- d. Ensure that the FDOT APL number is permanently marked on the device at a readily visible location. Sheeting used on devices is exempt from this marking requirement.
- e. Notify Engineer of any scheduled operation which will affect traffic patterns or safety sufficiently in advance of commencing such operation to permit his review of the plan for the proposed installation of temporary traffic control devices.
- f. Ensure an employee is assigned the responsibility of maintaining the position and condition of all temporary traffic control devices throughout the duration of the Contract. Keep Engineer advised at all times of the identification and means of contacting this employee on a 24 hour basis.
- g. Keep temporary traffic control devices in the correct position, properly directed, clearly visible and clean, at all times. Ensure that all traffic control devices meet acceptable standards as outlined in American Traffic Safety Services Association (ATSSA) "Quality Guidelines for Temporary Traffic Control Devices and Features". Immediately repair, replace or clean damaged, defaced or dirty devices. Traffic control devices shall not be cleaned while installed/used. Use of warning lights on any temporary traffic control device is prohibited.

2. Work Zone Signs:

- a. Furnish, install, maintain, remove and relocate signs in accordance with the Plans and FDOT Design Standards, Index No. 600. Use signs that meet the material and process requirements of FDOT Section 994. Use Type IV sheeting for fluorescent orange work zone signs. Roll-up signs must meet the requirements of Type VI sheeting. Use Type IV or Type XI sheeting for all other work zone signs. Attach the sign to the sign support using hardware meeting the manufacturer's recommendations on the FDOT APL vendor drawings or as specified in the FDOT Design Standards.

1) Post Mounted Signs:

- a) Meet the requirements of FDOT Section 990-8.

2) Portable Signs:

- a) Use only approved systems, which includes sign stands and attachment hardware (nuts, bolts, clamps, brackets, braces, etc.), meeting the vendor requirements specified on the FDOT APL drawings.
- b) Provide Federal Highway Administration's (FHWA) accepted sign substrate for use with accepted sign stands on the National Highway System (NHS) under the provisions of the NCHRP Report 350 "Recommended Procedures for the Safety Performance Evaluation of Highway Features."

3) Barrier Mounted Signs:

- a) When post mounting criteria cannot be achieved in accordance with FDOT Design Standards, Index No. 600 and a barrier or traffic railing

exists, use temporary sign criteria provided in FDOT Design Standards, Index No. 11871.

3. Business Signs:

- a. Provide and place signs in accordance with the Plans and FDOT Design Standards, Index No. 600 series. Furnish signs having retroreflective sheeting meeting the requirements of FDOT Section 990.

4. High Intensity Flashing Lights:

- a. Furnish Type B lights in accordance with the Plans and FDOT Design Standards.

5. Warning/Channelizing Devices:

- a. Furnish warning/channelizing devices in accordance with the Plans and FDOT Design Standards.
- b. Retroreflective Collars for Traffic Cones:

- 1) Use collars for traffic cones listed on the FDOT APL that meets the requirements of FDOT Section 990. Use cone collars at night designed to properly fit the taper of the cone when installed. Place the upper 6 inch collar a uniform 3-1/2 inches distance from the top of the cone and the lower 4 inch collar a uniform 2 inches distance below the bottom of the upper 6 inch collar. Ensure that the collars are capable of being removed for temporary use or attached permanently to the cone in accordance with the manufacturer's recommendations. Provide a white sheeting having a smooth outer surface and that has the property of a retroreflector over its entire surface.

c. Barrier Wall (Temporary):

- 1) Furnish, install, maintain, remove and relocate a temporary barrier wall in accordance with the Plans. Ensure that temporary concrete barrier wall for use on roadway sections, complies with FDOT Design Standards, Index Nos. 412, 415 or 414 as specified in the Plans. Ensure that temporary concrete barrier wall for use on bridge and wall sections, complies with FDOT Design Standards, Index No 414 as specified in the Plans.
- 2) Ensure that temporary water filled barrier wall used on roadway sections meets the NCHRP Report 350 criteria or the MASH and is listed on the FDOT APL. Barriers meeting the requirements of FDOT Design Standards, Index Nos. 412, 415 or temporary water filled barriers on the FDOT APL will not be accepted as an alternate to barriers meeting the requirements of FDOT Design Standards, Index No. 414.
- 3) Trailer mounted barriers listed on the FDOT APL may be used at the option of the Contractor. Trailer mounted barriers listed on the FDOT APL must have an FHWA eligibility letter and be successfully crash tested in accordance with MASH TL-3 criteria. All trailer mounted barriers must be equipped with an FDOT APL listed truck mounted attenuator, an FDOT APL listed vehicle mounted arrow board and vehicle warning lights in accordance with this Article
- 4) Temporary Barrier Wall Meeting the Requirements of Design Standards, Index Nos. 412 and 414:

- a) Ensure the marking requirements of the respective Index are met.

5) Proprietary Precast Temporary Barrier Wall Fabricated prior to 2005:

- a) Contractor must submit a certification stating that all unmarked barrier wall units meet the requirements of the Specifications and the FDOT Design Standards. Certifications will be project specific and non-transferable

6) Proprietary Precast Temporary Barrier Wall Fabricated in 2005 or later:

- a) Ensure each wall unit has permanent clear markings, showing the manufacture date, serial number, manufacturer's name or symbol, and the FDOT APL number. Label the markings on a plate, plaque, or cast in the unit. Proprietary barrier wall fabricated prior to 2016 and marked with the "INDX 521" in lieu of the FDOT APL number will be permitted.

7) Glare Screen (Temporary):

- a) Use temporary glare screens listed on the FDOT APL that meet the requirements of FDOT Section 990. Furnish, install, maintain, remove and relocate glare screen systems in conjunction with temporary barrier wall at locations identified in the Plans.
- b) Ensure the anchorage of the glare screen to the barrier is capable of safely resisting an equivalent tensile load of 600 pounds per foot of glare screen, with a requirement to use a minimum of three fasteners per barrier section.
- c) When glare screen is utilized on temporary barrier wall, warning lights will not be required.

8) Longitudinal Channelizing Devices (LCDs):

- a) Furnish LCDs in accordance with the Plans and FDOT Design Standards. LCDs are categorized as vehicular or pedestrian and shall be interlocked. For LCDs requiring internal ballasting, an indicator that clearly identifies the proper ballast level will be required.
- b) Use alternating orange and white pattern for solid color vehicular LCDs. Vehicular LCDs may be substituted for drums, vertical panels, or barricades.

6. Temporary Crash Cushion (Redirective/Gating):

- a. Furnish, install, maintain and subsequently remove temporary crash cushions in accordance with the details and notes shown in the Plans, the FDOT Design Standards, and requirements of the pre-approved alternatives listed on the FDOT APL.
- b. Maintain the crash cushions until their authorized removal. Repair all attachment scars to permanent structures and pavements after crash cushion removal. Make necessary repairs due to defective material, work, or Contractor operations at no cost to the Department.

- c. Restore crash cushions damaged by the traveling public within 24 hours after notification as authorized by Engineer.
7. Guardrail (Temporary):
- a. Furnish guardrail (temporary) in accordance with the Plans and Design Standards. Meet the requirements of Article 536.
8. Arrow Board:
- a. Furnish arrow boards that meet the requirements of FDOT Section 990 as required by the Plans and Design Standards to advise approaching traffic of lane closures or shoulder work.
 - b. Type B arrow boards may be used on low to intermediate speed (0 mph to 50 mph) facilities or for maintenance or moving operations on any speed facility.
 - c. Type C arrow boards shall be used for all other operations on high-speed (50 mph and greater) facilities and may be substituted for Type B arrow boards on any speed facility.
9. Portable Changeable Message Sign (PCMS):
- a. Furnish PCMSs or truck mounted changeable message signs that meet the requirements of FDOT Section 990 as required by the Plans and FDOT Design Standards to supplement other temporary traffic control devices used in work zones.
10. Portable Regulatory Signs (PRS):
- a. Furnish PRSs that meet the requirements of FDOT Section 990 as required by the Plans and FDOT Design Standards.
 - b. Activate portable regulatory signs only during active work activities and deactivate when no work is being performed.
11. Radar Speed Display Unit (RSDU):
- a. Furnish RSDUs that meet the requirements of FDOT Section 990 as required by the Plans and FDOT Design Standards to inform motorists of the posted speed and their actual speed.
 - b. Activate the radar speed display unit only during active work activities and deactivate when no work is being performed.
12. Temporary Signalization and Maintenance:
- a. Provide temporary signalization and maintenance at existing, temporary, and new intersections including but not limited to the following:
 - 1) Installation of temporary poles and span wire assemblies as shown in the Plans,
 - 2) Temporary portable traffic signals as shown in the Plans,
 - 3) Adding or shifting signal heads,
 - 4) Trouble calls,
 - 5) Maintaining intersection and coordination timing and preemption devices.
 - b. Restore any loss of operation within 12 hours after notification.
 - c. Provide traffic signal equipment that meets the requirements of Article 603 of FDOT Design Standards. Engineer may approve used signal equipment if it is in acceptable condition. Replacement components for traffic signal cabinet assemblies will be provided by the maintaining agency.
13. Temporary Traffic Detection and Maintenance:
- a. Provide temporary traffic detection and maintenance at existing, temporary, and new signalized intersections. Provide temporary traffic detection equipment listed on the FDOT APL. Restore any loss of detection within 12 hours. Ensure 90% accuracy per signal phase, measured at the initial installation and after any lane shifts, by comparing sample data collected from the detection system with ground truth data collected by human observation. Collect the sample and ground truth data for a minimum of five minutes during a peak and five minutes during an off-peak period with a minimum three detections for each signal phase. Perform the test in the presence of Engineer.
14. Truck Mounted Attenuators and Trailer Mounted Attenuators:
- a. Furnish, install and maintain only those attenuators that meet the requirements of NCHRP 350 or the MASH.
 - b. Use truck mounted attenuators or trailer mounted attenuators, when called for in the FDOT Design Standards. Use attenuators listed on the FDOT APL.
 - c. When attenuators are called for, use either a truck mounted attenuator or a trailer mounted attenuator system designed and installed in accordance with the manufacturers recommendations.
 - d. Equip the attenuator cartridge with lights and reflectors in compliance with applicable Florida motor vehicle laws, including turn signals, dual tail lights, and brake lights. Ensure that lights are visible in both the raised and lowered positions if the unit is capable of being raised.
 - e. Install either alternating black with yellow or white with orange sheeting on the rear of trailer mounted attenuators and on truck mounted attenuators, in both the operating and raised position. Use Type III (work zone) or Type IV sheeting consisting of 4 or 6 inch wide stripes installed to form chevrons that point upward. All sheeting except black shall be retroreflective.
 - f. Attenuators will not be paid for separately. Include the cost of the truck with either a truck mounted attenuator or a trailer mounted attenuator under Maintenance of Traffic (General). Payment includes all costs, including furnishing, maintaining and removal when no longer required, and all materials, labor, tools, equipment and incidentals required for attenuator maintenance.
15. Temporary Raised Rumble Strip Sets:
- a. When called for in the Plans, furnish, install, maintain, remove, and reinstall temporary raised rumble strip sets.
 - b. Install the temporary raised rumble strip sets per the manufacturer's recommendations and in accordance with FDOT Design Standards, Index No. 603.

- c. The temporary raised rumble strip may be either a removable polymer striping tape or a molded engineered polymer material.

16. Automated Flagger Assistance Devices (AFAD):

- a. Furnish, install, maintain, remove and relocate AFADs in accordance with the Plans and FDOT Design Standards. Position AFADs where they are clearly visible to oncoming traffic and out of the lane of traffic. The devices may be operated either by a single flagger at one end of the traffic control zone, from a central location, or by a separate flagger near each device's location.
- b. AFADs may be either a remotely controlled Stop/Slow AFAD mounted on either a trailer or a movable cart system, or a remotely controlled Red/Yellow Lens AFAD.
- c. AFADs will not be paid for separately. AFADs may be used as a supplement or an alternate to flaggers in accordance with FDOT Index 603. Include the cost for AFADs in Maintenance of Traffic (General).

17. Temporary Lane Separator:

- a. Furnish, install, maintain, remove and relocate temporary lane separator in accordance with the Plans and FDOT Design Standards, Index No 600.
- b. Anchor the portable temporary lane separator with a removable anchor bolt. Use epoxy on bridge decks where anchoring is not allowed. Remove the epoxy from the bridge deck by hydroblasting or other method approved by Engineer.

J. Work Zone Pavement Marking.

1. Description:

- a. Furnish and install work zone pavement markings for MOT in construction areas and in close conformity with the lines and details shown in the Plans and FDOT Design Standards.
- b. Centerlines, lane lines, edge lines, stop bars and turn arrows will be required in work zones prior to opening the road to traffic.
- c. The most common types of work zone pavement markings are painted pavement markings and removable tape. Other types of work zone pavement markings may be identified in the Plans.

2. Painted Pavement Markings:

- a. General: Use painted pavement markings meeting the requirements of Article 710. Use standard waterborne paint unless otherwise identified in the Plans or approved by Engineer.

3. Removable Tape:

- a. General: Use removable tape listed on the FDOT APL and meeting the requirements of FDOT 990-4.
- b. Application: Apply removable tape with a mechanical applicator to provide pavement lines that are neat, accurate and uniform. Equip the mechanical applicator with a film cut-off device and with measuring devices that automatically and accumulatively measure the length of each line placed within an accuracy tolerance

of plus or minus 2%. Ensure removable tape adheres to the road surface. Removable tape may be placed by hand on short sections, 500 feet or less, if it is done in a neat accurate manner.

- c. Retroreflectivity: Apply white and yellow traffic stripes and markings that will attain an initial retroreflectivity of not less than 300 mcd/lx·m² for white and contrast markings and not less than 250 mcd/lx·m² for yellow markings. Black portions of contrast tapes and black masking tapes must be non-reflective and have a reflectance of less than 5 mcd/lx m². At the end of the six month service life, the retroreflectance of white and yellow removable tape shall not be less than 150 mcd/lx·m².
 - d. Removability: Provide removable tape capable of being removed from bituminous concrete and portland cement concrete pavement intact or in substantially large strips, either manually or by a mechanical roll-up device, at temperatures above 40°F, without the use of heat, solvents, grinding or blasting.
4. Temporary Retroreflective Pavement Markers (RPM's): Use markers listed on the FDOT APL and meeting the requirements of FDOT 990-5. Apply all markers in accordance with the FDOT Design Standards, Index Nos. 600 and 17352, prior to opening the road to traffic. Replace markers any time after installation when more than three consecutive markers fail or are missing, at no expense to the Department, in a timely manner, as directed by Engineer.

K. Method of Measurement.

1. General:

- a. Devices installed/used on the Project on any calendar day or portion thereof, within the allowable Contract Time, including time extensions which may be granted, will be paid for at the Contract unit price for the applicable pay item, except those paid for as Maintenance of Traffic (General).
- b. One or more of the following items may appear in a contract in addition to a direct payment item for Maintenance of Traffic (Lump Sum). Unless otherwise stipulated in the Contract Documents, only those items with an Awarded Unit Price will be considered for direct payment.

2. Traffic Control Officers:

- a. The County will reimburse Contractor for the services of uniformed law enforcement officers authorized to serve as traffic control officers for the purpose of controlling or directing traffic in the work zone as part of the County approved Traffic Control Plan and Maintenance of Traffic provided by Contractor pursuant to the Contract Documents.
- b. The quantity to be paid for will be the invoice unit price per hour for the actual number of officers certified to be on the project site, including any law enforcement vehicles and all other direct and indirect costs.
- c. Payment will be made at invoice cost from an appropriate dedicated allowance established by the County.

- d. Payment will be made only for those Traffic Control Officers specified in the Plans and authorized by the Engineer. The necessary invoices and documentation must be submitted to the Engineer along with the payment request.
3. Special Detours:
 - a. When a detour facility is specifically detailed in the Plans, or is otherwise described or detailed as a special item, and an item for separate payment is included in the proposal, the work of constructing, maintaining, and subsequently removing such detour facilities will be paid for separately. Traffic control devices, warning devices, barriers, signing, and pavement markings for special detours will also be paid for separately.
 - b. When the Plans show more than one detour, each detour will be paid for separately, at the Contract lump sum price for each.
 - c. Where a separate item for a specific detour facility is included in the proposal, payment will be made under special detour.
 4. Commercial Material for Driveway Maintenance:
 - a. The quantity to be paid for will be the certified volume, in cubic yards, of all materials authorized by the Engineer, acceptably placed, compacted and maintained for driveway maintenance. The volume, which is authorized to be reused, and which is acceptably salvaged, placed, compacted and maintained in other designated driveways will be included again for payment.
 - b. Arrow Board: The quantity to be paid at the contract unit price will be for the number of arrow boards certified as installed/used on the project on any calendar day or portion thereof within the contract time.
 5. Work Zone Signs:
 - a. The number of temporary post-mounted signs (temporary regulatory, warning and guide) certified as installed/used on the project will be paid for at the Contract unit price for work zone signs. When multiple signs are located on single or multiple posts, each sign panel will be paid individually. Signs greater than 20 square feet and detailed in the Plans will be paid for under Maintenance of Traffic (General).
 - b. Temporary portable signs (excluding mesh signs) and vehicular mounted signs will be included for payment under work zone signs, only if used in accordance with the FDOT Design Standards.
 - c. The number of temporary barrier mounted signs (temporary regulatory, warning and guide) certified as installed/used on the project will be paid for at the Contract unit price for barrier mounted work zone signs.
 6. Business Signs:
 - a. The number of business signs certified as installed/used on the project will be paid for at the Contract unit price for business signs.
 7. High Intensity Flashing Lights:
 - a. The number of high intensity flashing lights (Type B) certified as installed/used on the project will be paid for at the Contract unit price for high intensity flashing lights (temporary - Type B).
 8. Channelizing Devices:
 - a. The number of drums, vertical panels, pedestrian LCDs, and Type I, Type II, Type III, or direction indicator barricades, certified as installed/used on the project meeting the requirements of FDOT Design Standards, Index No. 600 and have been properly maintained will be paid for at the Contract unit prices for channelizing device.
 - b. Payment for vehicular LCDs will be paid as the length in feet installed divided by the device spacing for barricades, vertical panels, and drums and certified as installed/used on the project meeting the requirements of FDOT Design Standards, Index No. 600 and have been properly maintained will be paid for at the Contract unit price for channelizing device.
 - c. Payment will not be made for channelizing devices unsatisfactorily maintained, as determined by the Engineer.
 - d. Payment will be made for each channelizing device that is used to delineate trailer mounted devices.
 - e. Payment will be made for channelizing devices delineating portable changeable message signs during the period beginning 14 working days before Contract Time begins as authorized by the Engineer.
 9. Barrier Wall (Temporary):
 - a. The Contract unit price for barrier wall (temporary) will be full compensation for furnishing, installing, maintaining, and removing the barrier wall. When called for, the Contract unit price for barrier wall (temporary/relocate) will be full compensation for relocating the barrier. The certified quantity to be paid for will be determined by the number of sections times the nominal length of each section.
 10. Barrier Delineators:
 - a. The number of barrier delineators, installed on top of barrier wall, used on the project, meeting the requirements of FDOT Design Standards and Article 705.
 11. Lights, Temporary, Barrier Wall Mount:
 - a. The number of Type C steady burn lights, mounted on barrier wall, certified as installed/used on the project, meeting the requirements of the Design Standards and have been properly maintained will be paid for at the Contract unit price for lights temporary, barrier wall mount.
 12. Glare Screen (Temporary):
 - a. The certified quantity to be paid for will be determined by the number of sections times the nominal length of each section.
 13. Temporary Crash Cushions:
 - a. Redirective:
 - 1) The quantity to be paid for will be the number of temporary crash cushions (redirective) certified as installed/used and maintained on the project, including object marker.

b. Gating:

- 1) The quantity to be paid for will be the number of temporary crash cushions (gating) certified as installed/used and maintained on the project, including object marker.

14. Temporary Guardrail:

- a. The quantity to be paid for will be the length, in feet, of temporary guardrail constructed and certified as installed/used on the project. The length of a run of guardrail will be determined as a multiple of the nominal panel lengths.

15. Arrow Board:

- a. The quantity to be paid at the Contract unit price will be for the number of arrow boards certified as installed/used on the project on any calendar day or portion thereof within the Contract time.

16. Portable Changeable Message Sign:

- a. The quantity to be paid at the Contract unit price will be for the number of portable changeable message signs or truck mounted changeable message signs certified as installed/used on the project on any calendar day or portion thereof within the Contract time.
- b. Payment will be made for each portable changeable message sign that is used during the period beginning fourteen working days before Contract Time begins as authorized by Engineer.

17. Portable Regulatory Signs:

- a. The quantity to be paid for will be the number of portable regulatory signs certified as installed/used on the project on any calendar day or portion thereof within the Contract time, will be paid for the Contract unit price for portable regulatory sign.

18. Radar Speed Display Unit:

- a. The quantity to be paid for will be the number of radar speed display units certified as installed/used on the project on any calendar day or portion thereof within the Contract Time, will be paid for the Contract unit price for radar speed display unit.

19. Temporary Signalization and Maintenance:

- a. For existing intersections, the quantity to be paid for will be the number of signalized intersections per day for the full duration of the Contract. For temporary intersections, the quantity to be paid for will be the number of signalized intersections per day for the duration of the temporary intersection. No separate payment will be made for temporary signalization and maintenance at new intersections.

20. Temporary Traffic Detection and Maintenance:

- a. For existing intersections, the quantity to be paid for will be the number of signalized intersections per day beginning the day Contract Time begins and ending the day the permanent detection is operational and the final lane configuration is in place. For temporary and new intersections, the quantity to be paid for will be the number of signalized intersections per day beginning the day the temporary detection is functional and ending the day the permanent detection is operational

and the final lane configuration is in place for a new intersection; or, when the detection is removed for a temporary intersection.

21. Work Zone Pavement Markings:

- a. The quantities, furnished and installed, to be paid for will be the length of skip and solid pavement markings, and the area of pavement markings placed as follows:
 - 1) The total transverse distance, in feet, of skip pavement marking authorized and acceptably applied. The length of actual applied line will depend on the skip ratio of the material used. Measurement will be the distance from the beginning of the first stripe to the end of the last stripe with proper deductions made for unpainted intervals as determined by plan dimensions or stations, subject to the requirements of the Contract Documents.
 - 2) The net length, in feet, of solid pavement marking authorized and acceptably applied.
 - 3) The number of directional arrows or pavement messages authorized and acceptably applied.
 - 4) The number of temporary RPM's authorized and acceptably applied.

22. Temporary Raised Rumble Strips:

- a. The quantity to be paid for will be the number of temporary raised rumble strip sets certified as installed/used on the project on any calendar day or portion thereof within the Contract Time.
- b. The number of strips used must meet the requirements of FDOT Design Standards, Index No. 603. No adjustment will be made to the per day measurement for the number of strips or sets used, or for the number of times the sets are relocated.

23. Temporary Lane Separator:

- a. The quantity of temporary lane separator to be paid for will be plan quantity, in feet, including drainage gaps, completed and accepted.

L. Submittals.

1. Submittal Instructions:

- a. Prepare a certification of quantities for certified MOT payment items for each project in the Contract. Submit the certification of quantities to Engineer. The Department will not pay for any disputed items until Engineer approves the certification of quantities.

2. Contractor's Certification of Quantities:

- a. Request payment by submitting a certification of quantities as directed by Engineer, based on the amount of work done or completed. Ensure the certification consists of the following:
- b. Contract Number, Certification Date and the period that the certification represents.
- c. The basis for arriving at the amount of the progress certification, less payments previously made and less an amount previously retained or withheld. The basis will include a detail breakdown provided on the

certification of items of payment in accordance with 102-M. After the initial setup of the MOT items and counts, the interval for recording the counts will be made weekly on the certification sheet unless there is a change. This change will be documented on the day of occurrence. Some items may necessitate a daily interval of recording the counts.

M. Basis of Payment.

1. Maintenance of Traffic (General):

- a. No Direct Payment Provided: When no item for direct payment of Maintenance of Traffic (Lump Sum) is provided by the Contract, the costs for performing all work and requirements specified under this Article, except as may be specifically covered for payment under other items, will be included among the various scheduled items of the Contract.
- b. Direct Payment Provided: When direct payment for Maintenance of Traffic (Lump Sum) is provided in the Contract, the quantity to be paid all work and costs specified under this Article, except as may be specifically covered for payment under other items, will be the lump sum Contract Price.

2. Additional items of Direct Payment. Only those items with an Awarded Unit Price will be considered for direct payment.

a. Traffic Control Officers:

- 1) Price and payment will be full compensation for the services of the traffic control officers at invoice cost as specified under subarticle 102.K.2 above.

b. Special Detours:

- 1) Price and payment will be full compensation for providing all detour facilities shown in the Plans and all costs incurred in carrying out all requirements of this Article for general MOT within the limits of the detour, as shown in the Plans.

c. Commercial Materials for Driveway Maintenance:

- 1) Price and payment will be full compensation for all work and materials specified for this item, including specifically all required shaping and maintaining of driveways.

d. Work Zone Signs:

- 1) Price and payment will be full compensation for all work and materials for furnishing signs, supports and necessary hardware, installation, relocating, maintaining and removing signs.

e. Business Signs:

- 1) Price and payment will be full compensation for all materials and labor required for furnishing, installing, relocating, maintaining, and removing the signs as well as the cost of installing any logos provided by business owners.

f. High Intensity Warning Lights:

- 1) Price and payment will be full compensation for furnishing, installing, operating, relocating,

maintaining and removing high intensity flashing lights (Type B).

g. Channelizing Devices:

- 1) Prices and payment will be full compensation for furnishing, installing, relocating, maintaining and removing the channelizing devices, including the costs associated with attached warning lights as required.

h. Barrier Wall (Temporary):

- 1) Price and payment will be full compensation for furnishing, installing, maintaining, and removing the barrier. When called for, barrier wall (temporary) (relocate) will be full compensation for relocating the barrier.

i. Lights, Temporary, Barrier Wall Mount:

- 1) Price and payment will be full compensation for all work and materials for furnishing, installing and maintaining the warning lights mounted on barrier wall. Payment will not be made for lights that are improperly placed or are not working.

j. Barrier Delineators:

- 1) No separate payment will be made for barrier delineators installed on top of temporary barrier wall. The cost of furnishing, installing and maintaining the barrier delineators will be included in the cost of the temporary barrier wall.

k. Glare Screen (Temporary):

- 1) Price and payment will be full compensation for furnishing, installing, maintaining, and removing the glare screen certified as installed/used on the project. When called for, glare screen (relocate) will be full compensation for relocating the glare screen.

l. Temporary Crash Cushion (Redirective/Gating):

- 1) Price and payment will be full compensation for furnishing, installing, maintaining and subsequently removing such crash cushions. Payment for restoring damaged crash cushions will be the manufacturer's/distributor's invoice price for the new materials/parts plus 20% markup. The 20% markup is compensation for all necessary work including; but not limited to, labor, equipment, supplies and profit, as authorized by Engineer. Additional MOT required for the repair of the crash cushion will be paid for under the appropriate MOT pay item.

m. Temporary Guardrail:

- 1) Price and payment will be full compensation for furnishing all materials required for a complete installation, including end anchorage assemblies and any end connections to other structures and for installing, maintaining and removing guardrail.

n. Arrow Board:

- 1) Price and payment will be full compensation for furnishing, installing, operating, relocating, maintaining and removing arrow boards.

o. Portable Changeable Message Sign:

- 1) Price and payment will be full compensation for furnishing, installing, operating, relocating, maintaining and removing portable changeable message signs.

p. Portable Regulatory Signs:

- 1) Price and payment will be full compensation for furnishing, installing, relocating, maintaining and removing a completely functioning system as described in these Specifications portable regulatory signs. Price and payment will be full compensation for furnishing, installing, operating, relocating, maintaining and removing portable regulatory signs.
- 2) Payment will include all labor, materials, incidentals, repairs and any actions necessary to operate and maintain the unit at all times that work is being performed or traffic is being affected by construction and/or MOT operations.

q. Radar Speed Display Unit:

- 1) Price and payment will be made only for a completely functioning system as described in these specifications. Payment will include all labor, hardware, accessories, signs, and incidental items necessary for a complete system.
- 2) Payment will include any measurements needed to insure that the unit conforms to all specification requirements.
- 3) Payment will include all labor, materials, incidentals, repairs and any actions necessary to operate and maintain the unit at all times that work is being performed or traffic is being affected by construction and/or MOT operations. Price and payment will be full compensation for furnishing, installing, operating, relocating, maintaining and removing radar speed display unit.

r. Temporary Signalization and Maintenance:

- 1) Price and payment will constitute full compensation for furnishing, installing, operating, maintaining and removing temporary traffic control signals including all equipment and components necessary to provide an operable traffic signal. Payment will be withheld for each day at each intersection where the temporary signalization is not operational within 12 hours after notification.

s. Temporary Traffic Detection and Maintenance:

- 1) Price and payment will constitute full compensation for furnishing, installing, operating, maintaining and removing temporary traffic detection including all equipment and components necessary to provide an acceptable signalized intersection. Take ownership of all equipment and components. Payment will be withheld for each day at each intersection where the temporary detection is not operational within 12 hours after notification.

t. Temporary Raised Rumble Strips:

- 1) Price and payment will be full compensation for all work and materials described in this Article, including all cleaning and preparing of surfaces,

disposal of all debris, furnishing of all materials, application, curing, removal, reinstalling and protection of all items, protection of traffic, furnishing of all tools, machines and equipment, and all incidentals necessary to complete the work.

u. Work Zone Pavement Markings:

- 1) Price and payment will be full compensation for all work specified including, all cleaning and preparing of surfaces, furnishing of all materials, application, curing and protection of all items, protection of traffic, furnishing of all tools, machines and equipment, and all incidentals necessary to complete the work. Final payment will be withheld until all deficiencies are corrected.
- 2) Removable tape may be substituted for work zone paint at no additional cost to the Department.
- 3) Payment for temporary RPMs used to supplement line markings will be paid for under temporary retroreflective pavement markers. Install these markers as detailed in the Design Standards.

v. Temporary Lane Separator:

- 1) Price and payment will be full compensation for all work specified in this Article.

3. Payment Items: Payment will be made under:

Item No.	Description	Unit
102-1A	Maintenance of Traffic	LS

104 PREVENTION, CONTROL, AND ABATEMENT OF EROSION AND WATER POLLUTION (REV. 01-09-12)

A. Description.

1. Provide erosion control measures on the Project and in areas outside the right-of-way where work is accomplished in conjunction with the Project, so as to prevent pollution of water, detrimental effects to public or private property adjacent to the Project right-of-way, and damage to work on the Project.
2. Construct and maintain temporary erosion control features and, as required, construct and maintain permanent erosion control features as shown in the Plans or as may be directed by Engineer.

B. General.

1. Coordinate the installation of temporary erosion control features with the construction of the permanent erosion control features to the extent necessary to ensure economical, effective, and continuous control of erosion and water pollution throughout the life of the Contract.
2. Maintain, at the work site, copies of all documents referenced by this Specification including: the Departmental Stormwater Pollution Prevention Plan (if provided); the approved contractor Erosion Control Plan; and applicable inspection reports, permits and certifications. Document compliance with all

requirements pertaining to the aforementioned documents and this Specification.

3. Engineer may direct, when warranted by unforeseen conditions, the use of control features or methods other than those included in the original Contract. In such event, the Department will pay for this additional work as unforeseeable work.

C. Control of Contractor's Operations Which May Result in Water Pollution.

1. Prevent pollution of streams, canals, lakes, reservoirs, and other water impoundments with fuels, oils, bitumens, calcium chloride, or other harmful materials.
2. Conduct and schedule operations to avoid or otherwise minimize pollution or siltation of such water impoundments, and to avoid interference with movement of migratory fish. Do not dump any residue from dust collectors or washers into any water body.
3. Restrict construction operations in rivers, streams, lakes, tidal waters, reservoirs, canals, and other water impoundments to those areas where it is necessary to perform filling or excavation to accomplish the work shown in the Plans and to those areas which must be entered to construct temporary or permanent structures. As soon as conditions permit, promptly clear rivers, streams, and impoundments of all obstructions placed therein or caused by construction operations.
4. Do not frequently ford live streams with construction equipment. Wherever an appreciable number of stream crossings are necessary at any one location, use a temporary bridge or other structure.
5. Except as necessary and authorized for Project construction, do not deposit excavated material in rivers, streams, canals, or impoundments, or in a position close enough thereto, to be washed away by high water or runoff.
6. Where pumps are authorized for use in removing highly turbid waters from enclosed construction areas such as cofferdams or forms, treat the water by one or more of the following methods prior to discharge into State waters:
 - a. Pumping into grassed swales or appropriate vegetated areas or sediment basins.
 - b. Confined by an appropriate enclosure such as turbidity barriers when other methods are not considered appropriate.
7. Do not disturb lands or waters outside the limits of construction as staked, except as authorized by Engineer.
8. Obtain Engineer's approval for the location of, and method of operation in, borrow pits, material pits, and disposal areas furnished for waste material from the project (other than commercially operated sources) such that erosion during and after completion of the work will not result in probability of detrimental siltation or water pollution.

D. Materials for Temporary Erosion Control.

1. Engineer will not require testing of materials used in construction of temporary erosion control features other than as provided for geotextile fabric in FDOT 985-3 unless such material is to be incorporated into the completed Project.
2. When no testing is required, Engineer will base acceptance on visual inspection.
3. Contractor may use new or used materials, subject to Engineer's approval, for the construction of temporary silt fence, staked turbidity barriers, and floating turbidity barrier not to be incorporated into the completed Project.

E. Erosion Control Plan.

1. Prepare the Erosion Control Plan (ECP) in a format acceptable to the Department and in accordance with the planned sequence of operations.
2. At the Preconstruction Conference, submit to the Department an ECP that:
 - a. Meets the requirements or conditions of all permits authorizing construction of the Project. Where no permits are required or the approved permits do not contain conditions that specifically addresses erosion and water pollution, the requirements of the ECP will be governed by the Contract Documents and all applicable laws, rules, or regulations.
 - b. Accompanies the Department's Stormwater Pollution Prevention Plan (SWPPP) when a SWPPP is provided for the Project.
 - c. Includes and describes for each phase of construction operations or activities the following:
 - 1) Locations of all erosion control devices
 - 2) Types of all erosion control devices
 - 3) Estimated time erosion control devices will be in operation
 - 4) Monitoring schedules for maintenance of erosion control devices
 - 5) Methods of maintaining erosion control devices
 - 6) Containment or removal methods for pollutants or hazardous wastes
 - 7) The name and telephone number of the person responsible for monitoring and maintaining the erosion control devices.
 - d. Includes procedures to control off-site tracking of soil by vehicles and construction equipment and a procedure for cleanup and reporting of non-stormwater discharges.
 - e. Describes all phases of operations, the prevention, control, and abatement of erosion and water pollution items or activities necessary for the Project, to include:
 - 1) Types and locations of all erosion control devices
 - 2) Estimated time erosion control devices will be in operation
 - 3) Monitoring schedules for maintenance of erosion control devices

- 4) Methods for maintaining erosion control devices
 - 5) Containment or removal methods for pollution or hazardous wastes
 - 6) Name and telephone number of the person responsible for monitoring and maintaining the erosion control devices.
3. Contractor must obtain Engineer's written approval of the ECP prior to commencing any construction activities.
 4. For project requiring a Florida Department of Environmental Protection (FDEP) Generic Permit for Stormwater Discharge from Large and Small Construction Activities (Generic Permit):
 - a. Failure to sign any documents or certification statements required by the FDEP Generic Permit will be considered a default of the Contract.
 - b. Any soil disturbing activities performed without the required signed documents or certifications statements may be considered a violation of the FDEP Generic Permit.

F. Construction Requirements.

1. Limitation of Exposure of Erodible Earth:

- a. Engineer may limit the surface areas of unprotected erodible earth exposed by the construction operation and may direct Contractor to provide erosion or pollution control measures to prevent contamination of any river, stream, lake, tidal waters, reservoir, canal, or other water impoundments or to prevent detrimental effects on property outside the Project right-of-way or damage to the Project.
- b. Limit the area in which excavation and filling operations are being performed so that it does not exceed the capacity to keep the finish grading, turf, sod, and other such permanent erosion control measures current in accordance with the accepted schedule.
- c. Do not allow the surface area of erodible earth that clearing and grubbing operations or excavation and filling operations expose to exceed 750,000 square feet without specific prior approval by Engineer. This limitation applies separately to clearing and grubbing operations and excavation and filling operations.
- d. Engineer may increase or decrease the amount of surface area the Contractor may expose at any one time.

2. Incorporation of Erosion and Sediment Control Features:

- a. Incorporate permanent erosion control features into the project at the earliest practical time. Use temporary erosion and sediment control features found in the State of Florida Erosion and Sediment Control Designer and Reviewer Manual (E&SC Manual) to correct conditions that develop during construction which were not foreseen at the time of design, to control erosion and sediment prior to the time it is practical to construct permanent control features, or to provide immediate temporary control of erosion and sediment that develops during normal construction operations, which are not associated with permanent erosion control features on the project. An electronic version of the

E&SC Manual can be found at the following URL:
<http://www.dot.state.fl.us/specificationoffice/Implemented/URLinSpecs/Files/FLerosionSedimentManual060709.pdf>

- b. Install all sediment control devices in a timely manner to ensure the control of sediment and the protection of lakes, streams, gulf or ocean waters, or any wetlands associated therewith and to any adjacent property outside the right-of-way as required.
- c. At sites where exposure to such sensitive areas is prevalent, complete the installation of any sediment control device prior to the commencement of any earthwork.
- d. After installation of sediment control devices, repair portions of any devices damaged at no expense to the Department. Engineer may authorize temporary erosion and sediment control features when finished soil layer is specified in the Contract and the limited availability of that material from the grading operations will prevent scheduled progress of the work or damage the permanent erosion control features.

3. Scheduling of Successive Operations:

- a. Schedule operations such that the area of unprotected erodible earth exposed at any one time is not larger than the minimum area necessary for efficient construction operations, and the duration of exposure of uncompleted construction to the elements is as short as practicable.
- b. Schedule and perform clearing and grubbing so that grading operations can follow immediately thereafter. Schedule and perform grading operations so that permanent erosion control features can follow immediately thereafter if conditions on the project permit.

4. Details for Temporary Erosion and Sediment Control Features:

- a. General: Use temporary erosion, sediment and water pollution control features found in the E&SC Manual. These features consist of, but are not limited to, temporary turf, rolled erosion control products, sediment containment systems, runoff control structures, sediment barriers, inlet protection systems, silt fences, and turbidity barriers. For design details for some of these items, refer to the Plans, the FDOT Design Standards and E&SC Manual.
- b. Temporary Sod: Engineer may designate certain areas of sod constructed in accordance with the Specifications as temporary erosion control features. For areas not defined as sod, constructing temporary turf by seeding only is not an option for temporary erosion control under this Article. Engineer may waive the turf establishment requirements of the Specifications for areas with temporary sod that will not be a part of the permanent construction. The work of placing temporary sod, approved as a temporary erosion control feature where directed by Engineer and in accordance with these Specifications, will be paid for as unforeseeable work.
- c. Runoff Control Structures: Construct runoff control structures in accordance with the details shown in the Plans, the E&SC Manual, or as may be approved as suitable to adequately perform the intended function.

- d. Sediment Containment Systems: Construct sediment containment systems in accordance with the details shown in the Plans, the E&SC Manual, or as may be approved as suitable to adequately perform the intended function. Clean out sediment containment systems as necessary in accordance with the Plans or as directed.
- e. Sediment Barriers: Provide and install sediment barriers according to details shown in the Plans, as directed by Engineer, or as shown in the E&SC Manual to protect against downstream accumulation of sediment. Sediment Barriers include, but are not limited to synthetic bales, silt fence, fiber logs and geosynthetic barriers. Reusable barriers that have had sediment deposits removed may be reinstalled on the Project as approved by Engineer.
- f. Silt Fence:
 - 1) General: Furnish, install, maintain, and remove silt fences, in accordance with the manufacturer's directions, these Specifications, the details as shown on the Plans, the FDOT Design Standards, and the E&SC Manual.
 - 2) Materials and Installation: Use a geotextile fabric made from woven or nonwoven fabric, meeting the physical requirements of FDOT Section 985 according to those applications for erosion control. Choose the type and size of posts, wire mesh reinforcement (if required), and method of installation. Do not use products which have a separate layer of plastic mesh or netting. Provide a durable and effective silt fence that controls sediment comparable to the FDOT Design Standards and the E&SC Manual. Erect silt fence at upland locations, across ditch lines and at temporary locations shown on the plans or approved by Engineer where continuous construction activities change the natural contour and drainage runoff. Do not attach silt fence to existing trees unless approved by Engineer.
 - 3) Inspection and Maintenance: Inspect all silt fences immediately after each rainfall and at least daily during prolonged rainfall. Immediately correct any deficiencies. In addition, make a daily review of the location of silt fences in areas where construction activities have changed the natural contour and drainage runoff to ensure that the silt fences are properly located for effectiveness. Where deficiencies exist, install additional silt fences as directed by Engineer. Remove sediment deposits when the deposit reaches approximately 1/2 of the volume capacity of the silt fence or as directed by Engineer. Dress any sediment deposits remaining in place after the silt fence is no longer required to conform with the finished grade, and prepare them in accordance with the Contract Documents and as directed by Engineer.
- g. Floating Turbidity Barriers and Staked Turbidity Barriers:
 - 1) Install, maintain, and remove turbidity barriers to contain turbidity that may occur as the result of dredging, filling, or other construction activities which may cause turbidity to occur in the waters of the State. Contractor may need to deploy turbidity barriers around isolated areas of concern such as seagrass beds, coral communities, etc. both within as well as outside the right-of-way limits. Engineer will identify such areas. Place the barriers prior to the commencement of any work that could impact the area of concern. Install the barriers in accordance with the details shown in the Plans or as approved by Engineer. Ensure that the type barrier used and the deployment and maintenance of the barrier will minimize dispersion of turbid waters from the construction site. Engineer may approve alternate methods or materials.
- 2) Operate turbidity barriers in such a manner to avoid or minimize the degradation of the water quality of the surrounding waters and minimize damage to areas where floating barriers installed.
- h. Inlet Protection System: Furnish and install inlet protection systems as shown in the Plans, FDOT Design Standards and the E&SC Manual.
- i. Rolled Erosion Control Products (RECPs):
 - 1) General: Install RECPs in locations where temporary protection from erosion is needed. Two situations occur that require artificial coverings each having differing material requirements.
 - a) Temporary pauses in construction: Use RECPs composed of natural or synthetic fiber mats, plastic sheeting, or netting as protection against erosion, when directed by Engineer, during temporary pauses in construction caused by inclement weather or other circumstances. Remove the material when construction resumes.
 - b) Facilitating plant growth: Use RECPs as erosion control blankets, at locations shown in the plans, to facilitate plant growth while permanent grassing is being established. For the purpose described, use non-toxic, biodegradable, natural or synthetic woven fiber mats. Install erosion control blankets capable of sustaining a maximum design velocity of 6.5 ft/sec as determined from tests performed by Utah State University, Texas Transportation Institute or an independent testing laboratory approved by the Department. Furnish to Engineer, two certified copies of manufacturers test reports showing that the erosion control blankets meet the requirements of this Specification. Certification must be attested, by a person having legal authority to bind the manufacturing company. Also, furnish two 4 by 8 inch samples for product identification. The manufacturers test records shall be made available to the Department upon request. Leave the material in place, as installed, to biodegrade.
5. Removal of Temporary Erosion Control Features: In general, remove or incorporate into the soil any temporary erosion control features existing at the time of construction of the permanent erosion control features in an area of the Project in such a manner that no detrimental effect will result. Engineer may direct that temporary features be left in place.

G. Maintenance of Erosion and Sediment Control Features.

1. General: Provide routine maintenance of permanent and temporary erosion and sediment control features, at no expense to the Department, until the Project is complete and accepted. If reconstruction of such erosion and sediment control features is necessary due to Contractor's negligence or carelessness or, in the case of temporary erosion and sediment control features, failure by the Contractor to install permanent erosion control features as scheduled, Contractor must replace such erosion control features at no expense to the Department. If reconstruction of permanent or temporary erosion and sediment control features is necessary due to factors beyond the control of Contractor, the Department will pay for replacement under the appropriate Contract pay item or items.
2. Inspect all erosion and sediment control features at least once every seven calendar days and within 24 hours of the end of a storm of 0.50 inches or greater. Maintain all erosion control features as required in the SWPPP, Contractor's ECP, the E&SC Manual, and as specified in the State of Florida Department of Environmental Protection Generic Permit for Stormwater Discharge from Large and Small Construction Activities.

H. Protection During Suspension of Contract Time.

1. If it is necessary to suspend the construction operations for any appreciable length of time, shape the top of the earthwork in such a manner to permit runoff of rainwater, and construct earth berms along the top edges of embankments to intercept runoff water. Provide temporary slope drains to carry runoff from cuts and embankments that are in the vicinity of rivers, streams, canals, lakes, and impoundments. Locate slope drains at intervals of approximately 500 feet, and stabilize them by paving or by covering with waterproof materials. Should such preventive measures fail, immediately take such other action as necessary to effectively prevent erosion and siltation. Engineer may direct Contractor to perform, during such suspensions of operations, any other erosion and sediment control work deemed necessary.

I. Method of Measurement.

1. Direct Payment Provided:
 - a. When separate items for temporary erosion control features are included in the Contract and have awarded Contract prices, the quantities to be paid for will be the:
 - 1) Area, in square yards, of Rolled Erosion Control Products.
 - 2) Length, in feet, of Runoff Control Structures, measured along the surface of the work constructed.
 - 3) Number of Sediment Containment Systems constructed and accepted.
 - 4) Number of Sediment Containment System Cleanouts accomplished and accepted.
 - 5) Length, in feet, of Sediment Barriers.

6) Length, in feet, of Floating Turbidity Barrier.

7) Length, in feet, of Staked Turbidity Barrier.

8) Number of inlet protection systems.

- b. Upon acceptance by the Engineer, the quantity of floating turbidity barriers, sediment barriers, staked turbidity barriers, and inlet protection devices will be paid for regardless of whether materials are new, used, or relocated from a previous approved installation on the Project.

2. No Direct Payment Provided: Unless otherwise specified, when no item for direct payment of temporary erosion control features is provided by the Contract, the costs for performing all work and meeting the requirements of this Article will be included among the various scheduled items of the Contract.

J. Basis of Payment.

1. Prices and payments will be full compensation for all work specified in this Article, including construction and routine maintenance of temporary erosion control features.
2. Any additional costs resulting from compliance with the requirements of this Article, other than construction, routine maintenance, and removal of temporary erosion control features, will be included in the Contract unit prices for the item or items to which such costs are related.
3. Separate payment will not be made for the cost of constructing temporary earth berms along the edges of the roadways to prevent erosion during grading and subsequent operations. Contractor must include these costs in the Contract prices for earthwork items.
4. Additional temporary erosion control features constructed as directed by Engineer will be paid for as unforeseeable work.
5. In case of repeated failure on the part of Contractor to control erosion, pollution, or siltation, Engineer reserves the right to employ outside assistance or to use the Department's own forces to provide the necessary corrective measures. Any such costs incurred, including engineering costs, will be charged to Contractor and appropriate deductions made from the monthly progress estimate.
6. No separate item(s) for Prevention, Control, and Abatement of Erosion and Water Pollution will be provided under this contract.

105 CONTRACTOR QUALITY CONTROL GENERAL REQUIREMENTS (REV. 08-23-12)

A. General.

1. Submit to Engineer a meeting the requirements stipulated in this Article and that addresses the transportation, storage, placement, sampling, inspection of Contract materials and related construction operations; and to ensure that all work and material incorporated into

the Project meet the requirements of the Contract Documents.

2. Comply with all personnel qualification requirements stipulated in this Article and elsewhere in the Contract Documents.

B. Guidelines for Development of the CQCP

1. Use the following guidelines for developing the CQCP and include other additional items as necessary.
 - a. General. Provide detailed policies, methods and procedures to ensure the specified quality of all applicable materials and related production and field operations.
 - b. Process control testing. List the material to be tested by pay item, tests to be conducted, the location of sampling, and the frequency of testing.
 - c. Inspection/control procedures. Address each of the following subjects in each phase of construction:
 - 1) Preparatory phase.
 - a) Review all Contract requirements.
 - b) Ensure compliance of component material to the Contract requirements.
 - c) Coordinate all submittals including certifications.
 - d) Ensure capability of equipment and personnel to comply with the Contract requirements.
 - e) Ensure preliminary testing is accomplished.
 - f) Coordinate surveying and staking of the work.
 - 2) Start-up phase.
 - a) Review the Contract requirements with personnel performing the work.
 - b) Inspect start-up of work.
 - c) Establish standards of workmanship.
 - d) Provide training as necessary.
 - e) Establish detailed testing schedule based on the production schedule.
 - 3) Production phase.
 - a) Conduct intermittent or continuous inspection during construction to identify and correct deficiencies.
 - b) Inspect completed work before requesting Engineer inspection acceptance.
 - c) Provide feedback and system changes to prevent repeated deficiencies.
 - d. Description of records. List the records to be maintained.
 - e. Personnel qualifications.
 - 1) Identify the primary contact that will communicate with the Department. Identify roles and responsibilities of the personnel involved in the Quality Control (QC) process. Document the name, authority, relevant experience, and qualifications of person with overall responsibility for the inspection system.

- 2) Document the names, authority, and relevant experience of all personnel directly responsible for inspection and testing.

- 3) Submit the Training Identification Numbers (TINs) or any other information which will be traceable to the certification agency's training location and dates for all technicians performing sampling, testing and inspection for both field and laboratory tests. Provide the names of the Florida Department of Transportation's Construction Training and Qualification Program (CTQP) certifications and other pertinent certifications held and the expiration dates for each certification for each technician. Include employed and subcontracted technicians.

f. Subcontractors.

- 1) Include the work of all subcontractors.
- 2) If a subcontractor is to perform work subject to the requirements of this Article, detail how that subcontractor will interface with Contractor's and other subcontractor's organizations.

g. Raw Materials:

- 1) Source: Identify the sources of raw materials. Provide locations and plant or mine numbers when applicable. Include the mailing address, physical address including county of the plant, telephone and fax numbers, E-mail address, primary contact at the plant, responsible person in charge, facility number provided by the FDOT, Owner information and Vendor Number and other information as required.
- 2) Certification: Describe methods of verifying compliance of certification with the Specifications.
- 3) Disposition of Failing Materials: Describe the system for controlling non-conforming materials, including procedures for identification, isolation and disposition.
- 4) Storage Facilities for Raw Materials: Describe measures and methods, including bedding details, for preventing segregation, contamination and degradation.
- 5) Describe methods of identifying individual materials. Where applicable, submit a site plan showing the locations of various materials.

h. Production Equipment: Describe calibration frequencies, maintenance schedule and procedures for production equipment.

i. Other Requirements:

- 1) Copy of Certification: Attach certifications issued by the plant/Contractor for the products approved by the FDOT that will be used in the Project.
- 2) Statement of Compliance: Include a statement of compliance with all quality requirements set forth by the Department in the Contract Documents.
- 3) Information on Producers with Accepted FDOT Quality Control Programs: All producers of materials listed herein in Subarticle 105-G.1 must have FDOT accepted QC Programs and be listed

on the FDOT's List of Producers with Accepted QC Programs. Identify the Producers of materials for the Project and include the FDOT's Facility Id number as part of the identification.

- 4) Describing Documentation Procedure: Identify location of document storage to enable Department review. Include QC charts, qualification/accreditation records, inspection reports, and other pertinent/supporting documents for an approved CQCP.

j. Final Manufactured Product - Plant Operations: Describe inspection schedule and methods for identifying defects and non-compliance with the specifications. Describe corrective actions and methods to resolve them.

- 1) Storage: When storage of the produced materials is required and it is not defined in the Contract Documents, describe the methods and duration for storage. Include measures and methods for preventing segregation, contamination and degradation during storage.
- 2) Disposition of Failing Materials: When not described in the specifications, describe the methods and measures for identifying and controlling the failing materials. Include preventive and corrective measures. Describe disposition of failing materials.

k. Final Manufactured Product - Field Operations:

- 1) Transportation: Describe the method of delivery from the point of production/storage to the point of placement.
- 2) Storage: When storage of the produced materials is required and it is not defined in the Contract Documents, describe the methods and duration for storage. Include measures and methods for preventing segregation, contamination and degradation during storage.
- 3) Placement: Describe the methods and identify the type of equipment used in incorporation of the materials into the project.
- 4) Disposition of Failing Materials: When not described in the specifications, describe the methods and measures for identifying and controlling the failing materials. Include preventive and corrective measures. Describe disposition of failing materials.

C. Quality Control Plan Submittal.

1. Submit the CQCP to Engineer for approval within 21 days after the Contract Award or at the Preconstruction Conference, whichever is sooner. Do not incorporate materials into the Project or begin any work subject to the CQCP prior to Engineer's acceptance of the CQCP.
2. Modifications or additions may be required to any part of the CQCP that is not adequately covered. Acceptance of the CQCP will be based on the inclusion of the required information. Acceptance does not imply any warranty by the County that the CQCP will result in consistent contract compliance. It remains the responsibility of Contractor to demonstrate such compliance.

3. If at any time Contractor is not in compliance with the approved CQCP, or a part thereof, affected portions of the CQCP will be disapproved. Cease work in the affected operation(s) and submit a revision to Engineer. If the CQCP, or a part thereof, must be revised, submit the revision to Engineer. Engineer will review the revision and respond within seven calendar days of receipt.

4. Continue to work on operations that are still in compliance with the approved sections of the CQCP.

5. As work progresses, submit to Engineer for acceptance supplementary documentation to the CQCP whenever quality control or quality control personnel changes are necessary.

D. Quality Control Documentation.

1. Maintain complete testing and inspection records by pay item number and make them accessible to Engineer. When or where required, submit the record and certification within one working day of the work being performed. If the record is incomplete, in error, or otherwise misleading, a copy of the record will be returned with corrections noted. When chronic errors or omissions occur, correct the procedures by which the records are produced.

2. Submission of Materials Certification and Reporting Test Results: Provide certifications prior to placement of materials. Report test results at completion of the test and meet the requirements of the applicable Specifications.

3. Worksheets: Make available to the Department, when requested, worksheets used for collecting test information. Ensure the worksheets at a minimum contain the following:

- a. Project Identification Number,
- b. Time and Date,
- c. Laboratory Identification and Name,
- d. Training Identification Numbers (TIN) and initials,
- e. Record details as specified within the test method.

4. Inspections to Assure Compliance with Acceptance Criteria.

- a. General: The Department is not obligated to make an inspection of materials at the source of supply, manufacture, or fabrication.
- b. Quality Control Inspection: Provide all necessary inspection to assure effective Quality Control of the operations related to materials acceptance. This includes but is not limited to sampling and testing, production, storage, delivery, construction and placement. Ensure that the equipment used in the production and testing of the materials provides accurate and precise measurements in accordance with the applicable Specifications. Maintain a record of all inspections, including but not limited to, date of inspection, results of inspection, and any subsequent corrective actions taken. Make available to the Department the inspection records, when requested.
- c. Notification of Placing Order:

- 1) Order materials sufficiently in advance of their incorporation in the work to allow time for sampling,

testing and inspection. Notify Engineer, prior to placing orders for materials.

- 2) Submit to Engineer a fabrication schedule for all items requiring commercial inspection, before or at the preconstruction meeting. These items include, but are not limited to steel bridge components, overhead cantilevered sign supports with cantilevered arms exceeding 41 feet, moveable bridge components or any other item identified as an item requiring commercial inspection in the Contract Documents.
- 3) Notify Engineer at least 30 days before beginning any production and include a production schedule.

E. Contractor Certification of Compliance.

1. Provide Engineer with a notarized monthly certification of compliance with the requirements of this Article, to accompany each progress estimate, on a form acceptable by Engineer. The Department may not authorize payment of any progress estimate not accompanied by an executed certification document.
2. Final payment will not be made until a final notarized certification summarizing all QC exceptions has been submitted.

F. Personnel Qualifications.

1. General:
 - a. Provide qualified personnel for sampling, testing and inspection of materials and construction activities. Ensure that qualifications are maintained during the course of sampling, testing and inspection.
 - b. Construction operations that require a qualified technician must not begin until Engineer verifies that the technician is on the FDOT CTQP list of qualified technicians.
2. QC Manager:
 - a. Designate a QC Manager who has full authority to act as Contractor's agent to institute any and all actions necessary for the successful implementation of the CQCP. The QC Manager must speak and understand English. The QC Manager must be on-site at the Project on a daily basis or always available upon four hours notice to administer the CQCP. This includes administering, implementing, monitoring, and as necessary, adjusting the processes to ensure compliance with the Contract Documents. Ensure that the QC Manager is qualified as such through the FDOT CTQP.
 - b. Under the direction of the QC Manager, and using standard forms approved by Engineer, summarize the daily QC activities including testing and material sampling. Since erasures are strictly prohibited on all reports and forms, use blue or colored ink. Do not use black ink. If manual corrections to original data are necessary, strike through, correct, and date the entry, including the initials of the person making the correction. Make copies of the completed forms available for the Department to review daily unless otherwise required in the specifications. Maintain all QC

related reports and documentation for a period of three years from final acceptance of the Project. Make copies available for review by the Department upon request.

3. Worksite Traffic Supervisor:

- a. Provide a Worksite Traffic Supervisor who is responsible for initiating, installing, and maintaining all traffic control devices as described in Article 102 (Maintenance of Traffic) and in the Contract Documents. Ensure that the Worksite Traffic Supervisor is certified in the advanced training category by a FDOT approved training Provider. Approved Providers will be posted on the FDOT's website at the following URL address:

1) <http://www.dot.state.fl.us/rddesign/MOT/MOT.shtm>

- b. Use approved alternate Worksite Traffic Supervisors when necessary.

4. Flagger: Provide trained flaggers to direct traffic where one-way operation in a single lane is in effect and in other situations as required. The Worksite Traffic Supervisor or others as approved by the Department will provide training for flaggers.

5. Earthwork Quality Control Personnel:

- a. Earthwork Level I: Ensure the technician who samples soil and earthwork materials from the roadway project, takes earthwork moisture and density readings, and records those data in the Density Log Book holds a CTQP Earthwork Construction Inspection Level I qualification.
- b. Earthwork Level II: Ensure the technician responsible for determining the disposition of soil and earthwork materials on the roadway, and for interpreting and meeting Contract Document requirements holds a CTQP Earthwork Construction Inspection Level II qualification.

6. Asphalt Quality Control Personnel:

- a. Plant Technicians: For asphalt plant operations, provide a QC technician, qualified as a CTQP Asphalt Plant Level II technician, available at the asphalt plant at all times when producing mix for the Department. Perform all asphalt plant related testing with a CTQP Asphalt Plant Level I technician. As an exception, measurements of temperature may be performed by someone under the supervision of a CTQP Plant Level II technician.
- b. Paving Technicians: For paving operations (with the exception of miscellaneous or temporary asphalt), keep a qualified CTQP Asphalt Paving Level II technician on the roadway at all times when placing asphalt mix for the Department, and perform all testing with a CTQP Asphalt Paving Level I technician. As an exception, measurements of cross-slope, temperature, and yield (spread rate) can be performed by someone under the supervision of a CTQP Paving Level II technician at the roadway.
- c. Mix Designer: Ensure all mix designs are developed by individuals who are CTQP qualified as an Asphalt Hot Mix Designer.
- d. Documentation: Document all QC procedures, inspection, and all test results and make them available

for review by Engineer throughout the life of the Contract. Identify in the asphalt producer's Quality Control Plan the Quality Control Manager(s) and/or Asphalt Plant Level II technician(s) responsible for the decision to resume production after a quality control failure.

7. Concrete QC Personnel:

- a. Concrete Field Technician - Level I: Ensure technicians performing plastic property testing on concrete for materials acceptance are qualified CTQP Concrete Field Technicians Level I. Plastic property testing will include but not be limited to slump, temperature, air content, water-to-cementitious materials ratio calculation, and making and curing concrete cylinders. Duties will include initial sampling and testing to confirm specification compliance prior to beginning concrete placements, ensuring timely placement of initial cure and providing for the transport of compressive strength samples to the designated laboratories.
- b. Concrete Field Inspector - Level II: Ensure field inspectors responsible for the quality of concrete being placed on major bridge projects are qualified CTQP Concrete Field Inspectors Level II. A Level II Inspector must be present on the jobsite during all concrete placements. Prior to the placement of concrete, the inspector will inspect the element to be cast to ensure compliance with Contract Documents. A Level II Inspector's duties may include ensuring that concrete testing, inspection, and curing in the field are performed in accordance with the Contract Documents. The QC Inspector will inform the Verification Inspector of anticipated concrete placements and LOT sizes.
- c. Concrete Laboratory Technician:
 - 1) Concrete Laboratory Technician - Level I: Ensure technicians testing cylinders and recording concrete strength for material acceptance are qualified CTQP Concrete Laboratory Technicians Level I. Duties include final curing, compressive strength testing, and the recording/reporting of all test data.
 - 2) Concrete Laboratory Technician – Level II: Ensure that laboratories providing hardened property test results to the Department are under the supervision of a CTQP Concrete Laboratory Technician - Level II. This person is responsible to ensure that the tests are performed in accordance with Standard Test Methods, project specifications and other contract documents.

8. Supervisory Personnel – Post-Tensioned and Movable Bridge Structures:

- a. General: Provide supervisory personnel meeting the qualification requirements only for the post-tensioned and movable bridge types detailed in this Article. Submit qualifications to Engineer at the pre-construction conference. Do not begin construction until the qualifications of supervisory personnel have been approved by Engineer.
- b. Proof of License or Certification:
 - 1) Submit a copy of the Professional Engineer license current and in force issued by the state in which registration is held. The license must be for the field

of engineering that the construction work involves such as Civil, Electrical or Mechanical. Under certain circumstances Florida registration may be required.

- 2) Submit a copy of the license issued by the State of Florida for tradesmen that require a license indicating that the license is in force and is current. Submit a copy of the certification issued by the Instrumentation, Systems and Automation Society of America for each Certified Control Systems Technician.
- c. Experience Record: Submit the following information for supervisory personnel to substantiate their experience record. The supervisor (project engineer, superintendent/manager or foreman) seeking approval must provide a notarized certification statement attesting to the completeness and accuracy of the information submitted. Provide the following experience information for each individual seeking approval as a supervisor:
 - 1) Project owner's name and telephone number of an owner's representative, project identification number, state, city, county, highway number and feature intersected.
 - 2) Provide a detailed description of each bridge construction experience, and the level of supervisory authority during that experience. Report the duration in weeks, as well as begin and end dates, for each experience period.
 - 3) Provide the name, address and telephone number of an individual that can verify that the experience being reported is accurate. This individual should have been an immediate supervisor unless the supervisor cannot be contacted in which case another individual with direct knowledge of the experience is acceptable.
- d. Concrete Post-Tensioned Segmental Box Girder Construction: Ensure the individuals filling the following positions meet the minimum requirements as follows:
 - 1) Project Engineer-New Construction: Ensure the Project Engineer is a registered Professional Engineer with five years of bridge construction experience. Ensure a minimum of three years of experience is in Segmental Box Girder Construction Engineering and includes a minimum of one year in segmental casting yard operations and related surveying, one year in segment erection and related surveying, including post-tensioning and grouting of longitudinal tendons and a minimum of one year as the Project Engineer in responsible charge of Segmental Box Girder Construction Engineering. Ensure this individual is present at the site of construction, at all times while segmental box girder construction or segment erection is in progress.
 - 2) Project Engineer-Repair and Rehabilitation: Ensure the Project Engineer is a registered Professional Engineer with five years of bridge construction experience. Ensure a minimum of three years of experience is in Segmental Box Girder Construction Engineering and includes one year of post-tensioning and grouting of longitudinal tendons and

a minimum of one year as the Project Engineer in responsible charge of Segmental Box Girder rehabilitation engineering or Segmental Box Girder new construction engineering.

3) Project Superintendent/Manager - New Construction:

- a) Ensure the Project Superintendent/Manager has a minimum of ten years of bridge construction experience or is a registered Professional Engineer with five years of bridge construction experience. Ensure that a minimum of three years of experience is in Segmental Box Girder construction operations and includes a minimum of one year in the casting yard operations and related surveying, one year in segment erection and related surveying including post-tensioning and grouting of longitudinal tendons and a minimum of one year as the Project
 - b) Superintendent/Manager in responsible charge of Segmental Box Girder construction operations. Ensure this individual is present at the site of construction, at all times while segmental box girder construction or segment erection is in progress.
- 4) Project Superintendent/Manager-Repair and Rehabilitation: Ensure the Project Superintendent/Manager has a minimum of five years of bridge construction experience or is a registered Professional Engineer with three years of bridge construction experience. Ensure that a minimum of two years of experience is in Segmental Box Girder construction operations and includes a minimum of one year experience performing post-tensioning and grouting of longitudinal tendons and a minimum of one year as the Project Superintendent/Manager in responsible charge of Segmental Box Girder rehabilitation operations or Segmental Box Girder new construction operations.
- 5) Foreman-New Construction: Ensure that the Foreman has a minimum of five years of bridge construction experience with two years of experience in Segmental Box Girder Operations and a minimum of one year as the foreman in responsible charge of Segmental Box Girder new construction Operations. Ensure this individual is present at the site of construction, at all times while segmental box girder construction or segment erection is in progress.
- 6) Foreman-Repair and Rehabilitation: Ensure the Foreman has a minimum of five years of bridge construction experience with two years of experience in Segmental Box Girder Operations and a minimum of one year as the foreman in responsible charge of Segmental Box Girder rehabilitation operations or Segmental Box Girder new construction operations.
- 7) Geometry Control Engineer/Manager:
- a) Ensure that the Geometry Control Engineer/Manager for construction of cast-in-place box segments is a registered Professional Engineer with one year of experience, a non-

registered Engineer with three years of experience or a Registered Professional Land Surveyor with three years of experience in geometry control for casting and erection of cast-in-place box segments. Credit for experience in cast-in-place box girder geometry control will be given for experience in precast box girder geometry control but not vice versa.

- b) Ensure that the Geometry Control Engineer/Manager for precast box segments is a registered Professional Engineer with one year of experience or non-registered with three years of experience in casting yard geometry control of concrete box segments.
 - c) The Geometry Control Engineer/Manager must be responsible for and experienced at implementing the method for establishing and maintaining geometry control for segment casting yard operations and segment erection operations and must be experienced with the use of computer programs for monitoring and adjusting theoretical segment casting curves and geometry. This individual must be experienced at establishing procedures for assuring accurate segment form setup, post-tensioning duct and rebar alignment and effective concrete placement and curing operations as well as for verifying that casting and erection field survey data has been properly gathered and recorded. Ensure this individual is present at the site of construction, at all times while cast-in-place segmental box girder construction is in progress or until casting yard operations and segment erection is complete.
- 8) Surveyor: Ensure that the Surveyor in charge of geometry control surveying for box segment casting and/or box segment erection has a minimum of one year of bridge construction surveying experience. Ensure this individual is present at the site of construction, at all times while segmental box girder construction or segment erection is in progress.
- e. Movable Bridge Construction: Ensure the individual filling the following positions meet the minimum requirements as follows:
- 1) Electrical Journeyman: Ensure the Electrical Journeyman holds, an active journeyman electrician's license and has at least five years experience in industrial electrical work, or is a Certified Control Systems Technician. A Certified Control Systems Technician will not be permitted to perform electrical power work including, but not limited to, conduit and wire-way installation or power conductor connection. Ensure the electrical journeyman has successfully completed the installation of one similar movable bridge electrical system during the last three years.
 - 2) Control Systems Engineer and Mechanical Systems Engineer: Ensure the Control Systems Engineer and Mechanical Systems Engineer are both registered Professional Engineers with a minimum of 10 years supervisory experience each in movable bridge construction. Ensure the engineers have working knowledge of the movable

bridge leaf motion control techniques, mechanical equipment and arrangements specified for this project. Ensure that each Engineer has been in responsible control of the design and implementation of at least three movable bridge electrical control and machinery systems within the past 10 years of which, at least one of the three bridges was within the last three years. Ensure that a minimum of one of the three bridge designs incorporated the same type of leaf motion control and machinery systems specified for this project.

f. Concrete Post-Tensioned Other Than Segmental Box Girder Construction: Ensure the individual filling the following positions meet the minimum requirements as follows:

- 1) Project Engineer: Ensure the Project Engineer is a registered Professional Engineer with five years of bridge construction experience. Ensure that a minimum of three years of experience is in concrete post-tensioned construction. Ensure that the three years of experience includes experience in girder erection, safe use of cranes, stabilization of girders; design of false work for temporary girder support, post-tensioning and grouting operations, and a minimum of one year as the Project Engineer in responsible charge of post-tensioning related engineering responsibilities.
- 2) Project Superintendent/Manager: Ensure the Project Superintendent/Manager has a minimum of ten years of bridge construction experience or is a registered Professional Engineer with five years of bridge construction experience and has a minimum of three years of supervisory experience in girder erection, safe use of cranes, stabilization of girders; design of falsework for temporary girder support post-tensioning, grouting operations and a minimum of one year as the Project Superintendent/Manager in responsible charge of post-tensioning related operations.
- 3) Foreman: Ensure the Foreman has a minimum of five years of bridge construction experience with two years of experience in post-tensioning related operations and a minimum of one year as the foreman in responsible charge of post-tensioning related operations.

g. Post-Tensioning (PT) and Grouting Personnel Qualifications: Perform all stressing and grouting operations in the presence of Engineer and with personnel meeting the qualifications of this article. Coordinate and schedule all PT and grouting activities to facilitate inspection by Engineer.

- 1) Post-Tensioning: Perform all PT field operations under the direct supervision of a Level II CTQP Qualified PT Technician who must be present at the site of the post-tensioning work during the entire duration of the operation. For the superstructures of bridges having concrete post-tensioned box or I girder construction, provide at least two CTQP qualified PT technicians, Level I or II, on the work crew. The supervisor of the work crew, who must be a Level II CTQP Qualified PT Technician, may also be a work crew member, in which case, the

supervisor shall count as one of the two CTQP qualified work crew members. For PT operations other than the superstructures of post-tensioned box or I girder construction, perform all PT operations under the direct supervision of a Level II CTQP Qualified PT Technician who must be present at the site of the PT work during the entire duration of the operation. Work crew members are not required to be CTQP qualified.

2) Grouting:

- a) Perform all grouting field operations under the direct supervision of a Level II CTQP Qualified Grouting Technician who must be present at the site of the grouting work during the entire duration of the operation. For the superstructures of bridges having concrete post-tensioned box or I girder construction, provide at least two CTQP qualified grouting technicians, Level I or II, on the work crew. The supervisor of the work crew, who must be a Level II CTQP Qualified Grouting Technician, may also be a work crew member, in which case, the supervisor shall count as one of two CTQP qualified work crew members.
- b) For grouting operations other than the superstructures of post-tensioned box or I girder construction, perform all grouting operations under the direct supervision of a Level II CTQP Qualified Grouting Technician who must be present at the site of the grouting work during the entire duration of the operation. Work crew members are not required to be CTQP qualified.
- c) Perform all vacuum grouting operations under the direct supervision of a crew foreman who has been trained and has experience in the use of vacuum grouting equipment and procedures. Submit the crew foreman's training and experience records to Engineer prior to performing any vacuum grouting operation.

h. Failure to Comply with Bridge Qualification Requirements:

- 1) Make an immediate effort to reestablish compliance. If an immediate effort is not put forth as determined by Engineer, payment for the bridge construction operations requiring supervisors to be qualified under this Specification will be withheld up to 60 days. Cease all bridge construction and related activities (casting yard, etc.) if compliance is not met within 60 days, regardless of how much effort is put forth. Resume bridge construction operations only after written approval from Engineer stating that compliance is reestablished.

9. Prestressed Concrete Plant Quality Control Personnel:

- a. Ensure each prestressed concrete plant has an onsite production manager, an onsite Plant Quality Control Manager, a Plant engineer, and adequate onsite QC inspectors/technicians to provide complete QC inspections and testing.
- b. Ensure the Plant Manager for QC has at least five years of related experience and a current PCI QC personnel Level III certification and a certificate of completion of FDOT Section 450 Specification examination. Ensure that the QC inspector/technician has current PCI QC

Technician/Inspector Level II certification and a certificate of completion of FDOT Section 450 Specification examination.

- c. Ensure that the batch plant operators of the ready mixed concrete batch plants meet the requirements of Section 9.2 of the FDOT Materials Manual. Ensure that the batch plant operators of the onsite centrally mixed concrete plants meet the training requirements of Subarticle 105-F.11.b.4) b) below.

10. Signal Installation Inspector:

- a. Provide an inspector trained and certified by the International Municipal Signal Association (IMSA) as a Traffic Signal Inspector to perform all signal installation inspections. Use only Department approved signal inspection report forms during the signal inspection activities.
- b. Ensure all equipment, materials, and hardware is in compliance with Department Specifications and verify that all equipment requiring certification is listed on the PWWM Traffic Signals And Signs Qualified Products List (TSSQPL) <http://www.miamidade.gov/qpl/>.
- c. Provide the completed signal inspection report form(s), certified by the IMSA Traffic Signal Inspector to Engineer. Sample forms are available at the FDOT webpage <http://www.dot.state.fl.us/trafficoperations> address:

11. Pipe and Precast Concrete Products Manufacturing Facilities Quality Control Personnel:

- a. General: Obtain personnel certifications from FDOT accredited training providers. The list of FDOT approved courses and their accredited providers is available on the State Materials Office website.
- b. Precast Concrete Drainage Structures, Precast Concrete Box Culvert, Precast Concrete Pipe, Incidental Precast Concrete, and Flexible Pipe Manufacturing Facilities Quality Control Personnel:
 - 1) Level I Quality Control Inspectors: Ensure that the Level I Inspectors have completed a minimum of a 12-hour, Department approved, Level I QC Inspector training course in the respective work area. As an exception to this, ensure Flexible Pipe Level I QC Inspectors have completed a minimum of an 8-hour, Department approved, Level I QC Flexible Pipe Inspector training course. For Incidental Precast Concrete, as an alternative to the completion of the 12-hour training course, the Department will accept QC personnel meeting the requirements of Subarticle 105-F.11.b.4)a) below and CTQP Concrete Field Technician level I certification or Precast/Prestressed Concrete Institute (PCI) Quality Control Technician/Inspector Level II certification.
 - 2) Level II Quality Control Inspectors: Ensure that Level II Inspectors have completed FDOT approved Level I QC Inspector training and a minimum of a 5-hour, FDOT approved, Level II QC Inspector training course in the respective work areas. For Incidental Precast Concrete, as an alternative to the completion of the 5-hour training course, the Department will accept CTQP Concrete Field

Technician Level II or PCI Quality Control Level III certifications.

- 3) Plant Quality Control Manager: Ensure that QC Manager has completed FDOT approved Level II QC Inspector training and has a minimum of 2 years construction related experience in the specific work area.
- 4) Additional Requirements for Quality Control Personnel of Precast Concrete Drainage, Precast Concrete Box Culvert, and Incidental Precast Concrete Manufacturing Facilities:
 - a) Testing Personnel: Ensure the personnel performing plastic property tests have ACI Concrete Field Testing Technician-Grade I certification. Ensure the personnel performing laboratory compressive strength testing have ACI Concrete Laboratory Testing Technician-Grade 1 certification or ACI Concrete Strength Testing Technician certification.
 - b) Batch Plant Operator: Ensure the concrete batch plant operator is qualified as a CTQP Concrete Batch Plant Operator. As an alternative to CTQP qualification, the Department will accept the completion of a minimum of a 6-hour, FDOT approved, Batch Plant Operator training course.

12. Structural Steel and Miscellaneous Metals Fabrication Facility Quality Control Personnel:

- a. Ensure each fabrication facility has an onsite production manager, an onsite facility manager for QC, a plant engineer, and on site QC inspectors/technicians to provide complete QC inspections and testing.
- b. Ensure that the Facility Manager for QC and QC inspectors/technicians meet the certification requirements set forth in the latest version of AASHTO/NSBA Steel Bridge Collaboration S 4.1, Steel Bridge Fabrication QC/QA Guide Specification, including the years of experience required in Table 105-1 below. The Facility Manager for QC must meet the requirements of Table 105-1 for every Structural Steel Member Type produced by a plant with QC being managed by the Facility Manager for QC. The Facility Manager for QC will report directly to the plant manager or plant engineer and must not be the plant production manager nor report to or be the subordinate of the plant production manager. QC inspectors/technicians must be the employees of, and must report directly to the Facility Manager for QC.

TABLE 105-1 Experience Requirements for QC Inspectors/Technicians And Facility Manager for Quality Control		
Structural Steel Member Type	Minimum Years of Experience Required	
	QC Inspector/Technician	Facility Manager for QC
Rolled beam bridges	1 year	3 years
Welded plate girders (I sections, box sections, etc.)	2 years	4 years

Complex structures, such as trusses, arches, cable stayed bridges, and moveable bridges	3 years	5 years
Fracture critical (FC) members	3 years	5 years

G. FDOT Quality Control Program.

1. Producers for the following materials must have an accepted FDOT Quality Control Program during the production of materials to be used on Department projects and be currently listed in the FDOT Materials/Producer Listings and must meet and maintain the approved FDOT Quality Control Program requirements at all times while producing materials that will be incorporated into the Project (<http://www.dot.state.fl.us/statematerialsoffice/quality/programs/qualitycontrol/materialslistings/postjuly2002.shtm>):
 - a. Aggregate
 - b. Asphalt Mix
 - c. Cementitious Material
 - d. Drainage Products
 - e. Earthwork
 - f. Galvanize Metal Products
 - g. Portland Cement Concrete (Structural)
 - h. Prestress/Precast Concrete Products
 - i. Steel and Miscellaneous Metal
 - j. Timber
2. When accreditation or certification is required, make supporting documents from the two previous inspections performed by the accrediting or certifying agency available to the Department upon request.
3. Prestressed Concrete Quality Control Program: Ensure that prestressed concrete plants participating in the FDOT's Acceptance Program are qualified. Obtaining qualification requires a current certification from a FDOT approved precast prestressed concrete plant certification agency and a FDOT approved Quality Control Plan. The list of FDOT approved certification agencies is available on the website of the FDOT State Materials Office.
4. Steel and Miscellaneous Metals Quality Control Program:
 - a. Ensure that the fabricators of Steel and miscellaneous metal products participating in the FDOT's Quality Control Acceptance Program are qualified. Obtaining qualification requires an accepted FDOT Quality Control Plan. A current American Institute for Steel Construction (AISC) certification is a requirement for the Quality Control Acceptance Program of the steel and miscellaneous metal fabricators, provided that AISC certification program is available for the category of the fabrication products.
 - b. Steel and Miscellaneous Metal products, including aluminum, are defined as the metal components of bridges, including pedestrian and moveable bridges,

overhead and cantilevered sign supports, ladders and platforms, bearings, end wall grates, roadway gratings, drainage items, expansion joints, roadway decking, shear connectors, handrails, galvanized products, fencing, guardrail, light poles, high mast light poles, standard mast arm assemblies and Monotube assemblies, stay in-place forms, casing pipe, strain poles, fasteners, connectors and other hardware.

107 LITTER REMOVAL AND MOWING (REV. 11-25-2015)

A. Description.

1. Contractor to be responsible for the work below in areas where the County or the property owner has restricted or limited access to maintain the property.
 - a. Provide pickup, removal and disposal of litter within the project limits from the outside edge of travel way to the right of way line. Include the median on divided highways, from the inside edge of travel way to the inside edge of travel way. Litter includes; but is not limited to, bottles, cans, paper, tires, tire pieces, lumber, vehicle parts, metal junk, and brush debris. Exclude any inaccessible areas or areas identified in the Plans as new landscaping in accordance with the Contract Documents.
 - b. Mow turf or vegetation within the project limits. Turf consists of grasses planted in accordance with FDOT Section 570. Vegetation consists of planted and natural grasses, weeds, and other natural vegetation that have been previously mowed. Exclude any areas identified in the Plans as new landscaping in accordance with the Contract Documents.

B. Operation.

1. Frequency:
 - a. Remove litter daily from the beginning of the project until final completion, unless otherwise directed by the Engineer. Continue litter removal until final acceptance.
 - b. Begin mowing when directed by the Engineer and continue per the frequency agreed, (every month or less depending of the weather season) unless otherwise directed by the Engineer. Mow all areas to obtain a uniform height of 6 inches. Maintain turf and vegetation height between 6 inches and 12 inches. Do not include seed stalk or wildflowers when measuring height. Continue mowing until final acceptance. After final acceptance perform litter removal and mowing until new turf is established in accordance with FDOT 570-4 at no cost to the County.
 - c. Perform litter removal prior to and in conjunction with mowing; however, the Engineer may direct litter pickups in addition to those performed in conjunction with mowing. Do not mow new turf until a healthy root system is established. In designated wildflower areas, avoid cutting wildflowers when in bloom and when re-seeding.
2. General:

- a. Mow shoulders and medians concurrently so that not more than one mile will be left partially mowed at the conclusion of the working day. Mow turf and vegetation on slopes or around appurtenances concurrent with the mowing operation. In areas saturated with standing water, mow or cut to the surface of the water using hand labor or other specialized equipment when standard equipment will cause damage. Do not remove turf or other vegetation cuttings from the right-of-way, or rake or pick up the cuttings unless the cuttings are in the traveled ways, bike lanes, or sidewalk; are obstructing drainage structures; or are the result of cleaning the equipment.
- 3. Limitations:
 - a. Maintain traffic in accordance with Article 102-Maintenance of Traffic. When mowing within four feet of a travel lane, operate the equipment in the same direction of traffic, unless the adjacent lane is closed to traffic due to construction operations. Perform all work during daylight hours.
- 4. Disposal of Litter and Debris:
 - a. During each litter removal cycle, bag and remove all litter or piles at the end of each working day. Dispose of litter in accordance with applicable local and state laws. Do not store or stockpile litter within the project limits.
- C. Method of Measurement.
 - 1. No measure is included for litter removal or mowing.
- D. Basis of Payment.
 - 1. All work and incidental costs specified as being covered under this Article will be included for payment under the several scheduled items of the overall Contract, and no separate payment will be made.

110 CLEARING AND GRUBBING (REV. 05-16-11)

A. General.

- 1. Perform all Clearing and Grubbing required by the Contract Documents or necessary to prepare the Project site for the proposed construction.
- 2. Remove and dispose of all structures, material, product and debris not required to be salvaged or not required to complete the construction.
- 3. Trim trees and shrubs within the Project right-of-way that are required by the Contract Documents or necessary for the construction of the Project.
- 4. Perform the work and meet all the requirements for the miscellaneous operations described in Subarticle B.6 herein.
- 5. Protect and do not displace structures which are to remain in place.

B. Clearing and Grubbing:

1. Standard Clearing and Grubbing.

- a. Perform Standard Clearing and Grubbing within:
 - 1) Right-of-way of the roadway to be constructed.
 - 2) All Project areas, whether or not shown in the Plans, that require Clearing and Grubbing including:
 - a) Areas where excavation is to be done.
 - b) Areas where roadway embankments will be constructed.
 - c) Areas where structures will be constructed or installed.
- b. Work includes complete removal and disposal of:
 - 1) All buildings, structures, appurtenances, existing pavement, trees, plants, vegetation, timber, brush, stumps, roots, rubbish, debris, and all other obstructions resting on or protruding through the surface of the existing ground and the surface of excavated areas.
 - 2) All other structures and obstructions necessary to be removed and for which other items of the Contract do not specify the removal thereof.
 - 3) Any boulders encountered in the roadway excavation or found on the surface of the ground unless otherwise permitted by the Contract Documents
- c. Depths of Removal of Roots, Stumps, and Other Debris:
 - 1) Completely remove and dispose of all stumps found within the roadway right-of-way.
 - 2) Remove roots and other debris from all excavated material to be used in the construction of roadway embankment.
 - 3) In all areas where excavation is to be performed or roadway embankments are to be constructed, plow the surface to a depth of at least 6 inches, and remove roots and other debris to a depth of 12 inches below the ground surface.
 - 4) Remove all roots and other debris protruding through or appearing on the surface of the completed excavation within the roadway area and for structures, to a depth of at least 12 inches below the finished excavation surface.
 - 5) In borrow pits, material pits, and lateral ditches, remove or cut off all stumps, roots, etc. below the surface of the completed excavation. Do not perform any clearing or grubbing within 3 feet inside the right-of-way line in borrow and material pits.
 - 6) Within all other areas where Standard Clearing and Grubbing is to be performed, remove roots and other debris projecting through or appearing on the surface of the original ground to a depth of 12 inches below the surface, but do not plow or harrow these areas.
- d. Trees to Remain:

- 1) As an exception to the above provisions, where so directed by the Engineer, trim, protect, and leave standing desirable trees within the Project area.
- 2) Trim branches of trees extending over the area occupied by the roadway as directed, to give a clear height of 16 feet above the roadway.

2. Selective Clearing and Grubbing.

- a. Perform Selective Clearing and Grubbing only in areas so designated in the Plans or where directed by the Engineer.
- b. Completely remove and dispose of stumps and remove and dispose of all vegetation, obstructions, etc., as required for Standard Clearing and Grubbing except that, where so elected, the Contractor may cut roots flush with the ground surface.
- c. Entirely remove undergrowth except in specific areas designated by the Engineer to remain for aesthetic purposes.
- d. Trim, protect, and leave standing desirable trees, with the exception of such trees as the Engineer may designate to be removed in order to facilitate right-of-way maintenance. Remove undesirable or damaged trees as so designated by the Engineer.

3. Removal of Buildings.

- a. Completely remove all parts of the buildings, including utilities, plumbing, foundations, floors, basements, steps, connecting concrete sidewalks or other pavement, septic tanks, and any other appurtenances, by any practical manner which is not detrimental to other property and improvements. Remove utilities to the point of connection to the utility authority's cut-in.
- b. After removing the sewer connections to the point of cut-in, construct a concrete plug at the cut-in point, as directed by the Engineer, except where the utility owners may elect to perform their own plugging. Contact the appropriate utility companies prior to removal of any part of the building to ensure disconnection of services.
- c. Removal by Others: Where buildings within the area to be cleared and grubbed are so specified to be removed by others, remove and dispose of any foundations, curtain walls, concrete floors, basements or other foundation parts which might be left in place after such removal of buildings by others.

4. Removal of Existing Structures.

- a. Structures to be removed include:
 - 1) Structures, or portions of structures, shown in the Plans to be removed;
 - 2) Structures, or portions of structures, found within the areas requiring Clearing and Grubbing, and directed by the Engineer to be removed;
 - 3) Structures, or portion of structures, which are necessary to be removed in order to construct new structures; and
 - 4) All other appurtenances or obstructions which may be designated in the Contract Documents as to be included for removal under this Article.

b. Removal Requirements:

1) General:

- a) Remove and dispose of all materials from existing structures required to be removed.
- b) Remove the structures in a neat manner so as to leave no obstructions to any proposed new structures, construction, or to any waterways.
- c) Pull, cut off, or break off pilings to the requirements of the permit or other Contract Documents, whichever requires the deepest removal, but not less than 2 feet below the finish ground line.
- d) If Plans indicate channel excavation to be done by others, consider the finish ground line as the limits of such excavation.
- e) For materials which are to remain the property of the Department or are to be salvaged for use in temporary structures, avoid damage to such materials, and entirely remove all bolts, nails, etc. from timbers to be so salvaged.
- f) Mark structural steel members for identification as directed.

2) Removal of Steel Members With Hazardous Coatings:

- a) Provide to the Engineer for approval, a copy of the "Contractor's Lead in Construction Compliance Program" from the firm actually removing and disposing of these steel members before any members are disturbed.
- b) Vacuum power tool clean any coated steel member to bare metal as defined by SSPC-SP11 a minimum of 4 inches either side of any area to be heated (torch cutting, sawing, grinding, etc.) in accordance with 29 CFR 1926.354. Abrasive blasting is prohibited.
- c) Provide air supplied respirators in accordance with 29 CFR 1926.62 and 29 CFR 1910.134.

c. Partial Removal of Bridges:

- 1) For all demolition methods, submit for review and approval of the Engineer, a demolition plan that describes the method of removal, equipment to be used, types of rebar splices or couplers, and method of straightening or cutting rebars. In addition, for hydro-demolition, describe the method for control of water or slurry runoff and measures for safe containment of concrete fragments that are thrown out by the hydro-demolition machine.
- 2) Where concrete is to be removed to neat lines, use concrete saws or hydro-demolition methods capable of providing a reasonably uniform cleavage face. If the equipment used will not provide a uniform cut without surface spalling, first score the outlines of the work with small trenches or grooves.
- 3) On concrete bridges to be partially removed and widened, remove concrete by manually or mechanically operated pavement breakers, by concrete saws, by chipping hammers, or by hydro-demolition methods. Do not use explosives.

- d. Authority of U.S. Coast Guard: For structures in navigable waters, when constructing the project under authority of a U.S. Coast Guard permit, the U.S. Coast Guard may inspect and approve the work to remove any existing structures involved therein, prior to acceptance by the Department.
 - e. Asbestos Containing Materials (ACM) Not Identified Prior to the Work:
 - 1) When encountering or exposing any condition indicating the presence of asbestos, cease operations immediately in the vicinity and notify the Engineer.
 - 2) Make every effort to minimize the disturbance of the ACM. Immediately provide for the health and safety of all workers at the job site and make provisions necessary for the health and safety of the public that may be exposed to any potentially hazardous conditions. Provisions shall meet all applicable laws, rules or regulations covering hazardous conditions and will be in a manner commensurate with the gravity of the conditions.
 - 3) The Engineer will direct the Prime Contractor when operations may resume in the affected area.
5. Removal of Existing Concrete Pavement.
- a. Remove and dispose of existing rigid portland cement concrete pavement, sidewalk, slope pavement, ditch pavement, curb, and curb and gutter etc., where shown in the plans or ordered by the Engineer to be removed or where required because of the construction operations.
 - b. The work under Removal of Existing Concrete Pavement does not include the removal of retaining walls, drainage structures and flexible asphalt pavement.
6. Miscellaneous Operations.
- a. Water Wells Required to be Plugged:
 - 1) Fill or plug all water wells within the right-of-way, including areas of borrow pits and lateral ditches that are not to remain in service, in accordance with applicable Water Management District rules or the Department of Environmental Protection regulations.
 - 2) Cut off the casing of cased wells at least 12 inches below the ground line or 12 inches below the elevation of the finished excavation surface, whichever is lower. Water wells, as referred to herein, are defined either as artesian or non-artesian, as follows:
 - a) An artesian well is an artificial hole in the ground from which water supplies may be obtained and which penetrates any water-bearing rock, the water in which is raised to the surface by natural flow or which rises to an elevation above the top of the water-bearing bed. Artesian wells are further defined to include all holes drilled as a source of water that penetrate any water-bearing beds that are a part of the artesian water system of Florida, as determined by representatives of the applicable Water Management District.
 - b) A non-artesian (water-table) well is a well in which the source of water is an unconfined aquifer. The water in a non-artesian well does not rise above the source bed.
 - b. Landscape Areas: When certain areas of the right-of-way, outside of the limits of construction, are shown in the plans or designated by the Engineer to be landscaped, either under the construction Contract or at a later time, remove undesirable trees, stumps, undergrowth, and vegetation, as directed, and preserve and trim natural growth and trees as directed by the Engineer.
 - c. Leveling Terrain: Within the areas between the limits of construction and the outer limits of clearing and grubbing, fill all holes and other depressions, and cut down all mounds and ridges. Make the area of a sufficient uniform contour so that the Department's subsequent mowing and cutting operations are not hindered by irregularity of terrain. Perform this work regardless of whether the irregularities were the result of construction operations or existed originally.
 - d. Mailboxes: When the Contract Documents require furnishing and installing mailboxes, permit each owner to remove the existing mailbox. Work with the Local Postmaster to develop a method of temporary mail service for the period between removal and installation of the new mailboxes. Install the mailboxes in accordance with the Design Standards.
- C. Ownership of Materials.
- 1. Except as may be otherwise specified in the Contract Documents, the Contractor shall take ownership of all buildings, structures, appurtenances, and other materials removed by him and shall dispose of them in accordance with subarticle D below.
- D. Disposal of Materials.
- 1. General:
 - a. Dispose of all debris, timber, stumps, brush, roots, rubbish, and other waste material resulting from clearing and grubbing in areas and by methods meeting the applicable requirements of all Local, State and Federal regulations.
 - 2. Disposal of Treated Wood:
 - a. Treated wood, including that which comes from bridge channel fender systems, must be handled and disposed of properly during removal.
 - b. Treated wood should not be cut or otherwise mechanically altered in a manner that would generate dust or particles without proper respiratory and dermal protection.
 - c. Treated wood must be disposed of in at least a lined solid waste facility or through recycling/reuse.
 - d. Treated wood shall not be disposed by burning or placement in a construction and demolition (C&D) debris landfill.
 - e. All compensation for the cost of removal and disposal of treated wood will be included in the Cost of Removal of Existing Structures when an item for direct payment

is provided in the Contract. If an item of direct payment is not provided in the Contract, the aforementioned cost is included in the cost for Clearing and Grubbing or among the other items of work in the Contract.

3. Hazardous Materials/Waste:

a. General:

- 1) Handle, transport and dispose of hazardous materials in accordance with all Local, State and Federal requirements including the following:
 - a) SSPC Guide 7
 - b) Federal Water Pollution Control Act, and
 - c) Resource Conservation and Recovery Act (RCRA).
- 2) Accept responsibility for the collection, sampling, classification, packaging, labeling, accumulation time, storage, manifesting, transportation, treatment and disposal of hazardous waste, both solid and liquid. Separate all solid and liquid waste and collect all liquids used at hygiene stations and handle as hazardous materials/waste. Obtain written approval from the Engineer and required agencies for all hazardous materials/waste stabilization methods before implementation.
- 3) Obtain an EPA/FDEP Hazardous Waste Identification Number (EPA/FDEP ID Number) before transporting and/or disposal of any hazardous materials/waste.
- 4) List the Department as the generator of all hazardous materials/waste.
- 5) Submit the following for the Engineers' approval before transporting, treatment or disposal of any hazardous materials/waste:
 - a) Name, address and qualifications of the transporter,
 - b) Name, address and qualifications of the treatment facility,
 - c) Proposed treatment and/or disposal of all Hazardous Materials/Waste.
- 6) Transport all hazardous materials/waste in accordance with applicable 40 CFR 263 Standards. Provide a copy of all completed Hazardous Materials/Waste manifest/bills of lading to the Engineer within 21 days of each shipment.

b. Steel Members With Hazardous Coating:

- 1) Unless otherwise required by the Contract Documents, dispose of steel members with hazardous coating in one of the following manners:
 - a) Deliver the steel members and other hazardous waste to a licensed recycling or treatment facility capable of processing steel members with hazardous coating.
 - b) Deliver any other hazardous materials/waste to a licensed hazardous materials/waste recycling treatment facility.

2) Dismantle and/or cut steel members to meet the required dimensions of the recycling facility, treatment facility or other regulatory agency.

3) All compensation for the cost of removal and disposal of hazardous materials/waste will be included in the Cost of Removal of Existing Structures when an item for direct payment is provided in the Contract. If an item of direct payment is not provided in the Contract, the aforementioned cost is included in the cost for Clearing and Grubbing or among the other items of work in the Contract.

c. Certification of Compliance:

- 1) Furnish two copies of Certification of Compliance from the firm actually removing and disposing of the hazardous materials/waste stipulating, the hazardous materials/waste has been handled, transported and disposed of in accordance with this Specification.
- 2) The Certification of Compliance shall be attested to by a person having legal authority to bind the company.

d. Maintain all records required by this Specification and ensure they are available to the Department upon request.

E. Method of Measurement.

1. Clearing and Grubbing:

- a. No Direct Payment Provided: When no item for direct payment of Clearing and Grubbing is provided by the Contract, the costs for performing all work and meeting the requirements of this Article will be included among the various scheduled items of the Contract.
- b. Direct Payment Provided: When direct payment for Clearing and Grubbing is provided in the Contract, the quantity to be paid for will be the lump sum quantity.

2. One or more of the following items may appear in a contract where no direct payment item for Clearing and Grubbing is provided. Only those items with an Awarded Unit Price will be considered for direct payment. All other work of Clearing and Grubbing is included among the various scheduled items of the Contract.

- a. Removal of Existing Structures: When a separate item for the Removal of Existing Structures is provided for direct payment in the Contract, the quantity to be paid for will be the lump sum quantity or actual quantities for the specific structures removed, as stipulated in the Contract Documents.
- b. Removal of Existing Concrete Pavement: When a separate item for Removal of Existing Concrete Pavement is provided for direct payment in the Contract, the quantity to be paid for will be the number of square yards of existing pavement of the types listed in subarticle B.5 herein, acceptably removed and disposed of, as specified. The quantity will be determined by actual measurement along the surface of the pavement before its removal. Measurements for appurtenances which have irregular surface configurations, such as curb and gutter, steps, and

ditch pavement, will be the area as projected to an approximate horizontal plane. Where the removal of pavement areas is necessary only for the construction of box culverts, pipe culverts, storm sewers, french drains, inlets, manholes, etc., these areas will not be included in the measurements.

- c. Removal of Trees: When separate items for the Removal of Trees are provided for direct payment in the Contract, trees that are greater than 6 inches in diameter, will be paid on a per each basis by actual count by the Engineer of such trees under the appropriate item provided in the Contract. The diameter of a tree shall be obtained by measuring its circumference at 4.5 feet above the ground using a flexible tape measure and dividing the circumference by 3.14. If the tree is growing on a slope, the circumference is measured at 4.5 feet from the center of the slope. If the tree begins to branch below 4.5 feet, measure at the smallest circumference below the first branch.
- d. Plugging Water Wells: When a separate item for Plugging of Water Wells is provided for direct payment in the Contract, the quantity to be paid for will be the number of water wells plugged, for each type of well (artesian or non-artesian).
- e. Mailboxes: When a separate item is provided in the Contract for furnishing and installing mailboxes, the quantity to be paid for will be the number of mailboxes acceptably furnished and installed.
- f. Delivery of Salvageable Material to the Department: When a separate item is provided in the Contract for the delivery of salvageable material to the Department, the quantity to be paid for will be the Lump Sum quantity for delivery of salvageable materials to the Department as indicated in the Plans or as directed by the Engineer.

F. Basis of Payment.

1. Clearing and Grubbing:

- a. No Direct Payment Provided: When direct payment for Clearing and Grubbing is not provided in the Contract, the cost of any work of clearing and grubbing necessary for the proper construction of the Project and meeting all requirements of this Article, is included in the Contract price for the structure or other item of work for which such clearing and grubbing is required.
- b. Direct Payment Provided:
 - 1) Price and payment will be full compensation for all clearing and grubbing indicated or required for the construction of the entire Project, including all necessary hauling, furnishing equipment, equipment operation, furnishing any areas required for disposal of debris, leveling of terrain and the landscaping work of trimming, etc., as specified herein, except for any areas designated to be paid for separately or to be specifically included in the costs of other work under the Contract.
 - 2) Unless otherwise provided by the Contract, price and payment will be full compensation for all work required by this Article including Removal of Existing Structures, Removal of Existing Concrete Pavement, Removal of Trees, Plugging of Water

Wells, Mailboxes, and Delivery of Salvageable Material to the Department.

- 3) Where construction easements are specified in the Plans and the limits of clearing and grubbing for such easements are dependent upon the final construction requirements, no adjustment will be made in the lump sum price and payment, either over or under, for variations from the limits of the easement defined on the Plans.

- c. The Contractor shall include the cost of all clearing and grubbing which might be necessary in pits or areas from which base material is obtained in the Contract price for the base in which such material is used.
- d. The clearing and grubbing of areas for obtaining stabilizing materials, where required only for the purpose of obtaining materials for stabilizing, will not be paid for separately.

2. Removal of Existing Structures:

- a. Price and payment will be full compensation for all work of removal and disposal of the designated structures.
- b. When direct payment for the removal of existing structures is not provided in the Contract, the cost of removing all structures is included in the Contract price for Clearing and Grubbing or, if no item of Clearing and Grubbing is included, in the compensation for the other items covering the new structure being constructed.

3. Removal of Existing Concrete Pavement:

- a. Price and payment will be full compensation for performing and completing all the work of removal and satisfactory disposal including any saw cutting required.
- b. When direct payment for the removal of existing concrete pavement is not provided in the Contract and no applicable item of excavation or embankment covering such work is included in the Contract, the Contractor shall include the costs of this work in the Contract price for the item of Clearing and Grubbing or, if no item of Clearing and Grubbing is included in the Contract, in any work, pipe or other structure for which the concrete pavement removal is required.

4. Removal of Trees:

- a. Price and payment will be full compensation for complete removal and disposal of each tree counted by the Engineer pursuant to these specifications.
- b. When direct payment for the removal of trees is not provided in the Contract, the cost of removing all trees is included in the Contract price for Clearing and Grubbing or, if no item of Clearing and Grubbing is included in the Contract, in the compensation for all other items in the Contract.

5. Plugging Water Wells:

- a. Price and payment will be full compensation for each type of well acceptably plugged.
- b. When direct payment for plugging water wells is not provided in the Contract, the cost plugging water wells is included in the Contract price for Clearing and Grubbing or, if no item of Clearing and Grubbing is

included in the Contract, in the compensation for all other items in the Contract.

6. Mailboxes:

- a. Price and payment will be full compensation for all work and materials required, including supports and numbers.
- b. When direct payment for mailboxes is not provided in the Contract, the cost for all work and materials required, including supports and numbers, is included in the Contract price for Clearing and Grubbing or, if no item of Clearing and Grubbing is included in the Contract, in the compensation for all other items in the Contract.

7. Delivery of Salvageable Material to the Department:

- a. Price and payment will be full compensation for all work required for delivery of the materials to the Department.
- b. When the Contract does not provide direct payment for the Delivery of Salvageable Material that is to be delivered to the County, the cost of Delivery of Salvageable Material is included in the Contract price for Clearing and Grubbing or, where no item for Clearing and Grubbing is included in the Contract, in the compensation for all other items in the Contract.

8. Payment Items:

- a. No separate item(s) for Clearing and Grubbing will be provided under this contract

120 EARTHWORK AND RELATED OPERATIONS

A. Description.

1. General:

- a. Earthwork and Related Operations consists of excavation for the construction of the roadway, excavation for structures and pipe, constructing backfill around structures and pipe, and constructing embankments as required for the roadway, ditches, and channel changes.
- b. Perform Earthwork and Related Operations based on the type of work specified in the Contract Documents.
- c. Meet the applicable requirements for materials, equipment and construction as specified in the Contract Documents.

B. Classes of Excavation.

1. Excavation of Unsuitable Material: Excavation of unsuitable material consists of the removal of muck, clay, rock or any other material that is unsuitable in its original position and that is excavated below the finished grading template. For stabilized bases and sand bituminous road mixes, the finished grading template is the top of the finished base, shoulders and slopes. For all other bases and rigid pavement, the finished grading template is the finished shoulder and slope lines and bottom of completed base or rigid pavement.
2. Lateral Ditch Excavation: Lateral Ditch Excavation consists of all excavation of inlet and outlet ditches to

structures and roadway, changes in channels of streams, and ditches parallel to the roadway right-of-way.

3. Channel Excavation: Channel Excavation consists of the excavation and satisfactory disposal of all materials from the limits of the channel as shown in the Plans.

4. Excavation for Structures and Pipe: Excavation for Structures consists of the excavation for bridge foundations, box culverts, pipe culverts, storm sewers and all other pipe lines, retaining walls, headwalls for pipe culverts and drains, catch basins, drop inlets, manholes, and similar structures.

C. Excavation Requirements.

1. Excavation and Replacement of Unsuitable Materials: Where rock, muck, clay, or other material within the limits of the roadway is unsuitable in its original position, excavate such material to the cross-sections shown in the Plans or indicated by the Engineer, and backfill with suitable material. Shape backfill materials to the required cross-sections. Where the removal of plastic soils below the finished earthwork grade is required, meet a construction tolerance of ± 0.2 foot in depth and ± 6 inches (each side) in width.

2. Lateral Ditch Excavation: Excavate inlet and outlet ditches to structures and roadway, changes in channels of streams and ditches parallel to the roadway. Dress lateral ditches to the grade and cross-section shown in the Plans.

3. Channel Excavation: Excavate and dispose of all materials from the limits of the channel as shown in the Plans. Excavate for bridge foundations, box culverts, pipe culverts, storm sewers and all other pipe lines, retaining walls, headwalls for pipe culverts and drains, catch basins, drop inlets, manholes, and similar structures.

4. Excavation for Structures and Pipe.

- a. General: Excavate foundation pits to permit the placing of the full widths and lengths of footings shown in the Plans, with full horizontal beds. Do not round or undercut corners or edges of footings. Perform all excavation to foundation materials, satisfactory to the Engineer, regardless of the elevation shown on the Plans. Perform all excavation in stream beds to a depth at least 4 feet below the permanent bed of the stream, unless a firm footing can be established on solid rock before such depth is reached, and excavate to such additional depth as may be necessary to eliminate any danger of undermining. Wherever rock bottom is secured, excavate in such manner as to allow the solid rock to be exposed and prepared in horizontal beds for receiving the masonry. Remove all loose and disintegrated rock or thin strata. Have the Engineer inspect and approve all foundation excavations prior to placing masonry.

- b. Earth Excavation:

- 1) Foundation Material other than the Rock: When masonry is to rest on an excavated surface other than rock, take special care to avoid disturbing the bottom of the excavation, and do not remove the final foundation material to grade until just before placing the masonry. In case the foundation

material is soft or mucky, the Engineer may require excavation to a greater depth and to backfill to grade with approved material.

- 2) Foundation Piles: Where foundation piles are used, complete the excavation of each pit before driving the piles. After the driving is completed, remove all loose and displaced material, leaving a smooth, solid, and level bed to receive the masonry.
- 3) Removal of Obstructions: Remove boulders, logs, or any unforeseen obstacles encountered in excavating.
- c. Rock Excavation: Clean all rock and other hard foundation material, remove all loose material, and cut all rock to a firm surface. Either level, step vertically and horizontally, or serrate the rock, as may be directed by the Engineer. Clean out all seams, and fill them with concrete or mortar.
- d. Pipe Trench Excavation:
 - 1) Excavate trenches for pipe culverts and storm sewers to the elevation of the bottom of the pipe and to a width sufficient to provide adequate working room. Remove soil not meeting the classification specified herein for suitable backfill material for backfilling around pipe to a depth of 4 inches below the bottom of the pipe elevation. Remove rock, boulders or other hard lumpy or unyielding material to a depth of 12 inches below the bottom of the pipe elevation. Remove muck or other soft material to a depth necessary to establish a firm foundation. Where the soils permit, ensure that the trench sides are vertical up to at least the mid-point of the pipe.
 - 2) For pipe lines placed above the natural ground line, place and compact the embankment, prior to excavation of the trench, to an elevation at least 2 feet above the top of the pipe and to a width equal to four pipe diameters, and then excavate the trench to the required grade.

D. Disposal of Surplus and Unsuitable Material.

1. Ownership of Excavated Materials: Dispose of surplus and excavated materials as shown in the Plans or, if the Plans do not indicate the method of disposal, take ownership of the materials and dispose of them in an authorized and lawful manner.
2. Disposal of Muck on Side Slopes: As an exception to the provisions herein for Ownership of Excavated Materials, when approved by the Engineer, muck (A-8 material) may be placed on the slopes, or stored alongside the roadway, provided there is a clear distance of at least 6 feet between the roadway grading limits and the muck, and the muck is dressed to present a neat appearance. In addition, this material may also be disposed of by placing it on the slopes where, in the opinion of the Engineer, this will result in an aesthetically pleasing appearance and will have no detrimental effect on the adjacent developments. Where the Engineer permits the disposal of muck or other unsuitable material inside the right-of-way limits, do not place such material in a manner which will impede the inflow or outfall of any channel or of side ditches. The Engineer will determine the limits

adjacent to channels within which such materials may be disposed.

3. Disposal of Paving Materials: Unless otherwise noted, take ownership of paving materials, such as paving brick, asphalt block, concrete slab, sidewalk, curb and gutter, etc., excavated in the removal of existing pavements, and dispose of them outside the right-of-way. If the materials are to remain the property of the Agency, place them in neat piles as directed. Existing limerock base that is removed may be incorporated in the stabilized portion of the subgrade. If the construction sequence will allow, incorporate all existing limerock base into the project as allowed by the Contract Documents.
4. Disposal Areas:
 - a. Where the Contract Documents require disposal of excavated materials outside the right-of-way, and the disposal area is not indicated in the Contract Documents, furnish the disposal area without additional compensation.

E. Materials for Embankment.

1. General Requirements for Embankment Materials:
 - a. Construct embankments using suitable materials excavated from the roadway or delivered to the jobsite from authorized borrow pits.
 - b. Construct the embankment using maximum particle sizes (in any dimension) as follows:
 - 1) In top 12 inches: 3 1/2 inches (in any dimension).
 - 2) 12 to 24 inches: 6 inches (in any dimension).
 - 3) In the depth below 24 inches: not to exceed 12 inches (in any dimension) or the compacted thickness of the layer being placed, whichever is less.
 - c. Spread all material so that the larger particles are separated from each other to minimize voids between them during compaction. Compact around these rocks in accordance with the requirements herein for Compaction of Embankments.
 - d. When and where approved by the Engineer, larger rocks (not to exceed 18 inches in any dimension) may be placed outside the one to two slope and at least 4 feet or more below the bottom of the base. Compact around these rocks to a firmness equal to that of the supporting soil. Where constructing embankments adjacent to bridge end bents or abutments, do not place rock larger than 3 1/2 inches in diameter within 3 feet of the location of any end-bent piling.
2. Use of Materials Excavated From the Roadway and Appurtenances: Assume responsibility for determining the suitability of excavated material for use on the project in accordance with the applicable Contract Documents. Consider the sequence of work and maintenance of traffic phasing in the determination of the availability of this material.
3. Authorization for Use of Borrow: Use borrow only when sufficient quantities of suitable material are not available from roadway and drainage excavation, to properly construct the embankment, subgrade, and shoulders,

and to complete the backfilling of structures and pipe. Do not use borrow material until authorized by the Engineer, and then only use material from approved borrow pits.

a. Haul Routes for Borrow Pits:

- 1) Provide and maintain, at no expense to the County, all necessary roads for hauling the borrow material. Where borrow area haul roads or trails are used by others, do not cause such roads or trails to deteriorate in condition.
- 2) Arrange for the use of all non-public haul routes crossing the property of any railroad. Incur any expense for the use of such haul routes. Establish haul routes which will direct construction vehicles away from developed areas when feasible, and keep noise from hauling operations to a minimum. Advise the Engineer in writing of all proposed haul routes.

b. Borrow Material for Shoulder Build-up: When so indicated in the Plans, furnish borrow material with a specific minimum bearing value, for building up of existing shoulders. Blend materials as necessary to achieve this specified minimum bearing value prior to placing the materials on the shoulders. Take samples of this borrow material at the pit or blended stockpile.

4. Materials Used at Pipes, Culverts, etc.: Construct embankments over and around pipes, culverts, and bridge foundations with selected materials.

F. Embankment Construction.

1. General: Construct embankments in sections of not less than 300 feet in length or for the full length of the embankment.

2. Dry Fill Method:

a. General:

- 1) Construct embankments to meet the requirements of subarticle G (Compaction Requirements) and in accordance with the Acceptance Program requirements herein. Restrict the compacted thickness of the last embankment lift to 6 inches maximum.
- 2) As far as practicable, distribute traffic over the work during the construction of embankments so as to cover the maximum area of the surface of each layer.
- 3) Construct embankment in the dry whenever normal dewatering equipment and methods can accomplish the needed dewatering.
 - a) For A-3 and A-2-4 Materials with up to 15% fines: Construct the embankment in successive layers with lifts up to a maximum compacted thickness of 12 inches. Ensure the percentage of fines passing the No. 200 US Standard sieve in the A 2 4 material does not exceed 15%.
 - b) For A-1 Plastic materials (As designated in FDOT Design Standard Index 505) and A-2-4 Materials with greater than 15% fines: Construct the embankment in successive layers with lifts up to a maximum compacted thickness of 6 inches.

c) Equipment and Methods: Provide normal dewatering equipment including, but not limited to, surface pumps, sump pumps and trenching/digging machinery. Provide normal dewatering methods including, but not limited to, constructing shallow surface drainage trenches/ditches, using sand blankets, sumps and siphons.

4) When normal dewatering does not adequately remove the water, the Engineer may require the embankment material to be placed in the water or in low swampy ground in accordance with the requirements herein for Compaction Where Plastic Material Has Been Removed.

b. Placing in Unstable Areas: Where depositing the material in water, or in low swampy ground that will not support the weight of hauling equipment, construct the embankment by dumping successive loads in a uniformly distributed layer of a thickness not greater than necessary to support the hauling equipment while placing subsequent layers. Once sufficient material has been placed so that the hauling equipment can be supported, construct the remaining portion of the embankment in layers in accordance with the applicable provisions herein for Compaction Where Plastic Material Has Been Removed and for Compaction of Grassed Shoulder Areas.

c. Placing on Steep Slopes: When constructing an embankment on a hillside sloping more than 20 degrees from the horizontal, before starting the fill, deeply plow or cut into steps the surface of the original ground on which the embankment is to be placed.

d. Placing Outside Standard Minimum Slope: Where material that is unsuitable for normal embankment construction is to be used in the embankment outside the standard minimum slope (approximately one to two), place such material in layers of not more than 18 inches in thickness, measured loose. The Contractor may also place material which is suitable for normal embankment, outside such standard minimum slope, in 18 inch layers. Maintain a constant thickness for suitable material placed within and outside the standard minimum slope, unless placing in a separate operation.

3. Hydraulic Method:

a. Method of Placing: When the hydraulic method is used, as far as practicable, place all dredged material in its final position in the embankment by such method. Place and compact any dredged material that is rehandled, or moved and placed in its final position by any other method, as specified herein for Compaction of Embankments. The Contractor may use baffles or any form of construction he may select, provided the slopes of the embankments are not steeper than indicated in the Plans. Remove all timber used for temporary bulkheads or baffles from the embankment, and fill and thoroughly compact the holes thus formed. When placing fill on submerged land, construct dikes prior to beginning of dredging, and maintain the dikes throughout the dredging operation.

b. Excess Material: Do not use excess material placed outside the prescribed slopes, below the normal high-

water level, to raise the fill. Remove only the portion of this material required for dressing the slopes.

- c. Protection of Openings in Embankment: Leave openings in the embankments at the bridge sites. Remove any material which invades these openings or existing channels without additional compensation to provide the same depth of channel as existed before the construction of the embankment. Do not excavate or dredge any material within 200 feet of the toe of the proposed embankment.

G. Compaction Requirements.

1. Moisture Content: Compact the materials at a moisture content such that the specified density can be attained. If necessary to attain the specified density, add water to the material, or lower the moisture content by manipulating the material or allowing it to dry, as is appropriate.
2. Compaction of Embankments:
 - a. Density requirements for earthwork and related operations associated with the construction of sidewalks and bike paths along with any drainage structures associated with these facilities; and for earthwork and related operations associated with the construction of turn lanes and other non-mainline traffic lanes, widening, roadway shoulders, concrete box culverts, retaining walls, and other drainage structures on the non-mainline pavement:
 - 1) Reduce the minimum required density from 100% to 95% of AASHTO T99 Method C for all earthwork items requiring densities.
 - b. Density Requirements for earthwork and related operations associated with the construction of new mainline pavement, along with concrete box culverts, retaining walls, and other drainage structures on the mainline pavement:
 - 1) Except for embankments constructed by the hydraulic method as specified herein, and for the material placed outside the standard minimum slope as specified herein for Placing Outside Standard Minimum Slope, and for other areas specifically excluded herein, compact each layer of the material used in the formation of embankments to a density of at least 100% of the maximum density as required by AASHTO T 99, Method C.
 - 2) Uniformly compact each layer using equipment that will achieve the required density, and as compaction operations progress, shape and manipulate each layer as necessary to ensure uniform density throughout the embankment.
 - c. Compaction Over Unstable Foundations: Where the embankment material is deposited in water or on low swampy ground, and in a layer thicker than 12 inches (as provided herein under the requirements for Placing in Unstable Areas), compact the top 6 inches (compacted thickness) of such layer to the density as specified in the Acceptance Criteria herein.
 - d. Compaction Where Plastic Material Has Been Removed: Where unsuitable material is removed and the remaining surface is of the A 4, A 5, A 6, or A 7 Soil Groups, as determined by the Engineer, compact the

surface of the excavated area by rolling with a sheepsfoot roller exerting a compression of at least 250 psi on the tamper feet, for the full width of the roadbed (subgrade and shoulders). Perform rolling before beginning any backfill, and continue until the roller feet do not penetrate the surface more than 1 inch. Do not perform such rolling where the remaining surface is below the normal water table and covered with water. Vary the procedure and equipment required for this operation at the discretion of the Engineer.

- e. Compaction of Material to Be Used In Base, Pavement, or Stabilized Areas: Do not compact embankment material which will be incorporated into a pavement, base course, or stabilized subgrade, to be constructed as a part of the same Contract.
 - f. Compaction of Grassed Shoulder Areas: For the upper 6 inch layer of all shoulders which are to be grassed, since no specific density is required, compact only to the extent directed.
 - g. Compaction of Grassed Embankment Areas: For the outer layer of all embankments where plant growth will be established, do not compact. Leave this layer in a loose condition to a minimum depth of 6 inches for the subsequent seeding or planting operations.
3. Compaction of Subgrade:
 - a. If the Plans do not provide for stabilizing, compact the subgrade in both cuts and fills to the density specified in the Acceptance Criteria herein. For undisturbed soils, do not apply density requirements where constructing narrow widening strips or paved shoulders 5 feet or less in width.
 - b. Where trenches for widening strips are not of sufficient width to permit the use of standard compaction equipment, perform compaction using vibratory rollers, trench rollers, or other type compaction equipment approved by the Engineer.
 - c. Maintain the required density until the base or pavement is placed on the subgrade.

H. Backfilling Around Structures and Pipe.

1. Backfill Materials:
 - a. Backfill to the original ground surface or subgrade surface of openings made for structures, with a sufficient allowance for settlement. The Engineer may require that the material used for this backfill be obtained from a source entirely apart from the structure.
 - b. Do not allow heavy construction equipment to cross over culvert or storm sewer pipes until placing and compacting backfill material to the finished earthwork grade or to an elevation at least 4 feet above the crown of the pipe.
 - c. Use of A-7 Material: In the backfilling of trenches, A 7 material may be used from a point 12 inches above the top of the pipe up to the elevation shown on the FDOT Design Standards as the elevation for undercutting of A 7 material.
 - d. Time of Placing Backfill: Do not place backfill against any masonry or concrete abutment, wingwall, or culvert until the Engineer has given permission to do so, and in no case until the masonry or concrete has been in place

seven days or until the specified 28 day compressive strength occurs.

e. Placement and Compaction:

- 1) Place the material in horizontal layers not exceeding 6 inches compacted thickness, in depth above water level, behind abutments, wingwalls and end bents or end rest piers, and around box culverts and all structures including pipe culverts. When the backfill material is deposited in water, compact per the requirements herein for Compaction Under Wet Conditions and Backfill Under Wet Conditions.
- 2) The Contractor may elect to place material in thicker lifts of no more than 12 inches compacted thickness outside the soil envelope if he can demonstrate with a successful test section that density can be achieved. Notify the Engineer prior to beginning construction of a test section. Construct a test section of 500 feet in length. Perform five tests at random locations within the test section. All five tests must meet the density required by the Compaction of Embankments specified herein. Identify the test section with the compaction effort and soil classification in the Agency Logbook. In case of a change in compaction effort or soil classification, construct a new test section. When a test fails the Compaction Requirements specified herein, construct a new test section. The Contractor may elect to place material in 6 inches compacted thickness at any time.

2. Additional Requirements for Structures Other than Pipe:

- a. Density: Where the backfill material is deposited in water, obtain a 12 inch layer of comparatively dry material, thoroughly compacted by tamping, before verifying the layer and density requirements. Meet the requirements of the density Acceptance Criteria.
- b. Box Culverts: For box culverts over which pavement is to be constructed, compact around the structure to an elevation not less than 12 inches above the top of the structure, using rapid-striking mechanical tampers.
- c. Other Limited Areas: Compact in other limited areas using mechanical tampers or approved hand tampers, until the cover over the structure is at least 12 inches thick. When hand tampers are used, deposit the materials in layers not more than 4 inches thick using hand tampers suitable for this purpose with a face area of not more than 100 in². Take special precautions to prevent any wedging action against the masonry, and step or terrace the slope bounding the excavation for abutments and wingwalls if required by the Engineer.
- d. Culverts and Piers: Backfill around culverts and piers on both sides simultaneously to approximately the same elevation.
- e. Compaction Under Wet Conditions: Where wet conditions do not permit the use of mechanical tampers, compact using hand tampers. Use only A 3 material for the hand tamped portions of the backfill. When the backfill has reached an elevation and condition such as to make the use of the mechanical tampers practical, perform mechanical tamping in such manner and to such extent as to transfer the

compaction force into the sections previously tamped by hand.

3. Additional Requirements for Pipe 15 Inches Inside Diameter or Greater:

a. General: Trenches for pipe may have up to four zones that must be backfilled.

- 1) Lowest Zone: The lowest zone is backfilled for deep undercuts up to within 4 inches of the bottom of the pipe.
- 2) Bedding Zone: The zone above the Lowest Zone is the Bedding Zone. Usually it will be the backfill which is the 4 inches of soil below the bottom of the pipe. When rock or other hard material has been removed to place the pipe, the Bedding Zone will be the 12 inches of soil below the bottom of the pipe.
- 3) Cover Zone: The next zone is backfill that is placed after the pipe has been laid and will be called the Cover Zone. This zone extends to 12 inches above the top of the pipe. The Cover Zone and the Bedding Zone are considered the Soil Envelope for the pipe.
- 4) Top Zone: The Top Zone extends from 12 inches above the top of the pipe to the base or final grade.

b. Material:

- 1) Lowest Zone: Backfill areas undercut below the Bedding Zone of a pipe with coarse sand, or other suitable granular material, obtained from the grading operations on the project, or a commercial material if no suitable material is available.
- 2) Soil Envelope: In both the Bedding Zone and the Cover Zone of the pipe, backfill with materials classified as A 1, A 2, or A 3. Material classified as A-4 may be used if the pipe is concrete pipe.
- 3) Top Zone: Backfill the area of the trench above the soil envelope of the pipe with materials allowed on Design Standard, Index No. 505.

c. Compaction:

- 1) Lowest Zone: Compact the soil in the Lowest Zone to approximately match the density of the soil in which the trench was cut.
- 2) Bedding Zone:
 - a) If the trench was not undercut below the bottom of the pipe, loosen the soil in the bottom of the trench immediately below the approximate middle third of the outside diameter of the pipe.
 - b) If the trench was undercut, place the bedding material and leave it in a loose condition below the middle third of the outside diameter of the pipe. Compact the outer portions to meet the density requirements of the Acceptance Criteria. Place the material in lifts no greater than 6 inches (compacted thickness).
- 3) Cover Zone: Place the material in 6 inches layers (compacted thickness), evenly deposited on both sides of the pipe, and compact with mechanical tampers suitable for this purpose. Hand tamp material below the pipe haunch that cannot be

reached by mechanical tampers. Meet the requirements of the density Acceptance Criteria.

- 4) Top Zone: Place the material in layers not to exceed 12 inches in compacted thickness. Meet the requirements of the density Acceptance Criteria.

5) Backfill Under Wet Conditions:

- a) Where wet conditions are such that dewatering by normal pumping methods would not be effective, the procedure outlined below may be used when specifically authorized by the Engineer in writing.
- b) Granular material may be used below the elevation at which mechanical tampers would be effective, but only material classified as A 3. Place and compact the material using timbers or hand tampers until the backfill reaches an elevation such that its moisture content will permit the use of mechanical tampers. When the backfill has reached such elevation, use normally acceptable backfill material. Compact the material using mechanical tampers in such manner and to such extent as to transfer the compacting force into the material previously tamped by hand.

I. Acceptance Program.

1. Density over 105%: When a computed dry density results in a value greater than 105% of the applicable Proctor maximum dry density, perform a second density test within 5 feet. If the second density results in a value greater than 105%, investigate the compaction methods, examine the applicable Maximum Density and material description. If necessary, test an additional sample for acceptance in accordance with AASHTO T 99, Method C.
2. Maximum Density Determination: Determine the maximum density and optimum moisture content by sampling and testing the material in accordance with the specified test method listed below for Density Testing Requirements.
3. Density Testing Requirements: Ensure compliance, with the requirements of the Acceptance Criteria herein, by Nuclear Density testing in accordance with FDOT Florida Method FM 1 T 238. Determine the in-place moisture content for each density test. Use Florida Method FM 1 T 238, FM 5 507 (Determination of Moisture Content by Means of a Calcium Carbide Gas Pressure Moisture Tester), or ASTM D 4643 (Laboratory Determination of Moisture Content of Granular Soils By Use of a Microwave Oven) for moisture determination.
4. Soil Classification: Perform soil classification tests in accordance with AASHTO T 88. Classify soils in accordance with AASHTO M-145 in order to determine compliance with embankment utilization requirements.
5. Acceptance Criteria: Obtain a minimum density in accordance with the requirements herein for Compaction of Embankments with the following exceptions:
 - a. Embankment constructed by the Hydraulic Method as specified herein;

- b. Material placed outside the standard minimum slope as specified in the requirements herein for Placing Outside Standard Minimum Slope;
- c. Other areas specifically excluded herein.

6. Frequency: Conduct sampling and testing at a minimum frequency listed in the table below.

Test Name	Frequency
Maximum Density	One per soil type
Density	1 per 500' RDWY (Alt Lift)
Soil Classification	One per Maximum Density

J. Maintenance and Protection of Work.

1. While construction is in progress, maintain adequate drainage for the roadbed at all times. Maintain a shoulder at least 3 feet wide adjacent to all pavement or base construction in order to provide support for the edges.
2. Maintain and protect all earthwork construction throughout the life of the Contract, and take all reasonable precautions to prevent loss of material from the roadway due to the action of wind or water. Repair any slides, washouts, settlement, subsidence, or other mishap which may occur prior to final acceptance of the work. Maintain all channels excavated as a part of the Contract work against natural shoaling or other encroachments to the lines, grades, and cross-sections shown in the Plans, until final acceptance of the Project.

K. Construction.

1. Construction Tolerances:

- a. Shape the surface of the earthwork to conform to the lines, grades, and cross-sections shown in the Plans. In final shaping of the surface of earthwork, maintain a tolerance of 0.3 foot above or below the plan cross-section with the following exceptions:
 - 1) Shape the surface of shoulders to within 0.1 foot of the plan cross-section.
 - 2) Shape the earthwork to match adjacent pavement, curb, sidewalk, structures, etc.
 - 3) Shape the bottom of ditches so that the ditch impounds no water.
 - 4) When the work does not include construction of base or pavement, shape the entire roadbed (shoulder point to shoulder point) to within 0.1 foot above or below the plan cross-section.
- b. Ensure that the shoulder lines do not vary horizontally more than 0.3 foot from the true lines shown in the Plans.

2. Operations Adjacent to Pavement:

- a. Carefully dress areas adjacent to pavement areas to avoid damage to such pavement.
- b. Complete grassing of shoulder areas prior to placing the final wearing course. Do not manipulate any embankment material on a pavement surface.

- c. When shoulder dressing is underway adjacent to a pavement lane being used to maintain traffic, exercise extreme care to avoid interference with the safe movement of traffic.

L. Method of Measurement.

1. Excavation: Excavation will be paid for by volume, in cubic yards, calculated by the method of average end areas, unless the Engineer determines that another method of calculation will provide a more accurate result. The material will be measured in its original position by field survey or by photogrammetric means as designated by the Engineer. Measurement for payment will include the excavation of unsuitable material, lateral ditch excavation, channel excavation, and excavation for structures and pipe. Payment will not be made for excavation or embankment beyond the limits shown in the Plans or authorized by the Engineer. Shrinkage or swell factors are Contractor's responsibility. When shown on the plans, factors are for informational purposes only.
2. Embankment:
 - a. Will be paid for in cubic yards, as accepted by Engineer, calculated by the method of average end areas, unless Engineer determines that another method of calculation will provide a more accurate result. Embankment will be measured in its final position by field survey or by photogrammetric means as designated by Engineer.
 - b. The measurement will include only material actually placed and compacted above the original ground line, within the lines and grades indicated in the Plans or directed by the Engineer. The length used in the computations will be the station-to-station length actually constructed. The original ground line used in the computations will be as determined prior to placing of embankment and no allowance will be made for subsidence of material below the surface of the original ground.
 - c. Deduct any quantity beyond the limits shown in the Plans or authorized by Engineer. No payment will be made for additional material required to obtain compaction, material placed by Contractor outside the limits of the typical cross section, or material placed to correct for settlement of the embankment. Shrinkage or swell factors are Contractor's responsibility. When shown on the plans, factors are for informational purposes only.

M. Basis of Payment.

1. When No Direct Payment is Provided:
 - a. When no item for Excavation or Embankment is included in the list of Contract Unit Prices, the cost of any excavation or embankment necessary for the proper construction of the Project is included in the Contract Prices for the work requiring excavation or embankment.
 - b. Where the Work includes structures including pipe culvert and french drain, all earthwork costs for the installation of these items are included in their associated Contract Price.

2. When Direct Payment for Excavation or Embankment is Provided in the Contract:

- a. Prices and payments for the work items included in this Section will be full compensation for all work described herein, including excavating, dredging, hauling, placing, and compacting; dressing the surface of the earthwork; and maintaining and protecting the complete earthwork.
 - b. Excavation:
 - 1) The total quantity of all excavation specified under this Section will be paid for at the Contract unit price for Excavation.
 - 2) No payment will be made for the excavation of any materials which are used for purposes other than those shown in the Plans or designated by the Engineer.
 - 3) No payment will be made for materials excavated outside the lines and grades given by the Engineer, unless specifically authorized by the Engineer.
 - c. Embankment:
 - 1) The total quantity of embankment specified in this Section will be paid for at the Contract unit price for embankment.
 - 2) No payment will be made for materials which are used for purposes other than those shown in the Plans or designated by the Engineer.
 - 3) No payment will be made for materials placed outside the lines and grades given by the Engineer.
3. No separate item(s) for Earthwork and Related Operations will be provided under this contract.

200 LIMEROCK BASE (REV. 08-23-12)**A. Description.**

1. Construct a base composed of limerock material. Perform work in accordance with an approved Quality Control Plan meeting the requirements of Article 105 of these Specifications.

B. Materials.

1. Limerock base:
 - a. Meet the requirements of FDOT Section 911.
 - b. Produced and obtained from an FDOT approved source listed on the current FDOT Approved Aggregate Products from Mines or Terminals Listings.
2. More than one source of base rock on a single Contract may be used provided that a single source is used throughout the entire width and depth of a section of base. Obtain approval from Engineer before placing material from more than one source. Place material to ensure total thickness single source integrity at any station location of the base.
3. Intermittent placement or "Blending" of sources is not permitted.
4. Do not use any of the existing base that is removed to construct the new base.
5. Limerock is referred to hereinafter as "rock".

C. Equipment.

1. Use mechanical rock spreaders, equipped with a device that strikes off the rock uniformly to laying thickness, capable of producing even distribution. For crossovers, intersections and ramp areas; roadway widths of 20 feet or less; the main roadway area when forms are used and any other areas where the use of a mechanical spreader is not practicable; Contractor may spread the rock using bulldozers or blade graders.

D. Transporting Rock.

1. Transport the rock to its point of use, over rock previously placed if practicable, and dump it on the end of the preceding spread. Hauling and dumping on the subgrade will be permitted only when, in Engineer's opinion, these operations will not be detrimental to the subgrade.

E. Spreading Rock.

1. Method of Spreading:
 - a. Spread the rock uniformly.
 - b. Remove all segregated areas of fine or coarse rock and replace them with properly graded rock.
2. Number of Courses:

- a. When the specified compacted thickness of the base is greater than 6 inches, construct the base in multiple courses of equal thickness. Individual courses shall not be less than 3 inches. The thickness of the first course may be increased to bear the weight of the construction equipment without disturbing the subgrade.

3. Approval requirements for thicker lifts.

- a. If, through field tests, Contractor can demonstrate that the compaction equipment can achieve density for the full depth of a thicker lift, and if approved by Engineer, the base may be constructed in successive courses of not more than 8 inches compacted thickness. Engineer will base approval on results of a test section constructed using Contractor's specified compaction effort as follows:

- 1) Notify Engineer prior to beginning construction of a test section.

- 2) Construct a test section of the length of one LOT. Perform five QC density tests at random locations within the test section. At each test site, test the bottom 6 inches in addition to the entire course thickness. All QC tests and a Department Verification test must meet the density required by the Acceptance Criteria in this Article.

- 3) Identify the test section with the compaction effort and thickness in the Logbook. Remove the materials above the bottom 6 inches, at no expense to the Department. The minimum density required on the thicker lift will be the average of the five results obtained on the thick lift in the passing test section.

- 4) Maintain the exposed surface as close to "undisturbed" as possible; no further compaction will be permitted during the test preparation. If unable to achieve the required density, remove and replace or repair the test section to comply with the specifications at no additional expense to the Department. Contractor may elect to place material in 6 inches compacted thickness at any time.

- 5) Once approved, a change in the source of base material will require the construction of a new test section. Do not change the compaction effort once the test section is approved. Engineer will periodically verify the density of the bottom 6 inches during thick lift operations.

- 6) Engineer may terminate the use of thick lift construction and instruct Contractor to revert to the 6 inches maximum lift thickness if Contractor fails to achieve satisfactory results or meet applicable specifications.

4. Rock Base for Shoulder Pavement: Unless otherwise permitted, complete all rock base shoulder construction at any particular location before placing the final course of pavement on the traveled roadway. When dumping material for the construction of a rock base on the shoulders, do not allow material capable of scarring or contaminating the pavement surface on the adjacent pavement. Immediately sweep off any rock material that is deposited on the surface course.

F. Compacting and Finishing Base.

1. General:

- a. Perform work in accordance with an approved Quality Control Plan meeting the requirements of Article 105 of these Specifications and the Acceptance Criteria herein below.
- b. Construct mainline pavement lanes, turn lanes, ramps, parking lots, concrete box culverts and retaining wall systems in sections of not less than 300 feet in length or for the full length of the rock base. For these, a LOT is defined as a single lift of finished embankment not to exceed 500 feet.
- c. Construct shoulder-only areas, bike/shared use paths, and sidewalks in sections of not less than 300 feet in length or for the full length of the rock base. For these, a LOT is defined as 1,000 feet or one Day's Production, whichever is greater. Shoulders compacted separately shall be considered separate LOTs.

2. Single Course Base: After spreading, scarify the entire surface. Shape the base to produce the required grade and cross-section, free of scabs and laminations, after compaction.

3. Multiple Course Base: Clean the first course of foreign material, then blade and bring it to a surface cross-section approximately parallel to the finished base. Before spreading any material for the upper courses, allow Engineer to make density tests for the lower courses to determine that the required compaction has been obtained. After spreading the material for the top course, scarify finish and shape its surface to produce the required grade and cross-section, free of scabs and laminations, after compaction.

4. Moisture Content: When the material does not have the proper moisture content to ensure the required density, wet or dry it as required. When adding water, uniformly mix it in to the full depth of the course that is being compacted. During wetting or drying operations, manipulate, as a unit, the entire width and depth of the course that is being compacted.

5. Thickness Requirements: Within the entire limits of the length and width of the finished base, meet the specified plan thickness in accordance with the Quality Control requirements specified in Depth and Surface Testing Requirements subarticle herein below.

6. Correction of Defects:

- a. Contamination of Base Material: If, at any time, the subgrade material becomes mixed with the base course material, dig out and remove the mixture, and reshape and compact the subgrade. Then replace the materials removed with clean base material, and shape and compact as specified above. Perform this work at no expense to the Department.
- b. Cracks and Checks: If cracks or checks appear in the base, either before or after priming, which, in the opinion of Engineer, would impair the structural efficiency of the base, remove the cracks or checks by rescarifying, reshaping, adding base material where necessary, and recompacting.

7. Compaction of Widening Strips:

- a. Where base construction consists of widening strips and the trench width is not sufficient to permit use of standard base compaction equipment, compact the base using vibratory compactors, trench rollers or other special equipment which will achieve the density requirements specified herein.
- b. When multiple course base construction is required, compact each course prior to spreading material for the overlaying course.

G. Acceptance Criteria:

1. Density: Within the entire limits of the width and depth of the base, obtain a minimum density in any LOT of 98% of modified Proctor maximum density as determined by FM 1-T 180, Method D. For shoulder only areas and bike/shared use paths, obtain a minimum density of 95% of the modified Proctor maximum density as determined by FM 1-T 180, Method D.
2. Frequency: Conduct QC sampling and testing at a minimum frequency listed in the table below. Engineer will perform Verification sampling and tests at a minimum frequency listed in the tables below.

Mainline Pavement Lanes, Turn Lanes, Ramps, Parking Lots, Concrete Box Culverts and Retaining Wall Systems		
Test Name	Quality Control	Verification
Modified Proctor Maximum Density	One per eight consecutive LOTs	One per 16 consecutive LOTs
Density	One per LOT	One per four LOTs
Roadway Surface	Ten per LOT	Witness
Roadway Thickness	Three per LOT	Witness

Shoulder-Only, Bike/Shared Use Path and Sidewalk Construction		
Test Name	Quality Control	Verification
Modified Proctor Maximum Density	One per two LOTs	One per four LOTs
Density	One per LOT	One per two LOTs
Surface	Five per 500 feet	Witness
Thickness	Three per 600 consecutive feet	Witness

3. Initial Equipment Comparison:

- a. Before initial production, perform a comparison test using the Quality Control, Verifications and Independent Assurance gauges. Unless Engineer instructs, do not perform the initial equipment comparison more than once per project. When comparing the computed dry density of one nuclear gauge to a second gauge, ensure that the difference between the two computed dry densities does not

- exceed 2 lb/ft³ between gauges from the same manufacturer, and 3 lb/ft³ between gauges from different manufacturers. Repair or replace any Quality Control gauge that does not compare favorably with the Independent Assurance gauge.
- b. Perform a comparison analysis between the Quality Control nuclear gauge and the Verification nuclear gauge any time a nuclear gauge or repaired nuclear gauge is first brought to the project. Repair and replace any Quality Control gauge that does not compare favorably with the Verification gauge at any time during the remainder of the project. Calibrate all Quality Control gauges annually.
4. Initial Production Lot:
 - a. Before construction of any other LOT, prepare a 500-foot initial control section consisting of one full LOT in accordance with the approved Quality Control Plan for the Project.
 - b. Notify Engineer at least 24 hours prior to production of the initial control section. Perform all QC tests required herein below. When the initial Quality Control test results pass specifications, Engineer will perform a Verification test to verify compliance with the specifications.
 - c. Do not begin constructing another LOT until successfully completing the initial production LOT. Engineer will notify Contractor of the initial production lot approval within three working days after receiving Contractor's Quality Control data when test results meet the following conditions:
 - 1) Quality Control tests must meet the specifications.
 - 2) Verification test must meet the specifications.
 - 3) Difference between Quality Control and Verification computed Dry Density results shall meet the requirements provided above for Initial Equipment Comparison.
 - 4) If Verification test result fails the density requirements of the Acceptance Criteria, correct the areas of non-compliance. The Quality Control and Verification tests will then be repeated. Engineer will reject Contractor's Quality Control Plan after three unsuccessful Verification attempts. Submit a revised Quality Control Plan to Engineer for approval.
 5. Density over 105%:
 - a. When a QC computed dry density results in a value greater than 105% of the applicable Proctor maximum dry density, Engineer will perform an Independent Verification density test within 5 feet.
 - b. If the Independent Verification density results in a value greater than 105%, Engineer will investigate the compaction methods, examine the applicable Standard Proctor Maximum Density and material description.
 - c. Engineer may collect and test an Independent Verification Standard Proctor Maximum Density sample for acceptance in accordance with the Acceptance Criteria.
 6. Quality Control Tests:
 - a. Standard Proctor Maximum Density Determination: Determine the Quality Control standard Proctor maximum density and optimum moisture content by sampling and testing the material in accordance with the specified test method listed in the Acceptance Criteria.
 - b. Density Testing Requirements: Ensure compliance to the requirements of the Acceptance Criteria by Nuclear Density testing in accordance with FM 1-T 238. Determine the in-place moisture content for each density test. Use Florida Method FM 1-T 238, FM 5-507 (Determination of Moisture Content by Means of a Calcium Carbide Gas Pressure Moisture Tester), or ASTM D-4643 (Laboratory Determination of Moisture Content of Granular Soils By Use of a Microwave Oven) for moisture determination.
 - c. Soil Classification: Perform soil classification tests on the sample collected for the Standard Proctor Maximum Density Determination above, in accordance with AASHTO T-88. Classify soils in accordance with AASHTO M-145 in order to determine compliance with embankment utilization requirements. Unless required by Engineer, do not test or classify materials for stabilized subgrade or base.
 7. Department Verification:
 - a. Engineer will conduct a Verification test(s) in order to accept all materials and work associated with the Quality Control Tests. Engineer will verify the Quality Control results if they meet the Verification Comparison Criteria, otherwise Engineer will implement Resolution procedures.
 - b. Engineer will select test locations, including Station, Offset, and Lift, using a Random Number generator based on the Lots under consideration. Each Verification test evaluates all work represented by the Quality Control testing completed in those LOTs.
 - c. In addition to the Verification testing, Engineer may perform additional Independent Verification (IV) testing. Engineer will evaluate and act upon the IV test results in the same manner as Verification test results.
 - d. When the project requires less than four Quality Control tests per material type, Engineer reserves the right to accept the materials and work through visual inspection.
 8. Reduced Testing Frequency: When no Resolution testing is required for 12 consecutive verified LOTs, or if required, the QC test data was upheld, reduce the QC density testing to one test every two LOTs by identifying the substantiating tests in the Density Log Book and notifying Engineer in writing prior to starting reduced frequency of testing. Generate random numbers based on the two LOTs under consideration. When Quality Control test frequency is reduced to one every two LOTs, obtain Engineer's approval to place more than one LOT over an untested LOT. Assure similar compaction efforts for the untested LOTs. If the Verification test fails, and Quality Control test data is not upheld by Resolution testing, the Quality Control testing will revert to the original frequency of one Quality Control test per LOT. Do not apply reduced testing frequency in construction of shoulder-only areas, bike/shared use paths and sidewalks.

9. Quality Control Testing:

- a. Modified Proctor Maximum Density Requirement: Collect enough material to split and create three separate samples and retain two for Engineer's Verification and Resolution testing until Engineer accepts the 16 LOTs represented by the samples.
- b. Depth and Surface Testing Requirements:
 - 1) Notify Engineer a minimum of 24 hours before checking base depths and surface checking. Determine test locations including Stations and Offsets, using the Random Number generator approved by the Department. Do not perform depth and surface checks until Engineer is present to witness. Perform thickness check on the finished base or granular subbase component of a composite base. Provide traffic control, coring/boring equipment, and an operator for the coring/boring equipment. Traffic control is to be provided in accordance with the standard maintenance of traffic requirements of the Contract.
 - 2) The thickness is considered deficient, if the measured depth is over 1/2 inch less than the specified thickness. Correct all deficient areas of the completed base by scarifying and adding additional base material. As an exception, if authorized by the Department, such areas may be left in place without correction and with no payment.
 - 3) Check the finished surface of the base course with a template cut to the required crown and with a 15 foot straightedge laid parallel to the centerline of the road. Correct all irregularities greater than 1/4 inch to the satisfaction of the Engineer by scarifying and removing or adding rock as required, and recompact the entire area as specified hereinbefore.
- c. Surface & Thickness Reduced Testing Frequency: When no Resolution testing is required for 12 consecutive verified LOTs, or if required, the QC test data was upheld, reduce the QC surface and/or thickness checks to one half the minimum requirements as stated in the frequency requirements above (e.g. Reduce frequency from ten per LOT to ten per two LOTs) by identifying the substantiating tests and notifying Engineer in writing prior to starting reduced frequency of testing. If the Verification test fails, and Quality Control test data is not upheld by Resolution testing the Quality Control testing will revert to the original frequency required by the Acceptance Criteria above. The results of the Independent Verification testing will not affect the frequency of the Quality Control testing.

10. Department Verification Tests:

- a. Maximum Density: Engineer will randomly select one of the remaining two split samples and test in accordance with FM 1-T 180, Method D.
- b. Thickness and Surface Testing Requirements: The Department will witness the base depth and surface checks to ensure compliance with the Depth and Surface Testing Requirements above. If the QC test results are not deficient as defined therein, the LOT or 500-foot section will be accepted. If the QC test results

are deficient, resolve deficiencies in accordance with the Depth and Surface Testing Requirements. Repeat acceptance testing. Provide traffic control, coring/boring equipment, and an operator for the coring/boring equipment.

c. Verification Comparison Criteria and Resolution Procedures:

- 1) Modified Proctor Maximum Density: Engineer will compare the Verification test results for Maximum Density to the corresponding Quality Control test results. If the test result is within 4.5 lb/ft³ of the QC test result, the LOTs will be verified. Otherwise, Engineer will collect the Resolution split sample corresponding to the Verification sample tested. The State Materials Office or an AASHTO accredited laboratory designated by the State Materials Office will perform Resolution testing. The material will be sampled and tested in accordance with FM 1-T 180, Method D.
- 2) Engineer will compare the Resolution Test results with the Quality Control test results. If the Resolution Test result is within 4.5 lb/ft³ of the corresponding Quality Control test result, Engineer will use the Quality Control test results for material acceptance purposes for each corresponding set of LOTs. If the Resolution test result is not within 4.5 lb/ft³ of the corresponding Quality Control test, Engineer will collect the remaining Verification split sample for testing. Verification Test results will be used for material acceptance purposes for the LOTs in question.
- 3) Density: When a Verification or Independent Verification density test does not meet the requirements of the Acceptance Criteria, retest at a site within a 5 feet radius of the Verification test location and observe the following:
 - a) If the Quality Control retest meets the Acceptance Criteria and compares favorably with the Verification or Independent Verification test, Engineer will accept the LOTs in question.
 - b) If the Quality Control retest does not meet the Acceptance Criteria and compares favorably with the Verification or Independent Verification test, rework and retest the material in that LOT. Engineer will re-verify the LOTs in question.
 - c) If the Quality Control retest and the Verification or Independent Verification test do not compare favorably, complete a new Equipment-Comparison Analysis. Once acceptable comparison is achieved, retest the LOTs. Engineer will perform new verification testing. Acceptance testing will not begin on a new LOT until Contractor has a gauge that meets the comparison requirements.
- 4) Thickness and Surface Testing Requirements: Resolve deficiencies in accordance with the Depth and Surface Testing Requirements above.

H. Priming and Maintaining.

1. Priming: Apply the prime coat only when the base meets the specified density requirements and when the

moisture content in the top half of the base does not exceed the optimum moisture of the base material. At the time of priming, ensure that the base is firm, unyielding and in such condition that no undue distortion will occur.

2. Maintaining: Maintain the true crown and template, with no rutting or other distortion, while applying the surface course.

I. Thickness of Base.

1. Engineer will determine, as follows, the average thickness of the compacted limerock base for use in the measurements specified in the Method of Measurement:
 - a. Average thickness will be calculated per typical cross-section for the entire job as a unit.
 - b. Any measured thickness that is more than 1/2 inch greater than the design thickness shown on the typical cross-section in the Plans or, when no plans exist, the thickness specified in the description of the Contract pay item, will be considered as the design or specified thickness plus 1/2 inch.
 - c. Any areas of existing base left in place will not be included in the calculations.

J. Method of Measurement.

1. The quantity to be paid for will be the pay area in square yards of limerock base constructed pursuant to these specifications that is measured, adjusted as specified below, and accepted by Engineer.
 - a. Normal Thickness Base: The surface area of specified normal thickness base to be adjusted will be the measured quantity as specified above, omitting any areas not accepted for payment under Subarticle 200-J.2 below, and omitting areas which are to be included for payment under the Method of Measurement for Variable Thickness Base Authorized by Engineer. The pay area is determined by adjusting the aforementioned surface area using the formula below limited to a maximum for the final pay area of 105 percent of the surface area.
 - 1) $\text{Pay Area} = \text{Surface Area} \times ((\text{Calculated Average Thickness per these Specifications}) / (\text{Plan or Specified Thickness}))$
 - b. Variable Thickness Base Authorized by Engineer: Where the base is constructed to an authorized compacted thickness other than the normal thickness as shown on the typical section in the Plans, as specified on the Plans, the thickness specified in the description of the Contract pay item, or ordered as by Engineer for providing additional depths at culverts or bridges, or for providing transitions to connecting pavements; the volume of such authorized variable thickness compacted base will be calculated from authorized lines and grades, or by other methods selected by Engineer, and converted to equivalent square yards of normal thickness base for payment.
2. Additional areas that will not be included in the above measurements for payment include:
 - a. Areas of existing base left in place;

- b. Areas where under-thickness is in excess of the allowable tolerance as specified in Subarticle 200-G.9; and
- c. Areas where the work under other Contract pay item(s) includes the construction or restoration of a limerock base.

K. Basis of Payment.

1. Price and payment will be full compensation for all the work specified in this Article, including correcting all defective surface and deficient thickness, removing cracks and checks as provided above in Crack and Checks, prime coat application meeting the requirements of FDOT Section 300, and the additional rock required for crack elimination.
2. No separate pay item for Limerock base will be provided under this contract.

344 PORTLAND CEMENT CONCRETE (REV. 10-26-11)

A. Description.

1. Use concrete composed of a mixture of Portland cement, aggregates, and water, with or without chemical or mineral admixtures. Construct Concrete based on the type of work as described in the Contract Documents and the Concrete Work Categories below.
 - a. Concrete Work Category 1: Includes the construction of sidewalks, curb and gutter, ditch and slope pavement, or other non-reinforced cast-in-place or precast elements.
 - b. Concrete Work Category 2: Includes the construction of precast concrete including concrete barriers, traffic railing barriers, parapets, sound barriers, inlets, manholes, junction boxes, pipe culverts, storm sewers, box culverts, prestressed concrete poles, concrete bases for light poles, highway sign foundations, retaining wall systems, traffic separators or other structural precast elements.
 - c. Concrete Work Category 3: Includes the work associated with the placement and/or construction of structural cast-in-place concrete requiring a class of concrete specified in FDOT Section 346.

B. Materials.

1. General: Certify that all materials used in concrete meet the following requirements:

Portland Cement:	FDOT Section 921 except Portland cements meeting the requirements of AASHTO M-85 or ASTM C-150 are allowed for nonstructural concrete.
Coarse Aggregate:	FDOT Section 901
Fine Aggregate:	FDOT Section 902
Water:	FDOT Section 923
Chemical Admixtures:	FDOT Section 924
Pozzolans and Slag:	FDOT Section 929
2. Admixture Requirements: Chemical admixtures may be added at the dosage rates recommended by the manufacturer.
3. Material Storage: Use a concrete production facility that meets the following requirements.
 - a. Cementitious Materials Storage: Provide a separate and clearly labeled weatherproof facility to store each brand or type of cementitious material without mixing or contamination. Different brands of cement, cement of the same brand from different facilities, or different types of cement must be stored separately and must

not be mixed. Provide a suitable, safe and convenient means of collecting cementitious material samples at each storage facility.

- b. Aggregate Storage: Provide suitable bins, stockpiles or silos to store and identify aggregates without mixing, segregating or contaminating different grades or types of materials. Identify aggregate type/gradation. Handle the aggregates in a manner to minimize segregation and meet the specification requirements when recovered from storage. Continuously and uniformly sprinkle coarse aggregate with water, for 24 hours preceding introduction into the concrete mix. Timers may be used to facilitate the sprinkling of aggregate stockpiles using an alternating on/off method. However, in no event shall the top surface of the stockpile be permitted to become dry prior to batching of concrete. Moisture probes may be used to determine the moisture content of the aggregate. Ensure that the accuracy of the probe is certified annually and verified weekly. Maintain stored aggregates in a well-drained condition to minimize free water content. Provide access for the Engineer to sample the aggregates from the recovery side of the storage facility.

C. Production, Mixing and Delivery of Concrete.

1. Concrete Production Requirements:

- a. Use concrete production facilities certified by the National Ready-Mixed Concrete Association (NRMCA) and approved by the FDOT.
- b. Produce concrete utilizing equipment that is in good operating condition and operated in a manner to ensure a consistent product. When moisture probes are not used, ensure that the concrete production facility determines the free moisture for the coarse and fine aggregates within two hours prior to each day's batching. On concrete placements expected to exceed three hours, perform an additional moisture test approximately half way through the batching operations and adjust batch proportions accordingly.
- c. Ensure that the calibration of the measuring devices of the concrete production facilities meets the requirements of Chapter 531 of the Florida Statutes, and are in accordance with Chapter 9.2 of the FDOT Materials Manual. At least quarterly, ensure that all scales, meters and other weighing or measuring devices are checked for accuracy by a qualified representative of a scale company registered with the Bureau of Weights and Measures of the Florida Department of Agriculture. As an alternative, the producer may have this frequency identified in an FDOT approved QC plan. The accuracy of admixture measuring dispensers will be certified annually by the admixture supplier.
- d. When Volumetric Mixers are used for Category I applications, deliver concrete in accordance with the requirements of Volumetric Mixer Manufacturers Bureau (VMMB) and ensure that the vehicle has a VMMB registered rating plate.

2. Classes of Concrete: Classes of concrete to be used on the Project will be as specified in the Contract Documents or FDOT Section 346 when applicable.

3. Contractors Quality Control: Provide Engineer for approval a Quality Control (QC) plan to identify to the Department how quality will be ensured at the project site. During random inspections Engineer will use this document to verify that the construction of the Project is in agreement with the QC plan and the Contract Documents.
 4. Concrete Mix Design:
 - a. Before producing any concrete, submit the proposed mix design to Engineer on a form provided by the Department. Otherwise, the Department may accept applicable mix designs previously described in an FDOT approved QC plan. In any event, use only concrete mix designs having prior approval of the Engineer.
 - b. Materials may be adjusted provided that the theoretical yield requirement of the approved mix design is met. Show all required original approved design mix data and batch adjustments and substituted material on a Department approved concrete delivery ticket. Engineer may disqualify any concrete production facility for non-compliance with specification requirements.
 5. Delivery:
 - a. For cast-in-place applications, the maximum allowable mixing and agitation time of concrete is 90 minutes.
 - b. Furnish a delivery ticket on a form approved by the Department with each batch of concrete before unloading at the placement site. The delivery ticket shall be printed. Record material quantities incorporated into the mix on the delivery ticket. Ensure that the Batchers responsible for producing the concrete certifies that the batch was produced in accordance with these Specifications and signs the delivery ticket. Contractor must sign the delivery ticket certifying that the concrete was batched, delivered and placed in accordance with these Specifications.
 - c. The Contractor is responsible for rejecting loads of concrete that do not meet the plastic properties of the approved mix design or the minimum compressive strength requirements.
 - d. At the sole option of the Department, the Engineer may accept concrete at a reduced pay when it is determined that the concrete will serve its intended function.
 6. Placing Concrete:
 - a. Concreting in Cold Weather:
 - 1) Do not place concrete when the temperature of the concrete at placement is below 45°F.
 - 2) Meet the air temperature requirements for mixing and placing concrete in cold weather as specified in FDOT Section 346. During the curing period, if NOAA predicts the ambient temperature to fall below 35°F for 12 hours or more or to fall below 30°F for more than 4 hours, enclose the structure in such a way that the concrete and air within the enclosure can be kept above 60°F for a period of 3 days after placing the concrete or until the concrete reaches a minimum compressive strength of 1,500 psi.
 - 3) Assume all risks connected with the placing and curing of concrete. Although Engineer may give permission to place concrete, Contractor is responsible for satisfactory results. If the placed concrete is determined to be unsatisfactory, remove, dispose of, and replace the concrete at no expense to the County.
 - b. Concreting in Hot Weather:
 - 1) Meet the temperature requirements and special measures for mixing and placing concrete in hot weather as specified in FDOT Section 346.
 - 2) When the temperature of the concrete as placed exceeds 75°F, incorporate in the concrete mix a water-reducing retarder or water reducer if allowed by FDOT Section 346.
 - c. Spray reinforcing steel and metal forms with cool fresh water just prior to placing the concrete in a method approved by the Engineer.
 - d. Assume all risks connected with the placing and curing of concrete. Although Engineer may give permission to place concrete, Contractor is responsible for satisfactory results. If the placed concrete is determined to be unsatisfactory, remove, dispose of, and replace the concrete at no expense to the County.
7. Mixers: Ensure that mixers are capable of combining the components of concrete into thoroughly mixed and uniform mass, free from balls or lumps of cementitious materials, and capable of discharging the concrete uniformly. Operate concrete mixers at speeds per the manufacturer's design. Do not exceed the manufacturer's rated capacity for the volume of mixed concrete in the mixer, mixing drum, or container.
8. Small Quantities of Concrete: With approval of the Engineer, small quantities of concrete, less than 3 yd³ placed in one day and less than 0.5 yd³ placed in a single placement may be accepted using a pre-bagged mixture. The Department may verify that the pre-bagged mixture is prepared in accordance with the manufacturer's recommendations and will meet the requirements of this Specification.
9. Sampling and Testing:
 - a. Category 1: Engineer may sample and test the concrete at his discretion to verify its quality. The minimum 28 day compressive strength requirement for this concrete is 3,000 psi.
 - b. Category 2: Provide a statement of certification from the manufacturer of the precast element that the element meets the quality control and inspection testing requirements of the Contract Documents.
 - c. Category 3: The Department will randomly select a sample from each 200 yd³ or one day's production to determine plastic properties and to make three 4 x 8 inch cylinders for testing by the Department at 28 days to ensure that the design compressive strength has been met. The Department may, at its discretion, test additional concrete samples to ensure compliance with the Specifications.
10. Records: Maintain the following records for review for at least 3 years after final acceptance of the Project:

- a. Approved concrete mix designs.
- b. Materials source (delivery tickets, certifications, certified mill test reports).
- c. A copy of the scale company or testing agency report showing the observed deviations from quantities checked during calibration of the scales and meters.
- d. A copy of the documentation certifying the admixture weighing/measuring devices.
- e. For non structural concrete, the Department will accept recent NRMCA, VMMB or FDOT inspection records certifying the plant or truck can produce concrete. In addition, documentation will be available at the plant or in the truck showing that action has been taken to correct deficiencies noted during the inspections.

D. Acceptance of the Work.

- 1. Category 1 Work: Category 1 work will be accepted based upon compliance with Production, Mixing and Delivery Requirements specified in herein.
- 2. Category 2 Work: Precast elements will be accepted based upon certification from the Contractor that the elements were produced by a production facility on the FDOT's current approved plant list. In addition, the producers QC stamp will be displayed on the element.
- 3. Category 3 Work: Category 3 work shall be in full compliance with this Specification, and with current FDOT Specifications, FDOT Section 346 and associated Contractor Quality Control (QC) specifications governing cast-in-place concrete. In addition, a Delivery Ticket as described in Subarticle 344-B.5 will be required for acceptance of the material at the Project site.

E. Method of Measurement.

- 1. The quantities to be paid for will be the concrete items having awarded Contract Prices that are completed and accepted by Engineer.

F. Basis of Payment.

- 1. Prices and payments will be full compensation for all work and materials specified in this Article and the Articles applicable to the items of work having awarded Contract Prices measured and approved for payment.

SECTION 7: SPECIAL PROVISIONS

SPECIAL PROVISIONS

SPECIAL PROVISIONS

TABLE OF CONTENTS

1. GENERAL REQUIREMENTS

1.01	MISCELLANEOUS CONSTRUCTION CONTRACTS (MCC) PLAN. GENERAL TERMS AND CONDITIONS AND SPECIAL CONDITIONS.....	1
1.02	SCOPE OF WORK.....	1
1.03	LOCATION OF WORK.....	1
1.04	PLANS.....	2
1.05	TIME FOR COMPLETION.....	2

2. GENERAL CONSTRUCTION

2.01	FIELD OFFICE (REV. 11-9-15).....	3
2.02	MAINTENANCE OF TRAFFIC (ARTICLE 102).....	7

APPENDIX "A" TO SPECIAL PROVISIONS

Authorization Agreement for Automatic Deposit

APPENDIX "B" TO SPECIAL PROVISIONS

Technical Specifications

APPENDIX "C" TO SPECIAL PROVISIONS

Utilities Certification

APPENDIX "D" TO SPECIAL PROVISIONS

Environmental Certification (Provided Separately)

APPENDIX "E" TO SPECIAL PROVISIONS

Structures Design Calculations (Provided Separately)

APPENDIX "F" TO SPECIAL PROVISIONS

Structures Load Rating Calculations (Provided Separately)

1. GENERAL REQUIREMENTS

1.01 MISCELLANEOUS CONSTRUCTION CONTRACTS (MCC) PLAN. GENERAL TERMS AND CONDITIONS AND SPECIAL CONDITIONS

- A. Division 01 (General Requirements) of the DTPW Specifications amends the MCC Plan, and other provisions of the Contract Documents. All requirements of the MCC Plan, Resolution and amendments', or portions thereof, which are not specifically modified, deleted, or superseded by Division 01, remain in full effect. In the event a conflict between these two complementary portions of the Contract Documents occurs, Division 1 will prevail and Engineer will provide a clarification and final determination. These Special Provisions also amend, complement, modify or delete items from the DTPW Construction Specifications of these Solicitation and Contract Documents.

1.02 SCOPE OF WORK

- A. Work under this Contract includes furnishing of all supervision, labor, materials, tools, equipment and performing all operations required to construct the Work in accordance with the Contract Documents.
- B. Work includes but is not limited to the following:
- Structural Rehabilitation of Bridge Number 874294, Matheson Park Road over Matheson Hammock Canal.
 - Rehabilitation of structure includes repair of spalls, delaminations, and cracks at the following locations: Underside of sonovoid slab units, bent cap, and columns.
 - Installation of Carbon Fiber Reinforced Polymer wraps at underside of sonovoid slab units.
 - Installation of structural jacket around column as indicated in plans.
 - Removal of existing transverse post-tensioning wires and installation of new post-tensioning bars/strands.
- C. If any changes are required due to conflict of design and or field conditions, the Engineer will make the final determination.
- D. The Contractor and all subcontractors, under this Contract, are prohibited from performing any work, other than specified in the Contract and/or directed by the Engineer, within the limits of the project site, without prior written notification to the Engineer. This includes any work for private or commercial entities.

1.03 LOCATION OF WORK

- A. The location of work to be performed under the terms of this Contract shall be as follows:
1. Bridge No. 874294, Matheson Park Road over Matheson Hammock Canal.

- B. The exact location and limits of construction are as shown on the Plans accompanying these Contract Documents.

1.04 PLANS

- A. Engineering Drawings titled "Plans for Proposed Improvements to Matheson Hammock Park Road Over Matheson Hammock Canal (Bridge No. 874294) Bridge Rehabilitation", Miami Dade County Project No. EDP – MT – 20200315 PARKS; Prepared by Miami Dade County, Department of Transportation and Public Works, Highway Division, are included with these Contract Documents. Additional standard details are available in the Miami-Dade County Public Works Manual and the latest edition of the Florida Department of Transportation's Design Standards for Design, Construction, Maintenance and Utility Operations on The State Highway System.
- B. The County through its Engineer shall have the right to modify the details and/or sketches, to supplement the sketches with additional plans and/or with additional information as work proceeds; all of which shall be considered as plans accompanying these Specifications herein generally referred to as the "Plans." In case of disagreement between the Plans and Specifications, the Engineer shall make a final determination as to which shall govern.

1.05 TIME FOR COMPLETION

- A. The Work must be substantially completed within 150 days after the date when the Contract Time commences to run as provided in Subarticle 1.06 N of the General Requirements (Division 1), and all requirements of the Contract Documents completed and ready for final payment within 210 days after the date when the Contract Time commences to run.
- B. The effective date of the "Notice to Proceed" will be established during the Preconstruction Conference which is held shortly after the Award of Contract and which is attended by members of Department of Transportation and Public Works, the Contractor, representatives of utility companies, and others affected by the Work. The effective date shall be set as a date no later than 30 calendar days after the date of execution of the Contract Documents, unless a later date acceptable to both parties is agreed upon in writing.

2. GENERAL CONSTRUCTION

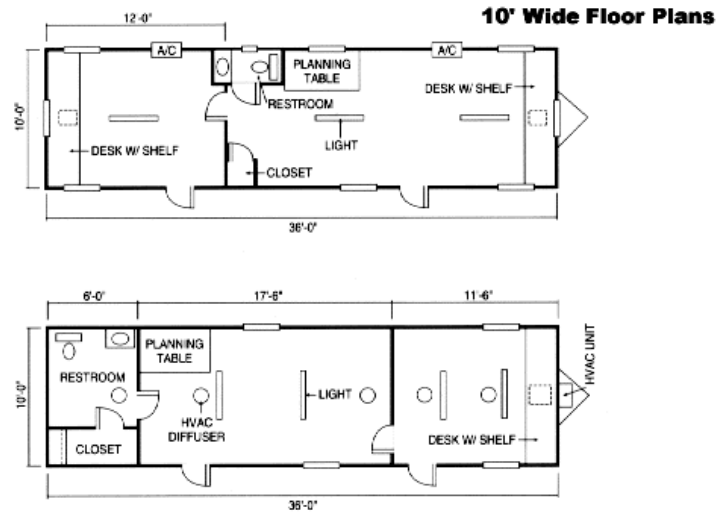
2.01 FIELD OFFICE (REV. 11-9-15)

A. Description:

1. This section specifies the furnishing, installing, and maintaining of a field office for the exclusive use of the Engineer and Miami-Dade County (MDC) in the administration of the Contract. The aforementioned office shall be separated from, but in close proximity to the Contractor's office. The Contractor shall not use this office or its equipment, in particular the telephone.
2. In the event a mobile office unit cannot be used, the Engineer may direct the Contractor to forgo the aforementioned mobile office unit and instead provide a Field Office located in available commercial space within close proximity to the project site. It shall be the responsibility of the Contractor to identify said availability and to secure the required office space upon the Engineers written approval. All of the requirements and conditions, set forth herein regarding the Field Office Article, shall remain unless otherwise specifically provided in writing from the Engineer.
3. Contractor will provide a proposed field office layout and location to the Engineer for his review within 5 days of the issuance of the "Notice to Proceed." The location of the field office shall be as directed by the Engineer. The Field Office shall be located within one (1) mile from the project site.
4. Utilities, potable water and telephone connection, use and service charges shall be paid by the Contractor during the term of the contract. Long distance calls, made by MDC personnel, will be the responsibility of MDC. (Telephone calls to Monroe, Broward and Palm Beach Counties will not be considered as long distance).
5. No work shall commence until the Field Office is completely set up. Including electricity, functioning telephone/internet and air conditioning along with the appropriate Certificate of Occupancy. No exception will be made unless specifically authorized by the Engineer.

B. Products

1. Field Office
 - a. Furnish and install one (1) new, factory manufactured, mobile field office unit not less than 10'X36'. Floor space shall be divided and shall include no less than one restroom and one private office. The private office shall be approximately 120 square feet. The Mobile Unit layout shall be consistent with either of the diagrams below. The private office will be located at an end of the mobile unit.
 - b. Layout:



- c. The following items, materials and services shall be included and/or provided:
- 1) The Field Office shall be weather tight and have a structurally sound foundation and superstructure;
 - 2) Exterior walls, floors, and ceilings shall be insulated;
 - 3) Interior walls and ceilings shall be refinished plywood paneling;
 - 4) Interior Floors shall have resilient flooring;
 - 5) Restroom furnishings shall include: Water closet, lavatory with hot and cold water supply, mirror, soap holder, toilet tissue dispenser, and paper towel dispenser;
 - 6) The interior lighting shall not be less than 100 foot candles at desk height except in the restroom. The restroom lighting shall be adequate. Exterior lighting shall be located over each entrance door;
 - 7) Electrical receptacles shall be of the duplex receptacle type, not more than 10 feet from center-to-center, on all interior walls except in the restroom;
 - 8) An electrical water cooler shall be provided with hot and cold taps, bottled water, and a supply of drinking cups and cup disposal as needed by the Engineer and Staff;
 - 9) An electrical refrigerator, with a capacity of no less than 1.7 c.f. and of energy efficient design shall be provided;
 - 10) The Field Office shall include a Hot Water Heater with no less than a 20 gallon capacity;
 - 11) The Field Office shall have a heating and air-conditioning, thermostatically controlled, system capable of maintaining office spaces at an ambient temperature between 68 and 78 degrees Fahrenheit;
 - 12) The exterior doors to the private office and any interconnecting doors between offices shall be fitted with door locks and keyed alike. Three sets of keys shall be provided to the Engineer. Any door between the central space and the restroom shall have privacy locks;
 - 13) The Field Office shall have one telephone with an answering machine. Additionally, provide a dedicated phone line for a fax machine; and one jack for Internet broadband access;

- 14) The private office within the Field Office shall be equipped with Broadband Internet service, no less than 1 GB of speed, including e-mail capabilities for the duration of the Contract;
- 15) Contractor will provide a laptop computer having the following minimum configuration or better:
 - a) Processor - Intel® Core i5-5200U CPU (or equivalent)
 - b) Graphics Processor - Intel HD Graphics 5500 GPU
 - c) Display - 15.4 inch 16:9 format, 1920 x 1080 Pixels, IPS, matte finish
 - d) Storage - 250 GB SSD
 - e) Memory - 8.0 GB RAM
 - f) USB 3.0 Ports (Minimum of 2)
 - g) LAN - Gigabit Ethernet Port
 - h) WLAN - Dual Band Wireless-AC (802.11 a/b/g/n/ac)
 - i) Backlit QWERTY Keyboard
 - j) Operating System - Windows 7 Professional Series (or newer)
 - k) Replaceable Battery (Not Built-in)
 - l) Kensington Lock/Security Locking Cable (Combination Lock)
 - m) Three years Manufacturer's Warranty (parts/labor/on site)
 - n) Carrying case
- 16) Contractor will deliver laptop computer specified above to the County Project Manager no later than 5 days from their receipt of the Notice to Proceed. The Project Manager will submit the laptop to the Information Technology Department (ITD) for certification that it meets the minimum specifications set forth herein. The Project Manager will provide a written confirmation to the Contractor upon certification by ITD;
- 17) Contractor will provide one fax machine, of the plain paper type. The Contractor shall supply an adequate supply of ink/toner for the fax machine, as needed by the Engineer;
- 18) Contractor will provide one color printer and scanner to be operational in conjunction with the aforementioned computer. The Contractor to provide adequate supply of ink for the referenced printer, as needed by the Engineer;
- 19) Contractor will provide six Reams (500 count) of standard plain white letter paper to be used with the color printer and the fax machine;
- 20) Contractor will provide all cables, power cords, surge protector and software required to properly connect and operate the computer, printer, scanner and fax machine;
- 21) The fax machine and color printer and scanner may be combined into one unit, as long as it is operational in conjunction with the referenced computer;
- 22) The laptop computer, fax machine, color printer, scanner and all accessories shall remain the property of Miami-Dade County upon completion of the contract. Said equipment shall be delivered to the Department as instructed by the Engineer.
- 23) The Field Office shall have an operational burglar alarm system, maintained and monitored by a qualified monitoring service for the duration of the contract or until

such time the Engineer approves its termination. In the event the monitoring service receives an alert from the alarm, the Engineer shall be notified immediately;

- 24) The Field Office shall be equipped and secured with hurricane tie-downs, complying with current Miami-Dade County Ordinances;
- 25) The Field Office shall have ADA compatible steps, landings, and a handicap ramp with handrails. The steps, landings, decks and ramps shall all be constructed utilizing pressure treated lumber and hot dipped galvanized nails and bolts. A sketch design and layout of the aforementioned items shall be provided along with the proposed location and layout described in subarticle B above and will be subject to the approval of the Engineer;
- 26) Furnishings for the Field Office shall be supplied by the Contractor and shall include the following:
 - a) Two desks, having a surface area of 3x5 feet.
 - b) Two desk chair
 - c) One lockable wooden or metal locker of a size suitable for storing field testing and surveying equipment.

C. Execution

1. Access and Parking

- a. Field Office shall be located as to provide clear access from public streets including parking spaces for not less than five vehicles immediately adjacent to the field office. Signs shall be posted indicating that these spaces are reserved for the Engineer and/or Miami-Dade County personnel only. The parking area will be graded for drainage and surfaced with gravel, asphalt paving, or concrete paving.

2. Restroom Sewer Connection

- a. Restroom in the Field Office shall be connected to two 700 gallon chemical holding tanks. The holding tanks shall be serviced as often as necessary to prevent accumulation of wastes and unsanitary conditions, but no less than two times per week.

3. Maintenance

- a. Contractor must clean and service the Field Office and parking area three times per week during normal working hours. Cleaning and servicing includes complete janitorial services, soap, paper towels, and toilet tissue. Contractor will made all repairs in a timely manner at no additional compensation.

D. Measurement and Payment

1. Measurement

- a. The work under this Section will not be measured separately for payment. No separate payment will be made for the Engineer's Field Office, and it is to be included by the Contractor in prices bid for the various items of the work.

2.02 MAINTENANCE OF TRAFFIC (ARTICLE 102)

- A. Delete DTPW Construction Specification, Page 8, Article 102-K.1 and replace it with the following:
 - 1. Maintenance of Traffic (General Work All): Maintenance of Traffic costs will be paid for under the pay item listed in the bid price proposal. When the proposal does not include a separate item for Maintenance of Traffic, all work and incidental costs specified as being covered under this Section will be included for payment under the several scheduled items of the overall Contract, and no separate payment will be made therefore

APPENDIX "A" TO SPECIAL PROVISIONS
AUTHORIZATION AGREEMENT FOR AUTOMATIC DEPOSIT



ACH AUTHORIZATION AGREEMENT FOR AUTOMATIC DIRECT DEPOSIT OF MIAMI-DADE COUNTY WARRANTS

We hereby authorize the Finance Department to initiate credit entries and, if necessary, a debit entry in order to reverse a credit entry made in error in accordance with NACHA rules.

Original form must be received before we can process your request for ACH deposits. Please refer to page 2 for instructions. Processing of the form is approximately 15 days from receipt of completed original form. This authority is to remain in effect until revoked in writing and received by the Finance Department. Account changes must be reported at a minimum **fifteen (15) days prior to actual change**.

Section 1 (TO BE COMPLETED BY VENDOR) - ALL FIELDS ARE REQUIRED

TRANSACTION TYPE:

New ☐

Change ☐

Terminate ☐

FEDERAL IDENTIFICATION NUMBER

--	--	--	--	--	--	--	--	--	--

(AS PER CURRENT W-9)

--	--

(FOR INTERNAL USE ONLY)

VENDOR NAME :

DBA (DOING BUSINESS AS) :

TELEPHONE NUMBER :

FISCAL OFFICER NAME AND TITLE :

FISCAL OFFICER'S EMAIL :

ACH NOTIFICATION EMAIL:

(This is the email where payment information will be sent)

ROUTING NUMBER

--	--	--	--	--	--	--	--	--	--

--	--

(FOR INTERNAL USE ONLY)

VENDOR'S BANK ACCOUNT NUMBER

--	--	--	--	--	--	--	--	--	--

TYPE OF ACCOUNT

Checking ☐

Savings ☐

AUTHORIZED SIGNATURE

DATE :

PRINTED NAME

A VOIDED CHECK OR REDACTED COPY OF A BANK STATEMENT FOR THE ACCOUNT LISTED ABOVE MUST BE PROVIDED. PLEASE REFER TO INSTRUCTIONS FOR OUR MAILING ADDRESS. SUBMISSION OF YOUR E-MAIL ADDRESS IS MANDATORY IN ORDER TO PARTICIPATE IN THIS PAYMENT OPTION.

Section 2 (TO BE COMPLETED BY FINANCIAL INSTITUTION)

FINANCIAL INSTITUTION NAME:

ADDRESS:

BANK OFFICIAL NAME (PRINTED) AND TITLE :

TELEPHONE NUMBER :

EMPLOYEE ID NO. :

EMAIL :

☐ I have verified that the account and routing number provided above is correct and corresponds to vendor noted above.

☐ I have also verified that the person signing is an authorized signer on the account specified.

SIGNATURE

DATE :

Section 3 (TO BE COMPLETED BY MIAMI-DADE FINANCE DEPARTMENT)

Accounts Payable Verifications

Corp. Officer Name :

Verified by:

A/P Staff:

Corp. Officer Title :

Date:

Bank Officer:

A/P Supervisor:

Date:

Cash Management

Routing # verified by :

Date:

Verified by :

Verification Date:

Input/Output

ACH Indicator updated by :

Date of Update :

Verified by :

Verification Date:



ACH AUTHORIZATION AGREEMENT FOR AUTOMATIC DIRECT DEPOSIT OF MIAMI-DADE COUNTY WARRANTS

INSTRUCTIONS

Please contact us at (305) 375-5111 or email at FIN-ACHN@miamidade.gov if you have any questions or need assistance with this form.

You may obtain blank copies of this form at : http://www.miamidade.gov/finance/library/ach_form.pdf

At our Vendor Payment Inquiry (VPI) website you can obtain payment information as well as status of invoices, payment due date and other important information. You can reach the VPI site at :

<https://w85exp.miamidade.gov/VInvoice/login.do>

Section 1

Transaction Type

- New : If vendor is currently not on ACH deposits with Miami-Dade County.
- Change : If vendor is currently on ACH deposits with Miami-Dade County and would like to make changes to their information (example : change of financial institution, account number, etc.)
- Terminate : If vendor is currently on ACH deposits with Miami-Dade County and would like to switch to either Check or AP Control disbursement type)

Federal Identification Number : Enter your Federal Employer Identification Number (FEIN) or Social Security Number (SSN) used to register you as a vendor with Miami-Dade County. Name and FEIN/SS must be exactly as provided on IRS Form W-9.

Vendor Name : Enter the name of your business or individual name used to register you as a vendor with Miami-Dade County.

DBA (Doing Business As) : If you have registered a DBA for your business or for you as an individual, please enter it here.

Fiscal Officer Name, Title and E-Mail : Name of Authorized Corporate officer, Title and E-Mail address to be contacted to. Corporate officer signing this form must be an authorized signatory in the corporate bank account listed on this form.

ACH Notification E-Mail : This is the E-Mail address where payment information will be sent to.

Section 2

This section must be completed in full and legible manner by your banking institution in order to prevent delays in processing change to ACH. Both acknowledgment statements must be checked off by Bank Official signing and dating the form.

Section 3

This section will be completed by Miami-Dade County Finance Department.

ORIGINAL FORM AND VOIDED CHECK OR REDACTED STATEMENT MUST BE MAILED TO :

Accounts Payable Manager

Miami-Dade County Finance Department
111 NW First Street, Suite 2620
Miami, Florida 33128

Terms and Conditions

Completed form should not contain any changes (scratched off /white out) or altered information; otherwise, form will not be accepted.

Processing time is approximately fifteen (15) days from receipt of complete form and voided check or redacted Bank statement.

Providing account information does not authorize Miami-Dade County to access bank account activity.

ACH deposits can be made into **only** one (1) bank account. Payments can not be split between multiple accounts.

Notification E-mail providing payment information can be sent to one (1) single E-mail address **only**.

Proper verification will be conducted by Miami-Dade County Finance Department Staff, via a telephone call to confirm the information being provided is accurate.

This authorization shall remain in effect until terminated in writing with sufficient notice to Miami-Dade County Finance Department.

Miami-Dade County will not be responsible for any loss that may arise solely by reason of error, mistake or fraud regarding information provided on this ACH Authorization Agreement Form.

APPENDIX "B" TO SPECIAL PROVISIONS
TECHNICAL SPECIFICATIONS

TECHNICAL SPECIAL PROVISIONS
FOR
CARBON FIBER REINFORCED POLYMER FIELD TESTING REQUIREMENTS

TECHNICAL SPECIAL PROVISION

FOR

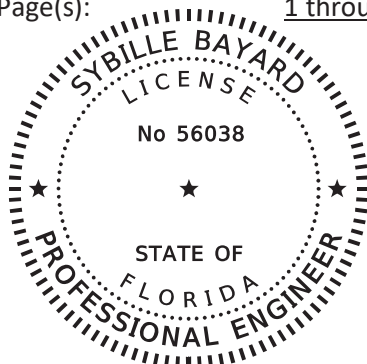
CARBON FIBER REINFORCED POLYMER FIELD TESTING REQUIREMENTS

PROJECT NO.: EDP-MT-20200315

This item has been digitally signed and sealed by Sybille Bayard, P.E. on the date adjacent to the seal. Printed copies of this document are not considered signed and sealed signature must be verified on any electronic copies.

Prepared by: Sybille Bayard, P.E.
Date: April 21, 2022
Fla. License No.: 56038
Firm Name: CONSOR Engineers, LLC.
Firm Address: 10651 N Kendall Drive, Suite 117
City, State, Zip code: Miami, FL, 33176

Page(s): 1 through 4



Sybille Bayard
2022.04.21 14:47:48-04'00'

Table of Contents

T102-1 General 3

T102-2 Quality Assurance 3

T102-3 Contractor Submittals..... 3

T102-4 Carbon Wrap Testing Requirements 3

 T102-4.2 Bond Testing (CFRP System) 3

 T102-4.3 Testing Frequency..... 4

 T102-4.4 Conditions of Acceptance (CFRP system) 4

T102-5 Test Report 4

T102-6 Method of Measurement 4

T102-7 Basis of Payment..... 4

SECTION T102 CARBON FIBER REINFORCED POLYMER FIELD TESTING REQUIREMENTS

T102-1 General.

The Engineer shall observe all aspects of on-site field testing.

T102-2 Quality Assurance.

Include the work under this Technical Special Provision in the Contractor Quality Control General requirements set forth in Section 105 of the FDOT Standard Specifications

All tests shall comply with requirements of ASTM D7522, ASTM E329, ASTM E543, ASTM E548, ASTM E699, and ACI 440.2R-17.

Calibrate testing equipment before proceeding with each set of tests using devices of accuracy traceable to either National Bureau of Standards or accepted values of natural physical constants.

T102-3 Contractor Submittals.

Prior to starting work, submit to the Engineer for approval, a proposed Quality Assurance and Testing plan and work schedule.

T102-4 Carbon Wrap Testing Requirements.

T102-4.1 Inspection for voids/delamination.

After allowing at least 24 hours for initial resin cure to occur, perform a visual and acoustic tap test of the layered surface, in accordance with ACI 440.2R-17 (Part 3, Chapter 7 (7.2.3)). The acoustic tap test coverage will be, at a minimum, one sounding tool strike per square foot of area coated with the CFRP. Additional testing shall be performed if an area is deemed to be suspect.

Other methods for detecting voids must be submitted and approved by the Engineer prior to proceeding.

T102-4.2 Bond Testing (CFRP System).

All testing under this section are to be performed in the presence of the Engineer. Conduct direct pull-off testing per ASTM D7522 or approved equal. Documentation of ASTM, ACI, logbooks, and Manufacturer's data should be readily available. Conduct direct pull-off tests under the following test conditions:

(1) Prior to the first CFRP installation, conduct two pull-off tests on installed samples of the CFRP (12-inch x 12-inch) to verify the tensile bond between the CFRP and the existing concrete substrate. This sample shall conform to the number of CFRP layers to be used in the repair. The location of the pull-off tests shall be representative of the general conditions and performed on a flat surface. Allow the CFRP system to cure a minimum of 24 hours before execution of the direct pull-off test. After testing, inspect the failure surface of the coupon specimen. Failure at the bond line at tensile stresses below 200 psi is unacceptable. If the results are unacceptable, consult the Manufacturer, make necessary modifications, and repeat the test until acceptable results are obtained. If the results from the repeated tests prove unacceptable, the Engineer has the discretion to order the Contractor to substitute a different carbon wrap system.

(2) During CFRP installation, conduct pull-off tests to verify the tensile bond between the CFRP and the existing concrete substrate. Test location(s) to be prescribed by the Engineer. Allow the CFRP system to cure a minimum of 24 hours and a maximum of 48 hours before execution of the direct pull-off test. After testing, inspect the failure surface of the coupon specimen. Failure at the bond line at tensile stresses below 200 psi is unacceptable. The Engineer has the discretion to order the Contractor to remove the unacceptable materials and repeat the process.

T102-4.3 Testing Frequency

Conduct direct pull-off testing at the follow frequency:

Two initial CFRP pull-off samples (12-inch x 12-inch) are required. The Engineer will select the location where this initial testing will be performed.

Test the installed CFRP prior to the application of the protective coating.

Perform a minimum of one direct pull-off test at each structure where less than 500 square feet of CFRP is installed. For structures where more than 500 square feet of CFRP is installed, perform one additional direct pull-off test for each 500 square foot increment. Allow the CFRP system to cure a minimum of 24 hours (maximum 48 hours) before execution of the direct pull-off test. The Engineer will select the locations where the testing will be performed. Patch all test areas with an equivalent CFRP material prior to the application of the protective coating.

T102-4.4 Conditions of Acceptance (CFRP system)

1. The failure mode must be cohesive failure within the concrete for tests on the CFRP system.
2. The tensile bond strength must be in excess of 200 psi.
3. If required, repair the tested area in accordance with the Technical Special Provisions Section T104.

Verify compliance of materials and mixes with requirements of Contract Documents. Promptly notify the Engineer of observed irregularities or non-conformance work or products.

Perform additional tests required by the Engineer. If re-testing is required due to nonconformance to specified Contract requirements, including the requirements incorporated into this Technical Special Provision, perform the required repair, as well as the new testing, at no additional cost to the Department.

Take a minimum of five samples for quality control testing of each of the following: epoxy injection material, carbon fiber fabric, primer and saturating (matrix) resins, and surface finishing products. Provide these same at no additional cost to the Department.

T102-5 Test Report

After each test, promptly submit one copy of the test report to the Engineer. Include with each test report: Date issued, Project title, Name of inspector, Date and time of inspection and testing, Identification of product and specifications section (included batch numbers), Location of tests within the Project, Type of inspection or test, Results of tests, Conformance with Contract Documents and Specifications.

T102-6 Method of Measurement

In accordance with Technical Special Provision for Girder Strengthening using CFRP Wrap.

T102-7 Basis of Payment

In accordance with Technical Special Provision for Girder Strengthening using CFRP Wrap.

TECHNICAL SPECIAL PROVISIONS
FOR
GIRDER STRENGTHENING USING CARBON FIBER REINFORCED POLYMER WRAP

TECHNICAL SPECIAL PROVISION
FOR


GIRDER STRENGTHENING USING CARBON FIBER REINFORCED POLYMER WRAP

PROJECT NO.: EDP-MT-20200315

This item has been digitally signed and sealed by Sybille Bayard, P.E. on the date adjacent to the seal. Printed copies of this document are not considered signed and sealed signature must be verified on any electronic copies.

Prepared by: Sybille Bayard, P.E.
Date: April 21, 2022
Fla. License No.: 56038
Firm Name: CONSOR Engineers, LLC.
Firm Address: 10651 N Kendall Drive, Suite 117
City, State, Zip code: Miami, FL, 33176

Page(s): 1 through 12



Sybille Bayard
2022.04.21
14:54:15-04'00'

Table of Contents

T104-1 General	4
T104-1.1 Submittals:	4
T104-1.2 Quality Assurance:	4
T104-1.2.1 CFRP Manufacturer or Supplier Qualification:	4
T104-1.2.2 CFRP Contractor Qualifications:.....	4
T104-1.2.3 Inspection:	4
T104-1.3 Job Site Conditions:.....	5
T104-1.4 Storage, Handling and Disposal:	5
T104-1.4.1 Storage Requirements:	5
T104-1.4.2 Handling:.....	5
T104-1.4.3 Safety Hazards:	5
T104-1.4.4 Disposal:.....	5
T104-2 CFRP System Properties.....	6
T104-2.1 General:	6
T104-2.2 Carbon Fiber Fabric and Laminate Properties:	6
T104-2.3 Concrete Surface Primer:.....	6
T104-2.4 Saturating (Matrix) Resin:	6
T104-3 Procedure for CFRP Application.	6
T104-3.1 Concrete Section Preparation:.....	6
T104-3.2 Concrete Surface Preparation:	7
T104-3.3 Equipment and Materials Requirements:.....	7
T104-3.4 Abrasive Blasting Technician Certification:.....	8
T104-3.5 Abrasive Blasting and Cleaning Requirements:	8
T104-3.6 Mixing Resins:	8
T104-3.7 Concrete Surface Primer and Saturating Resin Application:	9
T104-3.8 CFRP Application (Wet Lay-Up Method):	9
T104-4 Repair of Defects.	10
T104-5 Protective Coating.	10
T104-5.1 General:	10

T104-5.2 Submittals:	10
T104-5.3 Products:	10
T104-5.4 Surface Preparation and Application Requirements:	11
T104-6 Inspection, Testing, and Sampling.	11
T104-6.1 Inspection and Quality Assurance:	11
T104-6.2 Field Testing:	12
T104-6.3 Sampling:	12
T104-7 Method of Measurement.	12
T104-8 Basis of Payment.....	12

SECTION T104 GIRDER STRENGTHENING USING CARBON FIBER REINFORCED POLYMER WRAP

T104-1 General

Install Carbon Fiber Reinforced Polymer (CFRP) wrap as shown in the plans, after completing all restoring of spalled areas in the slab units per Technical Special Provision T401.

T104-1.1 Submittals:

(a) Submit product data indicating product standards, physical and chemical characteristics, technical specifications, limitations, installation instructions, maintenance instructions, and general recommendations regarding each material in accordance with Department Specifications.

(b) The epoxy or composite material manufacturer or supplier shall provide a five-year proven record of performance of concrete member strengthening with carbon fiber materials, confirmed by actual field tests, and a minimum of 25 successful field installations. Include certification that the manufacturer is ISO 9001 compliant by current audit.

(c) Submit for record a qualification statement listing completed CFRP projects similar in size and scope, including location, owner, engineer/architect, and contact information. Include a certified letter stating that the Contractor is currently qualified to install the Manufacturer's CFRP system.

(d) Submit Safety Data Sheets (SDS) of each product used on site and certification that the materials conform to local, state, and federal environmental and worker's safety laws and regulations.

(e) Prepare and submit, for approval, the Quality Assurance/Quality Control (QA/QC) plan, including the shop drawings and the work plan for the installation of the CFRP system in accordance with the FDOT Standard Specifications. The shop drawings and work plan shall contain all the details of the CFRP wrap, joint and end details, lap details, and all other information required for the proper installation of the system. The work plan will describe the testing and inspection requirements and testing equipment to be used.

T104-1.2 Quality Assurance:

T104-1.2.1 CFRP Manufacturer or Supplier Qualification: The CFRP manufacturer or supplier shall specialize in the manufacturing of the products specified in this Technical Special Provision, and have documented experience as noted in Article T104-1.1 (b) .

T104-1.2.2 CFRP Contractor Qualifications: Successfully completed a minimum of five projects of similar size and scope. In addition, have previous experience in the installation of the specified carbon wrap product and provide a notarized certification letter from the CFRP manufacturer, attesting the Contractor is currently qualified to install the materials.

The Foreman who will perform CFRP installation of the specified product, shall have a minimum of 2 years' experience installing this product. Provide a notarized certification letter stating that the Foreman is qualified to install the manufacturer's CFRP.

T104-1.2.3 Inspection: Inspect all materials prior to application to assure that they meet the requirements of this Technical Special Provision and have arrived at the job site undamaged. The CFRP components shall be completely inspected by the Contractor during, and immediately following, application of the CFRP materials. Conformance with the Contract plans, proper alignment of fibers, and quality workmanship shall be assured. Entrapped air shall be released or rolled out before the epoxy sets. Defects shall be noted in the Daily Construction Log, kept by the Field Representative. After CFRP has cured, inspect all the work to check for voids and/or debonding. Repairs in accordance with T104-4 shall be made and noted in the Daily Construction Log.

T104-1.3 Job Site Conditions: Environment conditions shall be examined before and during installation of the CFRP system to ensure conformity to the Contract Documents and manufacturer's recommendations. Do not apply primers, putty, saturating resins, or adhesives on damp, or wet surfaces. Ambient and concrete surface temperatures shall be within 50°-90°F, unless otherwise specified by the manufacturer. Moisture level on all contact surfaces shall be less than 4.3% at the time of installation of the CFRP system, as evaluated according to ACI 503R-93. Moisture restrictions may be waived for resins that have been formulated for wet applications.

Do not apply CFRP materials if rain, or dew condensation is expected during installation or for a period as specified by Manufacturer. The ambient temperature and temperature of the epoxy components shall be within 50°-80°F at the time of mixing.

T104-1.4 Storage, Handling and Disposal:

T104-1.4.1 Storage Requirements: All components of the CFRP system shall be delivered and stored in the original factory-sealed unopened packaging or containers, with proper labels identifying the manufacturer, brand name, system identification number, and date. Store catalysts and initiators separately. All components shall be protected from dust, moisture, chemicals, direct sunlight, physical damage, fire, and temperatures outside the range specified in the product data sheets. Any component that has been stored in a condition different from that stated above shall be disposed of as specified in T104-1.4.4. Components of the CFRP system, especially resins and adhesives, that have been stored longer than the shelf life specified on the product data sheet, shall not be used, and shall be disposed of, as specified in T104-1.4.4.

T104-1.4.2 Handling: All components of the CFRP system, especially the carbon fiber fabric and anchors, shall be handled with care according to the manufacturer's recommendations to protect them from damage, and to avoid misalignment or breakage of the fibers by pulling, separating, or wrinkling them, or by folding the carbon fiber fabric. After cutting, carbon fiber fabric shall be either stacked dry with separators or rolled gently at a radius no tighter than 12 inches or as recommended by the manufacturer.

T104-1.4.3 Safety Hazards: All components of the CFRP system, especially resins and adhesives, shall be handled with care to avoid safety hazards, including but not limited to, skin irritation and sensitization, breathing vapors, and dusts. Mixing resins shall be monitored to avoid fuming and inflammable vapors, fire hazards, or violent boiling. The Contractor is responsible to ensure that all components of the CFRP system, at all stages of work, conform to local, state, and federal environment and worker's safety laws and regulations.

Safety Data Sheet (SDS) for all components of the CFRP system shall be accessible to all at the project site. Specific handling hazards and disposal instructions shall be specified in the SDS.

Provide proper means of protection for the safety of personnel and the workplace. Inform personnel of the dangers of inhaling fumes of primer, putty, or resin, and take all necessary precautions against injury to personnel. The resin mixing area shall be well vented to the outside.

Clean-up equipment and the project site from hazardous and aesthetically undesirable CFRP components using appropriate solvents, as recommended in the SDS.

T104-1.4.4 Disposal: Any component of the CFRP system that has exceeded its shelf life or pot life, or has not been properly stored or handled, and any unused or excess material that is deemed waste, shall be disposed of in a manner amiable to the protection of the environment and consistent with the SDS.

T104-2 CFRP System Properties.

T104-2.1 General: The CFRP system shall be ICC-ES AC125 listed and meet the requirements of this section.

T104-2.2 Carbon Fiber Fabric and Laminate Properties: The number of plies utilized in the application should be determined to satisfy the requirements specified in the following tables. The maximum number of plies utilized shall not exceed three.

Carbon Fiber Properties	
Property	Minimum Requirement
Ultimate Tensile Strength	790,000 psi
Tensile Modulus	42 x 10 ⁶ psi
Elongation at Break	1.9%
Primary Fiber Orientation	0°, Unidirectional

Cured CFRP Laminate Properties		
Property	Test Method	Minimum Requirement
0° Average Ultimate Tensile Strength	ASTM D3039	155,000 psi
0° Average Modulus of Elasticity		14.0 x 10 ⁶ psi
0° Average Elongation at Break		1.1%
Average Thickness		0.040 in.
0° Average Tensile Strength per Inch Width	ASTM D7565	6,200 lbs
0° Average Modulus per Inch Width		560,000 lbs

T104-2.3 Concrete Surface Primer: Concrete surface primer shall be a two component, 100% solids, moisture tolerant epoxy and shall meet the following minimum requirements:

Property	Requirement	Test Method
Tensile Strength, 7 Day	2,500 psi	ASTM D638
Tensile Modulus, 7 Day	105,000 psi	
Elongation at Break, 7 Day	1.0%	
Flexural Strength, 14 Day	3,500 psi	ASTM D790
Glass Transition Temperature (HDT)	165°F	ASTM D4065

T104-2.4 Saturating (Matrix) Resin: The saturating resin shall be two component, 100% solids, moisture tolerant, high strength, high-modulus epoxy and shall meet the following minimum requirements:

Property	Requirement	Test Method
Tensile Strength	8,000 psi	ASTM D638
Tensile Modulus	400,000 psi	
Elongation at Break	3.5%	
Flexural Strength	16,000 psi	ASTM D732
Flexural Modulus	420,000 psi	ASTM D790
Glass Transition Temperature (HDT)	165°F	ASTM D4065

T104-3 Procedure for CFRP Application.

T104-3.1 Concrete Section Preparation: The work under this section consists of preparing the concrete surface to a smooth finish prior to abrasive or water blasting per Article T104-3.2.

The restored concrete surface shall be smooth and uniform. Remove form lines and sharp/rough edges by grinding or filling with putty.

All inside and outside corners and sharp edges shall be rounded or chamfered to a minimum radius of ½ inch. Ridges, form lines, and sharp or roughened edges greater than 1/32 inch or the tolerances recommended by the CFRP system manufacturer shall be ground down or filled with putty. Filler material, where required, shall be an FDOT's Approved Product Listing (APL) epoxy, type E, per FDOT Standard Specifications, Section 926. Obstructions and embedded objects shall be removed before installing the CFRP system, as directed by the Engineer.

Substrate concrete and finished surface of concrete shall be cleaned to the approval of the Engineer. All concrete surfaces that will receive the carbon wrap system shall meet the surface moisture requirements of Article T104-1.3.

Final approval of the surface prior to abrasive or water blasting shall be received from the Engineer prior to proceeding with the work.

T104-3.2 Concrete Surface Preparation: Work performed under this section consists of roughening and cleaning the concrete surface prior to the application of CFRP. Work to be performed shall include abrasive or water (high pressure water greater than 10,000-18,000 psi) blasting, air blowing, vacuuming, and any other technique required to remove dust, grit, coatings, chalk marks, paints, curing compounds, laitance, and other substances which would inhibit bonding of the CFRP to the concrete surface. The concrete surface profile (CSP) shall be prepared to a profile not less than CSP 3, as defined by ICRI 310.2R or to the tolerances recommended by the CFRP system manufacturer. All concrete surfaces that are to receive the CFRP system shall meet the surface moisture requirements of Article T104-1.3.

The surface preparation technicians and supervisors shall be certified before abrasive blasting is started. Abrasive blasting at each location shall not begin before concrete repairs at that location are completed and the environmental measures are in place. Before abrasive blasting commences at each location, the concrete repair patch material shall be allowed to cure as recommended by the manufacturer or otherwise specified in the Contract Documents. Notify the Engineer if the manufacturer's recommendations conflict with the requirements in this Technical Special Provision.

Perform no work on this item until written approval is received from the Engineer and all supervisors and technicians have been certified for work.

T104-3.3 Equipment and Materials Requirements: The following are equipment and material requirements for this item of work:

(a) Abrasive Blasting Equipment – abrasive blasting equipment shall be conventional air pressure-type blasters. A minimum pressure of 100 psi shall be maintained at the blast nozzle.

(b) Abrasives – the abrasive material shall be clean and dry silica sand or other suitable material. The blast material shall be plant packaged and maintained in a clean and dry condition at all times. Material stored in the blaster pot overnight shall not be used. A copy of the SDS shall be provided to the Engineer prior to blasting. Spent abrasives shall not be reused.

(c) Compressed air – compressed air used for abrasive blasting shall be clean, oil free, and dry, per ASTM D4285. Air line filters and moisture separators shall be installed upstream from the blasting equipment. These shall be inspected daily for cleanliness and correct operation. Any indication of malfunctioning equipment shall be corrected immediately.

(d) Submit detailed descriptions of all materials to be used to the Engineer for approval. This information shall provide all relevant constituents and properties for each material and the

specifications to which each complies. Data published by the manufacturer's will be acceptable except where certifications of materials characteristics are required.

T104-3.4 Abrasive Blasting Technician Certification: Abrasive blasting technicians, who are certified by the Contractor, shall perform all abrasive blasting under this item of work. The testing proposal shall be submitted a minimum of 30 working days prior to the proposed test date, but not before the Contractor has received the Engineer's approvals for all equipment., materials, and procedures to be used for this work. Technicians who demonstrate their abilities to prepare concrete surfaces to the standards specified in the section through safe use of the required equipment shall be certified by the Contractor as "abrasive blasting technicians" for this project after approval by the Engineer, who will witness certification testing. The County shall be allowed to stop work due to poor workmanship at any time without consequence to the County.

T104-3.5 Abrasive Blasting and Cleaning Requirements: The following are performance requirements for this item of work:

- (a) Comply with all OSHA requirements during the media blasting operation.
- (b) All abrasive blast operators shall wear National Institute of Occupational Safety and Health (NIOSH) approved, air-fed helmets or hood.
- (c) Soil, cement spatter, and other foreign matter (other than grease and oil) shall be removed by scraping, chipping, brushing with stiff fiber or wire brushes, or needle gun. Oil or grease shall be removed by cleaning with detergents or emulsifying agents. The surface shall then be flushed with potable water to remove detrimental residue. Cleaning shall remove any dust, laitance, grease, oil, curing compounds, wax, impregnations, stains, paint coatings, surface lubricants, foreign particles, weathered layers or any other bond-inhibiting material.
- (d) After completing activity (c), the concrete surfaces shall be abrasive blasted with nonmetallic grit. Abrasive blasting shall remove all loose and weak materials. Abrasive blasting shall remove laitance, efflorescence, and other non-oil contaminants. It shall open pore "bug" holes below the surface and shall leave a clean, rough surface, which has the appearance of medium grit sandpaper. In areas of sound concrete, large aggregate shall generally not be exposed. Abrasive blasting shall be performed so that no damage is done to completed portions of the work. All abrasive blasted surfaces shall be thoroughly cleaned by minimum 50 psi air blasting to remove all traces of abrasive blasting residue. The abrasive blasted surface shall be examined for traces of oil, grease, and other adhering contaminants. If present, they shall be removed by the techniques specified above, and that portion of the surface shall be re-blasted. Relatively small, contaminated areas may be cleaned by needle guns rather than re-blasting. Workers shall assure that cleaned surfaces do not become re-contaminated from any source until CFRP repair is applied, including bare hands.
- (e) Collect and safely dispose of all project wastes. The facilities for confining and safely disposing of these wastes shall be provided and operated by the Contractor. Wastes include demolition debris, concrete, and concrete dust, and blasting materials. Any damage to the existing structure shall be the responsibility of the Contractor and shall be repaired at no additional cost to the Department.

T104-3.6 Mixing Resins: All resin components, including main agent and hardener, shall be mixed at proper temperature, using appropriate weight ratio, and for a duration specified by the Manufacturer, until thorough mixing with uniform color and consistency is achieved. Resin components shall not be mixed with any component supplied with a separate resin system. Resins shall not be diluted with any organic solvents, such as thinner. Manual stirring and small electrically powered mixing blades are allowed.

Resins shall be mixed in quantities sufficiently small to ensure that it can be used within its pot life. Any mixed resin that exceeds its pot life or begins to generate heat or show signs of increase in viscosity, shall not be used.

Mixing of some resins may be accompanied by noxious fumes. Precautions shall be taken, as specified by the Manufacturer, regarding their impact on the environment, including emission of volatile organic compounds and toxicology.

T104-3.7 Concrete Surface Primer and Saturating Resin Application: Apply concrete surface primer in accordance with the Manufacturer's recommendations. The primer and saturating resin may be applied with a brush or roller. The first coat of primer shall be uniformly applied as an undercoat to all locations on the concrete surface where the CFRP system is to be installed. Apply a second coat of primer as necessary after the first coat has penetrated into the concrete. Follow manufacturer's recommendation pertaining to time between priming and placing the first layer of carbon fiber fabric.

Primer shall be covered with carbon fiber fabric within 24 hours of application. If a 24-hour window is exceeded due to unforeseen circumstances, the primed surfaces shall be solvent-wiped with a fast-flashing solvent or roughened with sandpaper to break the amine blush.

Substrate surface irregularities caused by the primer application shall be ground and removed by disc sanding prior to placing carbon fiber.

The saturating resin shall have sufficiently low viscosity to ensure full impregnation of the carbon fiber fabric prior to curing.

To maintain proper resin viscosity, the ambient and concrete surface temperatures shall be within the range specified in Section T104-1.3. Any mixed resin that exceeds its pot life shall not be used, and shall be disposed of, in accordance with Section T104-1.4.4.

T104-3.8 CFRP Application (Wet Lay-Up Method): Apply CFRP in accordance with manufacturer's recommendations. Follow manufacturer's recommendations regarding primer open times.

Carbon fiber fabric shall be cut beforehand into prescribed lengths.

Upon uniformly applying the first layer of saturating resin as an undercoat, the carbon fiber fabric previously cut to the length(s) specified in the Contact Documents, shall be installed in place, and gently pressed onto the wet saturating resin. Any entrapped air between the fabric and concrete surface shall be released or rolled across the fabric in the direction parallel to the fibers, while allowing the resin to impregnate the fibers and achieve intimate contact with the substrate.

Sufficient saturating resin shall be applied on top of each layer of fabric, as an overcoat, to ensure full saturation of the fibers. The undercoat, fabric, and the overcoat shall be applied with no interruption.

To ensure complete bonding between layers, any successive layer of fabric shall be placed before the onset of complete gelation of the previous layer of resin.

The number of fabric layers that can be applied in a single day shall be determined based on the manufacturer's recommendations and the approval of the Engineer.

The cured composite shall have uniform thickness and density, bond between layers, and lack of porosity. Undulations in the completed wrap surface shall not exceed ¼-inch per foot in any direction.

Fibers within the fabric shall not deviate from the horizontal or a vertical line by more than ½-inch per foot.

Protect finished installation of CFRP system from rain, sand, dust, etc., using protective sheeting or other barriers. Do not allow protective sheeting to come in contact with finished application.

The CFRP system shall be allowed to cure, as recommended by the manufacturer. Field modification of resin chemistry for rapid curing is not allowed.

Curing of finished application shall be a minimum of 24 prior to application of protective coating.

T104-4 Repair of Defects.

Upon complete of the curing process, the installed system shall be checked for areas where saturating resin has not penetrated or where saturating resin has not completely cured. Such areas shall be epoxy injected to reestablish bond, subject to the approval of the Engineer.

Repair procedures shall be performed in accordance with the manufacturer's recommendations and as specified by the Engineer. All repairs shall be subject to the same application, curing, and quality control specifications as the original work.

Small delaminations, less than 2 square inches each, do not require corrective action, as long as the total delaminated area is less than 5% of the applied surface area.

Large delaminations, greater than 25 square inches each, shall be repaired by selectively cutting away the affected sheet, reapplying primer, and resin layers, and applying an overlapping CFRP patch with an equivalent number of layers and fiber orientation. Allow for 6 inches overlap in all directions.

Moderate delaminations, between 2 square inches to 25 square inches, shall be repaired by filling the delaminations using low-pressure injection of the saturating resin, or by the previous procedure specified for large delaminations.

Repair procedures for conditions that are not specifically addressed in these notes shall be submitted and approved by the Engineer prior to proceeding with the work.

T104-5 Protective Coating.

T104-5.1 General: This specification describes the coating of the wrap system, including adjacent concrete surfaces, with a non-vapor-barrier, flexible, protective, waterproofing coating. Material shall be a polymer based latex coating. Final appearance is to match, with reason, the color and texture of the adjacent concrete.

Install materials in accordance with all safety and weather conditions required by the manufacturer, or as modified by applicable rules and regulations of local, state, and federal authorities having jurisdiction. Consult SDS for complete handling recommendations.

Do not apply coating material if it is raining, or if such conditions appear to be imminent.

T104-5.2 Submittals: Submit three copies of Manufacturer's literature, to include: Product Data Sheet, System Data Sheet, Application Guide, and appropriate SDS.

Sample mock-up (minimum 12 inches by 12 inches) of the coating product to be inspected for color matching and approved by the Engineer prior to application.

T104-5.3 Products: UV protective epoxy-based polymer coatings shall satisfy the following conditions:

1. Material shall be gray-colored, acrylic, protective coating
2. Material shall prevent moisture ingress
3. Material shall be water vapor permeable and provide carbonation barrier
4. Minimum dry film thickness shall be 4-6 mils
5. Provide UV protection

T104-5.4 Surface Preparation and Application Requirements: All surfaces to be coated shall be clean and dry. Surface preparation shall be as recommended by the manufacturer. Solvent wipes shall not be used to clean the CFRP surface, unless approved by the CFRP Manufacturer. If abrasive cleaning is necessary, air pressure shall be limited to avoid any damage to the fibers. Include the preparation technique as part of the detailed work plan submitted to the Engineer for approval to starting the work.

The recommended application temperature (ambient and substrate) is 50°-95°F. Material can be applied by brush, roller, or spray over entire area moving in one direction. Allow a minimum of 20-90 minutes prior to recoating. At higher temperatures work carefully to maintain a wet edge. To achieve a dry film thickness of 4-6 mils, two uniform coats should be anticipated. On porous substrates, a third coat may be necessary.

Adhere to all limitations and cautions for the material in the Manufacturer's printed literature.

T104-6 Inspection, Testing, and Sampling.

All inspections in this Section shall be performed by a trained inspector, acting on behalf of the Department for quality assurance of the project, in the presence of the Contractor and the Engineer. The Contractor may have its own inspector for quality control.

Conduct testing per Technical Special Provision for Carbon Fiber Reinforced Polymer Field Testing Requirements.

T104-6.1 Inspection and Quality Assurance: Manufacturer's certifications for all delivered and stored CFRP components will be inspected for conformity to the Technical Special Provisions (TSPs) before starting the CFRP repair.

Materials testing shall be conducted on samples of pre-cured witness panels. Any material that does not meet the requirements of the Contract Documents will be rejected.

Daily inspection will include:

1. Date and time of repair
2. Ambient and concrete surface temperatures
3. Relative humidity and general weather conditions
4. Surface dryness per ACI 503.4
5. Surface preparation and surface profile using ICRI surface-profile-chips
6. Qualitative description of surface cleanliness
7. Widths of cracks not injected with epoxy
8. Fiber laminate batch numbers and their locations in structure
9. Batch numbers, mixture ratios, mixing times, and qualitative descriptions of the appearance of all mixed resins, primers, putties, saturating resins, adhesives, and coatings
10. Observations of progress of cure of resins
11. Conformance with installation procedures
12. Adhesion test result including bond strength, failure mode, and location
13. CFRP properties from testing of field sample panels
14. Location and size of any delaminations or air voids
15. General progress of work

Fiber or ply orientation, fiber kinks, and waviness will be examined by visual inspection for conformity to the conditions specified in the TSPs. Non-conforming CFRP area will be removed, and repaired per Section T104-4, at the Contractor's expense.

After at least 24 hours for the initial cure of the resin, a visual inspection of the surface will be performed for any swelling, bubbles, voids, or delaminations. An acoustic tap test will be performed in accordance with Section T102.

T104-6.2 Field Testing: For field testing requirements, see Technical Special Provision for Carbon Fiber Reinforced Polymer Field Testing Requirements.

T104-6.3 Sampling: Record lot number and fiber used for wrapping. Two samples shall be prepared randomly throughout the duration of the project. The Engineer shall select the time and location of these samples. Samples shall consist of two 12-inch by 12-inch layers of carbon fiber fabric (flat).

Mix samples of saturating resin according to the Manufacturer's recommendations. All materials used for the samples shall be from the same products (lot number) being used at the site on a daily basis. On a smooth, flat, level surface covered with polyethylene sheets, prepare a sample by placing two layers of the carbon fiber fabric oriented in the same direction. Impregnate each layer with saturating resin, cover with polyethylene sheets and squeeze out all bubbles. The prepared, identified samples shall be fully cured and tested. All testing shall be conducted by an independent laboratory, and in accordance with ASTM D3039. Two copies of the test results are to be submitted to the Engineer within five days of testing. As a minimum the testing shall consist of ultimate tensile strength, tensile elongation, and percent elongation at break in accordance with ASTM D3039.

T104-7 Method of Measurement.

The quantity to be paid for will be the quantity in linear feet of beams receiving CFRP wraps, furnished, installed by the Contractor, tested per Technical Special Provision for Carbon Fiber Reinforced Polymer Field Testing Requirements, and accepted by the Engineer.

T104-8 Basis of Payment.

Price and payment will be full compensation for all work, labor, equipment, testing, and materials specified in this Technical Special Provision.

Payment shall be made under:

Item No. 450-82 Beam Repair – per linear foot.

TECHNICAL SPECIAL PROVISIONS
FOR
T401 RESTORE SPALLED AREAS, LATEX MODIFIED MORTAR-ACRYLIC


TECHNICAL SPECIAL PROVISION
FOR
T401 RESTORE SPALLED AREAS, LATEX MODIFIED MORTAR -
ACRYLIC

PROJECT NO.: EDP-MT-20200315

This item has been digitally signed and sealed by Sybille Bayard, P.E. on the date adjacent to the seal. Printed copies of this document are not considered signed and sealed signature must be verified on any electronic copies.

Prepared by: Sybille Bayard, P.E.
Date: April 21, 2022
Fla. License No.: 56038
Firm Name: CONSOR Engineers, LLC.
Firm Address: 10651 N Kendall Drive, Suite 117
City, State, Zip code: Miami, FL, 33176

Page(s): 1 through 5



Sybille Bayard
2022.04.21
14:55:24-04'00'

T401 RESTORE SPALLED AREAS, LATEX MODIFIED MORTAR - ACRYLIC

T401-1 Description.

Replace unsound and delaminating concrete in the sonovoid slab units and concrete bents, as shown in the Plans and at any additional locations identified in sounding survey as stated below.

In addition to the locations of spalls shown in the Plans, perform a sounding survey of the sonovoid slab units, the concrete bents, and the concrete columns to identify all locations in need of spall restoration. Field-mark all repair areas and obtain approval of the Engineer prior to commencing the repair work.

Do not remove concrete without the Engineer's approval.

T401-2 Materials.

T401-2.1 General: Meet the following requirements:

Reinforcing Steel.....	Section 415
Coarse Aggregate.....	Section 901
Water.....	Section 923
Epoxy.....	Section 926

Use all materials supplied by the same manufacturer and listed on the Approved Products List (APL). Use corrosion inhibitors and repair materials that are compatible and applied in accordance with this Technical Special Provision, the manufacturer's recommendations, and as directed by the Engineer.

T401-2.2 Bonding Agent: Use a bonding agent containing corrosion inhibitors compatible with the repair material and approved by the Engineer prior to use.

T401-2.3 Latex Modified Acrylic Mortar: Use a repair mortar/concrete polymer/latex modified - corrosion inhibitor enhanced unless otherwise required in the Contract Documents or approved by the Engineer. Ensure that material achieves a minimum compressive strength of 5,000 psi in seven days.

For horizontal or vertical spalls with a minimum depth of 1-inch, use a repair mortar that includes an aggregate in accordance with the manufacturer's recommendations. For spalls near the water that may be submerged during cure, add anti-washout admixture. For underwater repairs, use an approved underwater mortar. For horizontal or vertical spalls less than 1-inch deep, hand-apply repair mortar in accordance with manufacturer's recommendations.

Do not place patch materials in lifts. Place the material using form and pour methods unless otherwise approved by the Engineer based on specific condition of deficiencies.

T401-2.4 Epoxy: Use an epoxy binder with a color similar to Federal Color Standard 595B No. 36622.

T401-2.5 Welded Wire Fabric: Use galvanized welded-wire fabric in accordance with ASTM International A185.

T401-3 Construction Requirements.

T401-3.1 Surface Preparation: Remove deteriorated concrete to sound material, or as identified by the Engineer, by scarification or by chipping with light duty pneumatic or electric concrete chippers. Utilize variable pneumatic chippers - 30 lb. or less in general, 15 lb. or less adjacent to strand, reinforcing steel, and structural limits of construction with comparable force in using electric concrete chippers. Remove concrete that is contaminated with grease or oil. Roughen the remaining concrete surface to a 1/4-inch amplitude.

Wire-brush all existing reinforcing bars and strands exposed after concrete removal, using electric tools. Do not use water blasting to avoid excessive amount of containment. Replace bars/strands that have lost 25% or more of their original diameter with new bars spliced in place within the original cover, lapping the new rebar to the splice length specified in the Plans or by adding dowel bars as detailed in the Plans. Dual bars of equivalent or greater section may be used. Where the bond between existing concrete and reinforcing steel/strand has been destroyed, or where more than 50% of the steel/strand is exposed, remove the concrete adjacent to the bar/strand to a depth that will permit modified concrete/mortar to bond to the entire periphery of the exposed bar/strand. A clearance of 3/4 to 1-inch behind the bar is required for this purpose. Do not remove concrete more than 1-inch beyond the outer mat of reinforcing bars/strands encountered without the Engineer's approval. Prevent cutting, stretching, or damaging of exposed bar/strand.

Blast clean existing concrete surfaces that will be in contact with freshly placed repair material and clean to remove loose material and dust immediately prior to application of repair material.

T401-3.2 Mixing: Provide a Mix and Testing Plan for quantities of bag mix in excess of 0.5 cubic yards at a single location for the Engineer's approval including: manufacturer's specifications, method of mixing, means of application, and placement procedure to provide a homogenous pour free of cold joints. Use clean mixers and accurately proportioned ingredients. Mix the materials at the site. Ensure that the material, as discharged from the mixer, is uniform in composition and consistency.

T401-3.3 Quality Control: Include the work under this Technical Special Provision in the Contractor Quality Control General requirement set forth in FDOT Specification 105 for concrete. Include, as a minimum, the manufacturer's technical recommendations and formulation for the repair material.

Make four to six, or as many as directed by the Engineer, extra test cylinders and test for compressive strength gain determinations. Contact the Engineer for a determination of the time of testing. Cure test cylinders for the full curing period required before testing. Do not place repair material at ambient temperatures below 45°F, or above 85°F, or more stringent temperature ranges provided by the manufacturer unless adequate protection is provided against adverse effects of extreme temperature conditions.

Test repair material for every batch of concrete mixed in the field, unless otherwise approved by the Engineer.

T401-3.4 Placing and Finishing: Apply a cementitious (not epoxy based) bonding agent, compatible with the repair material and approved by the Engineer to the exposed reinforcing steel prior to the placement of the new repair material, and, if recommended by the material manufacturer, to the existing concrete. Apply and cure the bonding agent in accordance

with approved manufacturer's instructions. . Provide measures for dewatering areas near the waterline or provide alternate suitable repair materials for use underwater.

Repair areas of unsound concrete with the following modifications for spalls greater than 1-inch deep. Cut the upper perimeter of sound concrete to an angle sloping slightly upward to avoid entrapping air and water.

Form area to be repaired to original neat lines including chamfers. Form must withstand the anticipated head pressure of the repair material and a minimum pressure of 10 Psi. Apply form release agent, compatible to the repair material, to the interior surfaces of form. Pump or pour material into forms with proper venting to ensure complete filling of voids, starting with a port at the bottom of the form. Perform external form vibration as necessary to insure proper consolidation. Cap vents when steady flow of material is ensured then fill until an immediate increase of 3 Psi to 5 Psi is detected. At the Engineer's discretion, gravity fed pours may be allowed in some cases for uniform deficiency shapes where quality control can be assured after trial installations. Provide pour access openings on the forms that can withstand excess material to maintain a head pressure when using gravity pour methods. Excess material shall be removed from the provided openings and the area finished to original profile after removing the forms.

T401-3.5 Limitations: Do not place repair material at ambient temperatures below 45°F, or above 85°F, or more stringent temperature ranges provided by the manufacturer unless adequate protection is provided against adverse effects of extreme temperature conditions.

Maintain coarse aggregate to extend repair material (when bagged mix is used) at a clean, dry, location and protected from the elements to avoid material contamination. Use an amount of aggregate for grout extension as recommended by material manufacturer to provide the minimum compressive strength required. Use either pre-packaged coarse aggregate (included within the repair material bag mix) or from a Department approved source.

T401-3.6 Curing: Cure newly applied cementitious material in accordance with the manufacturer written instructions. Wet curing in addition to the manufacturer recommended curing may be necessary as determined by the Engineer based on the development of cracks on the newly placed material.

T401-4 Method of Measurement.

The quantity to be paid for will be the volume in cubic feet of polymer or latex modified mortar or epoxy, authorized, furnished, installed, and accepted to restore spalled areas. The method utilized in determining the volume will be the surface area in square feet multiplied by the average depth of such areas.

T401-5 Basis of Payment.

Price and payment will be full compensation for all work specified in this Technical Special Provision, including all equipment, labor, concrete removal, surface preparation, temporary shoring if/where needed, bonding agent, forming, materials, welded-wire fabric, dowel bars, reinforcing steel and/or spliced reinforcing bars, and any incidentals necessary to complete the work.

Payment will be made under:

Item No. 401- 70- 3 Restore Spalled Areas, Latex Modified Mortar – Acrylic –
per cubic feet.

APPENDIX "C" TO SPECIAL PROVISIONS
UTILITIES CERTIFICATION



MEMORANDUM

Date: February 22, 2022

TO: Sybille Bayard, PE, CONSOR Engineering
Gabriel Delgado, PE, Miami-Dade PM

FROM: Ismel Suria, Utility Coordinator, M.G Vera & Associates
Lydia Santiago, Utility Coordination Manager, M.G Vera & Associates

SUBJECT: UTILITIES CERTIFICATION

Miami Dade County Project ID: EDP-MT-20200315
County: Miami-Dade
Description: Matheson Hammock Park Road Over Matheson Hammock Canal (Bridge No.874294)

This is to certify that for this project based on plans dated January 17, 2022, all utility work has been completed or that all necessary arrangements have been made for it to be undertaken and completed as required for proper coordination with the physical construction schedule.

Appropriate notification identifying all utility relocation work together with status of/or schedule for completion for each company involved within the limits of this project has been made a part of the special provisions package.

The following utilities and their involvement are listed as follows:

<u>Utility Agencies</u>	<u>Disposition</u>	<u>Reimbursement Estimated</u>
AT&T	No Conflict Letter	\$0.00
FPL Distribution	No Conflict Letter	\$0.00
FPL Transmission	No Facilities	\$0.00
Miami-Dade Traffic	N/A	\$0.00
Miami-Dade (PROS)	No Conflict Letter	\$0.00
Comcast	No Facilities	\$0.00

The total estimated/anticipated utility reimbursement cost associated with this project based on the provided documentation is "zero dollars" (\$0.00).

Best Regards,

Ismel suria

Ismel Suria,
Utility Coordinator

I'm not sure that this would have been submitted thru special provisions as specs package is not submitted for the county. I would just state here that relocation is not required for any of the facilities identified on this project.

Only list utilities with facilities within the project limit



13960 SW 47th St, Miami, FL 33175

t: 305.221.6210 | f: 305.221.1295

www.mgvera.com

UTILITIES CERTIFICATION PM CHECK LIST

PROJECT MANAGER: Gabriel Delgado, PE Miami-Dade
Sybille Bayard, PE Consor Engineering

DATE: 2-22-2022

CR: N/A

LOCATION/DESCRIPTION: -

Matheson Hammock Park Road Over Matheson Hammock Canal (Bridge No.874294)

Please provide the following information when submitting project for Utility Certification.

YES	N/A	
<input checked="" type="checkbox"/>	<input type="checkbox"/>	Complete Utility Certification package, with memo signed by Utility Coordinator or EOR
<input type="checkbox"/>	<input checked="" type="checkbox"/>	All UWS Signed electronically by UAO (yes) and EOR
<input type="checkbox"/>	<input checked="" type="checkbox"/>	Legal approval for any reimbursable relocation costs
<input checked="" type="checkbox"/>	<input type="checkbox"/>	Latest set of plans (dated): <u>January 17, 2022 100% Phase Plans</u>


Lydia Santiago, Utility Coordination Manager



01/31/2022

Ismel Suria
Cadd Technician
M.G Vera & Associates
13960 SW 47th Street
Miami, FL 33175

RE: Matheson Hammock Park Road over Matheson Hammock Canal - Bridge Rehab,
Miami-Dade County Parks EDP-MT-2020315

Dear Mr, Suria,

The proposed project location for Miami-Dade County Parks EDP-MT-2020315 dated January 25, 2022 for the above-referenced project has been reviewed. Based on our review "No-Conflict" between AT&T Florida (Bellsouth) facilities and the proposed roadway improvements exists. There were no AT&T facilities in conflict with the proposed project limit.

In the event that the proposed project limits change, and a conflict arises, this No-Conflict letter will become null and void and AT&T FL will require that a current set of plans be submitted for review and determine possible conflict resolution.

If you have any questions or require additional information, please do not hesitate to contact me.

Sincerely,

Henry Urena

Manager OSP Planning & Engineering Design
Construction & Engineering – Southeast Region

AT&T

600 NW 79th Ave, Room 03C080 Miami, FL 33126
o / m 954 260 0615 | hu083j@att.com

MOBILIZING YOUR WORLD

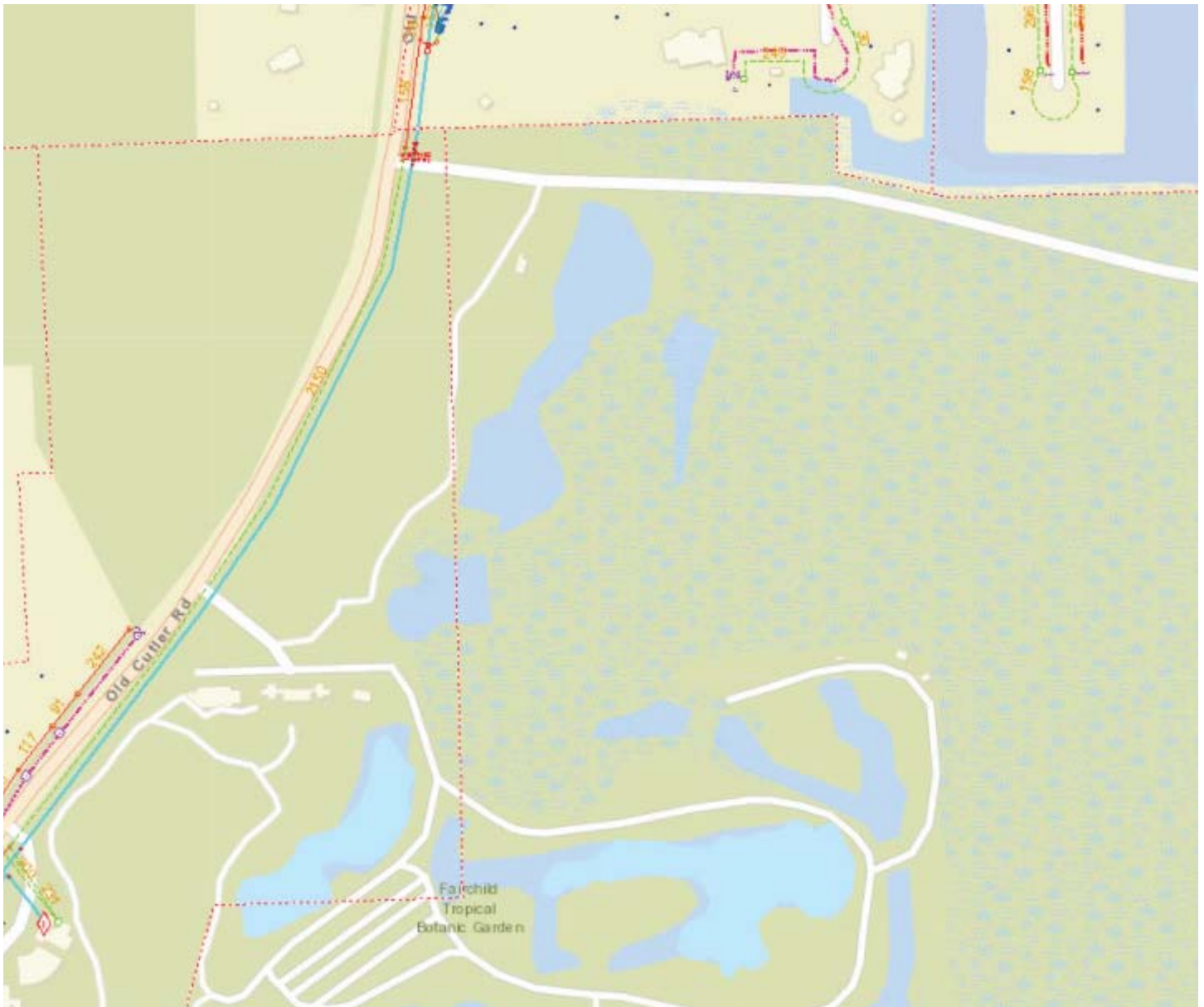
Ismel Suria

From: Davidson, Ricardo A <RicardoA_Davidson@comcast.com>
Sent: Monday, January 31, 2022 8:18 AM
To: Ismel Suria
Cc: Martinez, JoseFL
Subject: RE: Matheson Hammock Rehab 100% Plans

Remove from package
- only show
correspondance for
facilities identified in the
project.

Good morning Ismel,

Comcast does NOT have any facilities within your proposed project site.



Ricardo Davidson
Construction Supervisor



Distribution Engineering Dept., 4200 W. Flagler Street, Miami, Florida 33134
Office: (305) 442-5172 Fax: (305) 442-5886

January 24th, 2022

Ismel Suria
MG Vera

RE: Bridge Improvement Project EDP-MT-2020315

Matheson Hammock Bridge Rehab

Dear Ismel:

FPL has reviewed the road plans and provided "as built" with the approximate locations of our Distribution facilities within the area of this project; when incorporating these facilities to your design please refer to your Land Survey services and to the attached FPL record drawings (see attached transmittal letter). The attached drawings show the approximate locations of Florida Power and Light Company facilities involved. Please request construction personnel to call 1-800 432-4770 for locations of Florida Power & Light Company underground facilities before digging. Please be advised you must comply with the Florida Underground Facilities Damage Prevention and Safety Act, OSHA Standards (1926.651), Florida Trench and Safety Act (Chapter 90-96) and any local ordinances that may be in effect. FPL requests all electrical facilities to be shown on all plans sheet.

FPL did not identify potential conflicts with distribution overhead 13kV lines along the boundaries of this project:

At preliminary field check, it appears FPL **does** have Transmission facilities within the boundaries of this project. Please contact Mr. James Joseph - Transmission Department - at (561) 904-3640 for further details and his review.

Please keep in mind: the actual Overhead Distribution conductors extend from the pole on either crossarms or insulators; OSHA requires a 10 foot of working clearance from energized Distribution lines to construction equipment (cranes); NESC horizontal clearance from Distribution energized lines to mast arms is 5 feet. Please consider these standards when designing and locating the mast arm poles and foundation.

As a safety concern, please add to your plans the statement: "Construction shall notify FPL at least 48 hours prior to any installation that is within 10 feet of energized electrical conductors. FPL at its option shall assist the MDC Contractor at installation site in taking safety precautions as necessary. Extreme caution shall be exercised at all times in performance of work around the high voltage components".

All requests for electric service points will need to be metered, including street lighting and traffic signals.

Thank you for your cooperation, and should you have any questions, please call me at (305) 442-5172.

Sincerely,

John Giraldo

John Giraldo
FPL Dade County Relocation Coordinator

Ismel Suria

From: Li, Lin (PROS) <Lin.Li@miamidade.gov>
Sent: Tuesday, February 22, 2022 3:36 PM
To: Ismel Suria
Cc: Lydia Santiago; Fardales, Joaquin (PROS)
Subject: RE: Matheson Hammock Rehab 100% Plans

Ismel,

Upon attending the Utility Coordination meeting, review 100% plans, PROS is the owner of existing water main and sewer force main on top of this bridge (under the sidewalk concrete slabs). Please accept this email as a confirmation that there is no utility conflict with this Bridge Rehab. Project.

Please let me know if you have any questions on this matter.

Thank you.

Lin Li, P.E., ENV SP
Construction Manager 3 – Causeway Section
Design & Construction Excellence Division
Miami-Dade Parks, Recreation and Open Spaces Department
275 NW 2nd Street, 4TH Floor, Miami, Florida 33128
305-755-5464 Phone 305-755-7864 Fax 786-865-8892 Cell
Email: Lin.Li@miamidade.gov
"Connecting People and Parks for Life"

From: Ismel Suria <ismel@mgvera.com>
Sent: Tuesday, February 22, 2022 3:23 PM
To: Li, Lin (PROS) <Lin.Li@miamidade.gov>
Cc: Lydia Santiago <lsantiago@mgvera.com>
Subject: Re: Matheson Hammock Rehab 100% Plans

EMAIL RECEIVED FROM EXTERNAL SOURCE

Good afternoon Lin,

Regarding this project I'm currently working on the certification. is there any way you can provide a work schedule or a no conflict letter to finalize this?

Thank you,

Ismel Suria
Utility Coordinator
Ismel@mgvera.com



South Florida Regional Construction
6565 Nova Drive, Davie, FL 33317
RicardoA_davidson@cable.comcast.com
Desk: 754-221-1322 Cell: 786-586-8505



Remove this sheet

From: Ismel Suria <ismel@mgvera.com>
Sent: Monday, January 31, 2022 7:39 AM
To: Henry.Urena@att.com; Ruiz, Daniel D. (DTPW) <Daniel.Ruiz@miamidade.gov>; Giraldo, John <John.Giraldo@fpl.com>; Alende, Abraham (MDPR) <Abraham.Alende@miamidade.gov>; Davidson, Ricardo A <RicardoA_Davidson@cable.comcast.com>; lin.li@miamidade.gov; James.Joseph@fpl.com; jay.bogaards@miamidade.gov
Cc: Lydia Santiago <lsantiago@mgvera.com>; Sybille Bayard <sbayard@consoreng.com>; gabriel.delgado@miamidade.gov
Subject: [EXTERNAL] Matheson Hammock Rehab 100% Plans

Good Morning,

Project Number:	Miami-Dade County Parks EDP-MT-2020315
State Road:	Matheson Hammock Park Road
Document:	Initial Contact Letter
Project Limits:	Matheson Hammock Park Road over Matheson Hammock Canal - Bridge Rehab
Project Job Description:	Bridge Rehabilitation

Attached are the meeting minutes from January 26th, 2022.

Attached please find **Matheson Hammock Park Road over Matheson Hammock Canal - Bridge Rehab 100% Phase Plans, dated January 25, 2022.**

To ensure we meet our project milestones we request you provide final response no later than **February 27, 2022.**

If you have any questions or need any additional information, please let me know.

Thank you,

Ismel Suria
Cadd Technician
Ismel@mgvera.com
o: 305.221.6210
f: 305.221.1295



13960 SW 47th Street
Miami, FL 33175

www.mgvera.com

Surveyors | Mappers | Subsurface Utilities | Utility Coordination

c: 786-352-5383 | 13960 SW 47th Street
o: 305-221-6210 | Miami, FL 33175
f: 305.221.1295 | www.mgvera.com



From: Li, Lin (PROS) <Lin.Li@miamidade.gov>
Sent: Wednesday, February 2, 2022 10:49 AM
To: Ismel Suria <ismel@mgvera.com>
Cc: Lydia Santiago <lsantiago@mgvera.com>; Sybille Bayard <sbayard@consoreng.com>; Delgado, Gabriel (DTPW) <Gabriel.Delgado@miamidade.gov>; Ruiz, Daniel D. (DTPW) <Daniel.Ruiz@miamidade.gov>; Alende, Abraham (MDPR) <Abraham.Alende@miamidade.gov>; Bogaards, Jay (MDPR) <Jay.Bogaards@miamidade.gov>
Subject: RE: Matheson Hammock Rehab 100% Plans

Ismel,

Enclosed please see my comments with mark-ups for your reference and use. The existing water main and sewer force main are under the existing bridge sidewalk removable slabs. Both WM and FM belong to PROS.

Thank you.

Lin Li, P.E., ENV SP
Construction Manager 3 – Causeway Section
Miami-Dade Parks, Recreation and Open Spaces Dept.
275 NW 2nd Street, 4TH Floor, Miami, Florida 33128
305-755-5464 Phone 786-865-8892 Cell

Remove this sheet

From: Ismel Suria <ismel@mgvera.com>
Sent: Monday, January 31, 2022 7:39 AM
To: Henry.Urena@att.com; Ruiz, Daniel D. (DTPW) <Daniel.Ruiz@miamidade.gov>; Giraldo, John <John.Giraldo@fpl.com>; Alende, Abraham (MDPR) <Abraham.Alende@miamidade.gov>; Davidson, Ricardo A <RicardoA_Davidson@comcast.com>; Li, Lin (PROS) <lin.li@miamidade.gov>; James.Joseph@fpl.com; Bogaards, Jay (MDPR) <jay.bogaards@miamidade.gov>
Cc: Lydia Santiago <lsantiago@mgvera.com>; Sybille Bayard <sbayard@consoreng.com>; Delgado, Gabriel (DTPW) <gabriel.delgado@miamidade.gov>
Subject: Matheson Hammock Rehab 100% Plans

EMAIL RECEIVED FROM EXTERNAL SOURCE

Good Morning,

Project Number:	Miami-Dade County Parks EDP-MT-2020315
State Road:	Matheson Hammock Park Road
Document:	Initial Contact Letter
Project Limits:	Matheson Hammock Park Road over Matheson Hammock Canal - Bridge Rehab
Project Job Description:	Bridge Rehabilitation

Attached are the meeting minutes from January 26th, 2022.

Attached please find **Matheson Hammock Park Road over Matheson Hammock Canal - Bridge Rehab 100% Phase Plans, dated January 25, 2022.**

To ensure we meet our project milestones we request you provide final response no later than **February 27, 2022.**

If you have any questions or need any additional information, please let me know.

Thank you,

Ismel Suria

Cadd Technician

Ismel@mqvera.com

o: 305.221.6210

f: 305.221.1295



13960 SW 47th Street
Miami, FL 33175

www.mqvera.com

Surveyors | Mappers | Subsurface Utilities | Utility Coordination

Remove this sheet

SECTION 8: ENGINEERING DRAWINGS

ENGINEERING DRAWINGS ARE PROVIDED SEPARATELY