

Symbols Legend

Room name

XXX

ROOM TAG

ROOM NAME

ROOM NUMBER

XX

DOOR NUMBER

X

WINDOW TAG

X

WALL TAG

X

ELEVATION TAG

ELEVATION REFERENCE

SHEET NUMBER

X

SECTION TAG

SECTION REFERENCE

SHEET NUMBER

X

DETAIL TAG

DETAIL REFERENCE

SHEET NUMBER

A

REVISION CLOUD AND DELTA TAG

Accessible Requirements per 2020 Florida Building Code-Accessibility, 7th Edition

LAVATORIES AND SINKS:

1. SHALL BE INSTALLED WITH THE FRONT OF THE HIGHER OF THE RIM OR COUNTER SURFACE 34" A.F.F.

2. HAND-OPERATED METERING FAUCETS SHALL REMAIN OPEN FOR 10 SECONDS MINIMUM

3. KNEE AND TOE CLEARANCES APPLY

4. MIRRORS LOCATED ABOVE LAVATORIES SHALL BE INSTALLED WITH THE BOTTOM EDGE OF THE REFLECTING SURFACE 40" A.F.F.

5. WATER SUPPLY AND DRAIN PIPES UNDER LAVATORIES AND SINKS SHALL BE INSULATED OR OTHERWISE CONFIGURED TO PROTECT AGAINST CONTACT. THERE SHALL BE NO SHARP OR ABRASIVE SURFACE UNDER LAVATORIES AND SINKS.

DRINKING FOUNTAIN:

1. SPOUT OUTLETS SHALL BE 36" A.F.F.

2. SPOUT SHALL BE LOCATED 15" MIN. FROM THE VERTICAL SUPPORT AND 5" MAX. FROM THE FRONT EDGE OF THE UNIT

3. SPOUT SHALL PROVIDE A FLOW OF WATER 4" HIGH MIN. AND SHALL BE LOCATED 5" MAX. FROM THE FRONT OF THE UNIT. THE ANGLE OF THE WATER STREAM SHALL BE MEASURED HORIZONTALLY RELATIVE TO THE FRONT FACE OF THE UNIT. WHERE SPOUTS ARE LOCATED LESS THAN 3" OF THE FRONT OF THE UNIT, THE ANGLE OF THE WATER STREAM SHALL BE 30° MAXIMUM. WHERE SPOUTS ARE LOCATED BETWEEN 3" AND 5" MAX. FROM THE FRONT OF THE UNIT, THE ANGLE OF THE WATER STREAM SHALL BE 15° MAX.

4. SPOUT OUTLETS OF DRINKING FOUNTAINS FOR STANDING PERSONS SHALL BE 38" MIN. AND 43" MAX. A.F.F.

5. A CUP CAN BE INSERTED UNDER THE FLOW OF WATER TO PROVIDE A DRINK OF WATER FOR AN INDIVIDUAL WHO, BECAUSE OF A DISABILITY, WOULD OTHERWISE BE INCAPABLE OF USING THE DRINKING FOUNTAIN.

6. KNEE AND TOE CLEARANCES APPLY

URINALS:

• SHALL BE STALL-TYPE OF WALL-HUNG TYPE WITH THE RIM 17" A.F.F.

• SHALL BE 13 1/2" DEEP MIN. MEASURED FROM THE OUTER FACE OF THE URINAL RIM TO THE BACK OF THE FIXTURE.

GRAB BARS:

• OUTSIDE DIAMETER SHALL BE 1 1/4" MIN AND 2" MAX.

• THE SPACE BETWEEN WALL AND THE GRAB BAR SHALL BE 1 1/2"

• THE SPACE BETWEEN THE GRAB BAR AND PROJECTING OBJECTS BELOW AND AT THE ENDS SHALL BE 1 1/2" MIN.

• THE SPACE BETWEEN THE GRAB BAR AND PROJECTING OBJECTS ABOVE SHALL BE 12" MIN.

• GRAB BARS SHALL BE INSTALLED HORIZONTALLY AT 33" MIN. AND 36" MAX. A.F.F. TO THE TOP OF THE GRIPPING SURFACE

TOILET PAPER DISPENSER:

• OUTLET OF THE DISPENSER SHALL BE 15" MIN AND 48" MAX A.F.F.

• SHALL NOT BE LOCATED BEHIND GRAB BARS.

• DISPENSERS SHALL NOT BE OF A TYPE THAT CONTROLS DELIVERY OR THAT DOES NOT ALLOW CONTINUOUS PAPER FLOW

GENERAL NOTES:

1. ALL DIMENSIONS ARE CLEAR.

2. DIAGRAMS ARE TYPICAL AND MAY BE MIRRORRED OR ROTATED BASED ON THE LAYOUT INDICATED ON THE FLOOR PLAN.

3. SEE PLUMBING DRAWINGS FOR FIXTURE SCHEDULE.

4. GC TO SUBMIT SHOP DRAWINGS OF ALL ACCESSORIES AND FIXTURES FOR APPROVAL PRIOR TO ORDERING.

DOOR NOTES:

1. THE FLOOR LEVEL ON BOTH SIDES OF THE DOORWAY SHALL BE MAINTAINED FOR THE WIDTH OF THE DOOR, MINIMUM PER FFPC 101-7.2.1.3.1

2. THE LEVEL OF FLOOR ELEVATION ON BOTH SIDES OF THE DOOR SHALL NOT VARY BY MORE THAN 1/2" PER FFPC 101-7.2.1.3.

FRONT APPROACH, PULL SIDE:

1. SHALL BE SPACE UNDER AN ELEMENT BETWEEN 9" AND 27" A.F.F.

2. SHALL EXTEND 25" MAX. UNDER AN ELEMENT AT 9" A.F.F.

3. SHALL BE 11" DEEP MIN. AT 9" A.F.F. AND 8" DEEP MIN. AT 27" A.F.F.

FRONT APPROACH, PUSH SIDE:

1. SHALL BE SPACE UNDER AN ELEMENT BETWEEN THE FINISH FLOOR AND 9" A.F.F.

2. SHALL EXTEND 25" MAX. UNDER AN ELEMENT

3. SHALL EXTEND 17" MIN. UNDER THE ELEMENT

4. IS NOT SPACE EXTENDING GREATER THAN 6" BEYOND THE AVAILABLE KNEE CLEARANCE AT 9" ABOVE THE FINISH FLOOR OR GROUND

5. SHALL BE 30" WIDE MINIMUM

General Notes and Specifications

1. ALL WORK IS TO CONFORM TO, 2020 FLORIDA BUILDING CODE(7th EDITION), 2020 FLORIDA FIRE / PREVENTION CODE(7th EDITION), NFPA 1 AND NFPA 101 2018 EDITIONS, AHJ ZONING CODE AND ALL OTHER APPLICABLE CODES AND REGULATIONS.

2. THE GENERAL CONTRACTOR AND ALL SUBCONTRACTORS ARE TO FULLY INVESTIGATE AND CONFIRM ALL EXISTING MATERIALS, QUANTITIES, DIMENSIONS AND CONDITIONS PRIOR TO SUBMITTING THEIR BID. GC SHALL INCLUDE COSTS IN THEIR BID TO ACCOMMODATE ANY NOTED DISCREPANCIES TO PROPERLY COMPLETE THE INTENDED SCOPE OF WORK. CONTAINED IN THE CONSTRUCTION DOCUMENTS. NOTIFY THE ARCHITECT IMMEDIATELY OF ANY DISCREPANCIES.

3. ALL MATERIALS PROVIDED FOR THE PROJECT SHALL BE NEW AND STORED IN SUCH A MANNER TO PROTECT THEM FROM DEMOLITION, CONSTRUCTION AND THE ELEMENTS.

4. ALL CONTRACTORS ARE TO KEEP THE JOB SITE CLEAN AT ALL TIMES.

5. DRAWINGS ARE PROVIDED FOR DESIGN INTENT ONLY. DO NOT SCALE DRAWINGS. EXISTING CONDITIONS PREVAIL OVER DIMENSIONS INDICATED IN THE CONSTRUCTION DOCUMENTS.

6. ALL ELECTRICAL COVER PLATES, SMOKE DETECTORS, SWITCHES, RECEPTACLES, ETC. ARE TO BE SUBMITTED FOR APPROVAL.

7. PAINT ALL PARTITIONS, GYPSUM BOARD CEILINGS AND ALL OTHER GYPSUM BOARD OR PLASTER SURFACES WITHIN THE AREAS OF NEW WORK, UNLESS OTHERWISE SPECIFICALLY NOTED, WITH 1 COAT PRIMER COAT AND 2 COATS FINISH. PAINT MUST ACHIEVE ADEQUATE COVERAGE AND COMPLY WITH MANUFACTURER'S RECOMMENDATIONS.

8. ALL WORK SHALL BE IN STRICT ACCORDANCE WITH THE BEST PRACTICES OF THE CONSTRUCTION TRADE.

9. ALL LUMBER IN CONTACT WITH CONCRETE OR MASONRY SHALL BE PRESSURE TREATED.

10. DURING CONSTRUCTION THE CONTRACTOR SHALL COORDINATE ALL ACTIVITIES WITH THE OWNER.

11. ALL TRADE CONTRACTORS SHALL VERIFY ALL UTILITIES, AND PLACEMENT LOCATIONS OF PIPE CONDUIT, EQUIPMENT, DUCTWORK, ETC., PRIOR TO SUBMITTING THEIR BID.

12. WHERE CONFLICTS EXIST OR VARIANCES EXIST BETWEEN THE DRAWINGS AND EXISTING CONDITIONS, THE ARRANGEMENT OF BETTER QUALITY, GREATER QUANTITY, AND HIGHER COST SHALL BE INCLUDED IN THE BID PRICE. THE ARCHITECT WILL HAVE FINAL DECISION REGARDING ITEM AND MANNER IN WHICH WORK SHALL BE INSTALLED.

13. WHERE POSSIBLE, SUBMITTALS SHALL BE ELECTRONIC VIA EMAILED PDF, OTHERWISE, SUBMIT TO THE ARCHITECT SIX SETS OF SHOP DRAWINGS, CUT SHEETS AND SAMPLES FOR APPROVAL OF ALL OBTAINED MATERIALS.

14. SUPPORT WIRES FOR CEILINGS, SOFFITS, ETC. SHALL NOT BE CONNECTED TO ANY MECHANICAL, ELECTRICAL, PLUMBING OR FIRE PROTECTION PIPING, ETC.

15. ALL DETAILS, SECTIONS, DIAGRAMS, ETC. ARE INTENDED TO BE TYPICAL AND SHALL BE CONSTRUED TO APPLY TO ANY SIMILAR SITUATION ELSEWHERE IN THE PROJECT.

16. THE CONTRACTOR SHALL COORDINATE ALL INSPECTIONS BY BUILDING AUTHORITIES. COST OF SPECIAL INSPECTORS SHALL BE INCLUDED IN THE PROJECT COST IF NECESSARY.

Accessibility Notes

ACCESSIBLE ROUTE TO BUILDING SHALL BE IN COMPLIANCE WITH 2020 FBC-ACCESSIBILITY SECTION 206, 402, 403, AND 406 SHALL REMAIN AS IS

PARKING COUNT, DIMENSIONS, LOCATION AND SIGNAGE FOR BUILDING SHALL BE IN COMPLIANCE WITH 2020 FBC-ACCESSIBILITY SECTION 502 SHALL REMAIN AS IS

Employee Lounge Notes

NO COOKING OR FOOD-PREP THROUGHOUT ANY EMPLOYEE LOUNGES IN THE PROJECT

ELM ARCH

8950 SW 74TH Court
Suite 1204
Miami, FL 33156
786-391-2646

Qualifier: Erik Lloyd Myers
State of Florida: AR 93574

Sign & Seal: Erik Lloyd Myers
State of Florida: AR 93574

OWNER:

Miami Lakes Branch Library

6699 Windmill Gate Road
Miami Lakes, FL 33014

TITLE: Project Information

REVISION		
1	COMMENTS	08-28-23

DATE	
04-03-2023	
PROJECT NUMBER	
19119	
SHEET NUMBER	

A0.1

2 OF 29



Qualifier: Erik Lloyd Myers
State of Florida: AR 93574

1998, 1999, 2000, 2001, 2002, 2003, 2004, 2005, 2006, 2007, 2008, 2009, 2010, 2011, 2012, 2013, 2014, 2015, 2016, 2017, 2018, 2019, 2020, 2021, 2022, 2023, 2024, 2025, 2026, 2027, 2028, 2029, 2030, 2031, 2032, 2033, 2034, 2035, 2036, 2037, 2038, 2039, 2040, 2041, 2042, 2043, 2044, 2045, 2046, 2047, 2048, 2049, 2050, 2051, 2052, 2053, 2054, 2055, 2056, 2057, 2058, 2059, 2060, 2061, 2062, 2063, 2064, 2065, 2066, 2067, 2068, 2069, 2070, 2071, 2072, 2073, 2074, 2075, 2076, 2077, 2078, 2079, 2080, 2081, 2082, 2083, 2084, 2085, 2086, 2087, 2088, 2089, 2090, 2091, 2092, 2093, 2094, 2095, 2096, 2097, 2098, 2099, 2100, 2101, 2102, 2103, 2104, 2105, 2106, 2107, 2108, 2109, 2110, 2111, 2112, 2113, 2114, 2115, 2116, 2117, 2118, 2119, 2120, 2121, 2122, 2123, 2124, 2125, 2126, 2127, 2128, 2129, 2130, 2131, 2132, 2133, 2134, 2135, 2136, 2137, 2138, 2139, 2140, 2141, 2142, 2143, 2144, 2145, 2146, 2147, 2148, 2149, 2150, 2151, 2152, 2153, 2154, 2155, 2156, 2157, 2158, 2159, 2160, 2161, 2162, 2163, 2164, 2165, 2166, 2167, 2168, 2169, 2170, 2171, 2172, 2173, 2174, 2175, 2176, 2177, 2178, 2179, 2180, 2181, 2182, 2183, 2184, 2185, 2186, 2187, 2188, 2189, 2190, 2191, 2192, 2193, 2194, 2195, 2196, 2197, 2198, 2199, 2200, 2201, 2202, 2203, 2204, 2205, 2206, 2207, 2208, 2209, 2210, 2211, 2212, 2213, 2214, 2215, 2216, 2217, 2218, 2219, 2220, 2221, 2222, 2223, 2224, 2225, 2226, 2227, 2228, 2229, 2230, 2231, 2232, 2233, 2234, 2235, 2236, 2237, 2238, 2239, 2240, 2241, 2242, 2243, 2244, 2245, 2246, 2247, 2248, 2249, 2250, 2251, 2252, 2253, 2254, 2255, 2256, 2257, 2258, 2259, 2260, 2261, 2262, 2263, 2264, 2265, 2266, 2267, 2268, 2269, 2270, 2271, 2272, 2273, 2274, 2275, 2276, 2277, 2278, 2279, 2280, 2281, 2282, 2283, 2284, 2285, 2286, 2287, 2288, 2289, 2290, 2291, 2292, 2293, 2294, 2295, 2296, 2297, 2298, 2299, 2300, 2301, 2302, 2303, 2304, 2305, 2306, 2307, 2308, 2309, 2310, 2311, 2312, 2313, 2314, 2315, 2316, 2317, 2318, 2319, 2320, 2321, 2322, 2323, 2324, 2325, 2326, 2327, 2328, 2329, 2330, 2331, 2332, 2333, 2334, 2335, 2336, 2337, 2338, 2339, 2340, 2341, 2342, 2343, 2344, 2345, 2346, 2347, 2348, 2349, 2350, 2351, 2352, 2353, 2354, 2355, 2356, 2357, 2358, 2359, 2360, 2361, 2362, 2363, 2364, 2365, 2366, 2367, 2368, 2369, 2370, 2371, 2372, 2373, 2374, 2375, 2376, 2377, 2378, 2379, 2380, 2381, 2382, 2383, 2384, 2385, 2386, 2387, 2388, 2389, 2390, 2391, 2392, 2393, 2394, 2395, 2396, 2397, 2398, 2399, 2400, 2401, 2402, 2403, 2404, 2405, 2406, 2407, 2408, 2409, 2410, 2411, 2412, 2413, 2414, 2415, 2416, 2417, 2418, 2419, 2420, 2421, 2422, 2423, 2424, 2425, 2426, 2427, 2428, 2429, 2430, 2431, 2432, 2433, 2434, 2435, 2436, 2437, 2438, 2439, 2440, 2441, 2442, 2443, 2444, 2445, 2446, 2447, 2448, 2449, 2450, 2451, 2452, 2453, 2454, 2455, 2456, 2457, 2458, 2459, 2460, 2461, 2462, 2463, 2464, 2465, 2466, 2467, 2468, 2469, 2470, 2471, 2472, 2473, 2474, 2475, 2476, 2477, 2478, 2479, 2480, 2481, 2482, 2483, 2484, 2485, 2486, 2487, 2488, 2489, 2490, 2491, 2492, 2493, 2494, 2495, 2496, 2497, 2498, 2499, 2500, 2501, 2502, 2503, 2504, 2505, 2506, 2507, 2508, 2509, 2510, 2511, 2512, 2513, 2514, 2515, 2516, 2517, 2518, 2519, 2520, 2521, 2522, 2523, 2524, 2525, 2526, 2527, 2528, 2529, 2530, 2531, 2532, 2533, 2534, 2535, 2536, 2537, 2538, 2539, 2540, 2541, 2542, 2543, 2544, 2545, 2546, 2547, 2548, 2549, 2550, 2551, 2552, 2553, 2554, 2555, 2556, 2557, 2558, 2559, 2560, 2561, 2562, 2563, 2564, 2565, 2566, 2567, 2568, 2569, 2570, 2571, 2572, 2573, 2574, 2575, 2576, 2577, 2578, 2579, 2580, 2581, 2582, 2583, 2584, 2585, 2586, 2587, 2588, 2589, 2590, 2591, 2592, 2593, 2594, 2595, 2596, 2597, 2598, 2599, 2600, 2601, 2602, 2603, 2604, 2605, 2606, 2607, 2608, 2609, 2610, 2611, 2612, 2613, 2614, 2615, 2616, 2617, 2618, 2619, 2620, 2621, 2622, 2623, 2624, 2625, 2626, 2627, 2628, 2629, 2630, 2631, 2632, 2633, 2634, 2635, 2636, 2637, 2638, 2639, 2640, 2641, 2642, 2643, 2644, 2645, 2646, 2647, 2648, 2649, 2650, 2651, 2652, 2653, 2654, 2655, 2656, 2657, 2658, 2659, 2660, 2661, 2662, 2663, 2664, 2665, 2666, 2667, 2668, 2669, 2670, 2671, 2672, 2673, 2674, 2675, 2676, 2677, 2678, 2679, 26

Miami Lakes Branch Library
6699 Windmill Gate Road

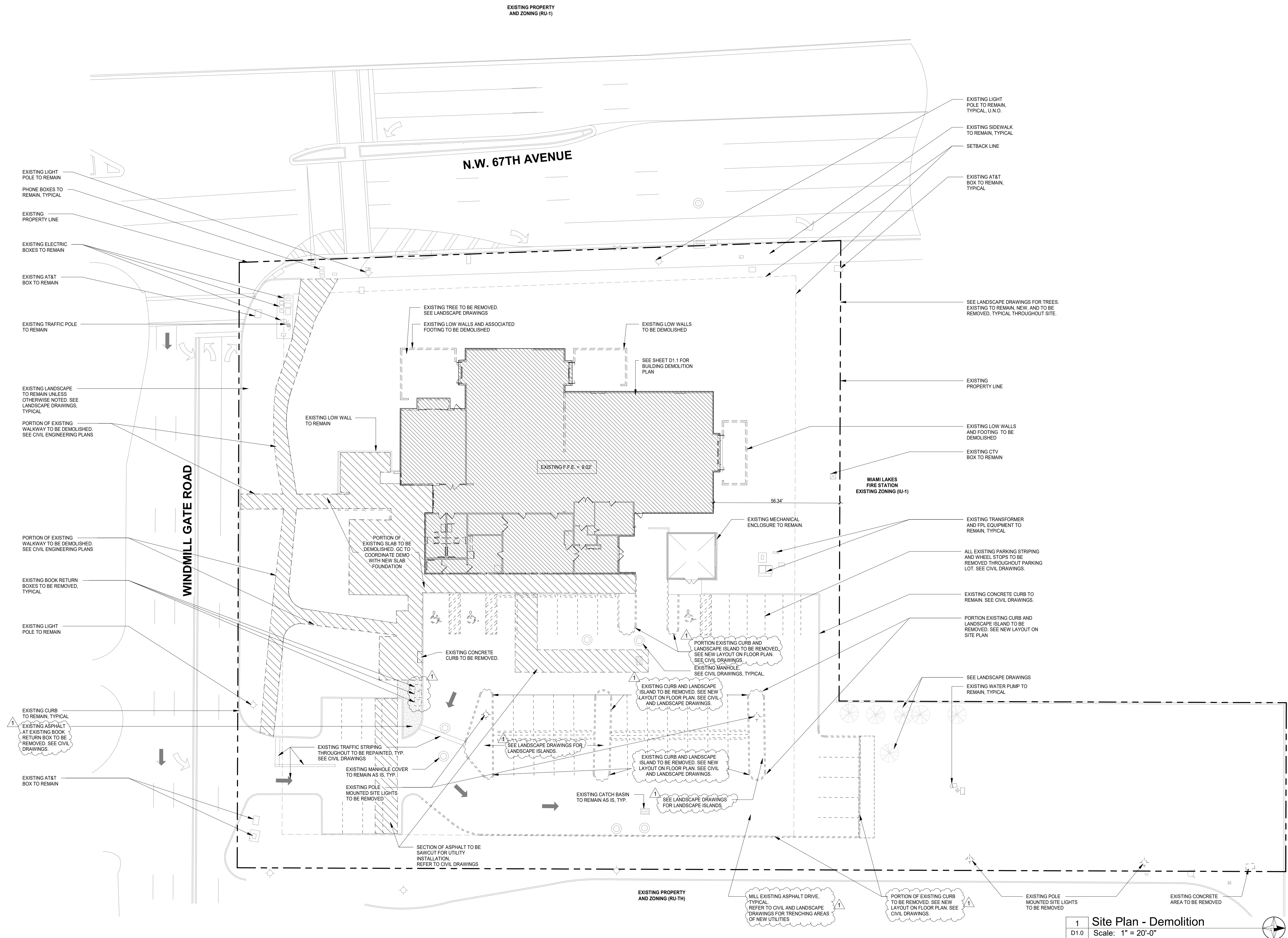
100

[illegible]

PROJECT NUMBER
19119

D1.0

4 OF 29



1	Site Plan - Demolition
D1.0	Scale: 1" = 20'-0"



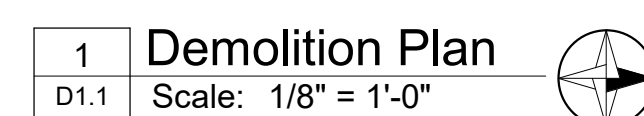
Qualifier: Erik Lloyd My
State of Florida: AR 935

100% 90% 80% 70% 60% 50% 40% 30% 20% 10% 0%

EXISTING BIFOLD DOOR AND FRAME TO BE REMOVED

1. EXISTING PARTITIONS, FIXTURES, FINISHES, MATERIALS AND EQUIPMENT THAT ARE INDICATED OR EXPECTED TO REMAIN ARE TO BE PROTECTED FROM DAMAGE.
2. CONTRACTOR SHALL ABIDE BY ALL OWNER RULES AND REQUIREMENTS FOR CONSTRUCTION.
3. COMPLETELY DEMOLISH AND REMOVE ALL PARTITIONS NOT SCHEDULED TO REMAIN.
4. ALL EXISTING FLOOR FINISHES, CERAMIC TILE, CARPET, VINYL TILE AND WALL BASE SHALL BE REMOVED IN THEIR ENTIRETY DOWN TO THE CONCRETE SLAB INCLUDING ADHESIVES, NAILING STRIPS, GROUT, AND MUDSET THROUGHOUT ENTIRE FACILITY. CONCRETE SLAB SHALL BE LEFT IN A SMOOTH CONDITION READY TO RECEIVE THE NEW CEILING FINISH THROUGHOUT ENTIRE FACILITY.
5. CONTRACTOR SHALL REMOVE ALL EXISTING CONDUIT, WIRES, CABLES, BLOWING, TRAINING SUPPORTS, ETC. ABOVE CEILING OR WITHIN WALLS AND PARTITIONS NOT SCHEDULED TO BE REUSED OR RELOCATED. IN LOCATIONS WHERE RECEPTACLES THAT ARE NOT SCHEDULED TO REMAIN OR BE RELOCATED, THE WALL OR BASE PANELS AND FINISHES MUST MATCH THE ADJACENT CONSTRUCTION FINISH IN TEXTURE AND STYLE.
6. ALL PLUMBING ASSOCIATED WITH DEMOLISHED FIXTURES TO BE CAPPED (U.O.N.).
7. FIRE ALARM DEVICES SHALL BE RELOCATED AND ADJUSTED AS NEEDED UO.N. CONTRACTOR SHALL TEST THE FIRE ALARM DEVICES PRIOR TO RELOCATION AND REUSE. REFER TO MEP DRAWINGS FOR MORE INFO
8. EXISTING ELECTRICAL OUTLETS AT PERIMETER TO REMAIN. CONTRACTOR TO COORDINATE WITH RENOVATION DRAWINGS SO THAT NO OUTLETS ARE UNINTENTIONALLY DUPLICATED. REFER TO ELECTRICAL PLAN FOR COORDINATION
9. EXISTING AC THERMOSTATS SHALL BE RELOCATED UO.N. REFER TO MECHANICAL DRAWINGS FOR MORE INFORMATION IF APPLICABLE.
10. EXISTING INTERIOR AND EXTERIOR DOORS AND FRAMES TO BE REMOVED THROUGHOUT ENTIRE FACILITY.

1. EXISTING CEILINGS TO BE REMOVED THROUGHOUT ENTIRE FACILITY.
2. EXISTING CEILING LIGHTS TO BE REMOVED THROUGHOUT ENTIRE FACILITY AND STORED OR DISPOSED AT OWNERS REQUEST.
3. EXISTING A/C SUPPLY AND RETURN DIFFUSERS TO BE REMOVED. SEE MECHANICAL DRAWINGS FOR DUCTWORK.
4. REMOVE EXISTING ACOUSTIC CEILING TILES, GRID AND ASSOCIATED COMPONENTS THROUGHOUT.
5. OWNER TO PROVIDE ASBESTOS REPORT PRIOR TO DEMOLITION.



6699 Windmill Gate Road
Miami Lakes, FL 33014

TITLE: Demolition Floor Plan

REVISION

DATE
04-03-2023

PROJECT NUMBER
19119

SHEET NUMBER

D1.1

5 OF 29

Legend

COMMON PATH OF TRAVEL

TRAVEL DISTANCE

DIRECTION OF EGRESS

OF OCCUPANTS TO EGRESS AT THIS LOCATION

OF TOTAL OCCUPANTS WITHIN THE SPACE

EXIT LIGHT, E DENOTES EXISTING, SEE ELECTRICAL DRAWINGS

FIRE EXTINGUISHER CABINET
FIRE EXTINGUISHER CABINET NOT TO PROJECT MORE THAN 4-INCHES FROM FINISHED WALL INTO THE CIRCULATION PATH

ITEMS DENOTED WITH AN "E" ARE EXISTING TO REMAIN U.N.O.
ITEMS DENOTED WITH AN "R" ARE RELOCATED U.N.O.

Life Safety Notes

TRAVEL DISTANCE:
A-3: ASSEMBLY

COMMON PATH OF TRAVEL:
A-3: ASSEMBLY

DEAD END CORRIDOR:
A-3: ASSEMBLY

ALLOWED:
200'-0"

75'-0"

20'-0"

*THIS BUILDING IS EQUIPPED WITH A SPRINKLER SYSTEM

*THIS BUILDING IS EQUIPPED WITH A FIRE ALARM SYSTEM

ELM ARCH

8950 SW 74TH Court
Suite 1204
Miami, FL 33156
786-391-2646

Qualifier:
State of Florida:

Erik Lloyd Myers
AR 93574

Sign & Seal:
State of Florida:

Erik Lloyd Myers
AR 93574

Miami Lakes Branch Library

6699 Windmill Gate Road
Miami Lakes, FL 33014

TITLE: Life Safety Plan

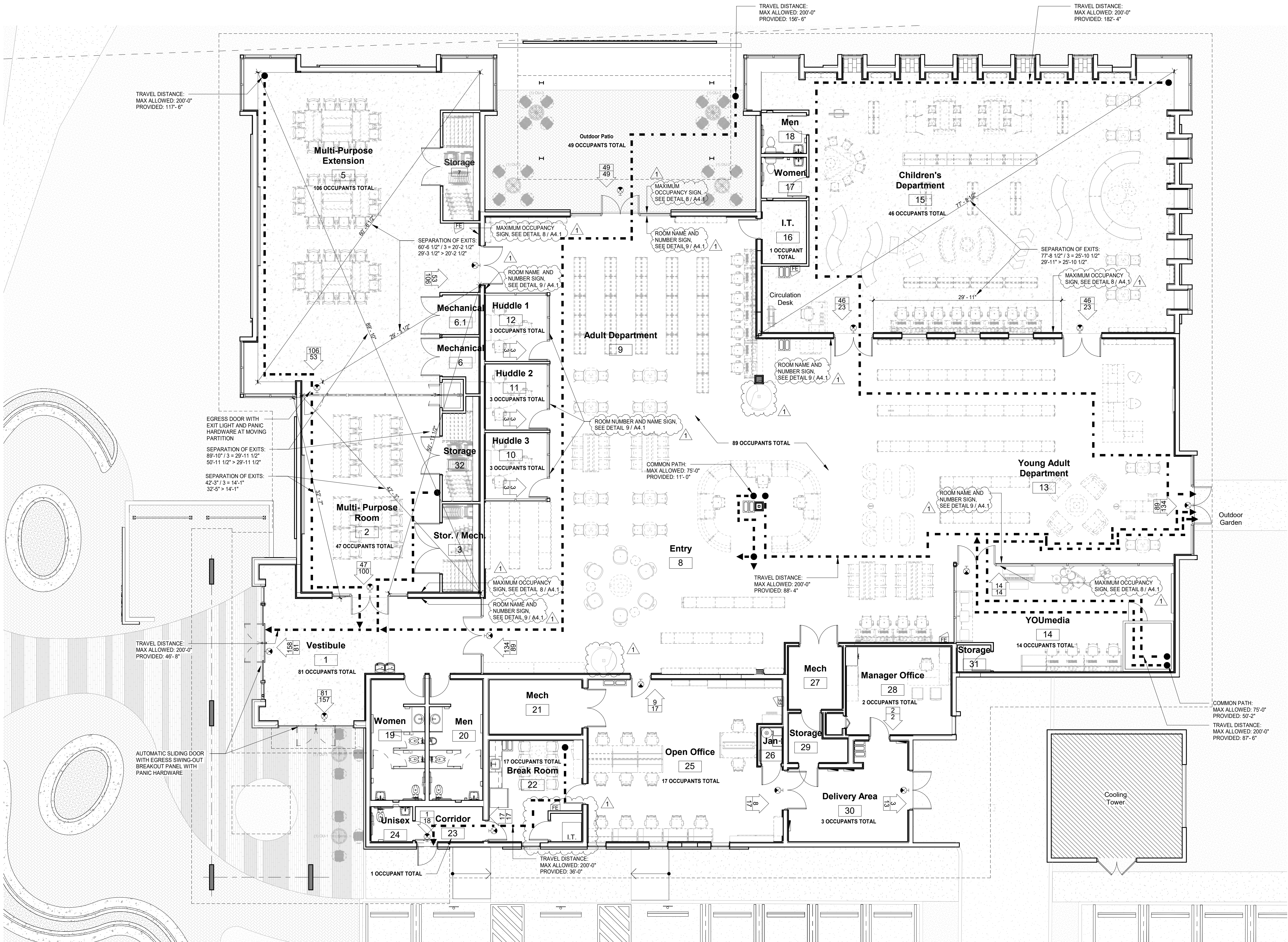
REVISION		
1	COMMENTS	08-28-23

DATE
04-03-2023

PROJECT NUMBER
19119

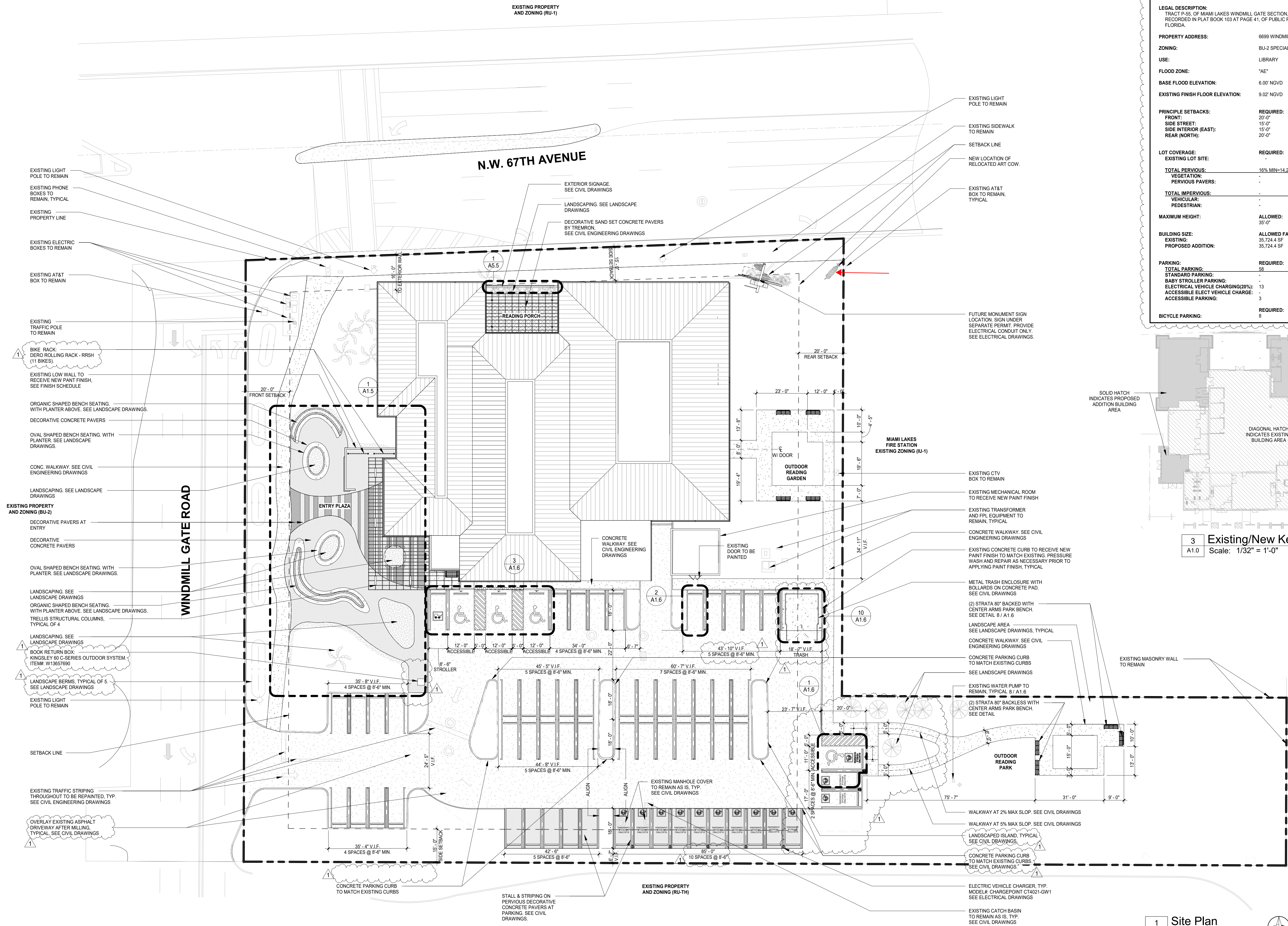
SHEET NUMBER
LS1.0

3 OF 29

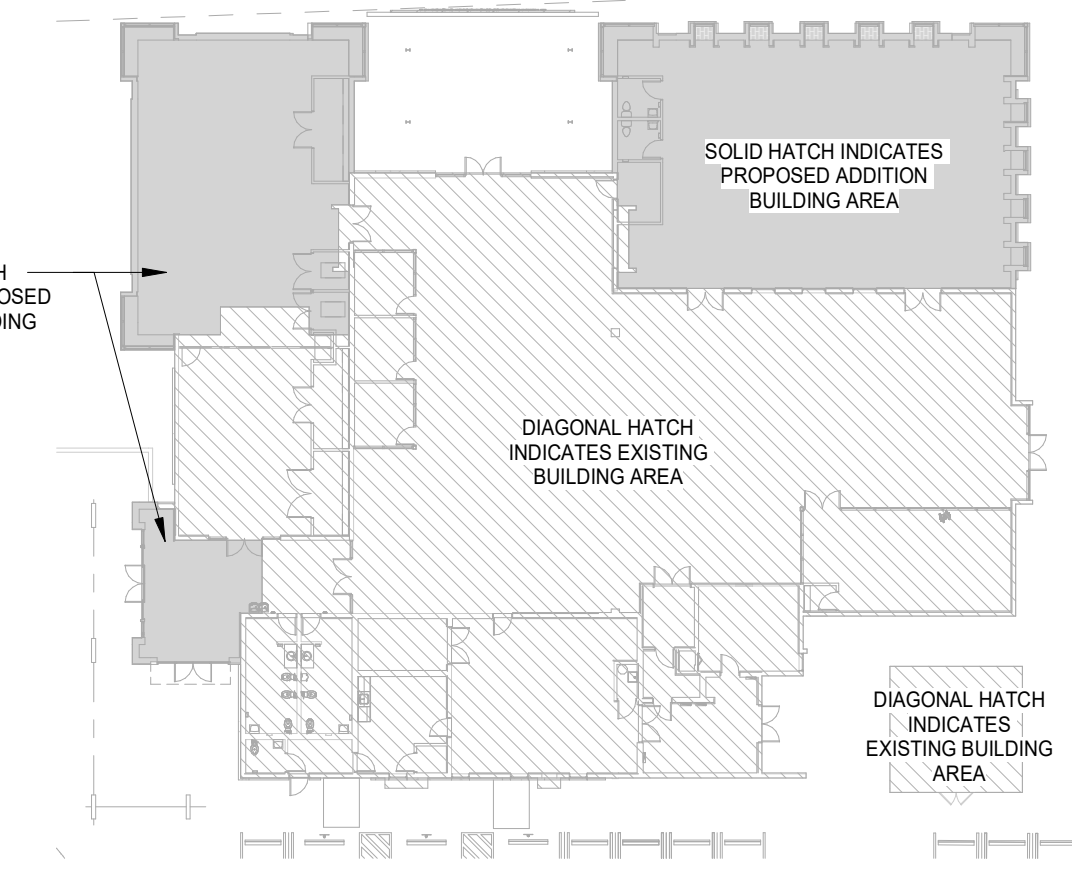


1 Life Safety Floor Plan

LS1.0 Scale: 1/8" = 1'-0"

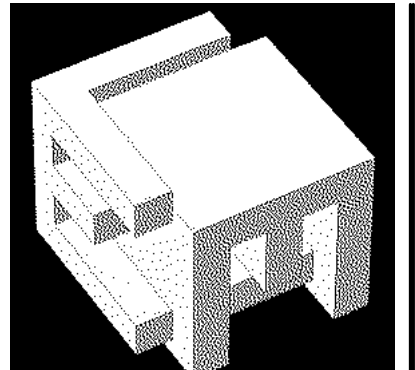


Zoning Information:			
FOLIO #: 32-2013-004-2420			
LEGAL DESCRIPTION: TRACT P-55, OF MIAMI LAKES WINDMILL GATE SECTION, ACCORDING TO THE PLAT THEREOF, AS RECORDED IN PLAT BOOK 103 AT PAGE 41, OF PUBLIC RECORDS OF MIAMI-DADE COUNTY, FLORIDA.			
PROPERTY ADDRESS:	6699 WINDMILL GATE RD., MIAMI LAKES, FL 33014		
ZONING:	BU-2 SPECIAL BUSINESS DISTRICT		
USE:	LIBRARY		
FLOOD ZONE:	"AE"		
BASE FLOOD ELEVATION:	6.00' NGVD		
EXISTING FINISH FLOOR ELEVATION:	9.02' NGVD		
PRINCIPLE SETBACKS:	REQUIRED:	PROVIDED:	
FRONT:	20'-0"	58.26' PROPOSED	
SIDE STREET:	15'-0"	15.68' PROPOSED	
SIDE INTERIOR (EAST):	15'-0"	124.53' PROPOSED	
REAR (NORTH):	20'-0"	54.04' EXISTING	
LOT COVERAGE:	REQUIRED:	PROVIDED:	
EXISTING LOT SITE:	-	89,311 SF	
TOTAL PERVIOUS:	16% MIN=14,290 SF	40,294 SF	
VEGETATION:	-	37,000 SF	
PERVIOUS PAVERS:	-	3,294 SF	
TOTAL IMPERVIOUS:	-	30,050 SF	
VEHICULAR:	-	22,444 SF	
PEDESTRIAN:	-	7,606 SF	
MAXIMUM HEIGHT:	ALLOWED:	PROVIDED:	
	35'-0"	EXISTING	
BUILDING SIZE:	ALLOWED FAR (0.4):	PROVIDED:	
EXISTING:	35,724.4 SF	10,681 SF	
PROPOSED ADDITION:	35,724.4 SF	5,331 SF (TOTAL= 15,992)	
PARKING:	REQUIRED:	PROVIDED:	
TOTAL PARKING:	58	63	
STANDARD PARKING:	-	46	
BABY STROLLER PARKING:	-	1	
ELECTRICAL VEHICLE CHARGING(20%):	13	12	
ACCESSIBLE ELECT VEHICLE CHARGE:	-	1	
ACCESSIBLE PARKING:	3	3	
BICYCLE PARKING:	8	8	



3 Existing/New Key Plan
A1.0 Scale: 1/32" = 1'-0"

1 Site Plan
A1.0 Scale: 1" = 20'-0"



ELM ARCH
8950 SW 74TH Court
Suite 1204
Miami, FL 33156
786-391-2646

Qualifier: Erik Lloyd Myers
State of Florida: AR 93574
Sign & Seal: Erik Lloyd Myers
State of Florida: AR 93574

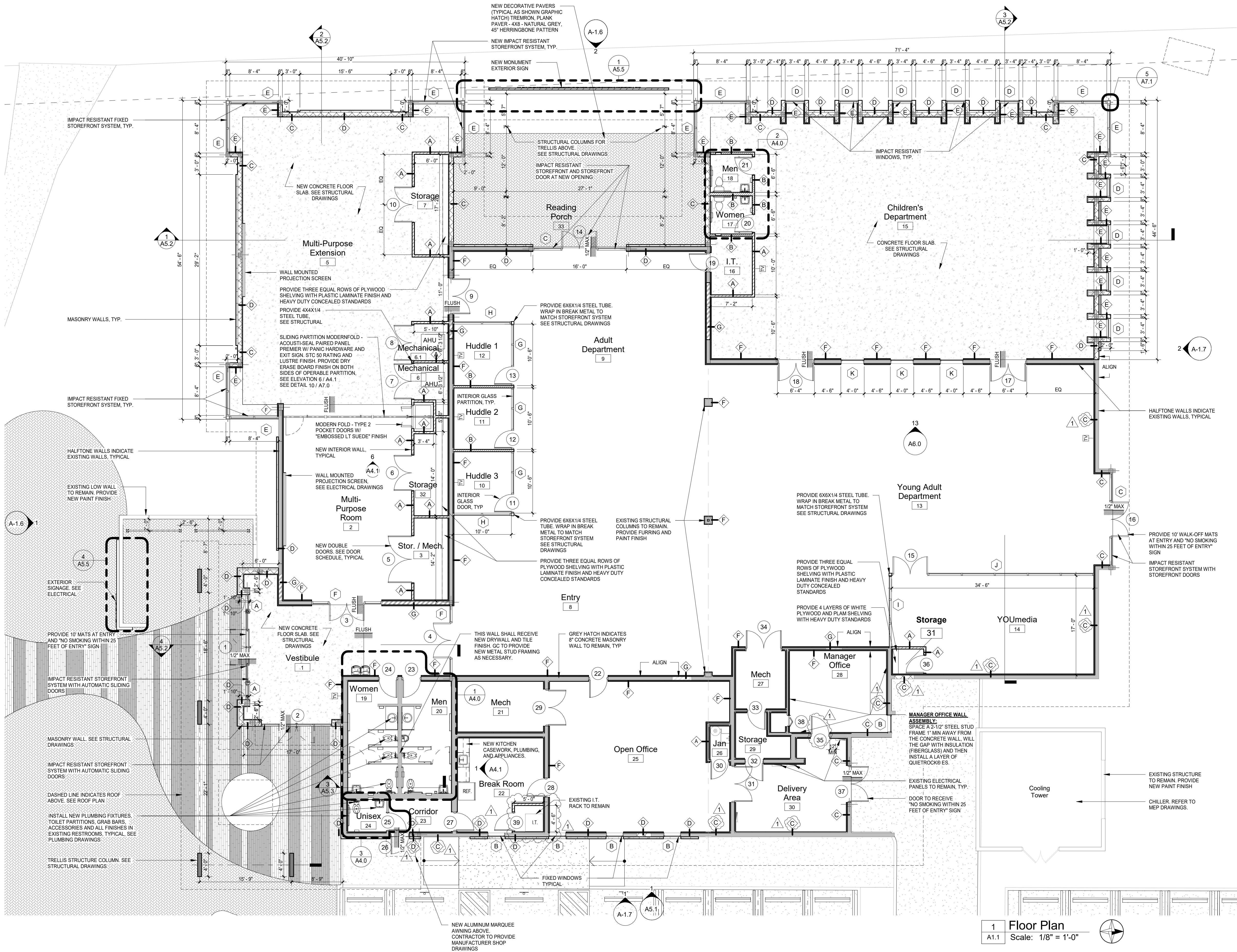
OWNER:

Miami Lakes Branch Library
6699 Windmill Gate Road
Miami Lakes, FL 33014
TITLE: Site Plan

REVISION		
1	COMMENTS	08-28-23

DATE
04-03-2023
PROJECT NUMBER
19119
SHEET NUMBER

A1.0
6 OF 29



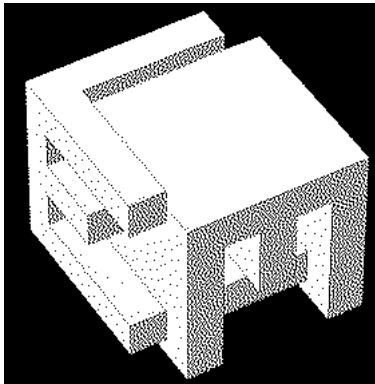
Notes

1. THIS DESIGN COMPLIES WITH FLORIDA BUILDING CODE (FBC) ACCESSIBILITY
2. ALL FLOOR SURFACES SHALL BE LEVELED IN COMPLIANCE WITH FBC-ACCESSIBILITY 302 FLOOR AND GROUND SURFACES
3. CHANGE IN FLOORING LEVEL IS NOT TO EXCEED 1/2" IN COMPLIANCE WITH THE 2020 FBC-ACCESSIBILITY 7TH EDT 303 CHANGES IN LEVEL
4. REACH RANGES SHALL BE IN COMPLIANCE WITH THE 2020 FBC-ACCESSIBILITY 7TH EDT 308 REACH RANGES
5. PROVIDE ONE - ABC TYPE, 12-A" RATED FIRE EXTINGUISHER FOR EACH 3,000 SQ. FT., MAX. 75 FT. OF TRAVEL. TOP OF EXTINGUISHER NOT TO EXCEED 5 FT. ABOVE FINISH FLOOR.
6. STEEL STUDS SUPPORTING WALL HUNG PLUMBING FIXTURES/CABINERY MUST BE DOUBLED OR NOT LESS THAN 20 GAUGE & MUST BE RIGIDLY ATTACHED TOP AND BOTTOM TO PREVENT SIGNIFICANT END ROTATION OR DISPLACEMENT. A HORIZONTAL MEMBER SECURELY FASTENED TO NOT LESS THAN 2 STUDS SHALL BE INSTALLED FOR THE ATTACHMENT OF EACH WALL HUNG PLUMBING FIXTURE.
7. FRAMING AND BACKING SHALL BE IN COMPLIANCE WITH FBC 2517.5 STEEL STUDS, CEILING SUPPORTS AND TRACK RUNNERS
8. ALL INSULATION MATERIALS TO HAVE A FLAME SPREAD INDEX OF NOT MORE THAN 25 & A SMOKE-DEVELOPED INDEX OF NOT MORE THAN 450
9. GLAZING TO BE CATEGORY II SAFETY GLAZING GC TO VERIFY GLAZING THICKNESS APPROPRIATE FOR HEIGHT AND WIDTH
10. ALL DOORS IN THE PATH OF EGRESS MUST BE OPENABLE WITH NOT MORE THAN ONE RELEASING OPERATION WITHOUT THE USE OF A KEY, ANY SPECIAL KNOWLEDGE OR EFFORT. LOCKING DEVICES SHALL BE OF AN APPROVED TYPE.
11. ALL DOORS SERVING SPACES REQUIRED TO BE ACCESSIBLE MUST BE EQUIPPED WITH HANDICAPPED-OPERABLE HANDLES (I.E., LEVER HANDLES).
12. PER FBC-B, 603.1. COMBUSTIBLE MATERIALS SHALL BE PERMITTED IN BUILDINGS OF TYPE I OR II CONSTRUCTION IN THE FOLLOWING APPLICATIONS: TRIM, BLOCKING SUCH AS FOR HANDRAILS, MILLWORK, CABINETS AND WINDOW AND DOOR FRAMES, ETC. REFER TO FBC-B, 603, ITEMS 1-25.
13. CONTRACTOR TO VERIFY EXISTING OUTLETS NOT TO BE DUPLICATED, IF A NEW PROPOSED OUTLET DUPLICATES THE EXISTING OUTLETS, CONTRACTOR SHALL OMIT NEW OUTLET
14. CONTRACTOR TO CONFIRM LOCATION OF ALL FLOOR POWER/DATA OUTLETS WITH ARCHITECT AND FINAL FURNITURE PLANS PRIOR TO CUTTING THE SLAB.
15. ALTERATIONS COMPLY WITH THE REQUIREMENTS OF THE FLORIDA BUILDING CODE. EXISTING BUILDING -811.1 ENERGY CONSERVATION. REFER TO ENGINEERING DRAWINGS FOR FURTHER CLARIFICATION.

Wall Type Legend

- NEW / EXISTING INTERIOR PARTITION WITH DRYWALL SEE SECTION 1 / A8.0
- INTERIOR PARTITION WITH INSULATION SEE SECTION 2 / A8.0
- NEW / EXISTING BLOCK WALL WITH DRYWALL AND STUCCO SEE SECTION 3 / A8.0
- NEW / EXISTING BLOCK WALL WITH DRYWALL AND DERTON VENTILATED FACADE BY CONSENTINO COLOR: KRETA SEE SECTION 4 / A8.0
- NEW EXTERIOR WING BLOCK WALL WITH DRYWALL AND STUCCO SEE SECTION 5 / A8.0
- INTERIOR CMU WITH DRYWALL EACH SIDE SEE SECTION 6 / A8.0
- INFILL 2 3/8" STUDS WITH DRYWALL SEE SECTION 7 / A8.0
- EXISTING WALL TO REMAIN GC TO PROVIDE NEW 5/8" DRYWALL ON EACH SIDE OF FRAMED WALLS
- TV @ 60" A.F.F. GC TO PROVIDE MINIMUM 5'-0" WIDE BY 3'-0" HIGH PLYWOOD BACKING FOR TELEVISION, CENTER ON WALL, AND CENTER OF PLYWOOD SHALL BE AT 60" A.F.F. BACKING TO SPAN 3-STUDS MINIMUM. WALL MOUNTED TV NOT TO PROTRUDE MORE THAN 4-INCHES FROM FINISHED WALL.

1 Floor Plan
Scale: 1/8" = 1'-0"



ELM ARCH

8950 SW 74TH Court
Suite 1204
Miami, FL 33156
786-391-2646

Qualifier: Erik Lloyd Myers
State of Florida: AR 93574

Sign & Seal: Erik Lloyd Myers
State of Florida: AR 93574

OWNER:

Miami Lakes Branch Library

6699 Windmill Gate Road
Miami Lakes, FL 33014

TITLE: Floor Plan

REVISION

1 COMMENTS 08-28-23

DATE

04-03-2023

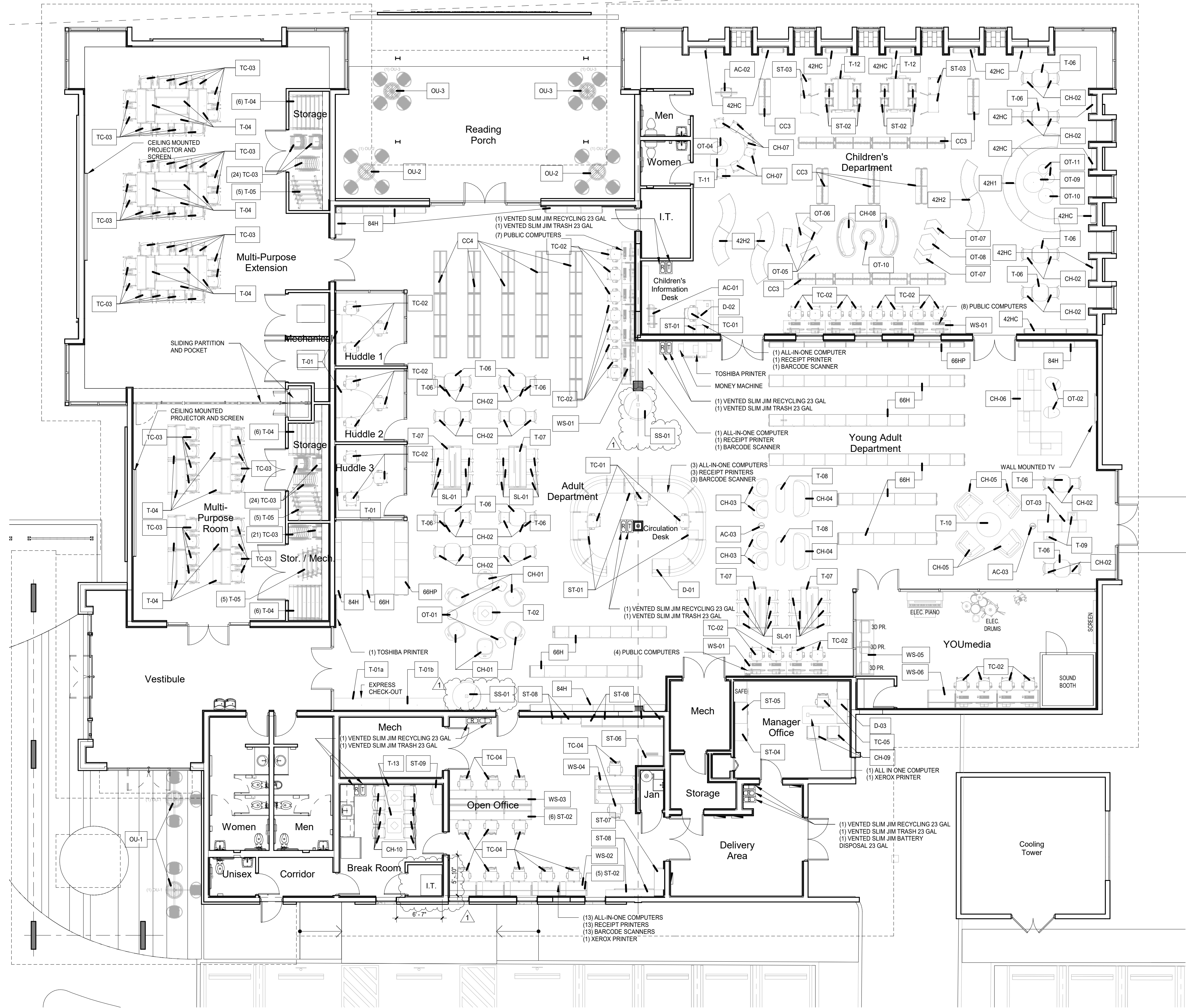
PROJECT NUMBER

19119

SHEET NUMBER

A1.1

7 OF 29



Work Surfaces for Children's Use

- PER CHAPTER 9, FBC ACCESSIBILITY 902.3 - THE TOPS OF DINING SURFACES AND WORK SURFACES SHALL BE 28 INCHES (710 MM) MINIMUM AND 34 INCHES (865 MM) MAXIMUM ABOVE THE FINISH FLOOR OR GROUND.
- PER CHAPTER 9, FBC ACCESSIBILITY 902.4.1 - A CLEAR FLOOR SPACE COMPLYING WITH 305 POSITIONED FOR FORWARD APPROACH SHALL BE PROVIDED. KNEE AND TOE CLEARANCE COMPLYING WITH 306 SHALL BE PROVIDED, EXCEPT THAT KNEE CLEARANCE 24 INCHES (610 MM) MINIMUM ABOVE THE FINISH FLOOR OR GROUND SHALL BE PERMITTED.
- PER CHAPTER 9, FBC ACCESSIBILITY 902.4.2 - THE TOPS OF TABLES AND COUNTERS SHALL BE 28 INCHES (660 MM) MINIMUM AND 30 INCHES (760 MM) MAXIMUM ABOVE THE FINISH FLOOR OR GROUND.

Notes

- FURNITURE LOCATIONS TO BE COORDINATED WITH POWER AND DATA LOCATIONS.
- FURNITURE AND SHELVING/STACKS TO BE PURCHASED BY OWNER

Furniture Schedule

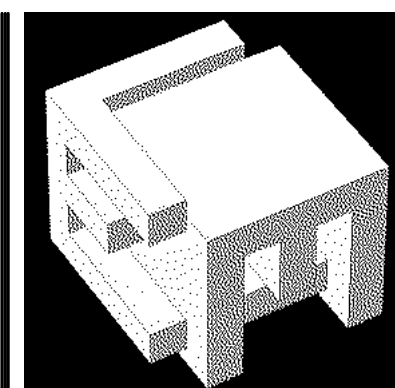
CODE	MANUFACTURER	PRODUCT/STYLE	QUANTITY
CH-01	HON	Skip	6
CH-02	Alsteel	Vicinity 4-Leg with Seat Pad	28
CH-03	Alsteel	Park Seating with Metal Legs	4
CH-04	Alsteel	Park Seating with Metal Legs	2
CH-05	Alsteel	Reflect	4
CH-06	Alsteel	Rise with Trays	1
CH-07	HON	SmartLink 4-Leg	6
CH-08	Kimball	Entourage	2
CH-09	HON	Cambria Arc Arm	2
CH-10	HON	Motivate 4-Leg Stack Chair	8
OT-01	HON	Astrid Pouf	3
OT-02	Alsteel	Two-Thirds Pebble Pouf	2
OT-03	HON	Two-Thirds Block Pouf	2
OT-04	HON	Flock Round	1
OT-05	HON	Tangram Bench	3
OT-06	HON	Tangram Triangle	1
OT-07	HON	Tangram Arrow	2
OT-08	HON	Tangram Hexagon	1
OT-09	OFS	Boost Round Mini (Large)	1
OT-10	OFS	Boost Round Mini (Medium)	2
OT-11	OFS	Boost Round Mini (Small)	2
SL-01	HON	Flock 4-Leg Wood Base	24
SL-02	HON	Build Makerspace Stool	8
TC-01	HON	Ignition 2.0 with ReActiv Back	4
TC-02	HON	Solve with Lumbar Support, ReActiv Back	39
TC-03	HON	Motivate Stack & Nest w/ Upholstered Seat	108
TC-04	HON	Ignition 2.0 with 4-Way Mesh (Doty)	13
TC-05	HON	Ignition 2.0 with 4-Way Mesh (Whisper)	1
T-01a	OFS	Kintra (96-W x 24-D x 42-H)	1
T-01b	OFS	Kintra (96-W x 24-D x 29-H)	1
T-02	Alsteel	Peak Table Coffee Table	1
T-03	OFS	Intermix Huddle Cabinet w/ Bullet Top	3
T-04	HON	Motivate Nestin Tables	38
T-05	HON	Build Spooky Nesting Table	15
T-06	Alsteel	Structure Soft Square Table	14
T-07	HON	Preside Collab Table	4
T-08	Alsteel	Park Lo Pill Table	2
T-09	HON	Birk Personal Table	2
T-10	Alsteel	Structure Round Table	1
T-11	HON	Build Horseshoe Table	1
T-12	HON	Build Makerspace Table	2
T-13	Alsteel	Structure Rectangle Top	2
D-01	-	By others	1
D-02	-	By others	1
D-03	Alsteel	Approach Table	1
WS-01	HON	Empower Single-Sided	3
WS-02	HON	Empower Single-Sided	1
WS-03	HON	Empower Dual-Sided	1
WS-04	HON	Vol Dual Sided	2
WS-05	HON	Empower Single-sided	1
WS-06	HON	Empower Single-sided	1
ST-01	HON	Fuse Mobile Box File	4
ST-02	HON	Fuse Slim Mobile Box File	11
ST-03	HON	Mobile Storage Cabinet w/ bins	4
ST-04	Alsteel	Approach Hinged Door Storage	1
ST-05	Alsteel	Approach 4-Drawer Lateral File	1
ST-06	HON	Brigade 800 Series 5-Drawer Lateral File	1
ST-07	HON	Flagship 5-Shelf Bookcase	5
ST-08	HON	Brigade 3-Shelf Bookcases w/ Laminate Top	4
ST-09	HON	Flagship Storage Cabinet	1
AC-01	Kimball	Paradola Dual-Sided Mobile Floor Screen	1
AC-02	Kimball	Paradola Dual-Sided Softened Mobile Floor Screen	1
AC-03	HON	Vesta Mobile Power	2
OU-01	Landscape Forms	Carousal, 3-Seated Casual Height	2
OU-02	Landscape Forms	Carousal, 4-Seated Casual Height	2
OU-03	Landscape Forms	Carousal, 4-Seated Bar Height	2
OU-04	Landscape Forms	Strara Beam Bench, Intermediate Arms, Back	6
OU-05	Landscape Forms	Strara Beam Bench, Intermediate Arms	2
SS-01	Knoll	Silent Silo	2

Shelving Schedule

CODE	MANUFACTURER	PRODUCT/STYLE
66H	Spacesaver Corp	66" High Cantilever Shelving
CC3	Spacesaver Corp	Cart Based Cantilever shelving w/ 3 Openings per Side
CC4	Spacesaver Corp	Cart Based Cantilever shelving w/ 3 Openings per Side
42H1	Spacesaver Corp	42" High Curved Shelving (5'-0" Length)
42H2	Spacesaver Corp	42" High Curved Shelving (5'-9" Length)
42HC	Spacesaver Corp	42" High Cantilever Shelving
66HP	Spacesaver Corp	66" High Periodical Storage Shelving
84H	Spacesaver Corp	84" High Cantilever Shelving

1 Furniture Plan
Scale: 1/8" = 1'-0"

2 Furniture Plan - Outdoor Reading Park
Scale: 1/8" = 1'-0"



ELM ARCH

8950 SW 74TH Court
Suite 1204
Miami, FL 33156
786-391-2646

Qualifier: Erik Lloyd Myers
State of Florida: AR 93574

Sign & Seal: Erik Lloyd Myers
State of Florida: AR 93574

OWNER:

Miami Lakes Branch Library

6699 Windmill Gate Road
Miami Lakes, FL 33014

TITLE: Furniture Plan

REVISION

1 COMMENTS 08-28-23

DATE

04-03-2023

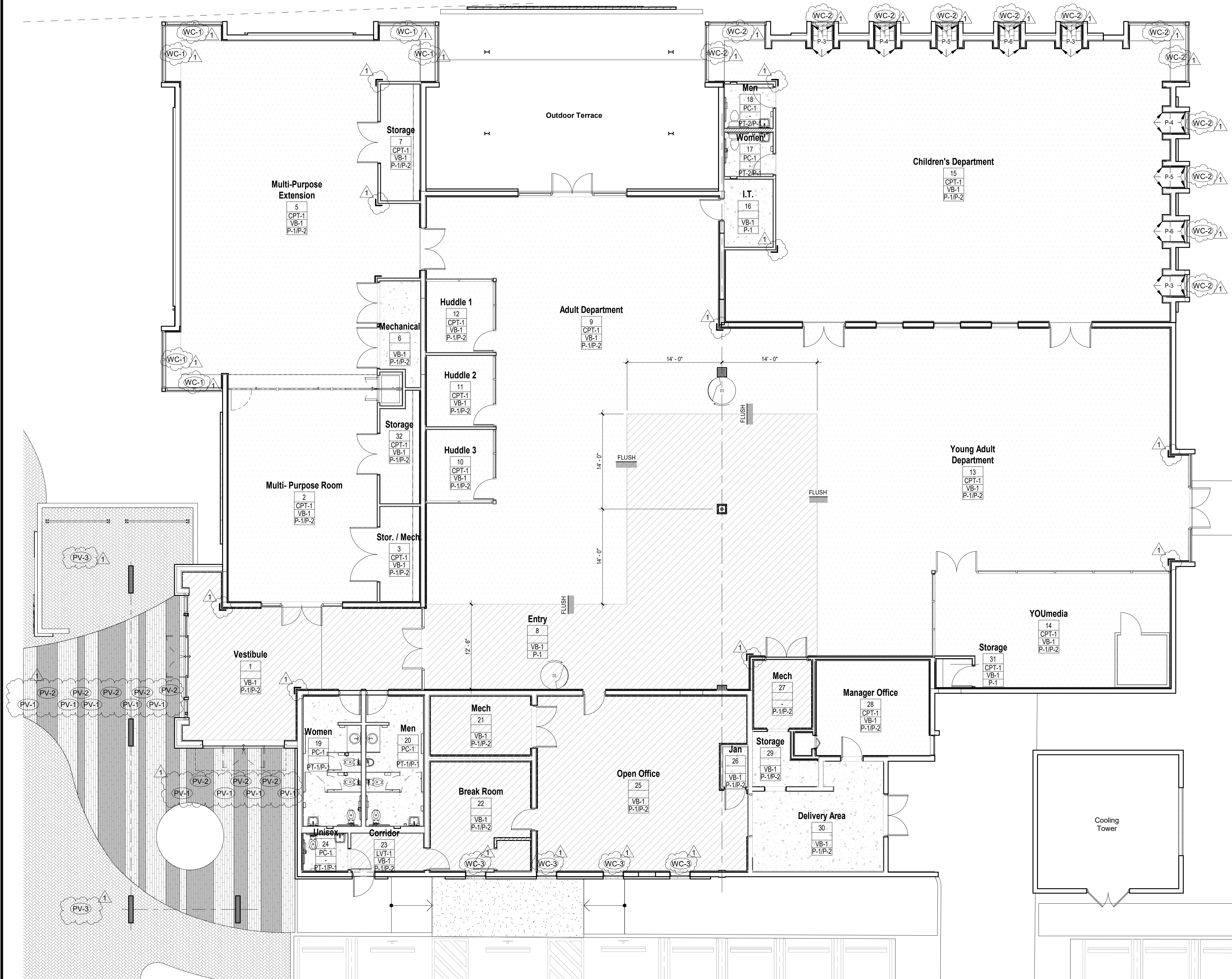
PROJECT NUMBER

19119

SHEET NUMBER

A1.2

8 OF 29



1 Finish Plan
A1.3 Scale: 1/8" = 1'-0"

FINISH SCHEDULE

Room	Floor	Base	North Wall	East Wall	South Wall	West Wall	Ceiling	Comments
Number	Name	Carpet	Vinyl	Porcelain Tile	Concrete	Vinyl Base	Tile	
1	Vestibule		LVT-1		VB-1	P-1		
2	Multi-Purpose Room	CPT-1			VB-1	P-1		
3	Stor. / Mech.	CPT-1			VB-1	P-1		
5	Multi-Purpose Extension	CPT-1			VB-1	P-1		
6.1	Mechanical			E	VB-1	P-1		
7	Storage	CPT-1			VB-1	P-1		
8	Entry	LVT-1			VB-1	P-1		
9	Adult Department	CPT-1			VB-1	P-1		
10	Huddle 3	CPT-1			VB-1	P-1		
11	Huddle 2	CPT-1			VB-1	P-1		
12	Huddle 1	CPT-1			VB-1	P-1		
13	Young Adult Department	CPT-1			VB-1	P-1		
14	YOUmedia	CPT-1			VB-1	P-1		
15	Children's Department	CPT-1			VB-1	P-1		
16	I.T.	LVT-1			VB-1	P-1		
17	Women	PC-1		CT-1	-	P-1	P-1	
18	Men	PC-1		CT-1	-	P-1	P-1	
19	Women	PC-1		PT-1	T-1	P-1	P-1	
20	Men	PC-1		PT-1	T-1	P-1	P-1	
21	Mech	VCT-1		VB-1	P-1	P-1	P-1	
22	Break Room	LVT-1		VB-1	P-1	P-1	P-1	
23	Corridor	LVT-1		VB-1	P-1	P-1	P-1	
24	Unisex	PC-1		PT-1		P-1	P-1	
25	Open Office	LVT-1		VB-1	P-1	P-1	P-1	
26	Jan	VCT-1		VB-1	P-1	P-1	P-1	
27	Mech	VCT-1		-	P-1	P-1	P-1	
28	Manager Office	CPT-1		VB-1	P-1	P-1	P-1	
29	Storage			E	VB-1	P-1	P-1	
30	Delivery Area			E	VB-1	P-1	P-1	
31	Storage	CPT-1			VB-1	P-1	P-1	
32	Storage	CPT-1			VB-1	P-1	P-1	

FINISH LEGEND AND NOTES

E	EXISTING FINISH TO REMAIN AS IS, NO NEW FINISH IS REQUIRED
PT-1	PORCELAIN TILE WITH COVE BASE AND BULLNOSE TRIM. MANUFACTURER: DALTILE. COLOR: NEOCONCRETE 6X6 KALEIDOSCOPE MOSAIC. GRAY RUN. FINISH: GLOSSY OR APPROVED EQUAL.
PT-2	PORCELAIN TILE. MANUFACTURER: DALTILE. COLOR: ENGINE GRAY. RETRO ROUNDS OR APPROVED EQUAL.
PC-1	POLISHED CONCRETE W/ GREEN SPECKLE AGGREGATE. PROVIDE ARCHITECT W/ SAMPLE FOR APPROVAL PRIOR TO INSTALLATION.
LVT-1	LUXURY VINYL TILE. REFER TO A1.4. CONTACT: CHASTITY FERRER - 305.799.5819. GC TO COORDINATE FINAL COLOR AND LAYOUT FOR APPROVAL WITH ARCHITECT PRIOR TO INSTALLATION.
CPT-1	CARPET VENDOR: INTERFACE. CONTACT: CHASTITY FERRER - 305.799.5819. GC TO COORDINATE FINAL COLOR AND LAYOUT FOR APPROVAL WITH ARCHITECT PRIOR TO INSTALLATION.
VB-1	VINYL BASE - MANUFACTURER: MOHAWK GROUP 4" VINYL COVE BASE, COLOR: 955 SMOKE
ADD ALTERNATE #1: VB-1	
P-1	WOOD BASE - 1 X 6 WOOD BASE WITH PAINT FINISH P-2. GC TO COORDINATE WOOD BASE TO VINYL BASE TRANSITION W/ ARCHITECT PRIOR TO INSTALLATION
P-1	PAINT - FLAT FINISH: SHERWIN WILLIAMS. COLOR: SW 7004 SNOWBOUND. ONE COAT OF PRIMER AND TWO COATS OF INTERIOR LATEX PAINT
P-2	PAINT - SEMI-GLOSS FINISH: SHERWIN WILLIAMS. COLOR: SW 7004 SNOWBOUND. ONE COAT OF PRIMER AND TWO COATS OF PAINT (DOOR FRAMES)
P-3	PAINT - FLAT FINISH: SHERWIN WILLIAMS. COLOR: CENTER STAGE SW 6920
P-4	PAINT - FLAT FINISH: SHERWIN WILLIAMS. COLOR: CARNAVAL SW 6882
P-5	PAINT - FLAT FINISH: SHERWIN WILLIAMS. COLOR: DAISY SW 6910
P-6	PAINT - FLAT FINISH: SHERWIN WILLIAMS. COLOR: DYNAMIC BLUE SW 6958
P-7	EXTERIOR PAINT: SEMI-GLOSS FINISH: SHERWIN WILLIAMS. COLOR: SW 7004 SNOWBOUND 1ST COAT: S-W LOXON CONCRETE AND MASONRY PRIMER SEALER, LX02WS0 (5-3.0 MILS WET, 2-1-3.2 DRY). 2ND COAT: S-W LOXON SELF-CLEANING ACRYLIC COATING-SATIN, LX14-50 SERIES. 3RD COAT: S-W LOXON SELF-CLEANING ACRYLIC COATING-SATIN, LX14-50 SERIES (5.0-7.0 MILS WET, 2.0-2.8 DRY PER COAT).
P-8	EXTERIOR ACCENT PAINT - SEMI-GLOSS FINISH: SHERWIN WILLIAMS. COLOR: SW 7641 COLONNAD GRAY 1ST COAT: S-W LOXON CONCRETE AND MASONRY PRIMER SEALER, LX02WS0 (5-3.0 MILS WET, 2-1-3.2 DRY). 2ND COAT: S-W LOXON SELF-CLEANING ACRYLIC COATING-SATIN, LX14-50 SERIES. 3RD COAT: S-W LOXON SELF-CLEANING ACRYLIC COATING-SATIN, LX14-50 SERIES (5.0-7.0 MILS WET, 2.0-2.8 DRY PER COAT).
PL-1	PLASTIC LAMINATE: WILSONART. STANDARD LAMINATE. COLOR: BEIGEWOOD #7850-60. MATTE FINISH.
ST-1	SILESTONE: CONSENTINO. COLOR: STELLAR BLANCO
ST-2	CONSENTINO: ULTRA COMPACT DEKTON. SIZE: 14" X 63". COLOR: KRETA
WD-1	SIMULATED WOOD PLANKS: RESYSTA, 4 CHANNEL PLANK. RCL C08 BURMA
WD-2	SIMULATED WOOD PLANKS: RESYSTA, 4 CHANNEL PLANK. RCL C02 PALE GOLDEN
PV-1	TREMRON PLANK PAVER: 4X16. COLOR: WHITE. RUNNING BOND PATTERN
PV-2	TREMRON PLANK PAVER: 4X16. COLOR: CHARCOAL. RUNNING BOND PATTERN
PV-3	TREMRON PLANK PAVER: 4X8. COLOR: NATURAL GRAY. 45° HERRINGBONE PATTERN
ACT-1	CEILING: 2' X 2' X 58" WHITE FLUSH LAY-IN ACOUSTICAL CEILING TILE ARMSTRONG 755A (OR EQUAL). TO BE INSTALLED IN 1" WHITE SUSPENDED CEILING GRID
WC-1	MANUFACTURER: MOTORIZED MECHOSHADE - IQ2-DC OR SPRING WINDOWS FASHION CONTRACT(SWF), MOTORIZED SOLAR SHADES. SHEAR COLOR: WHITE C2036 (5% OPENNESS), BLACKOUT COLOR: SILVER BIRCH, WHITE FASCIA COVER. CONTACT: TAHANI RICHMOND. M: (954)529-0155. EMAIL: TAHANI.RICHMOND@SPRINGSWINDOWFASHIONS.COM
WC-2	MANUFACTURER: MOTORIZED MECHOSHADE - IQ2-DC OR SPRING WINDOWS FASHION CONTRACT(SWF), MOTORIZED SOLAR SHADES. SHEAR COLOR: WHITE C2036 (5% OPENNESS), WHITE FASCIA COVER. CONTACT: TAHANI RICHMOND. M: (954)529-0155. EMAIL: TAHANI.RICHMOND@SPRINGSWINDOWFASHIONS.COM
WC-3	MANUFACTURER: MANUAL MECHOSHADE OR SPRING WINDOWS FASHION CONTRACT(SWF), PRO SERIES MANUAL SOLAR SHADES, SHEAR COLOR: WHITE C2036 (5% OPENNESS), CONTACT: TAHANI RICHMOND. M: (954)529-0155. EMAIL: TAHANI.RICHMOND@SPRINGSWINDOWFASHIONS.COM
*FOR CARPET AND LVT, PRIOR TO INSTALLATION OF THE FLOORING PRODUCT, GC SHALL PREPARE THE EXISTING SLAB WITH "PLANISAL MSP" BY MAPEI. INSTALL PER MANUFACTURER'S SPECIFICATIONS.	

INTERIOR MATERIAL FINISH CLASSIFICATION

	EXITS			EXIT ACCESS CORRIDORS			OTHER SPACES		
	WALL	CEILING	FLOOR	WALL	CEILING	FLOOR	WALL	CEILING	FLOOR
OCCUPANCY									
BUSINESS	A/B	A/B	VIII	A/B	A/B	III	A/B	A/B	NA
STORAGE	A/B	A/B	NA	A/B	A/B	NA	A/B	A/B	NA
ASSEMBLY	B	B	NA	B	B	NA	C	C	NA

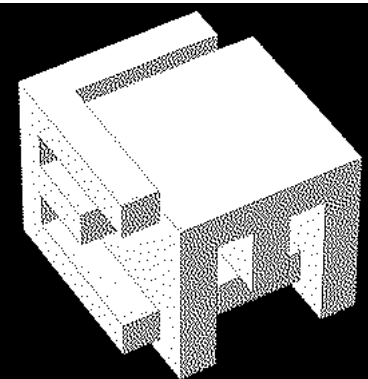
Finish Legend

	CPT-1: CARPET FLOOR FINISH. SEE FINISH SCHEDULE
	LVT-1: LUXURY VINYL TILE FLOOR FINISH. SEE FINISH SCHEDULE
	PT-1: PORCELAIN TILE FLOOR FINISH. SEE FINISH SCHEDULE
	CT-1: CONCRETE FLOOR FINISH. SEE FINISH SCHEDULE

Wall Finish Legend

Room Name		
99	INDICATES ROOM NUMBER	
CPT-1	INDICATES FLOOR FINISH	
VB-1	INDICATES BASEBOARD FINISH	
P-1	INDICATES WALL PAINT FINISH IN ROOM	
WD-1	INDICATES FINISH PER SCHEDULE	
	PARTITION WALL AS SCHEDULED	
	INDICATES METAL CORNER GUARD. ACRYLYN CORNER GUARDS	

NOTE: SEE FINISH SCHEDULE FOR SPECIFICATION



ELM ARCH

8950 SW 74TH Court
Suite 1204
Miami, FL 33156
786-391-2646

Qualifier: Erik Lloyd Myers
State of Florida: AR 93574

Sign & Seal: Erik Lloyd Myers
State of Florida: AR 93574

OWNER:

Miami Lakes Branch Library

6699 Windmill Gate Road
Miami Lakes, FL 33014

TITLE: Finish Plan

REVISION

1 COMMENTS 08-28-23

DATE

04-03-2023

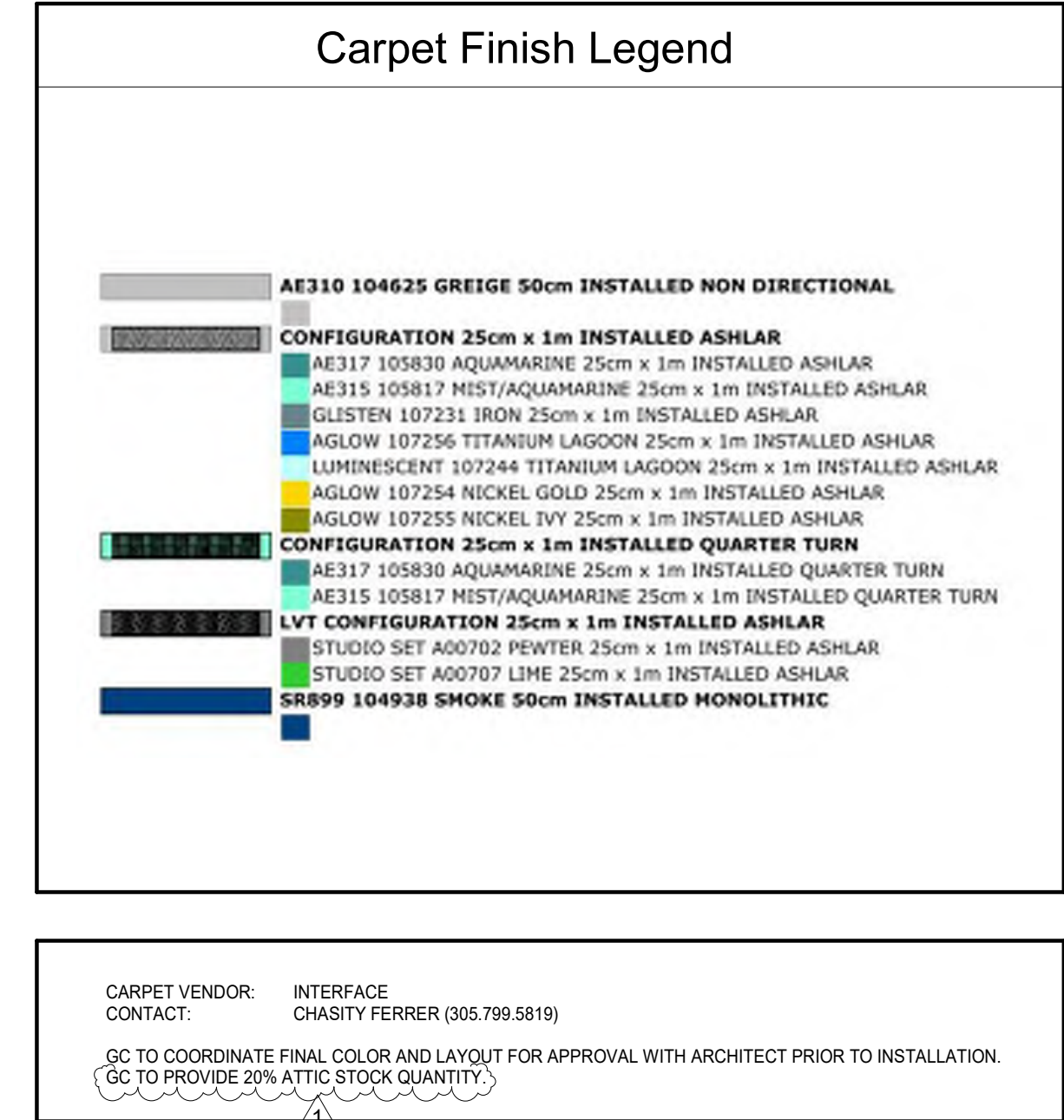
PROJECT NUMBER

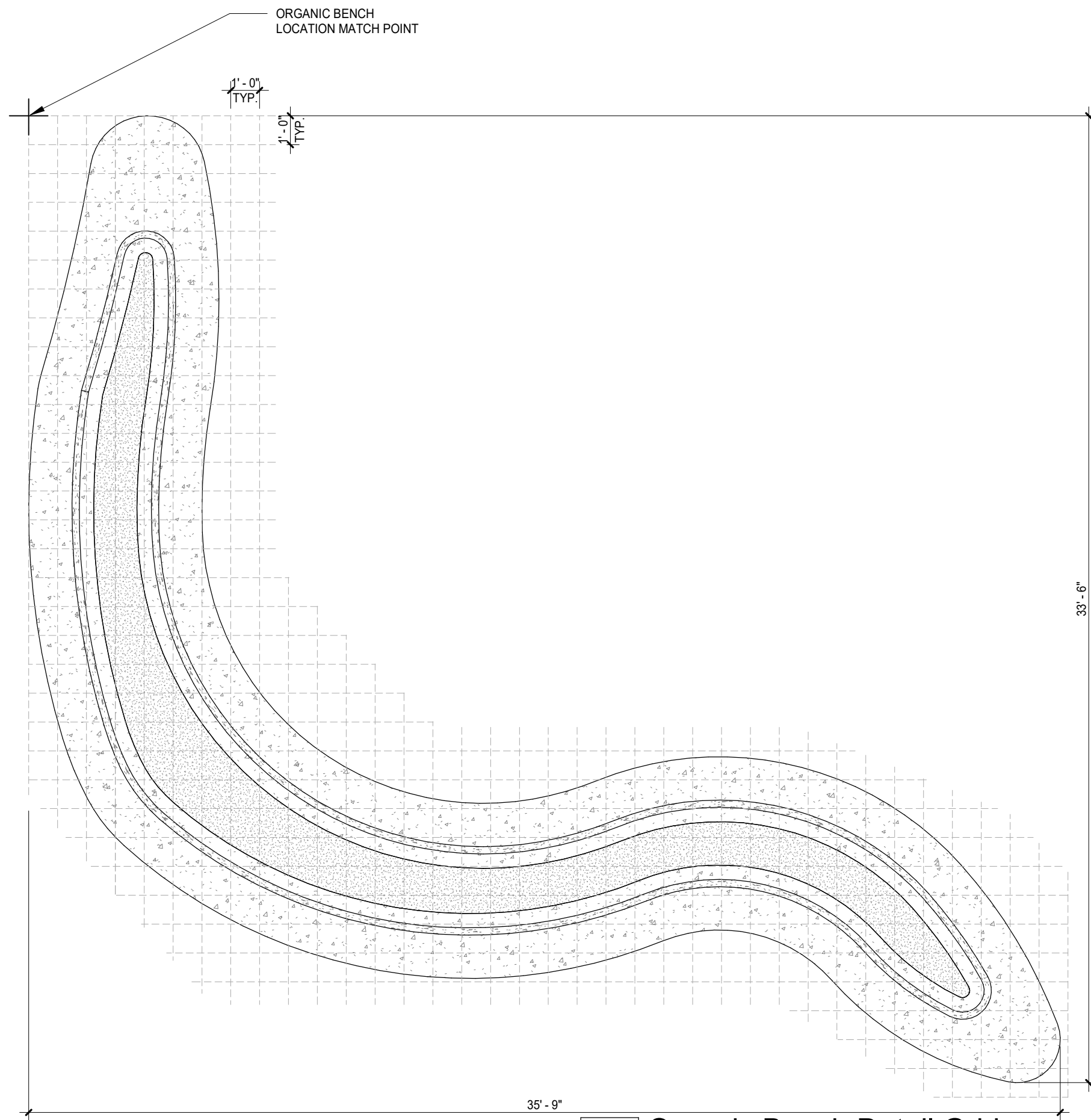
19119

SHEET NUMBER

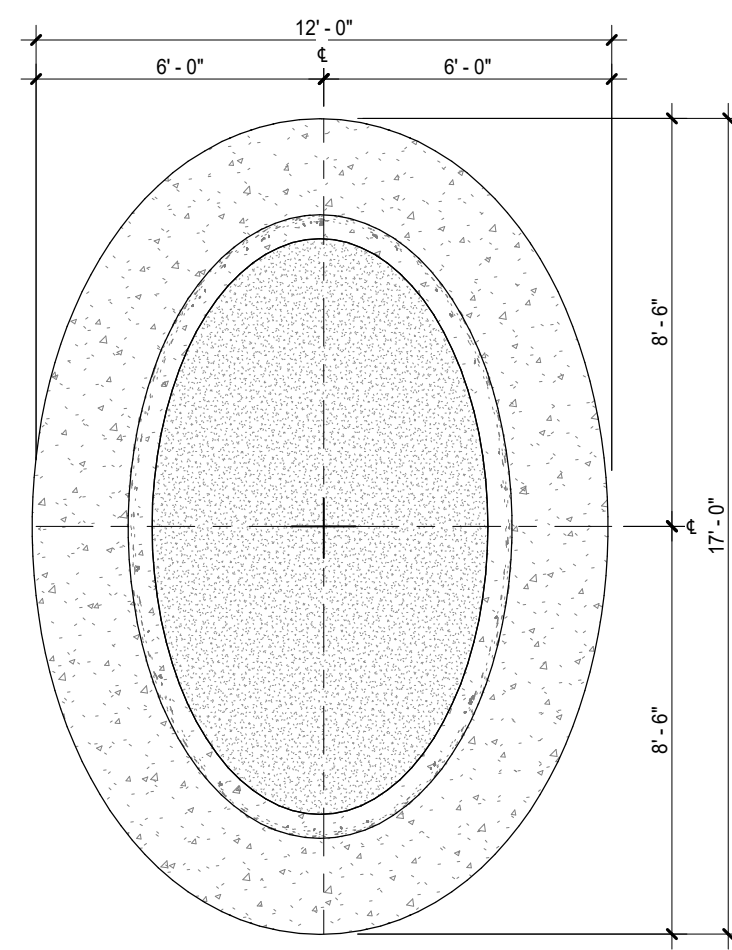
A1.3

9 OF 29

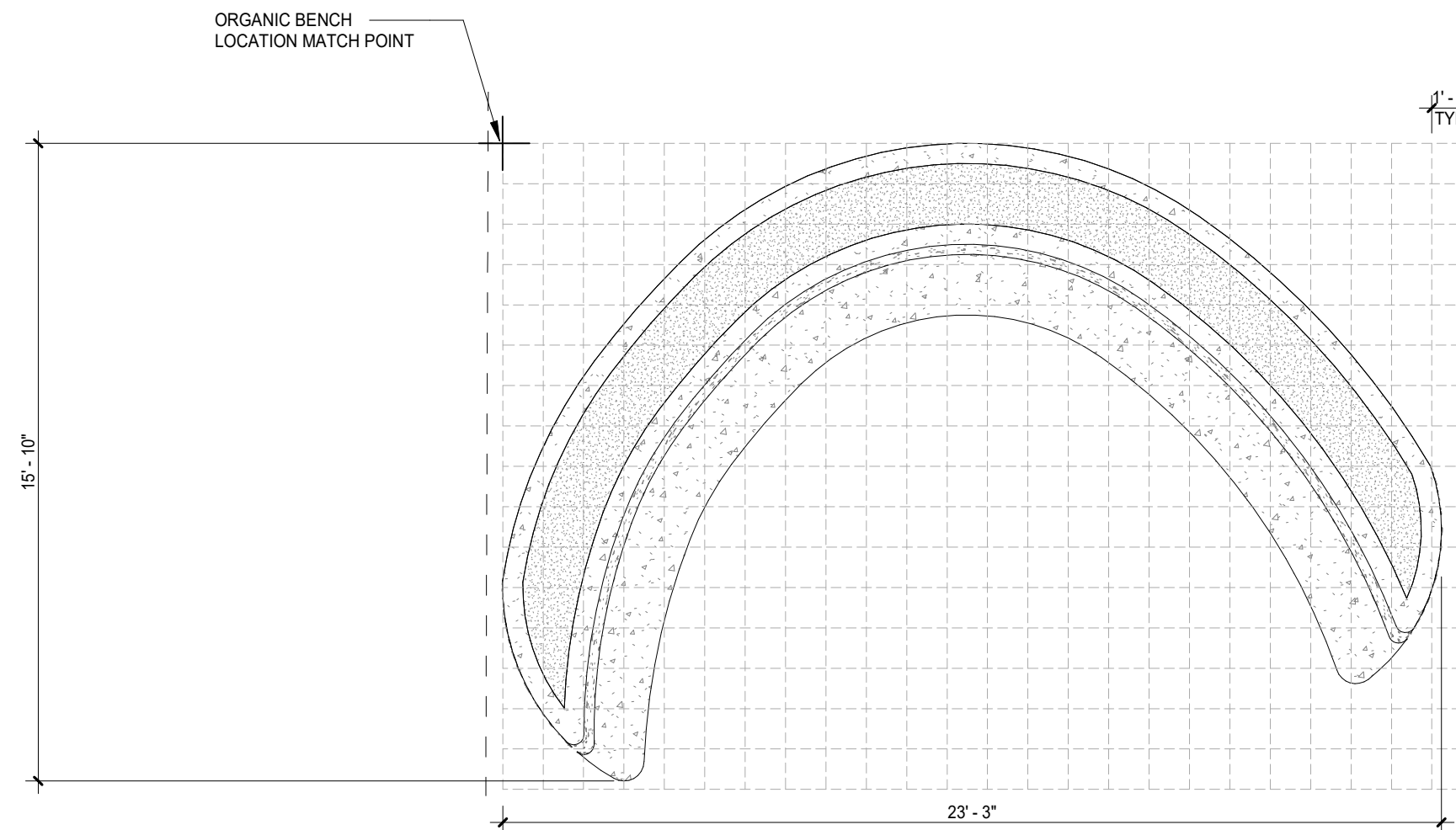




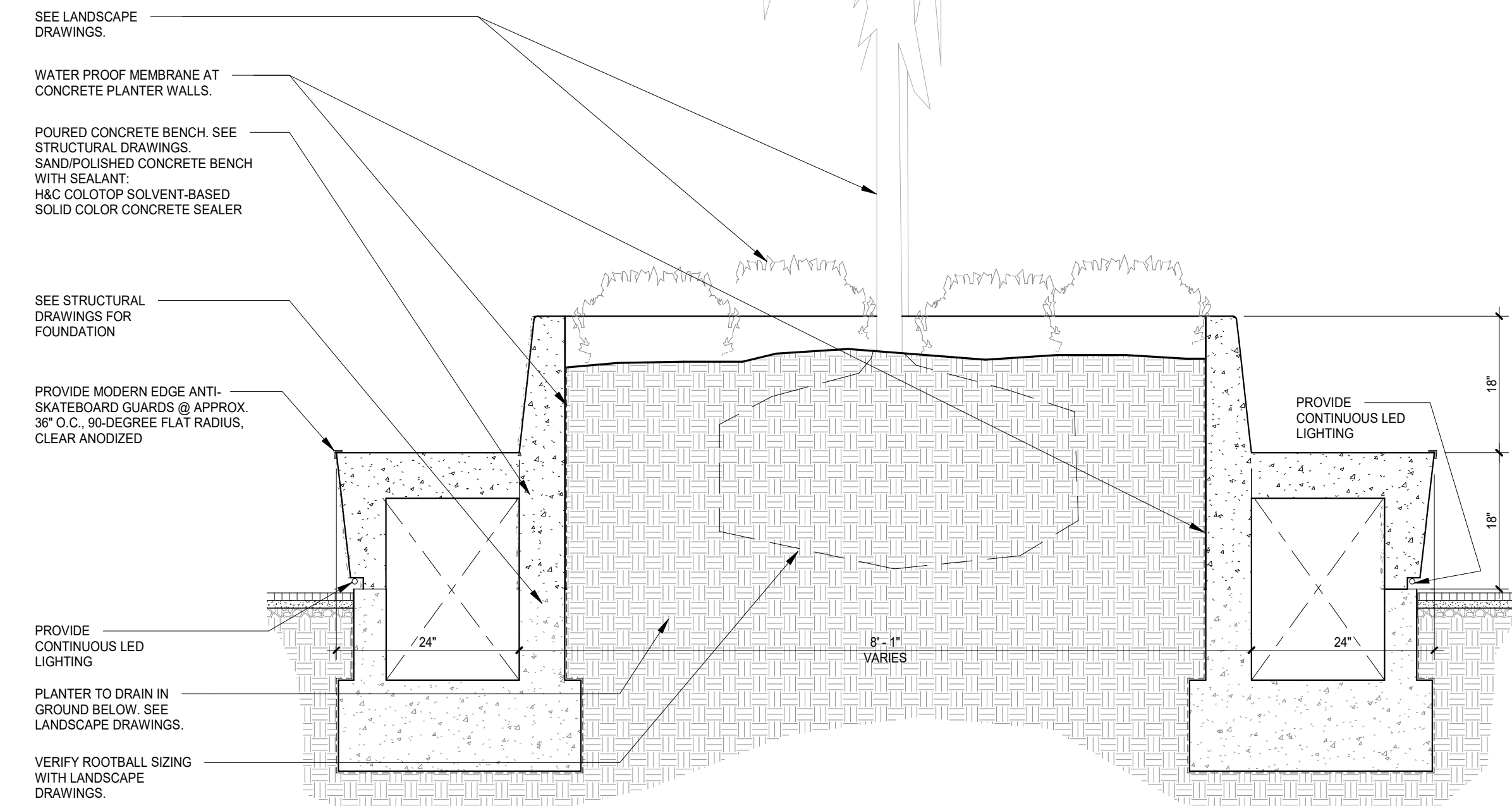
8 Organic Bench Detail Grid
A1.5 Scale: 1/4" = 1'-0"



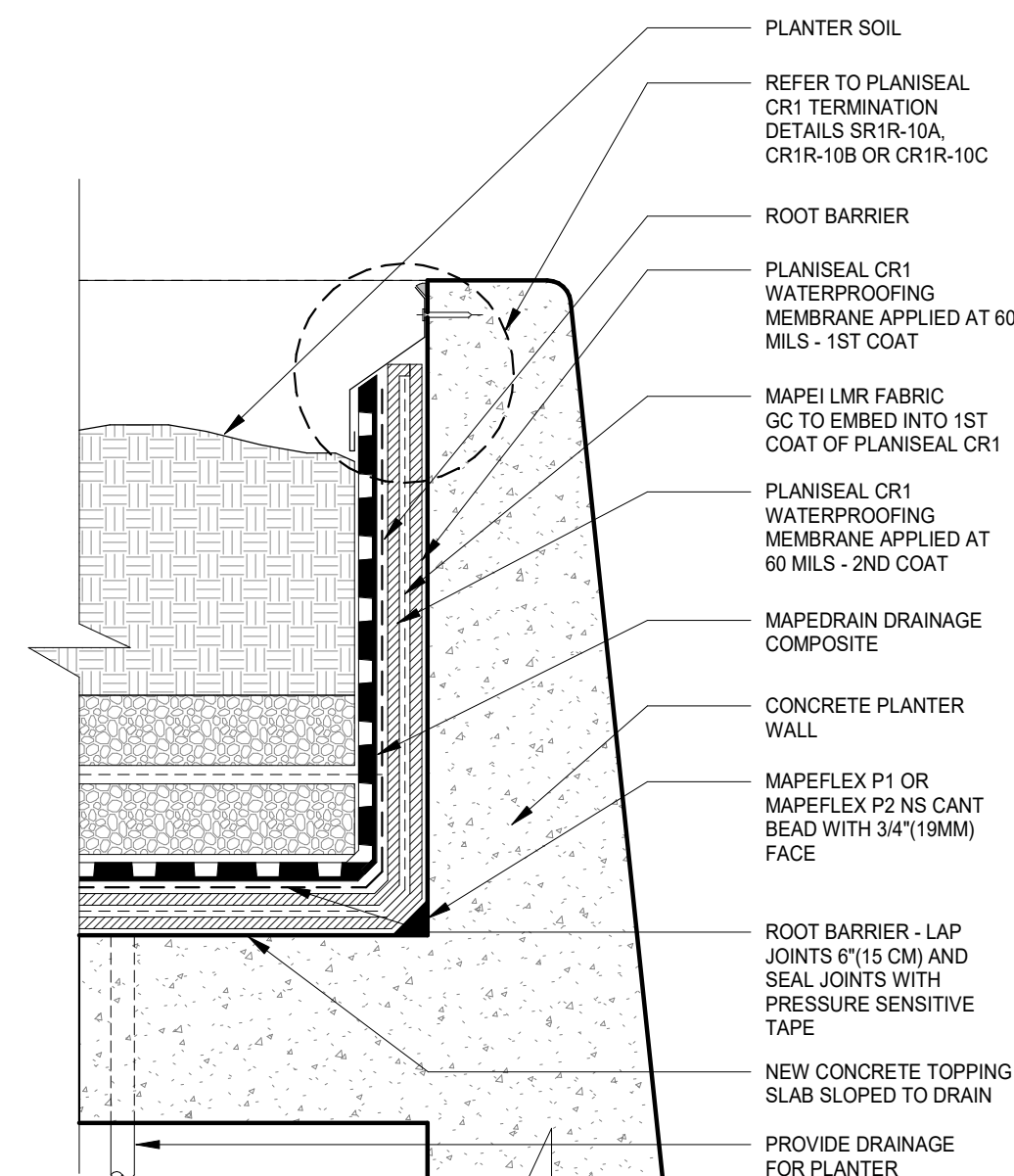
7 Oval Bench Detail
A1.5 Scale: 1/4" = 1'-0"



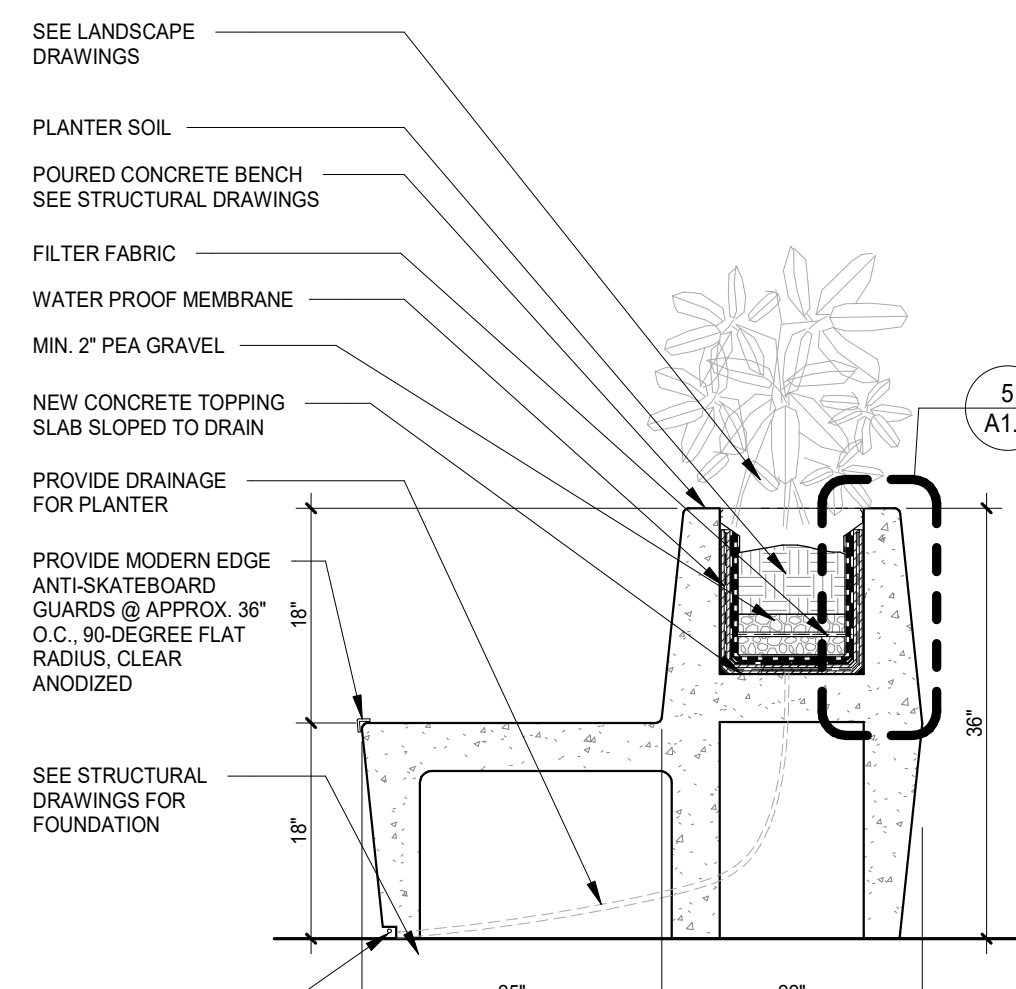
6 Organic Bench Detail Grid 2
A1.5 Scale: 1/4" = 1'-0"



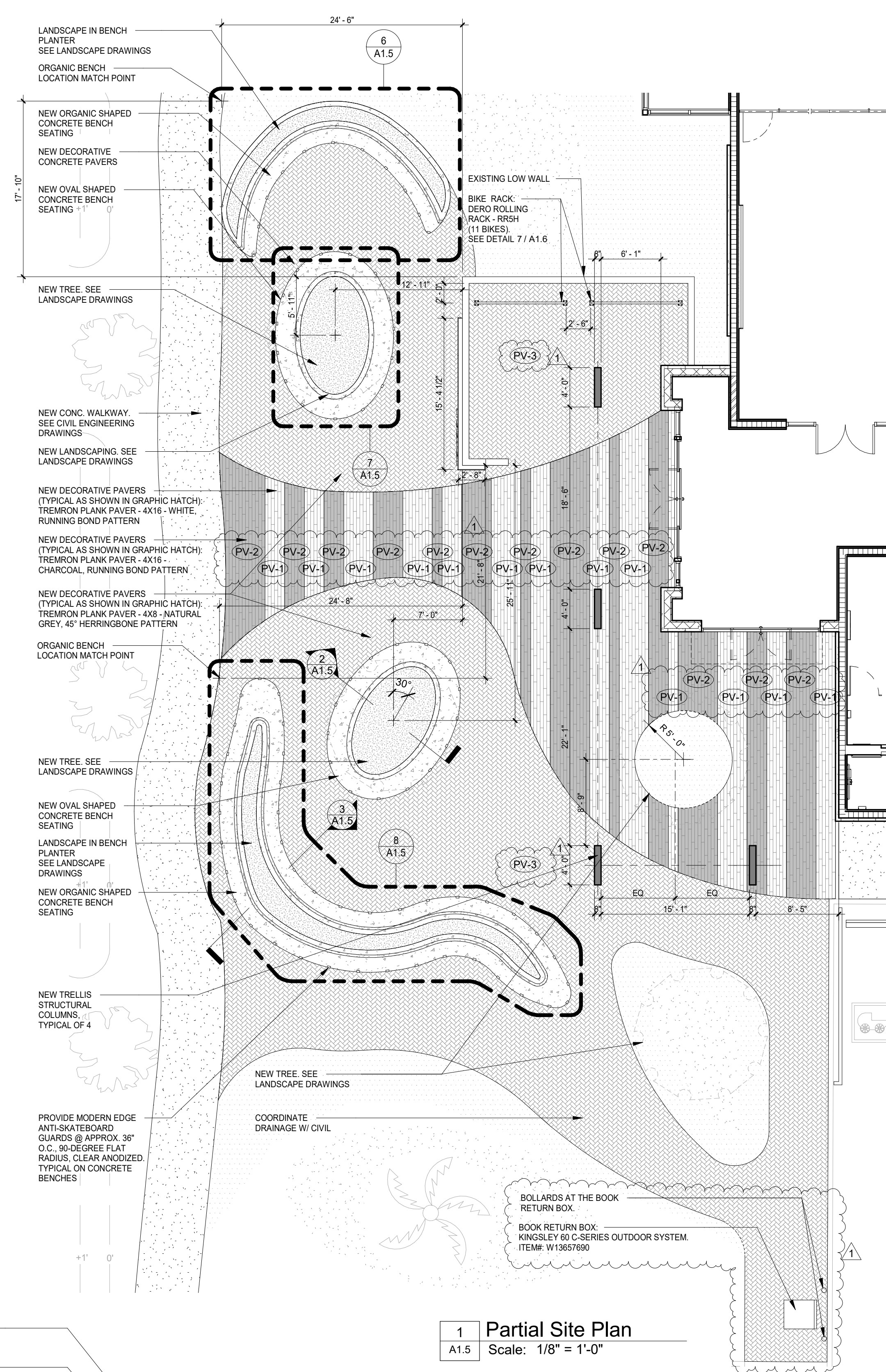
2 Planter Bench Section
A1.5 Scale: 3/4" = 1'-0"



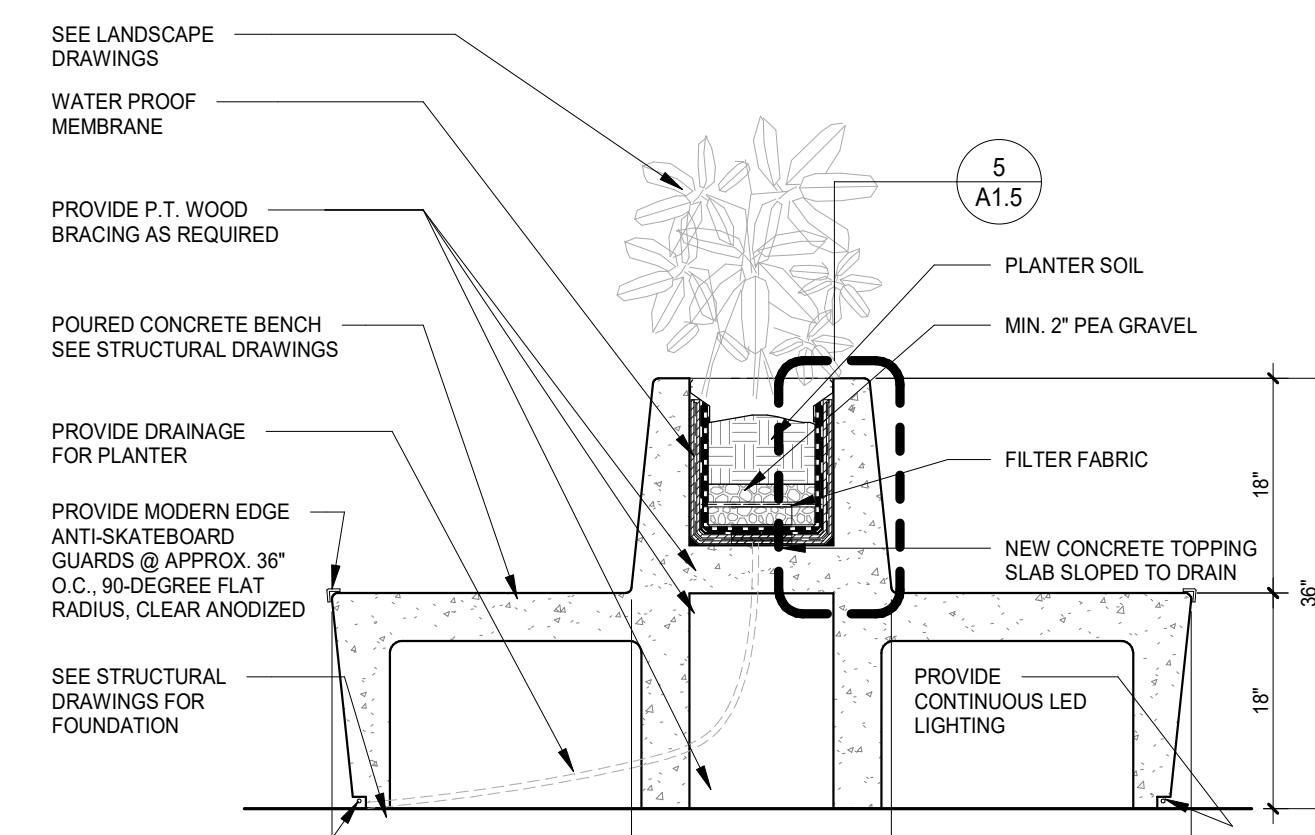
5 Bench Planter Section
A1.5 Scale: 3" = 1'-0"



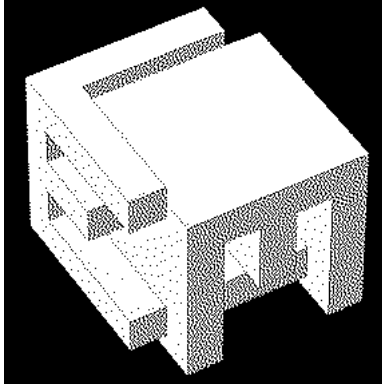
4 Organic Shape Bench Section 2
A1.5 Scale: 3/4" = 1'-0"



1 Partial Site Plan
A1.5 Scale: 1/8" = 1'-0"



3 Organic Shape Bench Section
A1.5 Scale: 3/4" = 1'-0"



ELM ARCH

8950 SW 74TH Court
Suite 1204
Miami, FL 33156
786-391-2646

Qualifier: Erik Lloyd Myers
State of Florida: AR 93574

Sign & Seal: Erik Lloyd Myers
State of Florida: AR 93574

OWNER:

Miami Lakes Branch Library

6699 Windmill Gate Road
Miami Lakes, FL 33014

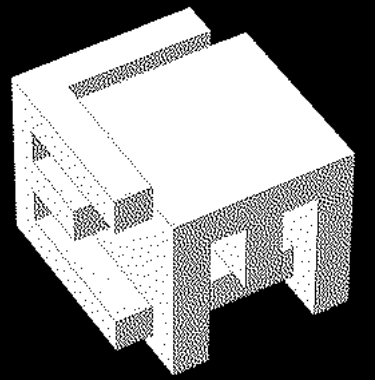
TITLE: Site Details

REVISION
1 COMMENTS 08-28-23

DATE
04-03-2023
PROJECT NUMBER
19119
SHEET NUMBER

A1.5

11 OF 29



ELM ARCH

8950 SW 74TH Court
Suite 1204
Miami, FL 33156
786-391-2646

Qualifier: Erik Lloyd Myers
State of Florida: AR 93574

Sign & Seal: Erik Lloyd Myers
State of Florida: AR 93574

OWNER:

Miami Lakes Branch Library
6699 Windmill Gate Road
Miami Lakes, FL 33014

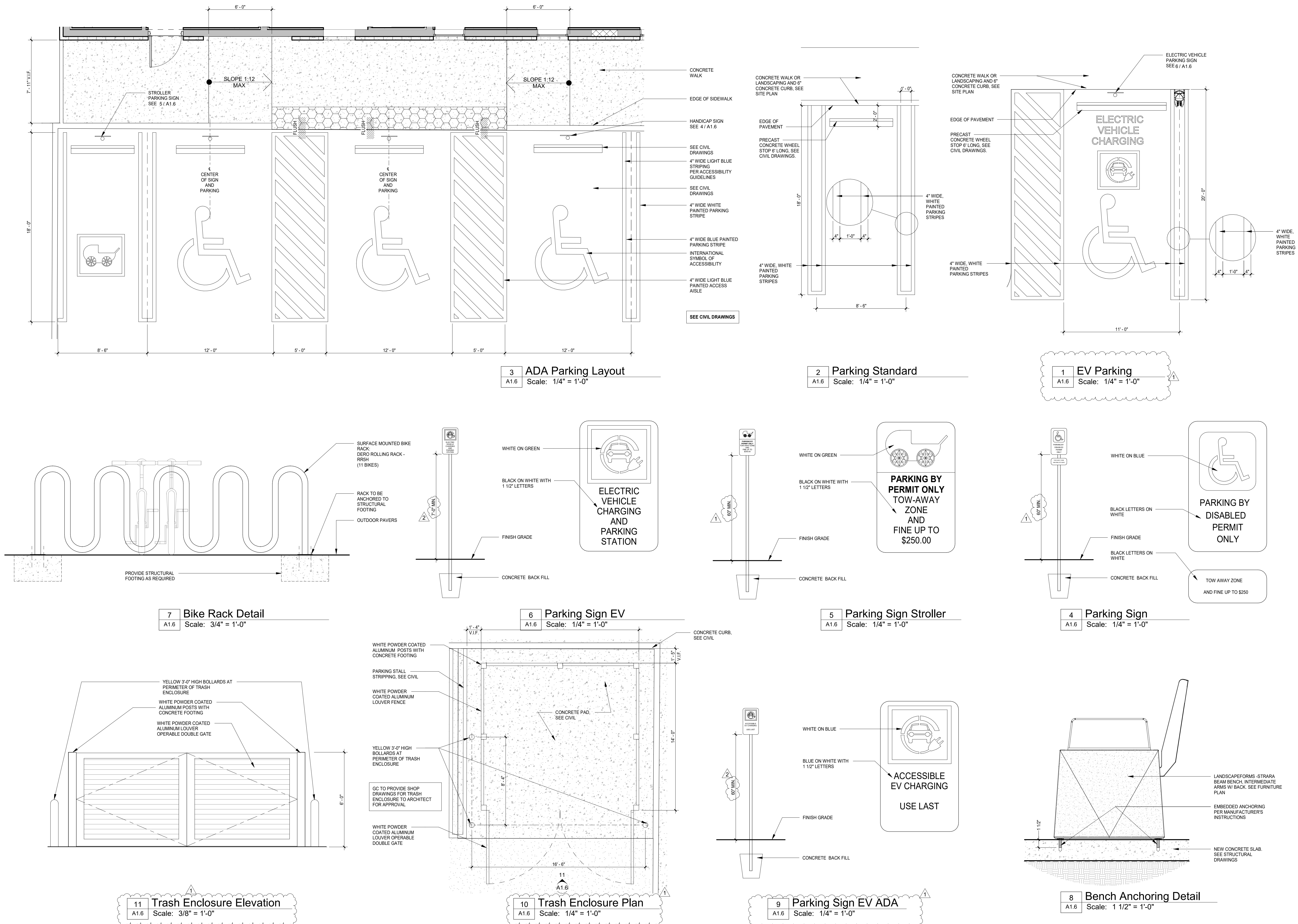
TITLE: Site Details

REVISION		
1	COMMENTS	08-28-23
2	BD COMMENTS	11-14-23

DATE
04-03-2023
PROJECT NUMBER
19119
SHEET NUMBER

A1.6

12 OF 29





8950 SW 74TH Court
Suite 1204
Miami, FL 33156
786-391-2646

Sign & Seal: Erik Lloyd Mye
State of Florida: AR 9357

Miami Lakes Branch Library
6699 Windmill Gate Road
Miami Lakes, FL 33014

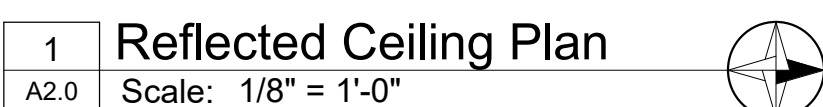
TITLE: Reflected Ceiling Plan


TITLE: Reflected Ceiling Plan

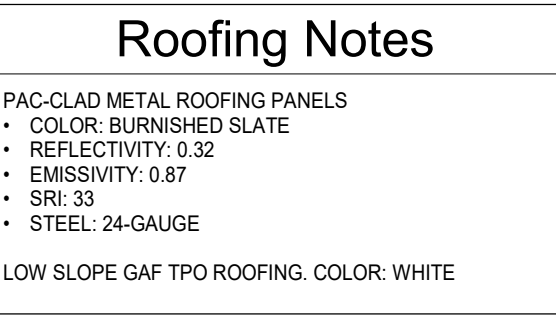
[illegible]

PROJECT NUMBER
19119

A2.0



1	Reflected Ceiling Plan	
A2.0	Scale: 1/8" = 1'-0"	



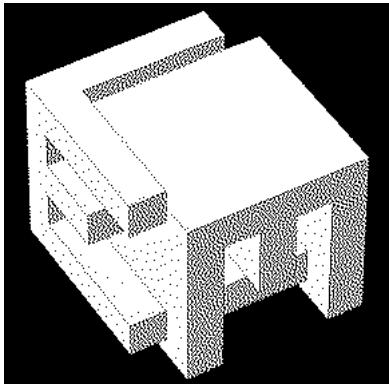
OWNER:

[illegible]

Roof Calculations

ALL ROOF CALCULATIONS BASED ON SECTION 1106 AND BASED ON 4.5" RAIN FALL PER HOUR ACCORDING TO FIGURE 1106.1 OF FLORIDA BUILDING CODE 2017-PLUMBING.

ROOF 1 AREA: NUMBER OF RWL PROVIDED:	452 SF 1	ROOF 2 AREA: NUMBER OF RWL PROVIDED:	298 SF 1	ROOF 3 AREA: NUMBER OF RWL PROVIDED:	97 SF 1	ROOF 4 AREA: NUMBER OF RWL PROVIDED:	623 SF 1	ROOF 5 AREA: NUMBER OF RWL PROVIDED:	146 SF 1	ROOF 6 AREA: NUMBER OF RWL PROVIDED:	635 SF 1	ROOF 7 AREA: NUMBER OF RWL PROVIDED:	533 SF 2	ROOF 8 AREA: NUMBER OF RWL PROVIDED:	1,162 SF 2	ROOF 9 AREA: NUMBER OF RWL PROVIDED:	479 SF 2	ROOF 10 AREA: NUMBER OF RWL PROVIDED:	1,376 SF 2	ROOF 11 AREA: NUMBER OF RWL PROVIDED:	642 SF 2
GPM:	452 / 1 = 452 SF 452 SF X .0468 = 22 GPM	GPM:	298 / 1 = 298 SF 298 SF X .0468 = 14 GPM	GPM:	97 / 1 = 97 SF 97 SF X .0468 = 5 GPM	GPM:	623 / 2 = 312 SF 312 SF X .0468 = 15 GPM	GPM:	146 / 1 = 146 SF 146 SF X .0468 = 7 GPM	GPM:	635 / 2 = 318 SF 318 SF X .0468 = 15 GPM	GPM:	533 / 2 = 267 SF 267 SF X .0468 = 13 GPM	GPM:	1,162 / 1 = 581 SF 581 SF X .0468 = 27 GPM	GPM:	479 / 2 = 240 SF 240 SF X .0468 = 12 GPM	GPM:	1,376 / 2 = 688 SF 688 SF X .0468 = 33 GPM	GPM:	642 / 2 = 321 SF 321 SF X .0468 = 15 GPM
GUTTER SIZE REQUIRED: GUTTER SIZE PROVIDED:	1-1/2" X 2-1/2" 6" X 6"	GUTTER SIZE REQUIRED: GUTTER SIZE PROVIDED:	1-1/2" X 1-1/2" 6" X 6"	GUTTER SIZE REQUIRED: GUTTER SIZE PROVIDED:	1-1/2" X 1-1/2" 6" X 6"	GUTTER SIZE REQUIRED: GUTTER SIZE PROVIDED:	1-1/2" X 1-1/2" 6" X 6"	GUTTER SIZE REQUIRED: GUTTER SIZE PROVIDED:	1-1/2" X 1-1/2" 6" X 6"	GUTTER SIZE REQUIRED: GUTTER SIZE PROVIDED:	1-1/2" X 1-1/2" 6" X 6"	GUTTER SIZE REQUIRED: GUTTER SIZE PROVIDED:	1-1/2" X 1-1/2" 6" X 6"	GUTTER SIZE REQUIRED: GUTTER SIZE PROVIDED:	1-1/2" X 2-1/2" 6" X 6"	HORIZONTAL SLOPE REQUIRED: HORIZONTAL SLOPE PROVIDED:	N/A 1/16" PER FOOT	GUTTER SIZE REQUIRED: GUTTER SIZE PROVIDED:	1-1/2" X 2-1/2" 6" X 6"	GUTTER SIZE REQUIRED: GUTTER SIZE PROVIDED:	1-1/2" X 1-1/2" 6" X 6"
RWL SIZE REQUIRED: RWL SIZE PROVIDED:	2" X 2" 3" X 4"	RWL SIZE REQUIRED: RWL SIZE PROVIDED:	2" X 2" 3" X 4"	RWL SIZE REQUIRED: RWL SIZE PROVIDED:	2" X 2" 3" X 4"	RWL SIZE REQUIRED: RWL SIZE PROVIDED:	2" X 2" 3" X 4"	RWL SIZE REQUIRED: RWL SIZE PROVIDED:	2" X 2" 3" X 4"	RWL SIZE REQUIRED: RWL SIZE PROVIDED:	2" X 2" 3" X 4"	RWL SIZE REQUIRED: RWL SIZE PROVIDED:	2" X 2" 3" X 4"	RWL SIZE REQUIRED: RWL SIZE PROVIDED:	2" X 2" 3" X 4"	STORM DRAIN SIZE REQUIRED: STORM DRAIN SIZE PROVIDED:	6" DIAMETER 6" DIAMETER	RWL SIZE REQUIRED: RWL SIZE PROVIDED:	2-1/2" X 2-1/2" 3" X 4"	RWL SIZE REQUIRED: RWL SIZE PROVIDED:	2" X 2" 3" X 4"
ROOF 12 AREA: NUMBER OF RWL PROVIDED:	1,482 SF 1	ROOF 13 AREA: NUMBER OF RWL PROVIDED:	700 SF 1	ROOF 14 AREA: NUMBER OF RWL PROVIDED:	768 SF 1	ROOF 15 AREA: NUMBER OF RWL PROVIDED:	2,087 SF 1	ROOF 16 AREA: NUMBER OF RWL PROVIDED:	1,304 SF 2	ROOF 17 AREA: NUMBER OF RWL PROVIDED:	1,896 SF 2	ROOF 18 AREA: NUMBER OF RWL PROVIDED:	1,250 SF 2	ROOF 19 AREA: NUMBER OF RWL PROVIDED:	1,280 SF 2	ROOF 20 AREA: NUMBER OF RWL PROVIDED:	184 SF 1	ROOF 21 AREA: NUMBER OF RWL PROVIDED:	854 SF 1		
GPM:	1,482 / 2 = 741 SF 741 SF X .0468 = 35 GPM	GPM:	700 / 1 = 700 SF 700 SF X .0468 = 33 GPM	GPM:	768 / 1 = 768 SF 768 SF X .0468 = 36 GPM	GPM:	2,087 / 3 = 696 SF 696 SF X .0468 = 33 GPM	GPM:	1,304 / 2 = 652 SF 652 SF X .0468 = 31 GPM	GPM:	1,896 / 2 = 948 SF 948 SF X .0468 = 40 GPM	GPM:	1,250 / 1 = 1,250 SF 1,250 SF X .0468 = 59 GPM	GPM:	1,280 / 2 = 640 SF 640 SF X .0468 = 30 GPM	GPM:	184 / 1 = 184 SF 184 SF X .0468 = 7 GPM	GPM:	854 / 1 = 845 SF 845 SF X .0468 = 40 GPM		
GUTTER SIZE REQUIRED: GUTTER SIZE PROVIDED:	1-1/2" X 2-1/2" 6" X 6"	GUTTER SIZE REQUIRED: GUTTER SIZE PROVIDED:	1-1/2" X 2-1/2" 6" X 6"	HORIZONTAL SLOPE REQUIRED: HORIZONTAL SLOPE PROVIDED:	N/A 1/16" PER FOOT	GUTTER SIZE REQUIRED: GUTTER SIZE PROVIDED:	1-1/2" X 2-1/2" 6" X 6"	GUTTER SIZE REQUIRED: GUTTER SIZE PROVIDED:	1-1/2" X 2-1/2" 6" X 6"	GUTTER SIZE REQUIRED: GUTTER SIZE PROVIDED:	1-1/2" X 2-1/2" 6" X 6"	HORIZONTAL SLOPE REQUIRED: HORIZONTAL SLOPE PROVIDED:	N/A 1/16" PER FOOT	GUTTER SIZE REQUIRED: GUTTER SIZE PROVIDED:	1-1/2" X 2-1/2" 6" X 6"	GUTTER SIZE REQUIRED: GUTTER SIZE PROVIDED:	1-1/2" X 1-1/2" 6" X 6"	GUTTER SIZE REQUIRED: GUTTER SIZE PROVIDED:	1-1/2" X 2-1/2" 6" X 6"		
RWL SIZE REQUIRED: RWL SIZE PROVIDED:	2-1/2" X 2-1/2" 3" X 4"	RWL SIZE REQUIRED: RWL SIZE PROVIDED:	2-1/2" X 2-1/2" 3" X 4"	STORM DRAIN SIZE REQUIRED: STORM DRAIN SIZE PROVIDED:	6" DIAMETER 6" DIAMETER	RWL SIZE REQUIRED: RWL SIZE PROVIDED:	2-1/2" X 2-1/2" 3" X 4"	RWL SIZE REQUIRED: RWL SIZE PROVIDED:	2-1/2" X 2-1/2" 3" X 4"	RWL SIZE REQUIRED: RWL SIZE PROVIDED:	2-1/2" X 2-1/2" 3" X 4"	STORM DRAIN SIZE REQUIRED: STORM DRAIN SIZE PROVIDED:	4" DIAMETER 6" DIAMETER	RWL SIZE REQUIRED: RWL SIZE PROVIDED:	2" X 2" 3" X 4"	RWL SIZE REQUIRED: RWL SIZE PROVIDED:	2" X 2" 3" X 4"	RWL SIZE REQUIRED: RWL SIZE PROVIDED:	2-1/2" X 2-1/2" 3" X 4"		



ELM ARCH

8950 SW 74TH Court
Suite 1204
Miami, FL 33156
786-391-2646

Qualifier: Erik Lloyd Myers
State of Florida: AR 93574

Sign & Seal: Erik Lloyd Myers
State of Florida: AR 93574

OWNER:

Miami Lakes Branch Library

6699 Windmill Gate Road
Miami Lakes, FL 33014

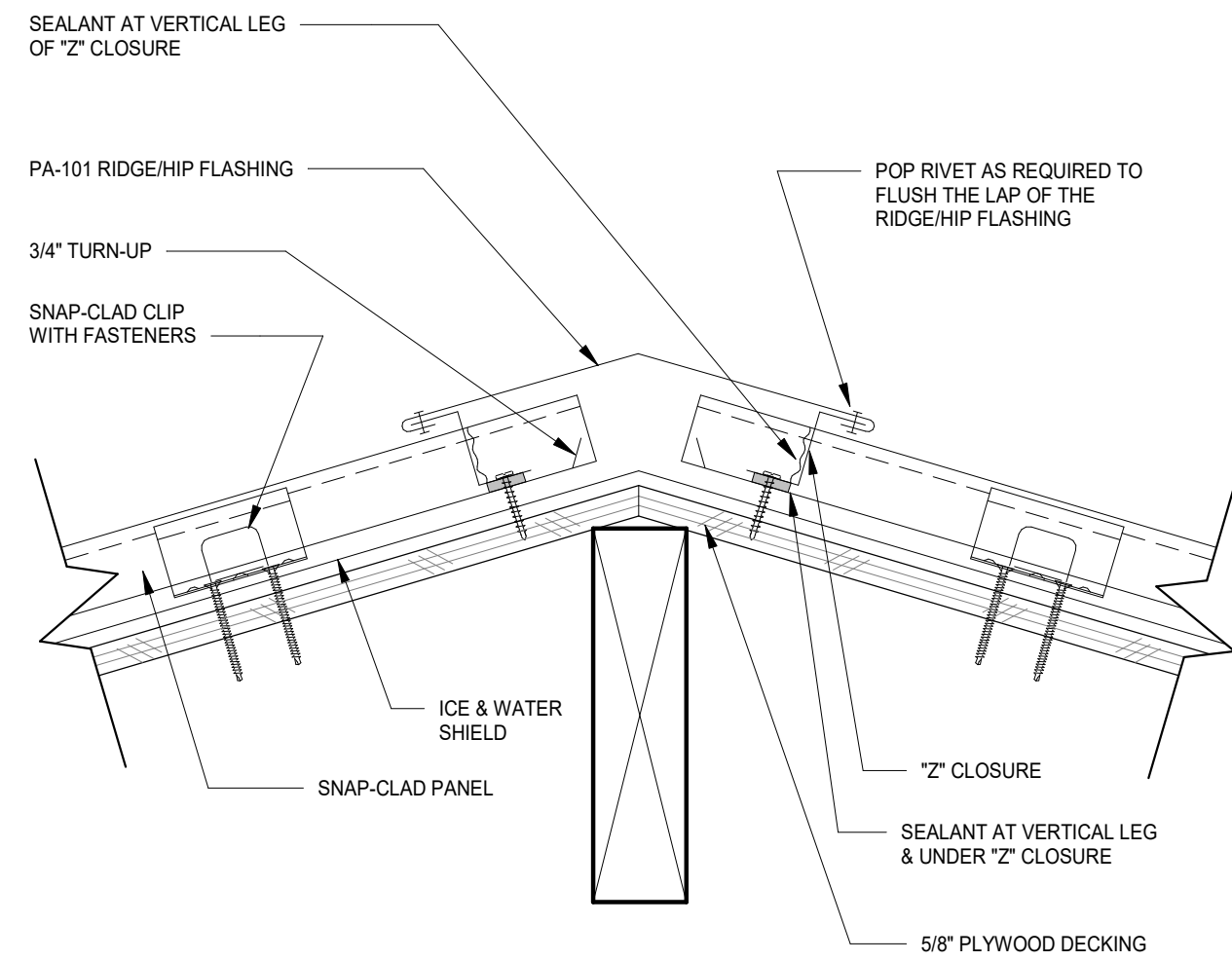
TITLE: Roof Details

REVISION
1 COMMENTS 08-28-23

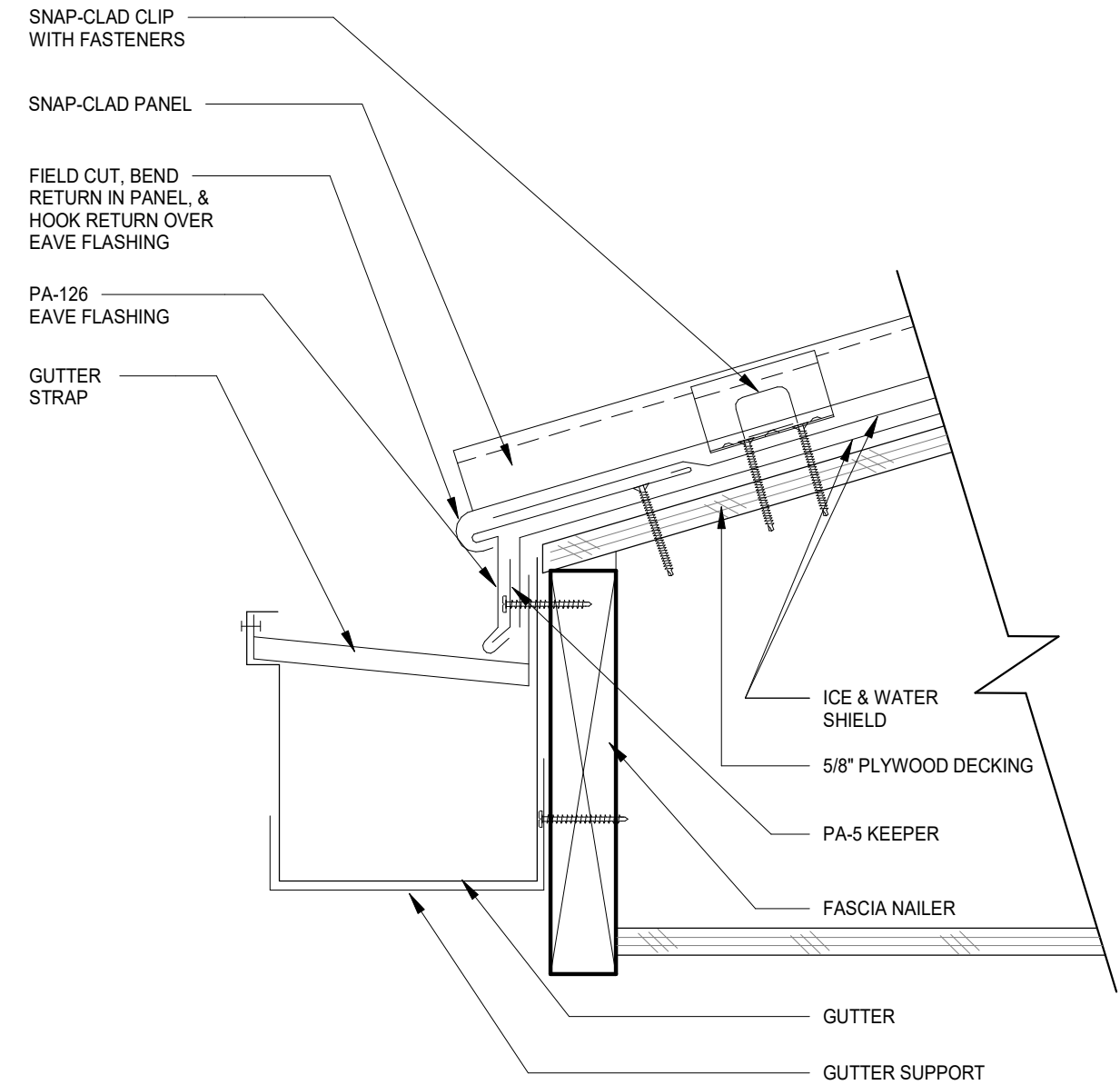
DATE
04-03-2023
PROJECT NUMBER
19119
SHEET NUMBER

A3.1

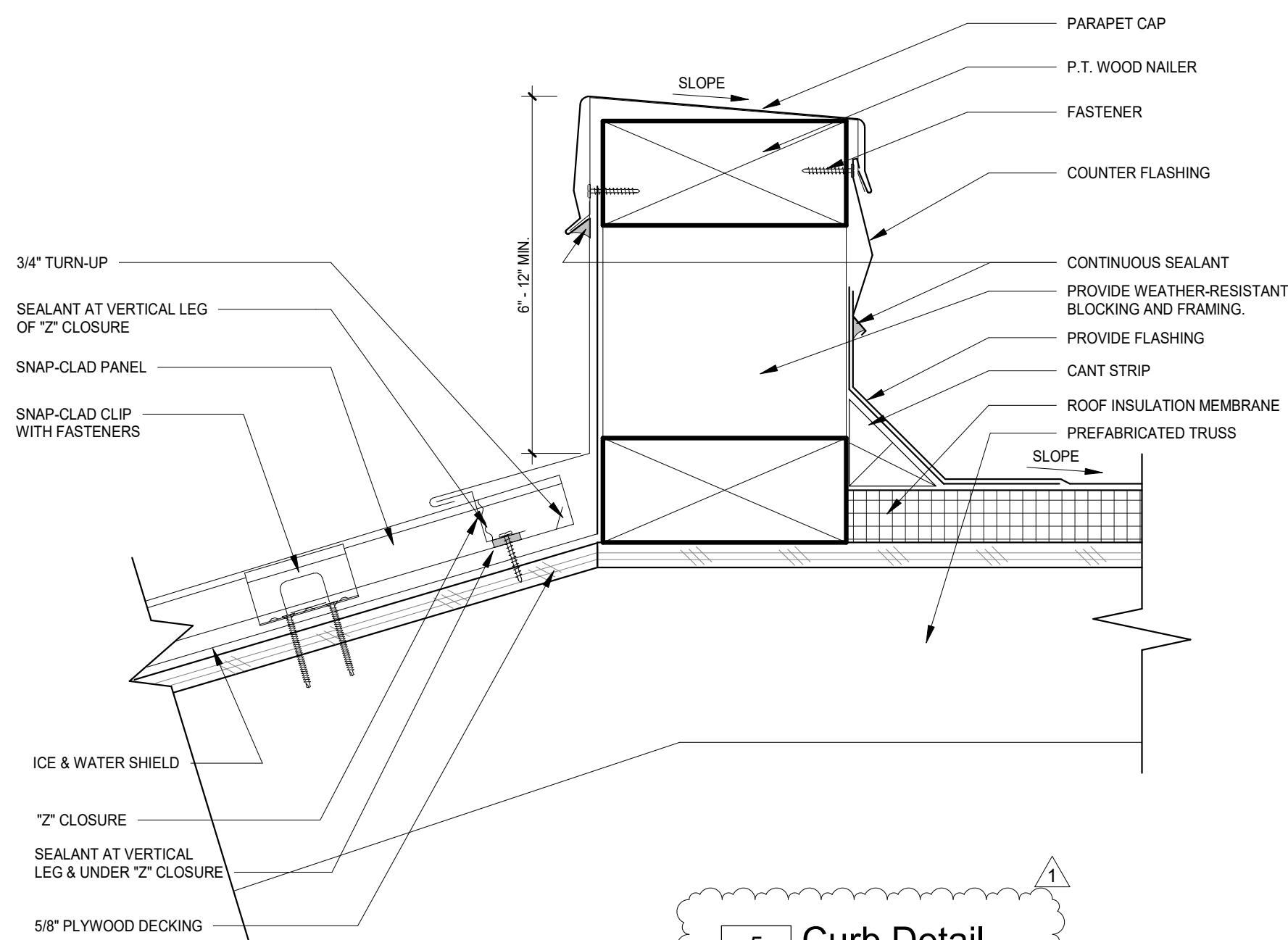
15 OF 29



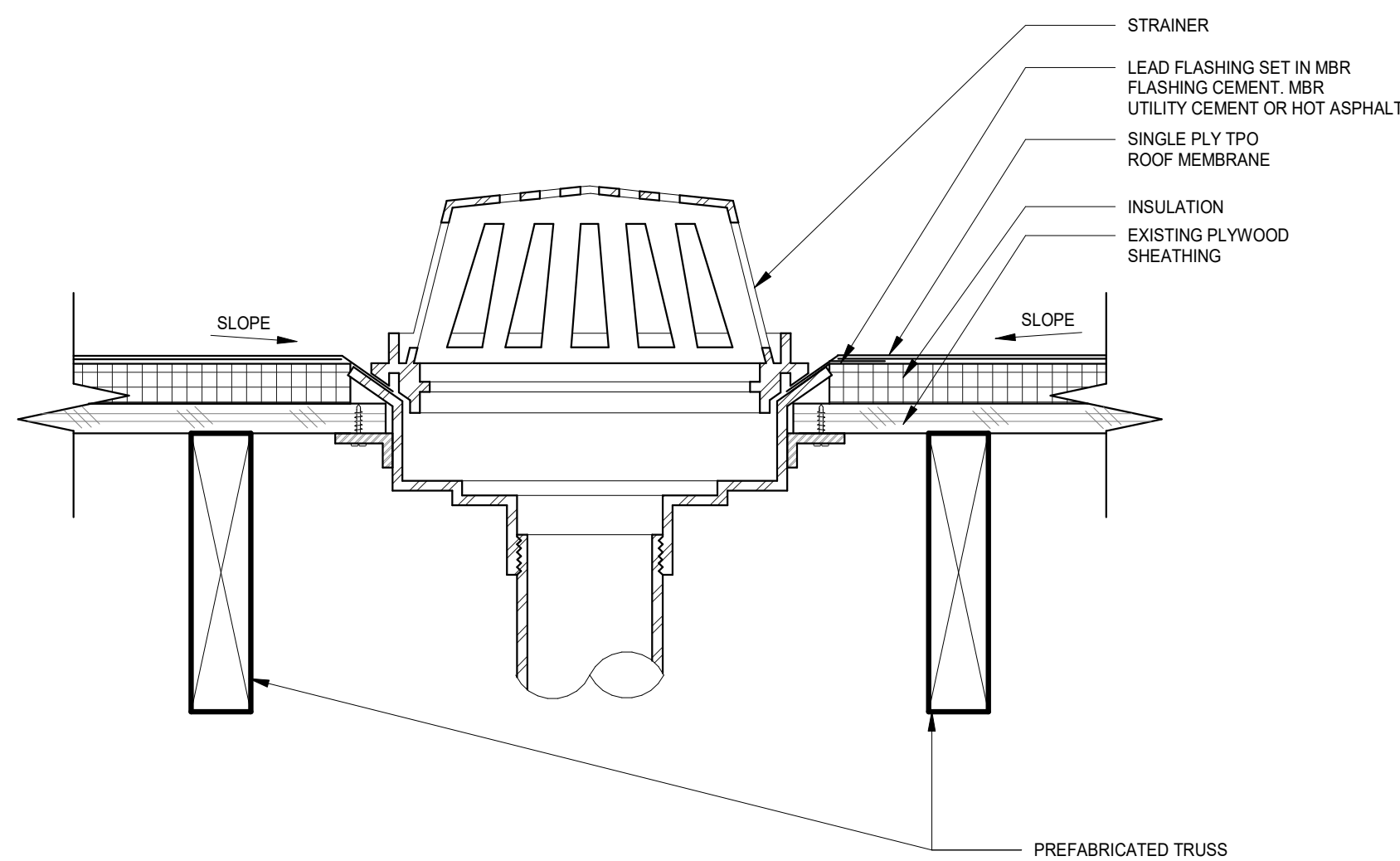
2 Roof Ridge Detail
A3.1 Scale: 3" = 1'-0"



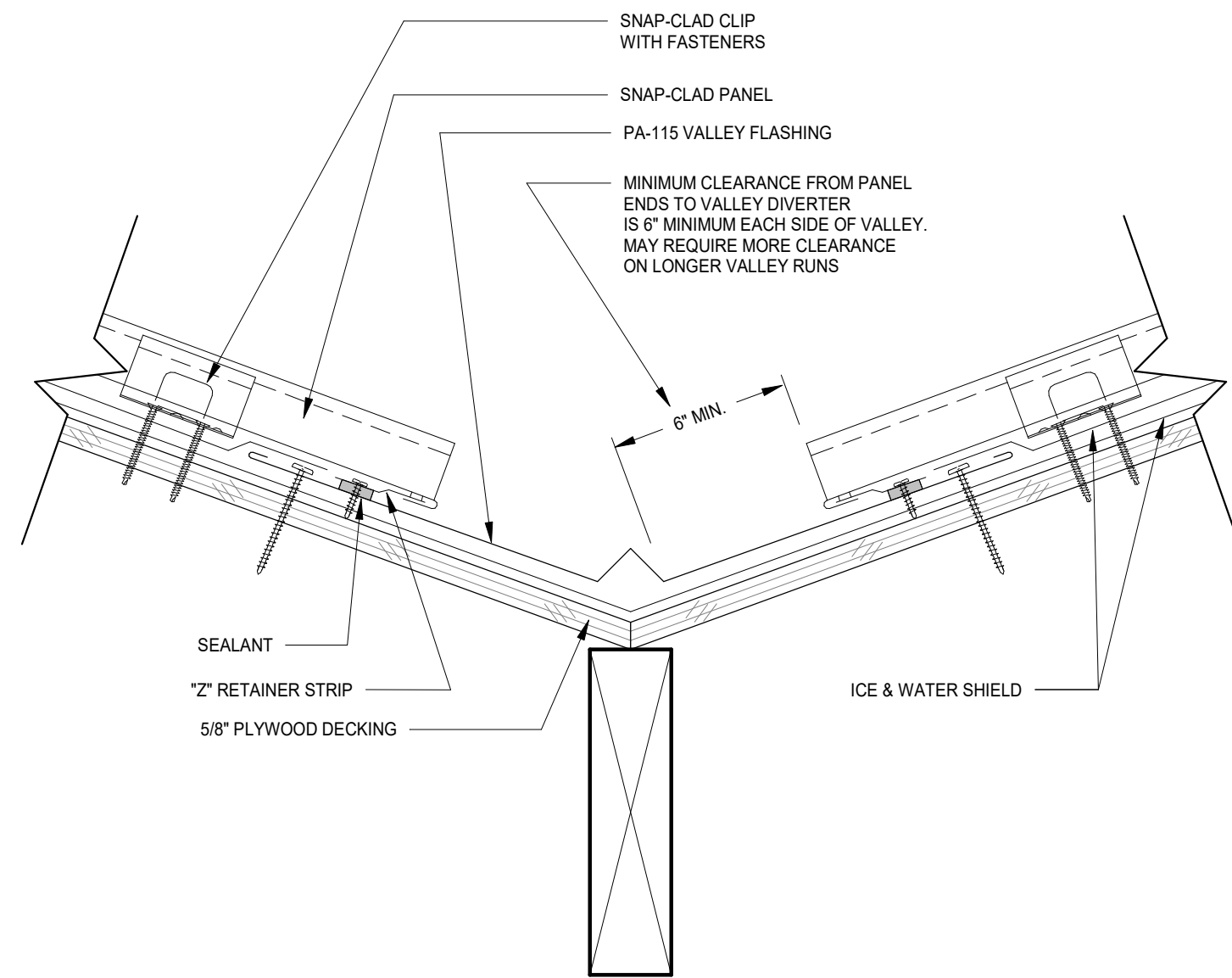
1 Roof Eave Detail w/ Gutter
A3.1 Scale: 3" = 1'-0"



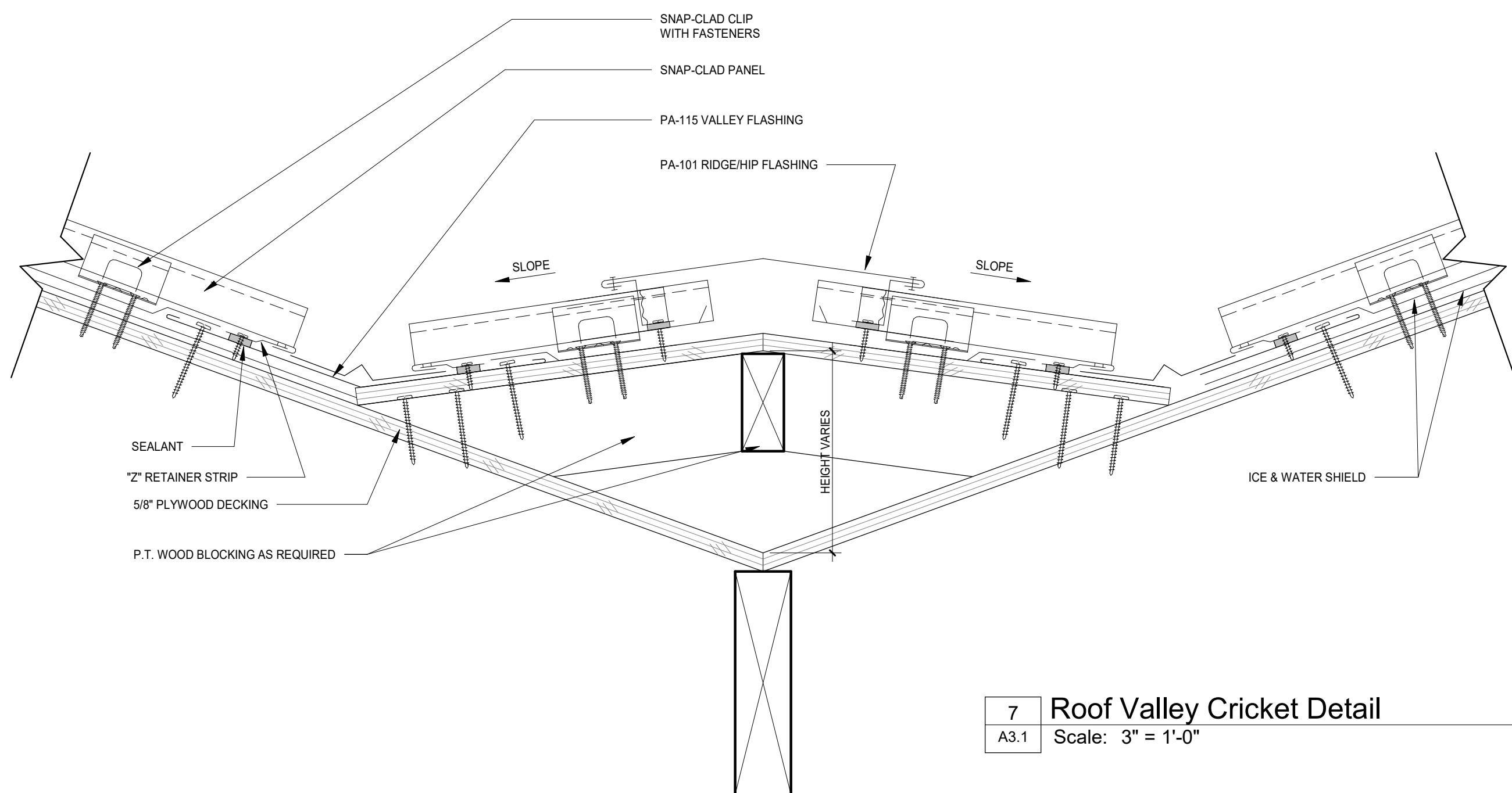
5 Curb Detail
A3.1 Scale: 3" = 1'-0"



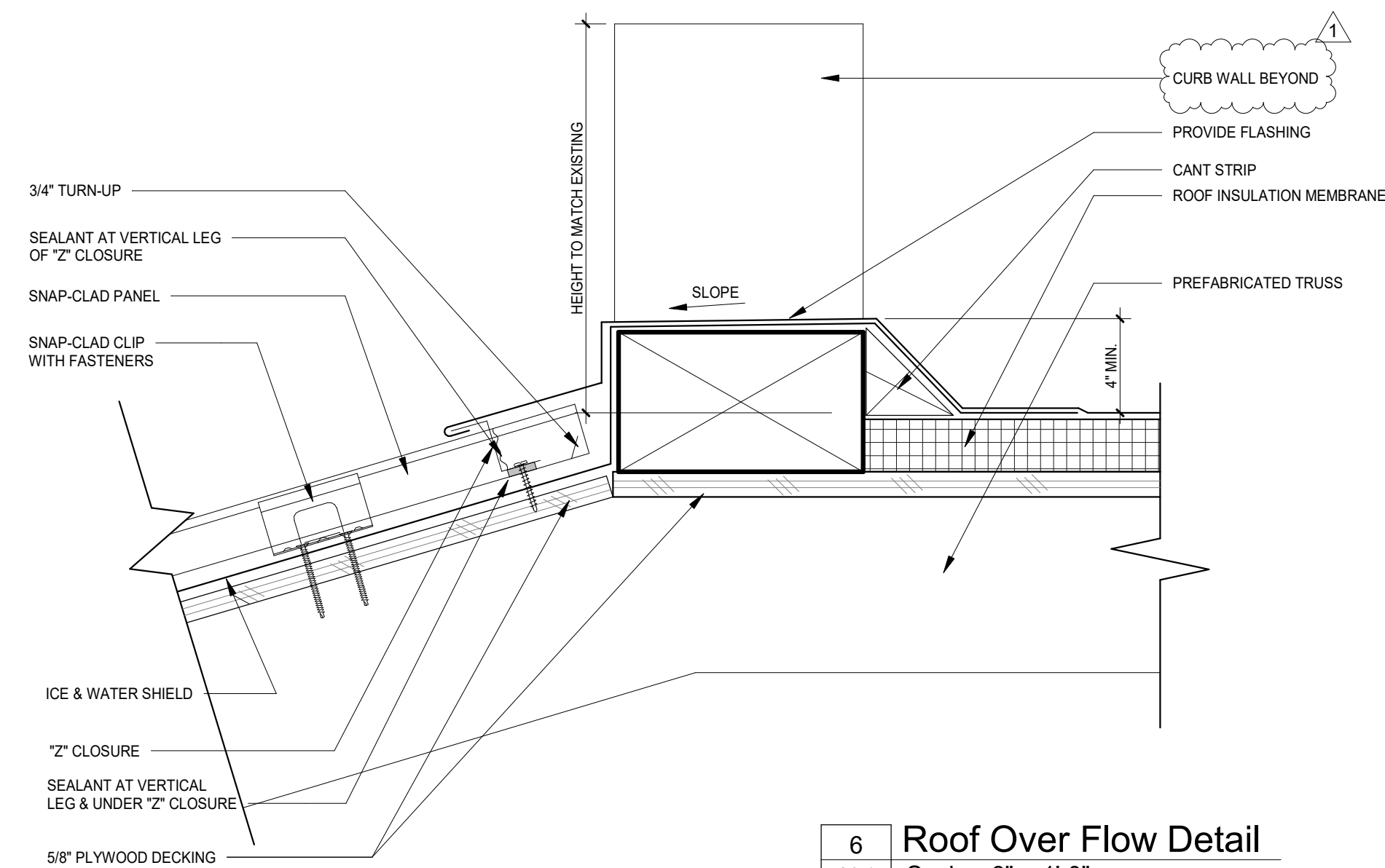
4 Roof Drain
A3.1 Scale: 3" = 1'-0"



3 Roof Valley Detail
A3.1 Scale: 3" = 1'-0"



7 Roof Valley Cricket Detail
A3.1 Scale: 3" = 1'-0"



6 Roof Over Flow Detail
A3.1 Scale: 3" = 1'-0"



Qualifier: Erik Lloyd Myers
State of Florida: AR 93574

OWNER:

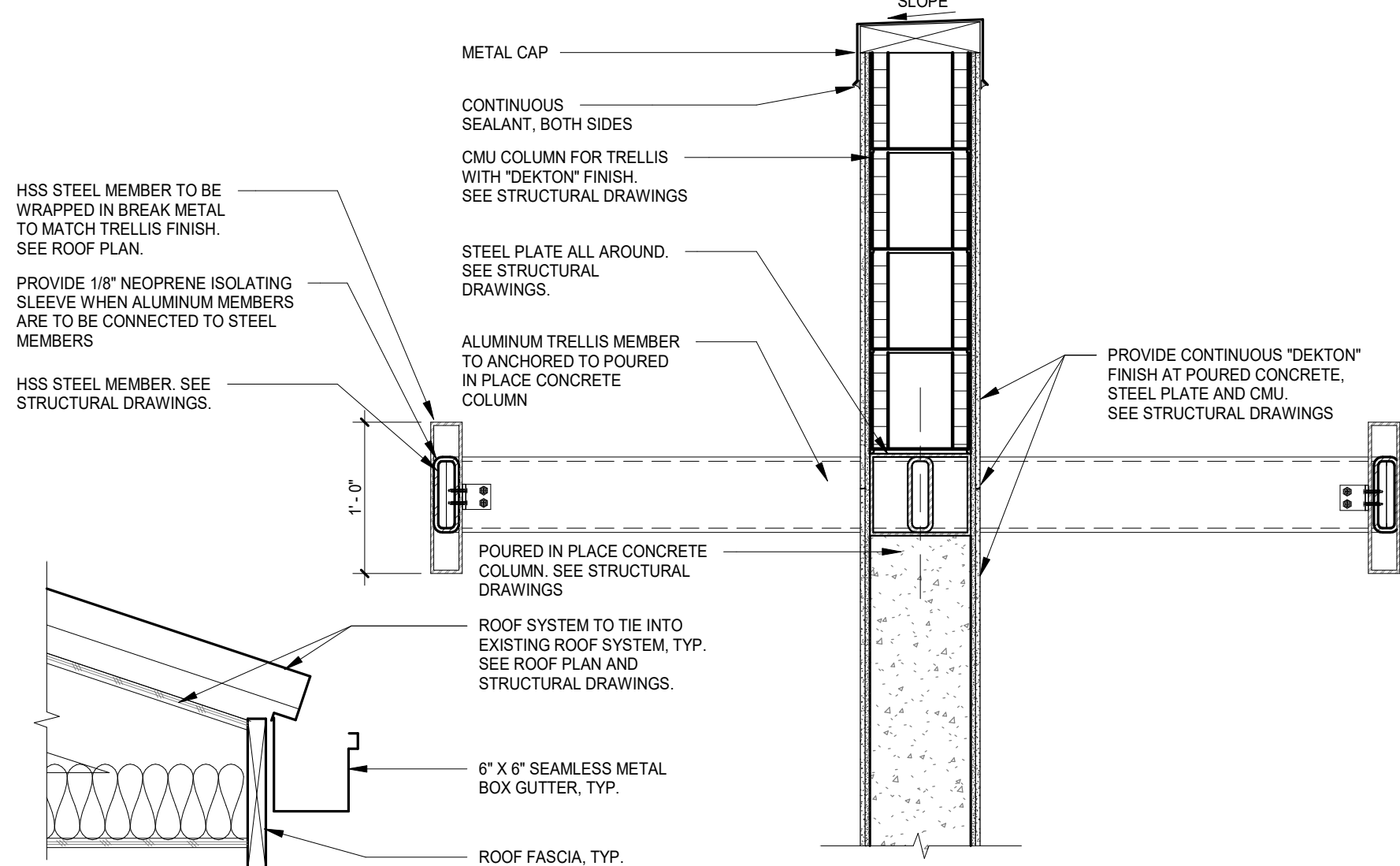
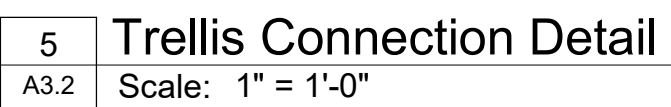
MIAMI LAKES, FL 33014

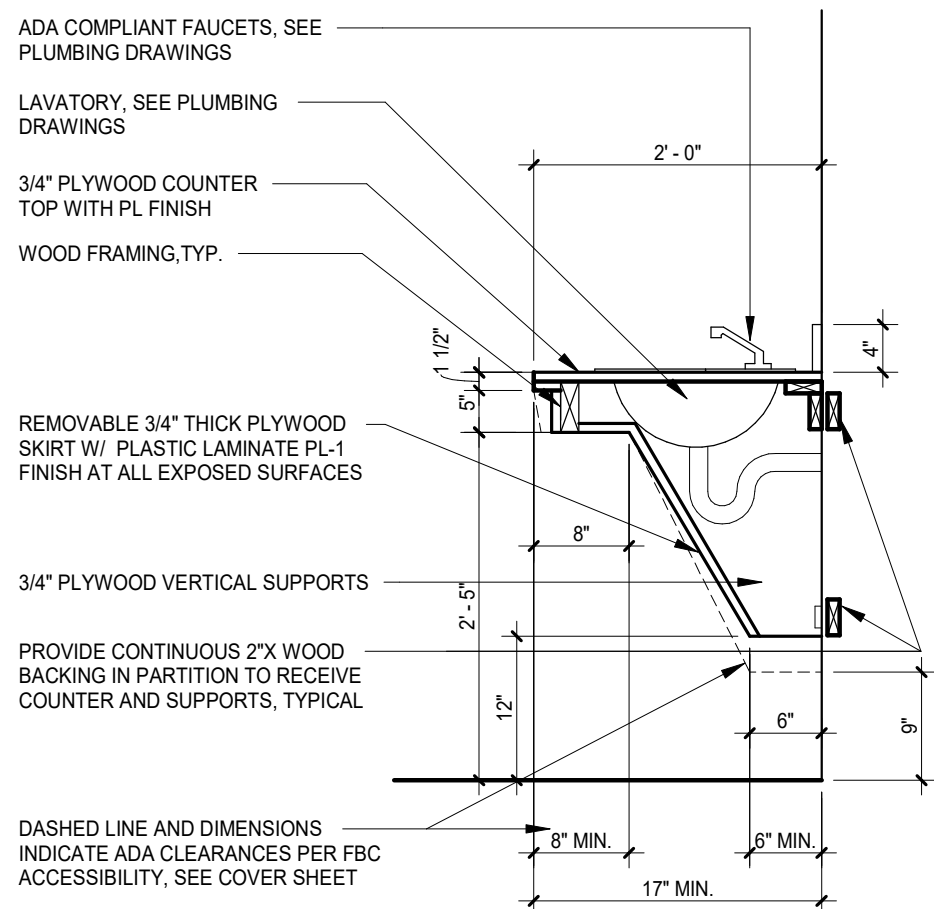
QUESTION

REVISION

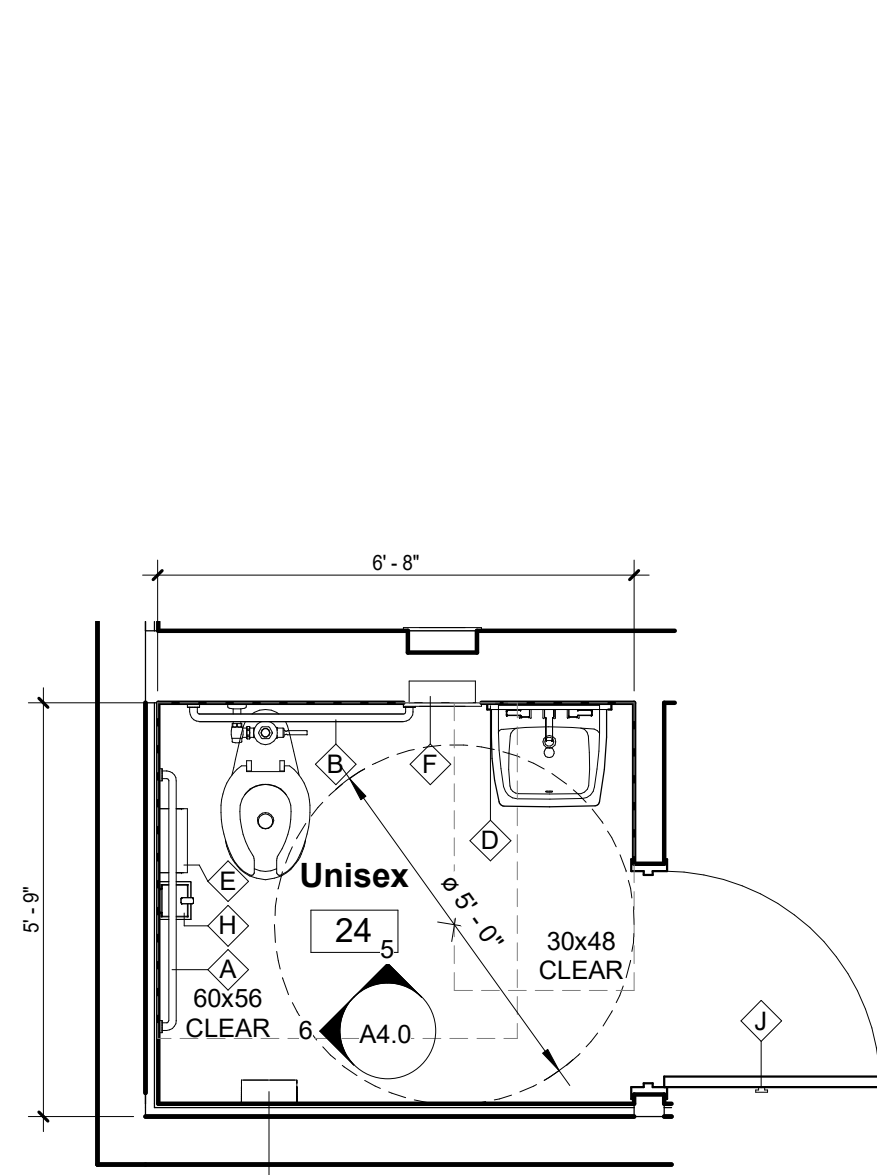
SHEET NUMBER

6 OF 29

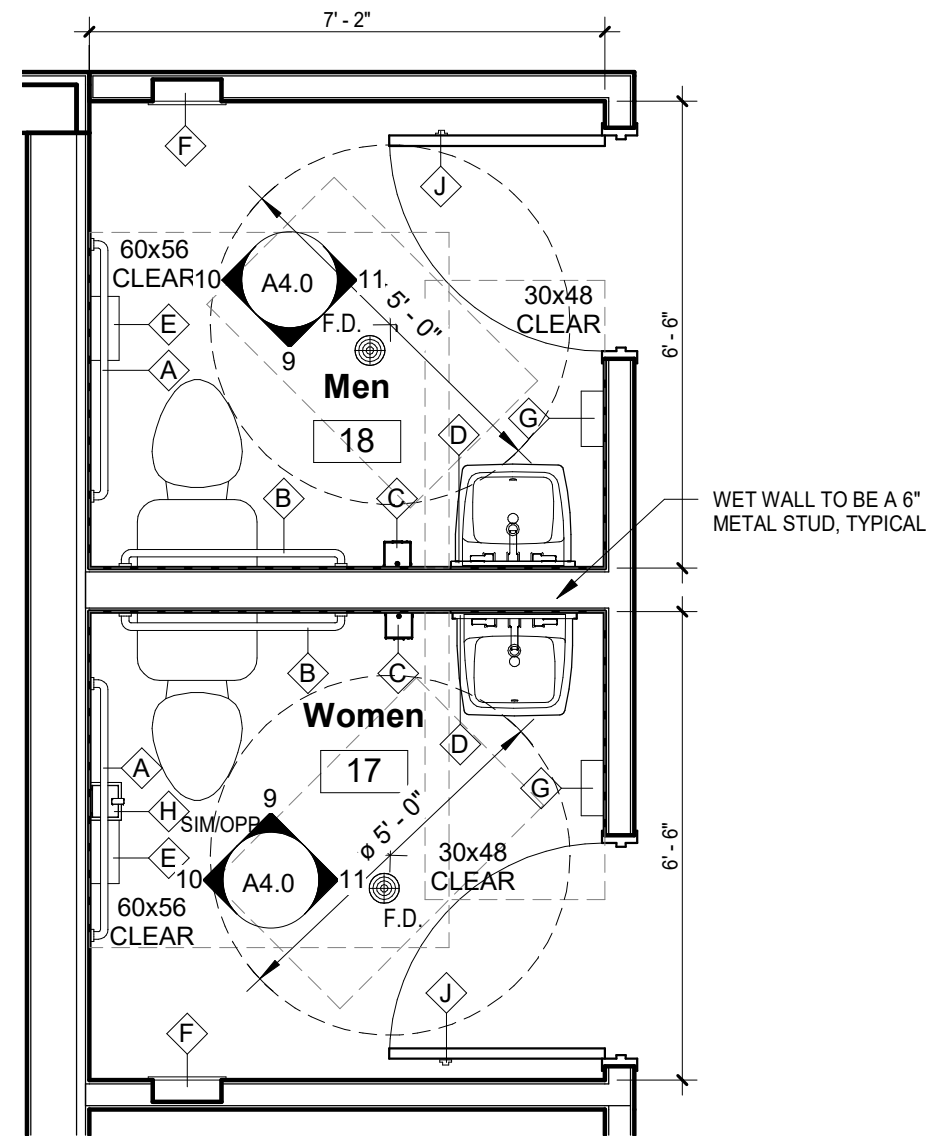




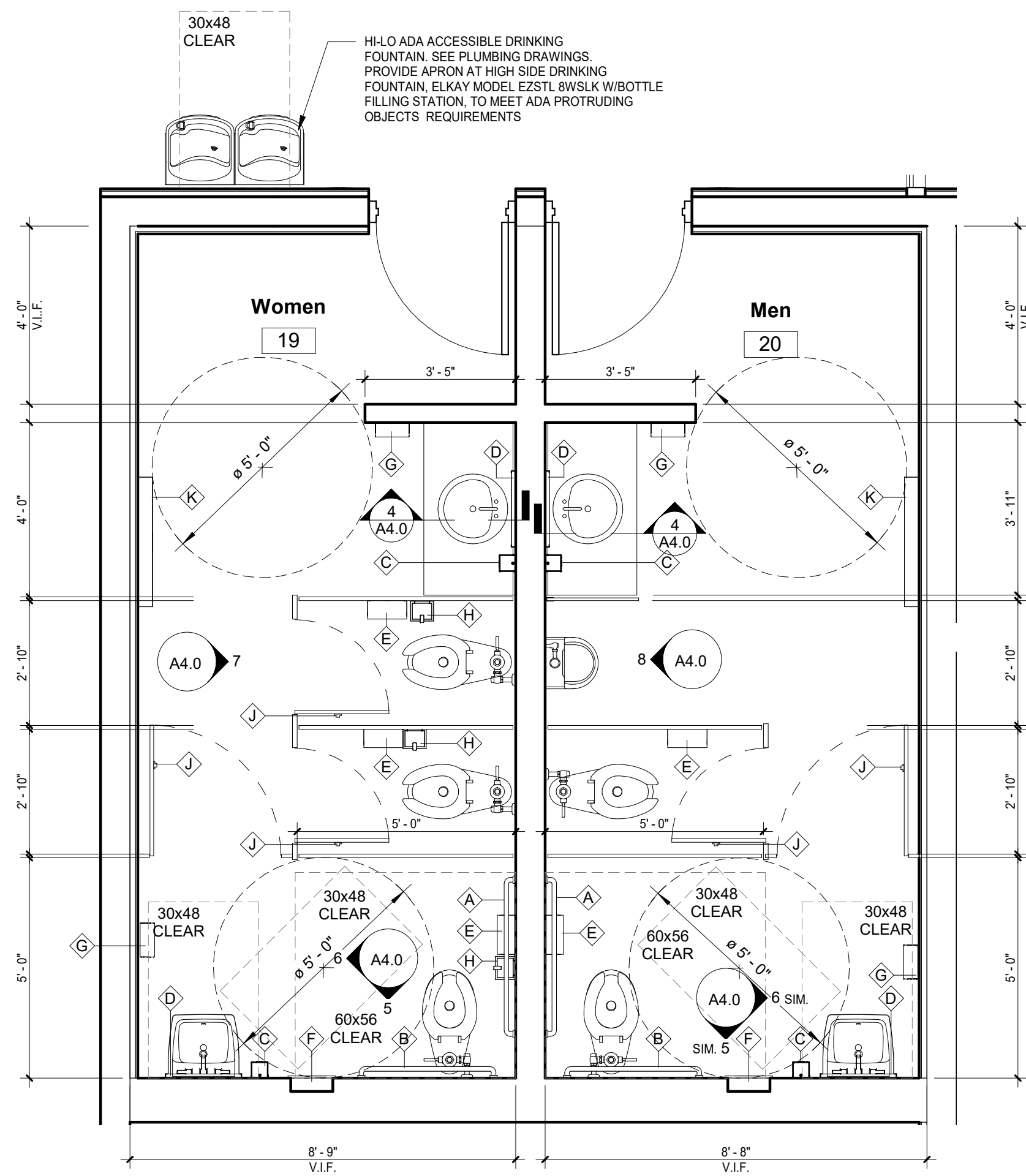
4 Casework Section-Vanity
A4.0 Scale: 3/4" = 1'-0"



3 Staff Restroom Floor Plan
A4.0 Scale: 3/8" = 1'-0"

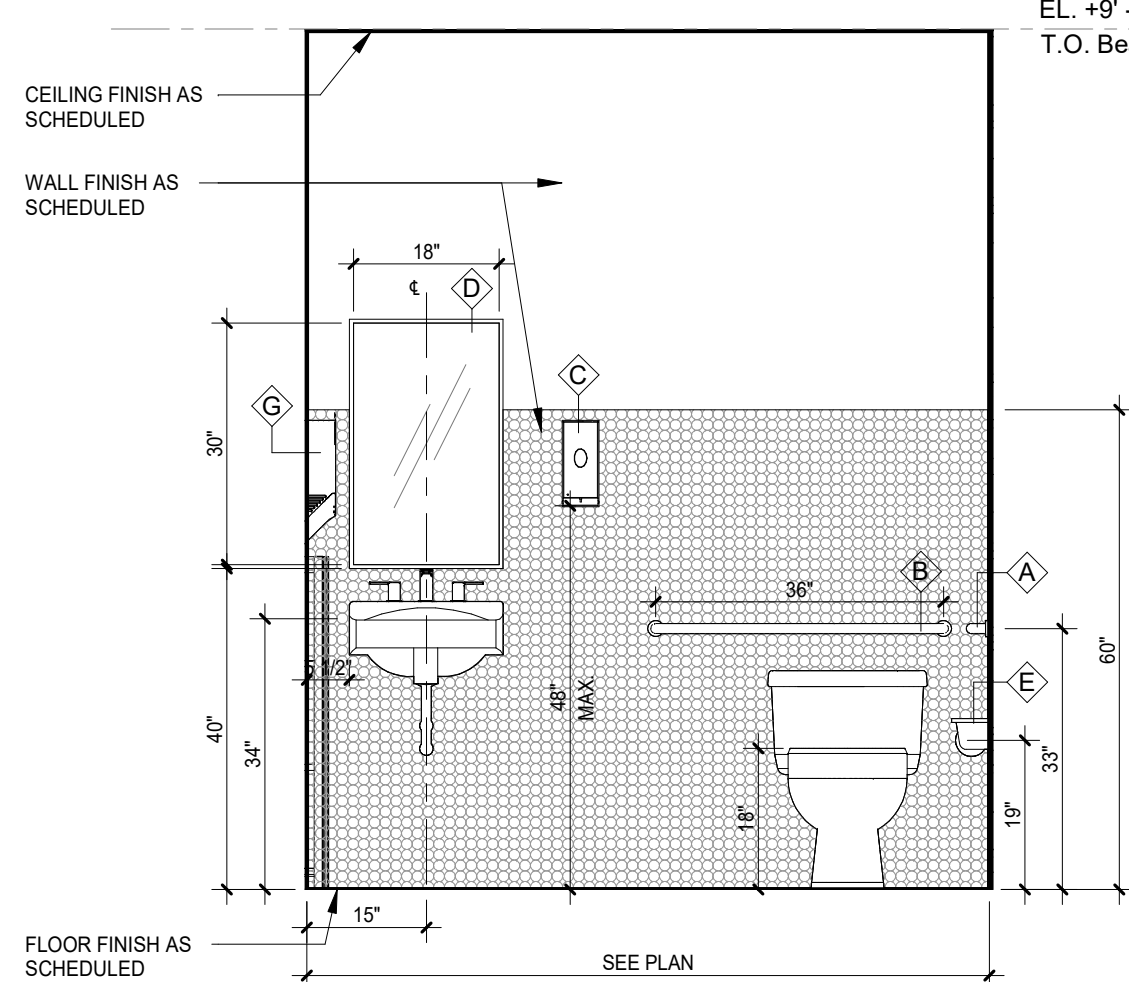


2 Restroom Floor Plan
A4.0 Scale: 3/8" = 1'-0"

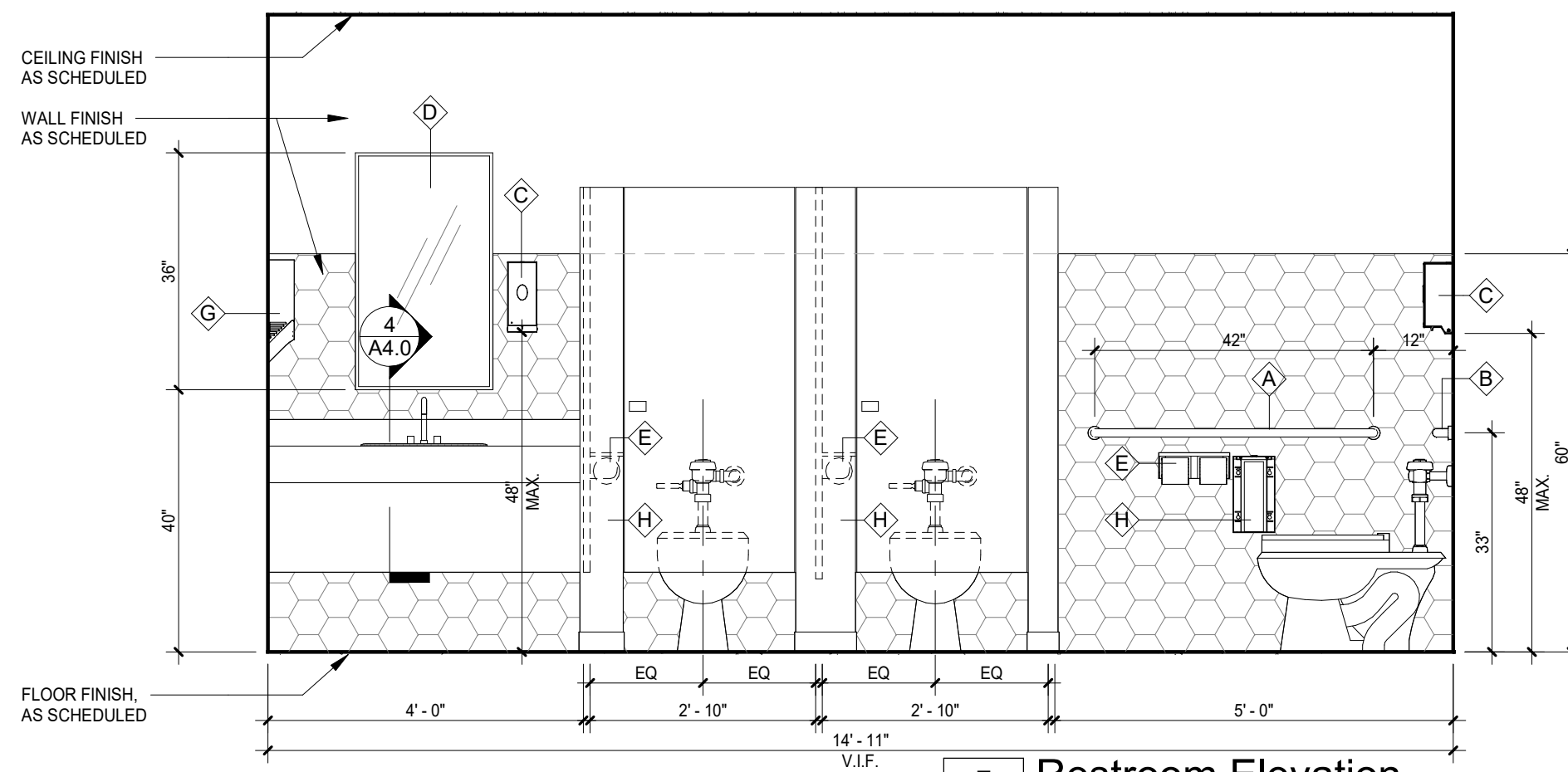


1 Restroom Floor Plan
A4.0 Scale: 3/8" = 1'-0"

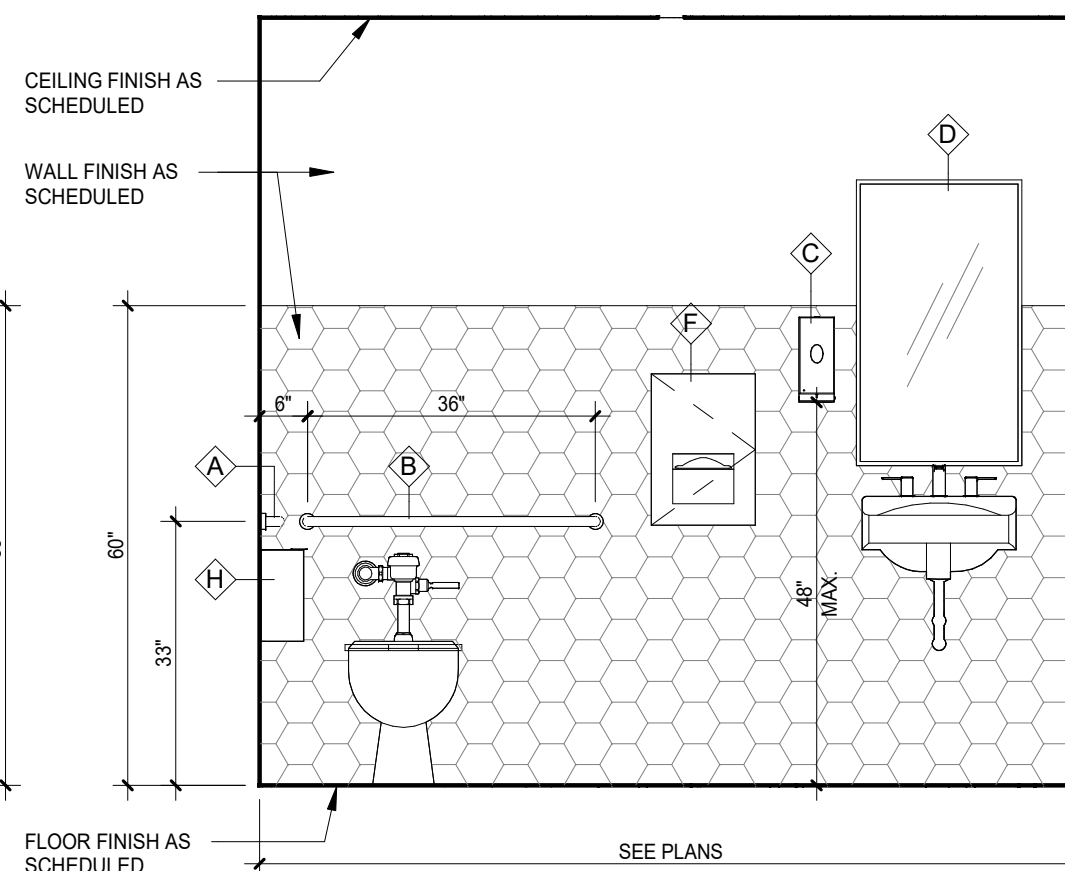
Accessory Legend	
A	NEW 1 1/2"Ø, 42" LONG GRAB BAR @ SIDE OF WATER CLOSET @+36" AFF BY BOBRICK, #B-6806X42 OR APPROVED EQUAL
B	NEW 1 1/2"Ø, 36" LONG GRAB BAR @ REAR OF WATER CLOSET @+36" AFF BY BOBRICK, #B-6806X36 OR APPROVED EQUAL
C	NEW WALL MOUNTED SOAP DISPENSER @ 48" A.F.F. BY BOBRICK, # B-2111 OR APPROVED EQUAL
D	NEW SURFACE MOUNTED MIRROR W/ 8" STAINLESS STEEL CHANNEL FRAME BOTTOM OF REFLECTIVE SURFACE @ 40" A.F.F. BY BOBRICK # B-165 1830 OR APPROVED EQUAL
E	NEW TOILET TISSUE DISPENSER: JUMBO CORE, HORIZONTAL DOUBLE ROLL, BY GRAINGER, #1ECK1 OR APPROVED EQUAL
F	NEW RECESSED PAPER TOWEL DISPENSER AND WASTE RECEPTACLE BY BOBRICK -#B-36903 OR APPROVED EQUAL
G	NEW WALL MOUNTED HAND DRYER BY DYSON -AIRBLADE V AB12 OR APPROVED EQUAL
H	NEW STAINLESS STEEL SANITARY NAPKIN RECEPTACLE BY BOBRICK -#B-270 OR APPROVED EQUAL
J	NEW STAINLESS STEEL COAT HOOK BY BOBRICK -#B-78717 OR APPROVED EQUAL
K	NEW WALL HUNG BABY CHANGING STATION BY BOBRICK KOALA KARE HORIZONTAL WALL MOUNTED - WHITE GRANITE -#KB200-05 OR APPROVED EQUAL
GENERAL RESTROOM NOTES:	
1. SEE SHEET A0.1 FOR ALL TYPICAL ADA CLEARANCES AND MOUNTING LOCATIONS.	
2. ALL RESTROOM DIMENSIONS ARE CLEAR DIMENSIONS.	
3. ALL PLUMBING FIXTURES SHALL BE ADA ACCESSIBLE. SEE PLUMBING PLANS FOR FIXTURE SCHEDULE.	
4. ACCESSIBLE LAVATORIES SHALL BE AT LEAST 19-INCHES WIDE BY 17-INCHES DEEP, NOMINAL SIZE, AND WALL MOUNTED, PER 202 FBC-A, SECTION 604.8.1.6	
5. WALL HUNG CASEWORK, FIXTURES AND ACCESSORIES SHALL BE SECURED TO BACKING PER FBC 2020(7TH EDT), BUILDING SECTION 2517.5.1.1 AND 2517.5.1.2	
6. ADA SIGNAGE TO BE PROVIDED AT RESTROOM DOORS MOUNTED ON THE WALL ADJACENT TO THE DOOR LATCH AT 60" A.F.F. TO THE CENTER OF THE SIGN. SIGNAGE SHALL BE PROVIDED WITH RAISED AND BRAILLE CHARACTERS AND PICTORIAL SYMBOLS PER FBC 2020 ACCESSIBILITY(7TH EDT), SECTION 703.	
7. WATER SUPPLY AND DRAIN PIPES UNDER LAVATORIES AND SINKS SHALL BE INSULATED OR OTHERWISE CONFIGURED TO PROTECT AGAINST CONTACT. THERE SHALL BE NO SHARP OR ABRASIVE SURFACE UNDER LAVATORIES AND SINKS.	



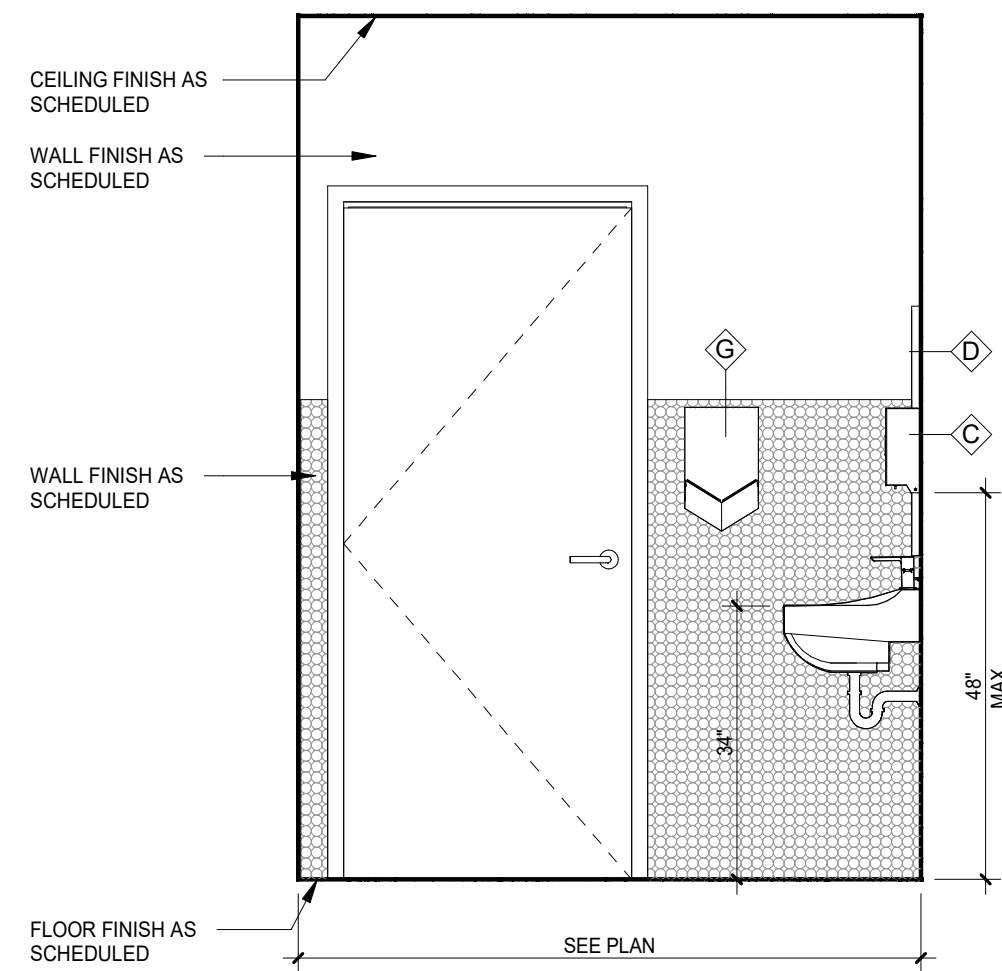
9 Restroom Elevation
A4.0 Scale: 1/2" = 1'-0"



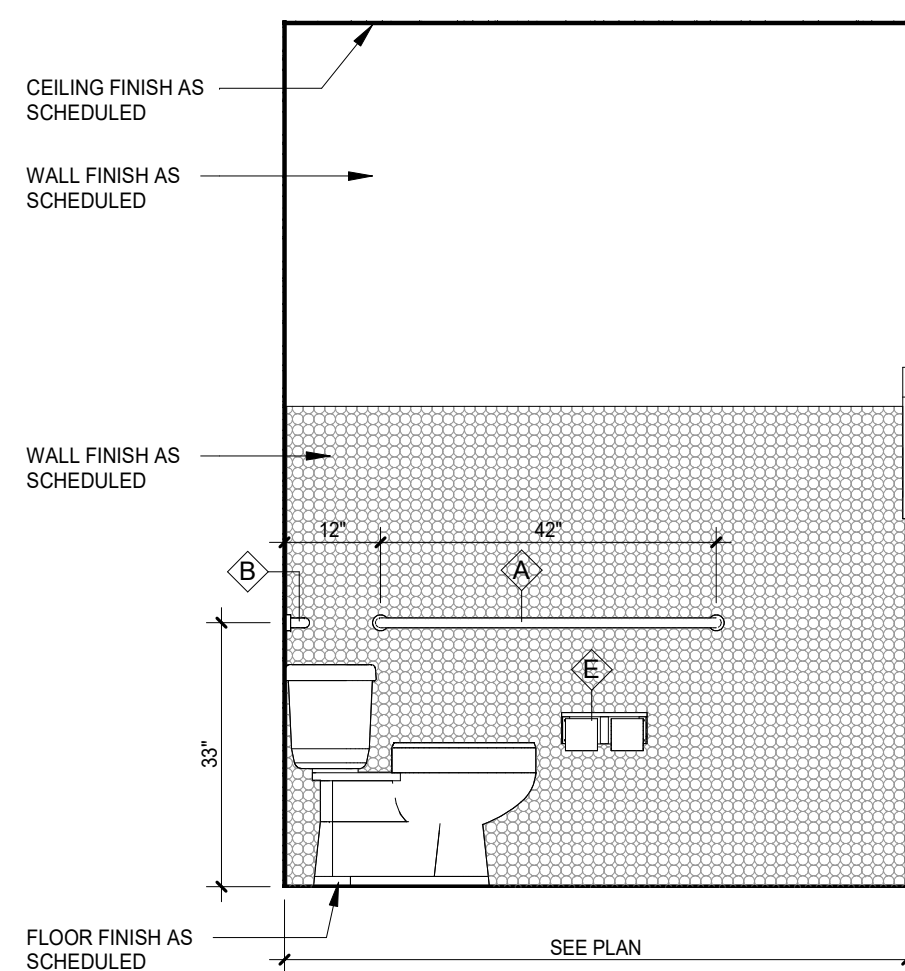
7 Restroom Elevation
A4.0 Scale: 1/2" = 1'-0"



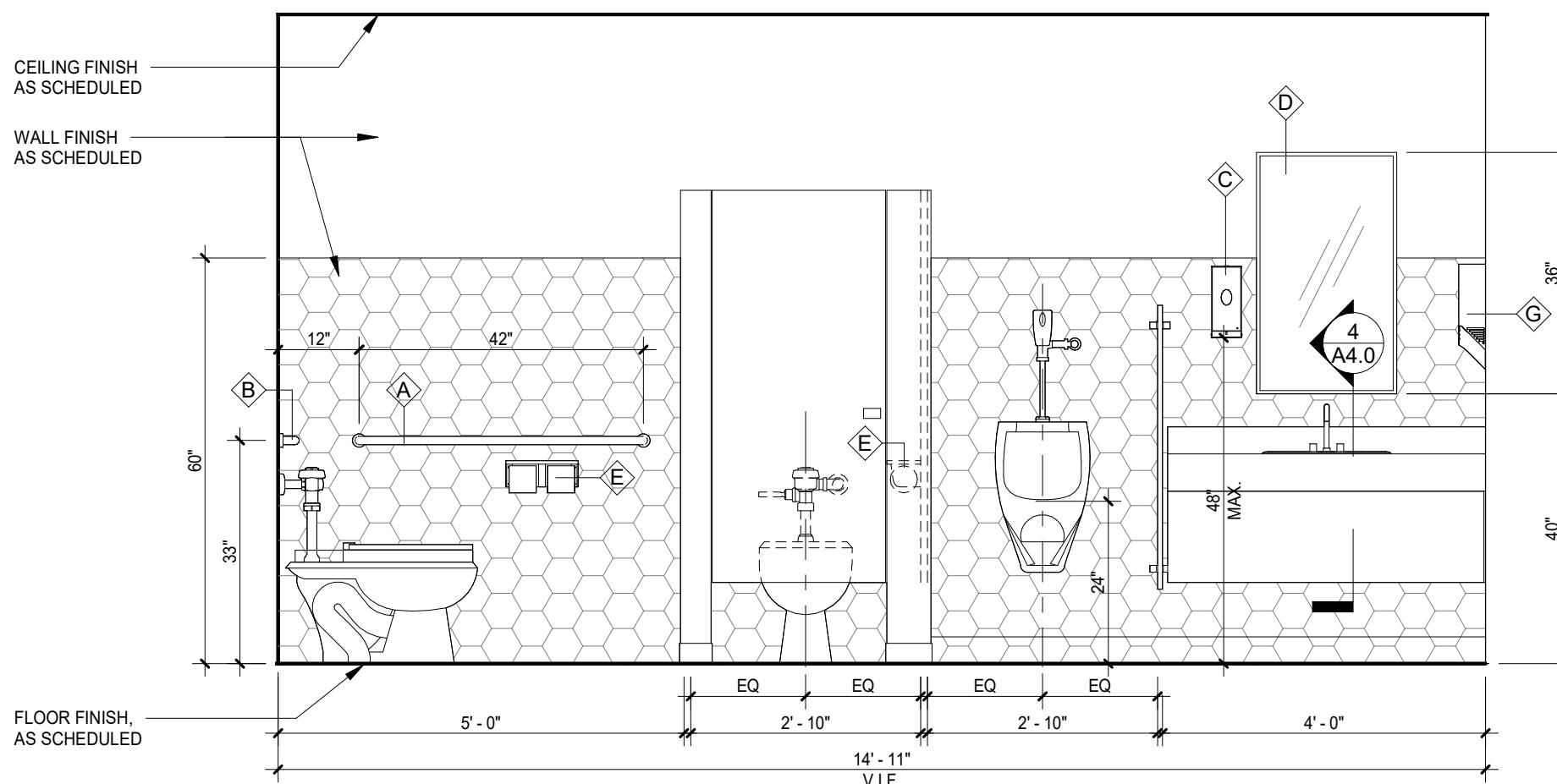
5 Restroom Elevation
A4.0 Scale: 1/2" = 1'-0"



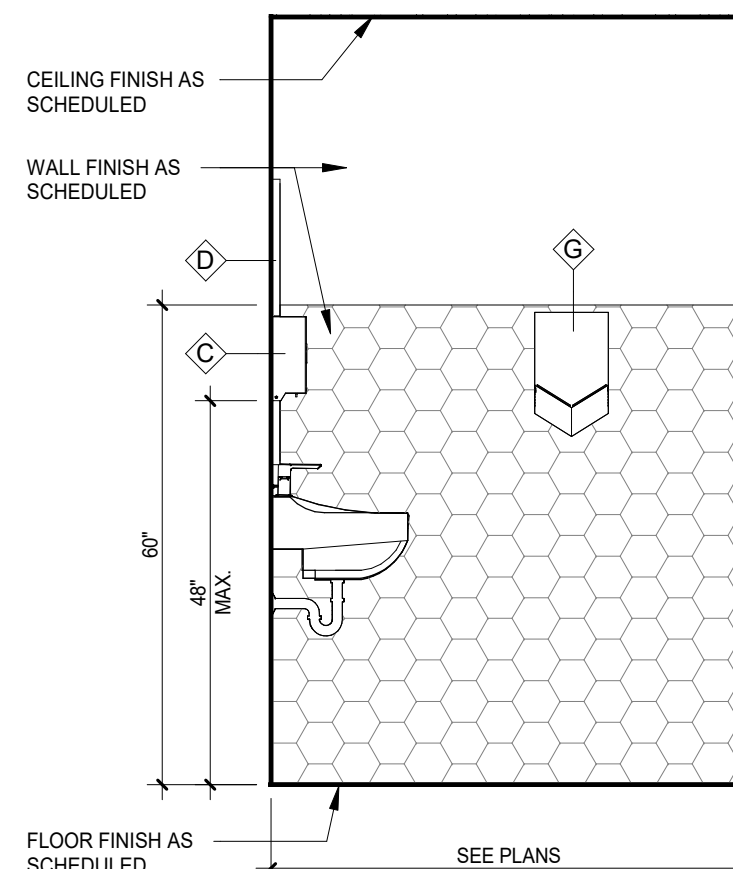
11 Restroom Elevation
A4.0 Scale: 1/2" = 1'-0"



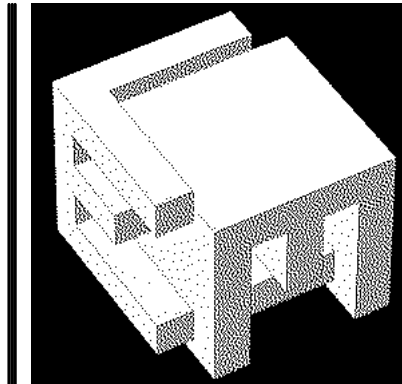
10 Restroom Elevation
A4.0 Scale: 1/2" = 1'-0"



8 Restroom Elevation
A4.0 Scale: 1/2" = 1'-0"



6 Restroom Elevation
A4.0 Scale: 1/2" = 1'-0"



ELM ARCH

8950 SW 74TH Court
Suite 1204
Miami, FL 33156
786-391-2646

Qualifier: Erik Lloyd Myers
State of Florida: AR 93574

Sign & Seal: Erik Lloyd Myers
State of Florida: AR 93574

OWNER:

Miami Lakes Branch Library

6699 Windmill Gate Road
Miami Lakes, FL 33014

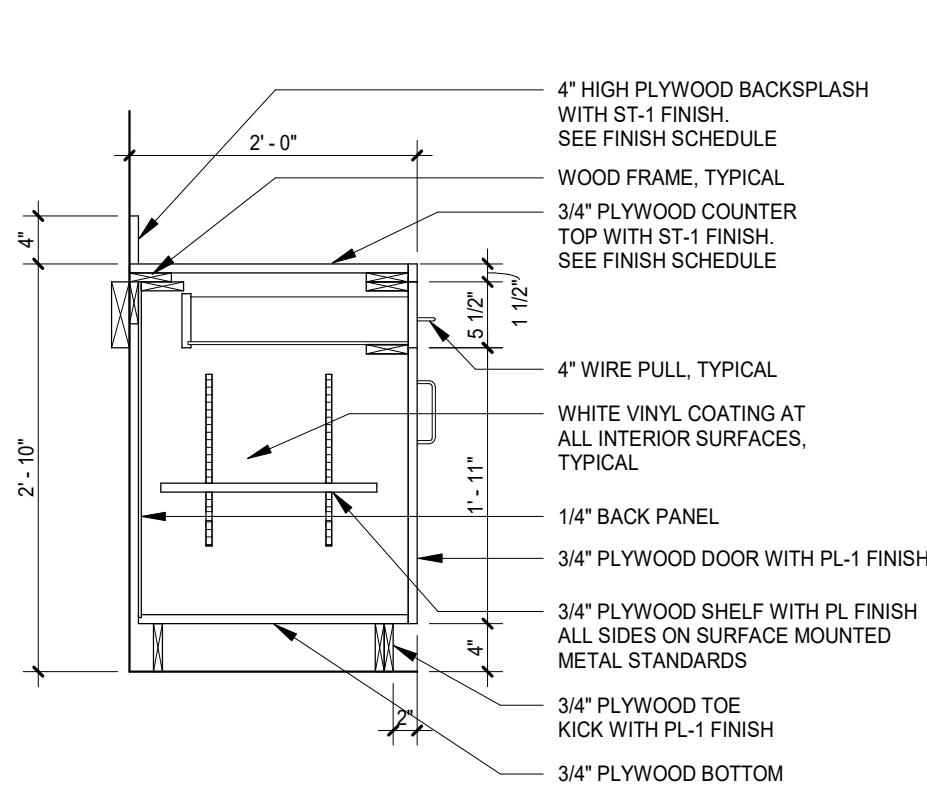
TITLE: Restrooms

REVISION
1 COMMENTS 08-28-23

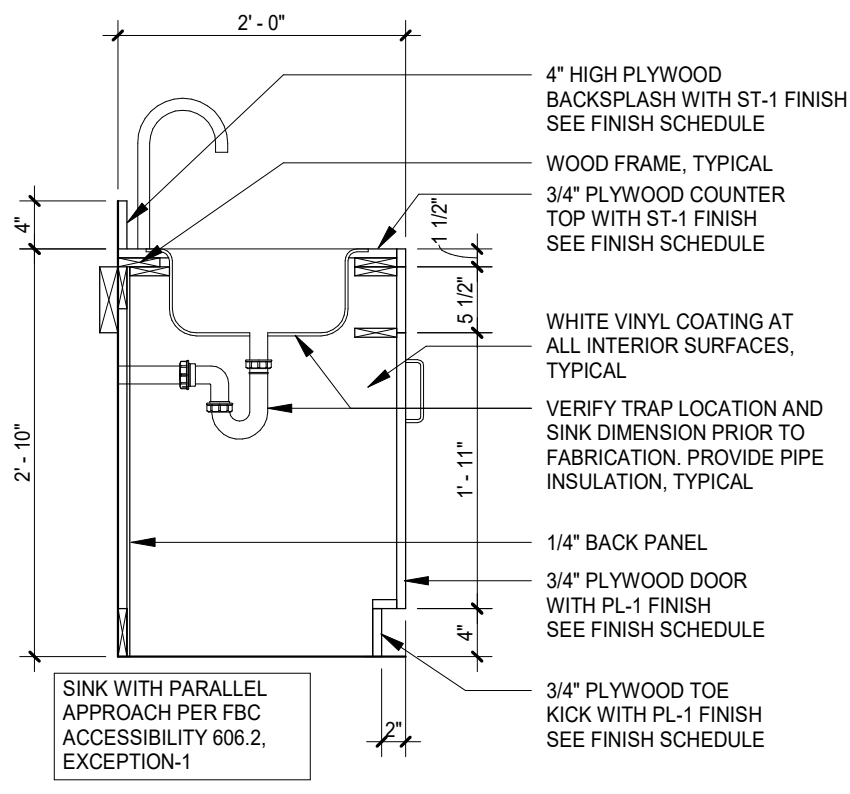
DATE
04-03-2023
PROJECT NUMBER
19119
SHEET NUMBER

A4.0

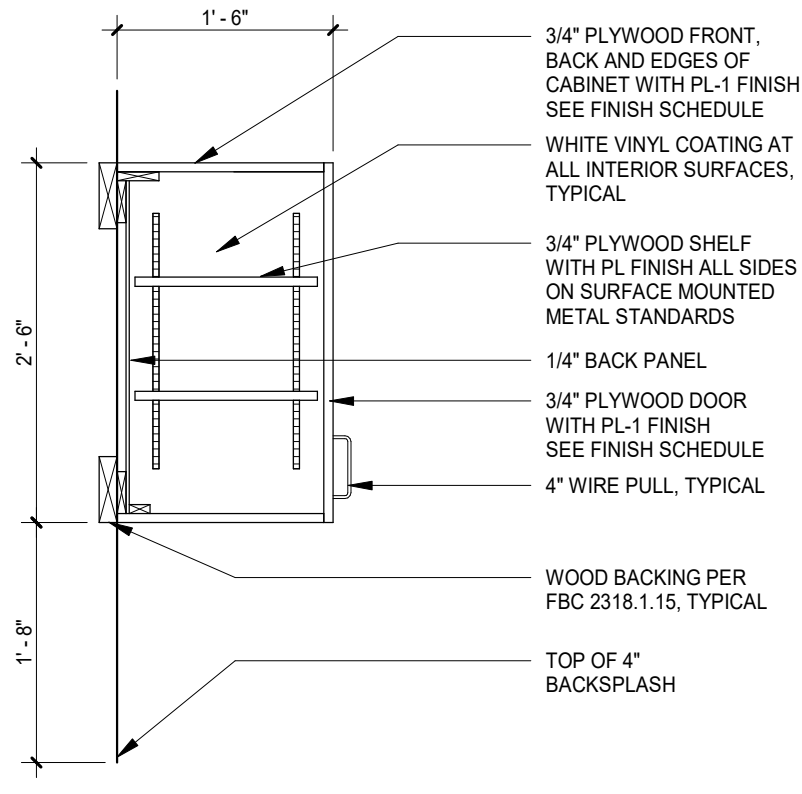
17 OF 29



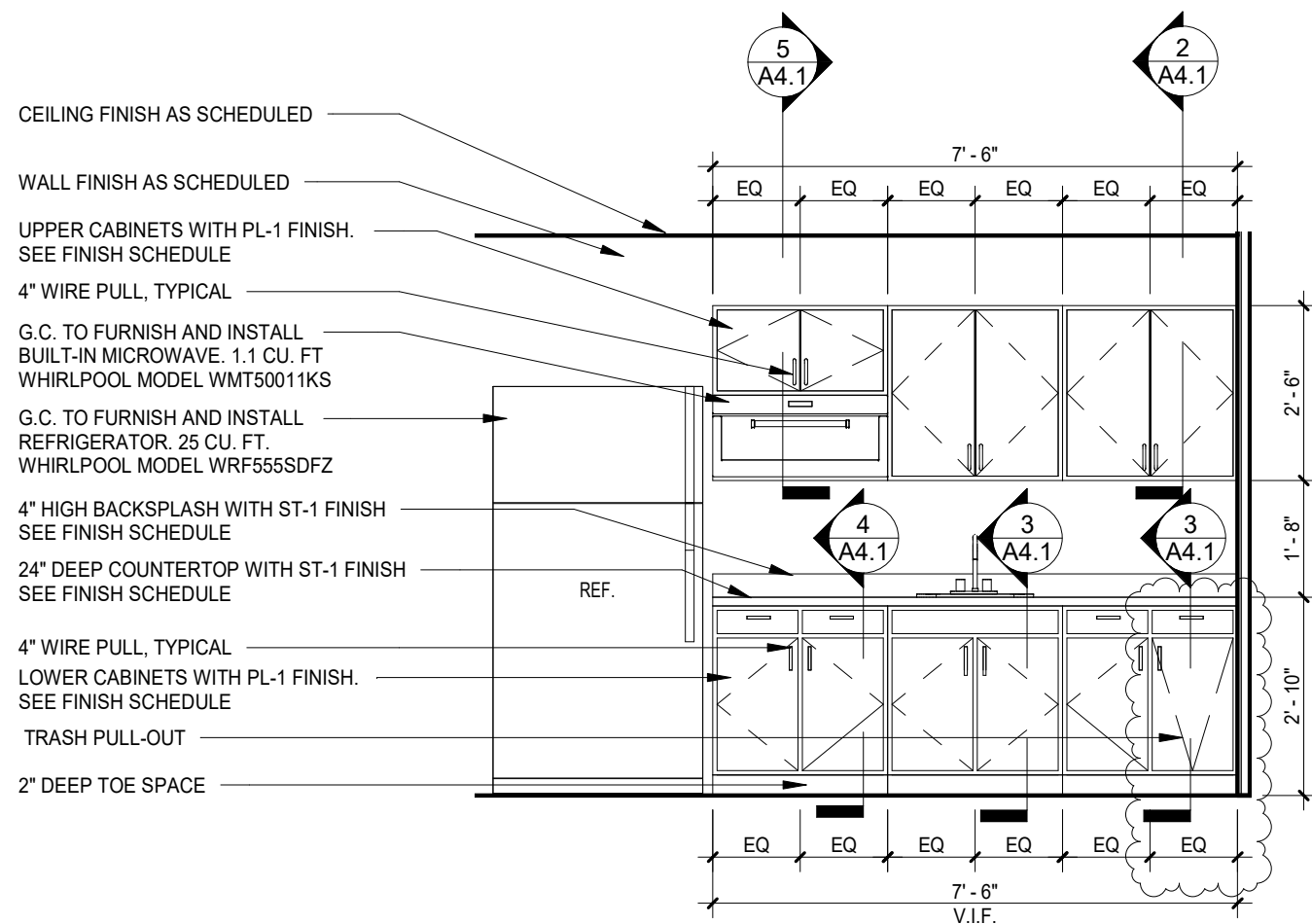
4 Casework Section
Scale: 3/4" = 1'-0"



3 Casework Section
Scale: 3/4" = 1'-0"

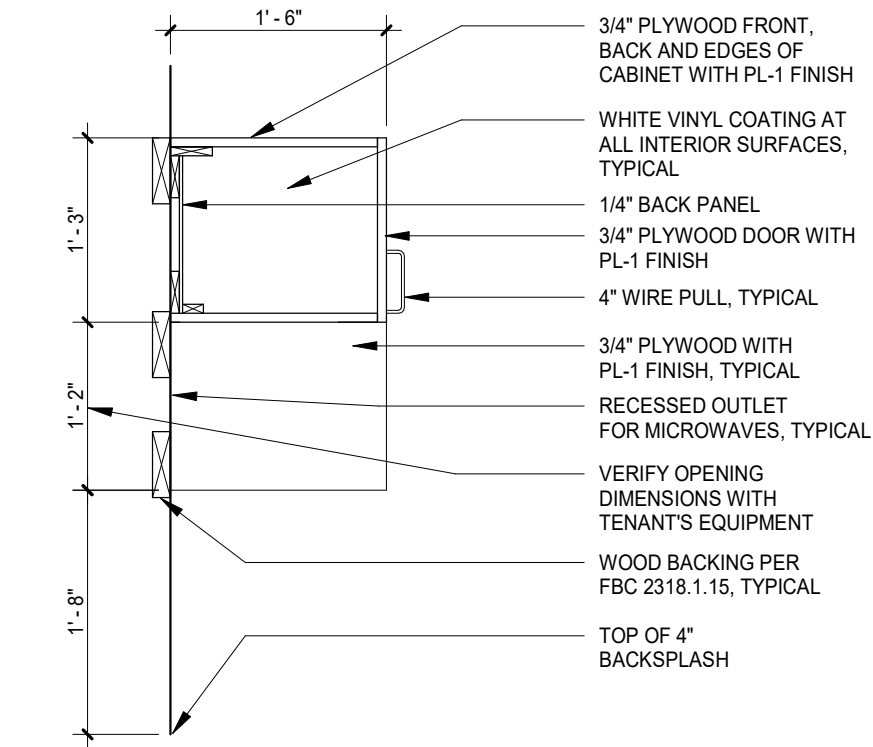


2 Casework Section
Scale: 3/4" = 1'-0"

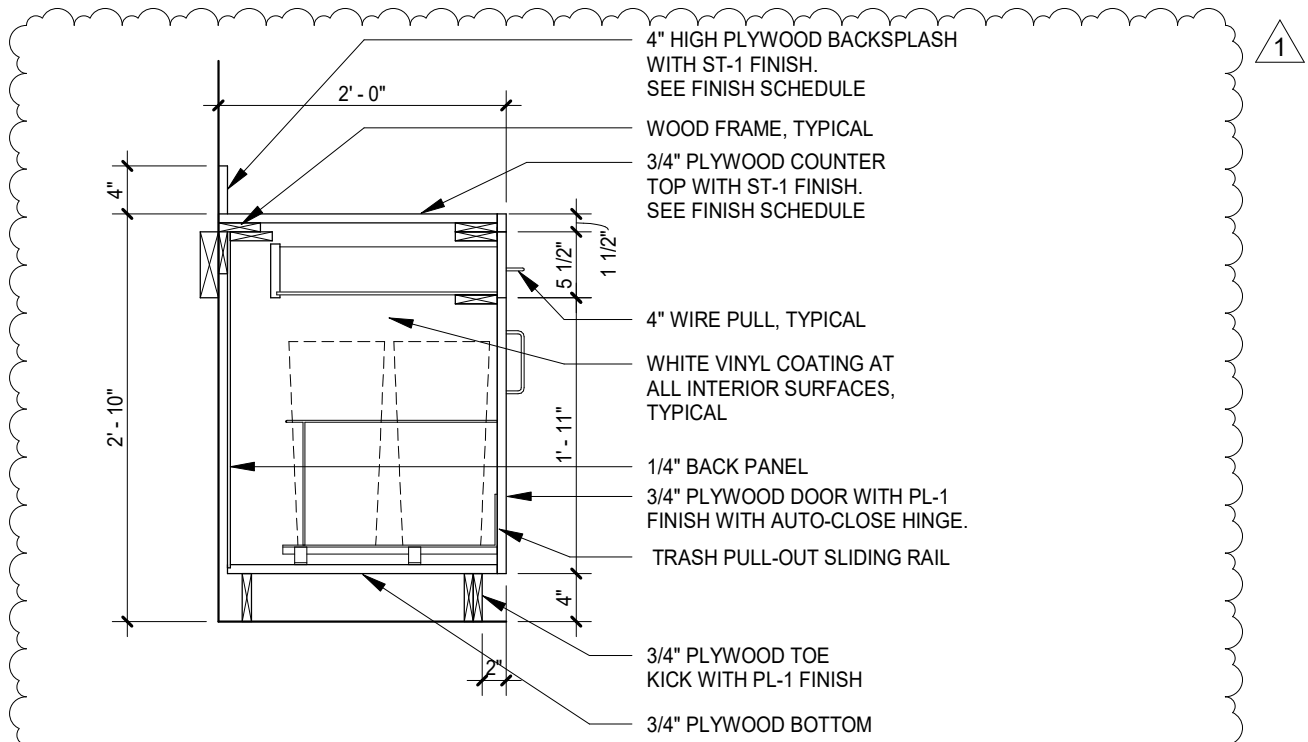


1 Break Room Elevation
Scale: 3/8" = 1'-0"

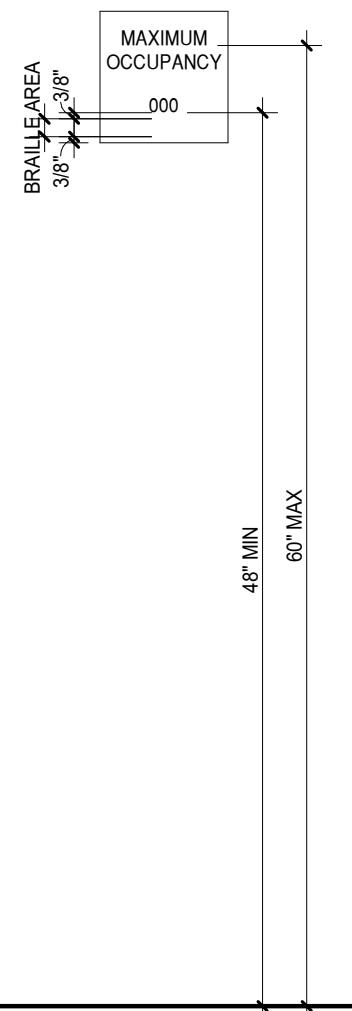
- Millwork Sheet Notes**
- WHERE ELECTRICAL WORK IS SPECIFIED IN CASEWORK, LAMPS AND LIGHTING FIXTURES ARE TO BE PROVIDED BY THE CABINET CONTRACTOR. CUTOUPS FOR SWITCHES/RECEPTACLES/ WIRING SHALL BE COORDINATED WITH THE ELECTRICAL CONTRACTOR.
 - ALL DRAWERS TO HAVE FULL EXTENSION SLIDES & SOFT CLOSE HARDWARE BY HAFELE OR APPROVED EQUAL U.O.N. REFER TO DRAWINGS FOR FURTHER SPECIFICATIONS.
 - ALL CABINET DOORS SHALL HAVE EURO/CUP CABINET DOOR HINGES BY HAFELE OR APPROVED EQUAL U.O.N. REFER TO DRAWINGS FOR FURTHER SPECIFICATIONS.
 - ALL DRAWERS/ CABINETS DOORS SHALL HAVE SOFT-CLOSE HINGES/ HARDWARE
 - MILLWORK SUB SHALL PROVIDE DETAILED SHOP DRAWINGS W/ FINISHES & HARDWARE.
 - ALL MILLWORK SHALL HAVE 3/4" PLYWOOD CONSTRUCTION, COVER IN PLASTIC LAMINATE ON ALL EXPOSED SURFACES.



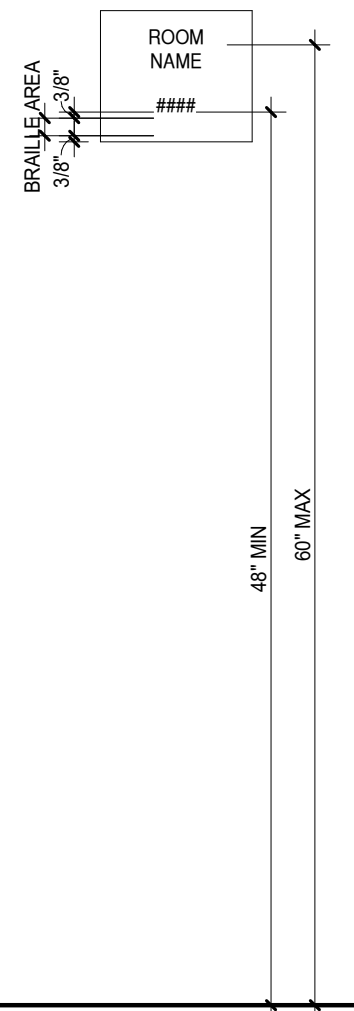
5 Casework Section
Scale: 3/4" = 1'-0"



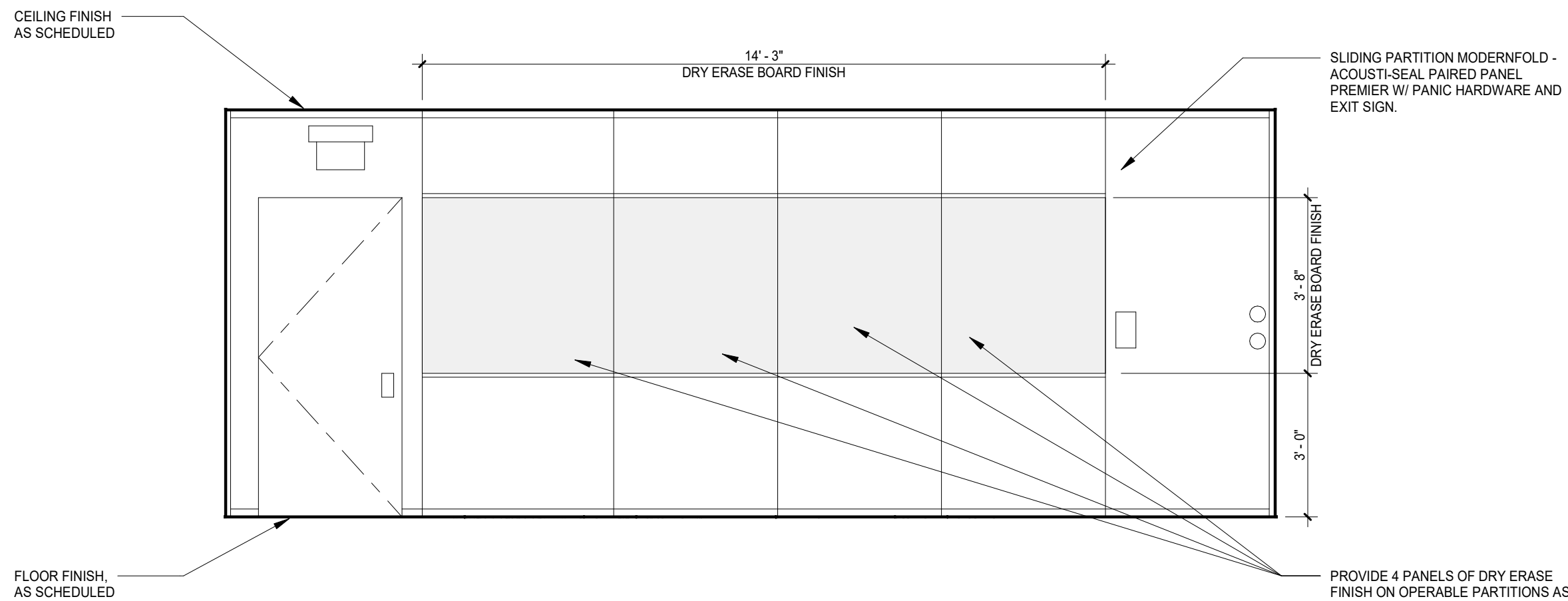
7 Casework Section - Trash Pull-out
Scale: 3/4" = 1'-0"



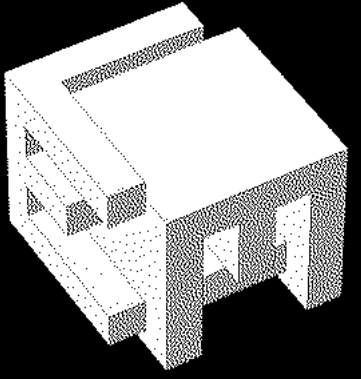
8 Interior Sign
Scale: 1" = 1'-0"



9 Interior Sign
Scale: 1" = 1'-0"



6 Operable Partition Elevation View
Scale: 3/8" = 1'-0"



ELM ARCH
8950 SW 74TH Court
Suite 1204
Miami, FL 33156
786-391-2646

Qualifier: Erik Lloyd Myers
State of Florida: AR 93574

Sign & Seal: Erik Lloyd Myers
State of Florida: AR 93574

OWNER:

Miami Lakes Branch Library

6689 Windmill Gate Road
Miami Lakes, FL 33014

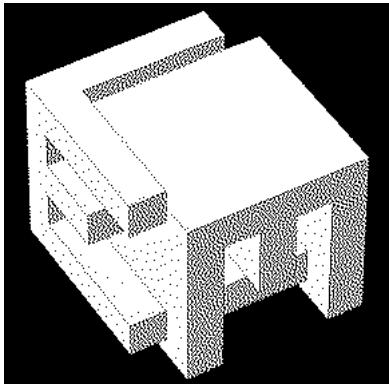
TITLE: Casework Details

REVISION		
1	COMMENTS	08-28-23

DATE
04-03-2023
PROJECT NUMBER
19119
SHEET NUMBER

A4.1

18 OF 29



ELM ARCH

8950 SW 74TH Court
Suite 1204
Miami, FL 33156
786-391-2646

Qualifier: Erik Lloyd Myers
State of Florida: AR 93574

Sign & Seal: Erik Lloyd Myers
State of Florida: AR 93574

OWNER:

Miami Lakes Branch Library

6699 Windmill Gate Road
Miami Lakes, FL 33014

TITLE: Building Elevations

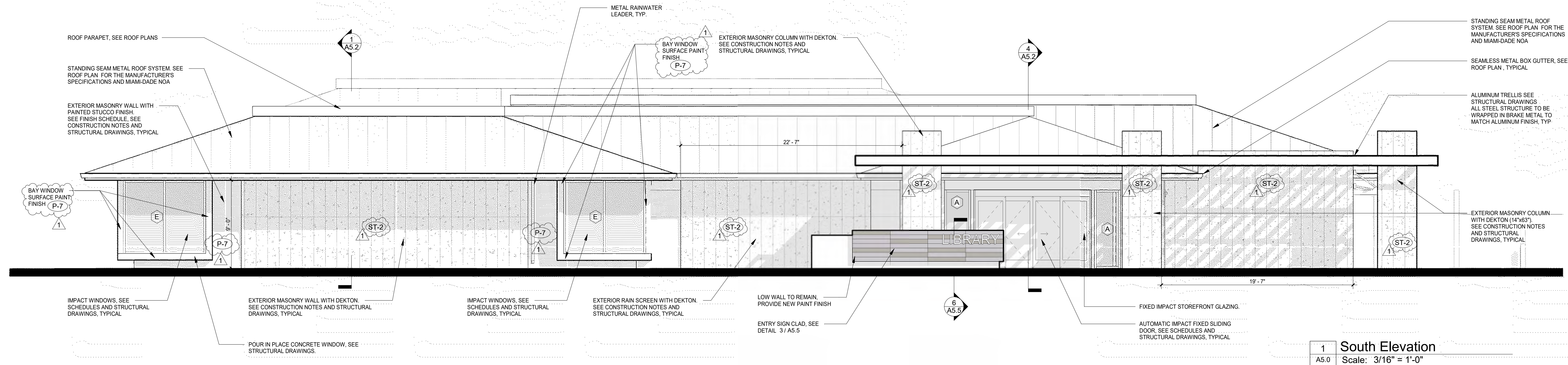
REVISION
1 COMMENTS 08-28-23

DATE
04-03-2023
PROJECT NUMBER
19119
SHEET NUMBER

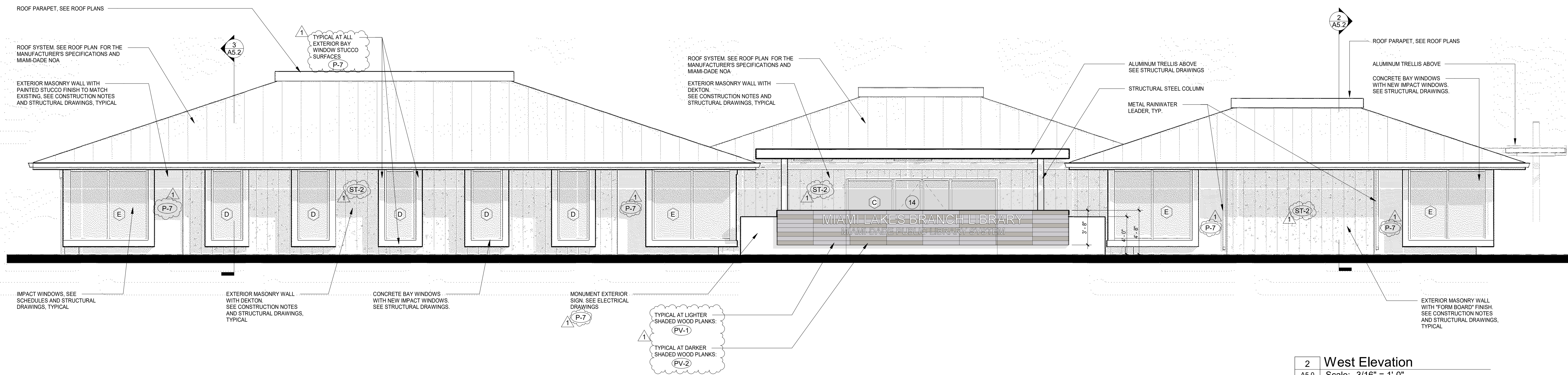
A5.0

19 OF 29

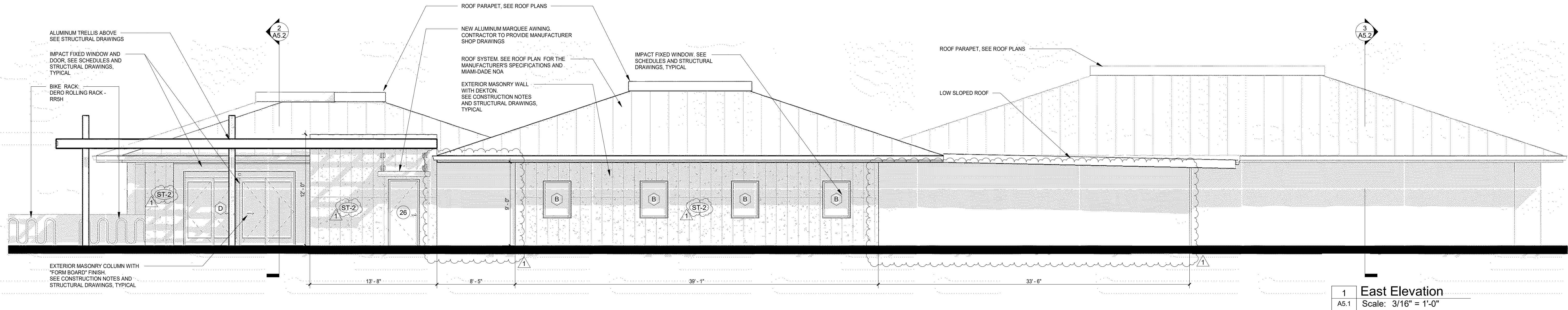
FINISH LEGEND	
NOTE: SEE FINISH SCHEDULE FOR FINISH SPECIFICATIONS	
ST-2	INDICATES FINISH PER SCHEDULE



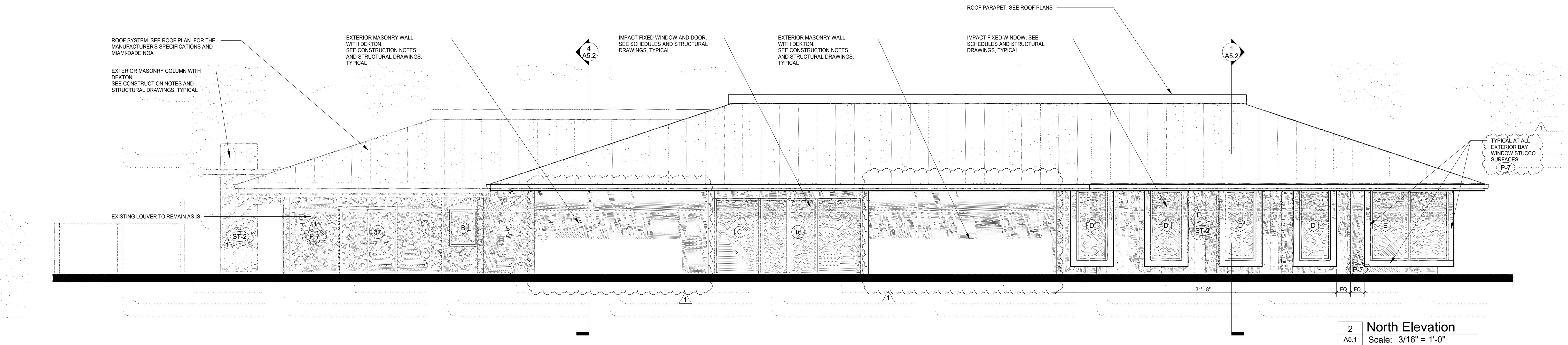
1 South Elevation
Scale: 1/16" = 1'-0"



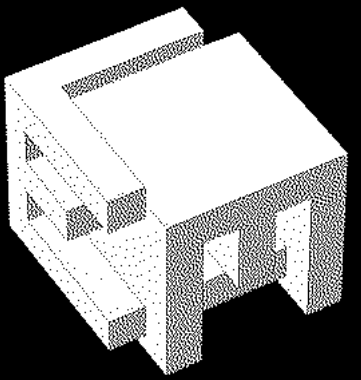
2 West Elevation
Scale: 1/16" = 1'-0"



1 East Elevation
A5.1 Scale: 3/16" = 1'-0"



2 North Elevation
A5.1 Scale: 3/16" = 1'-0"



ELM ARCH

8950 SW 74TH Court
Suite 1204
Miami, FL 33156
786-391-2646

Qualifier: Erik Lloyd Myers
State of Florida: AR 93574

Sign & Seal: Erik Lloyd Myers
State of Florida: AR 93574

OWNER:

Miami Lakes Branch Library

6699 Windmill Gate Road
Miami Lakes, FL 33014

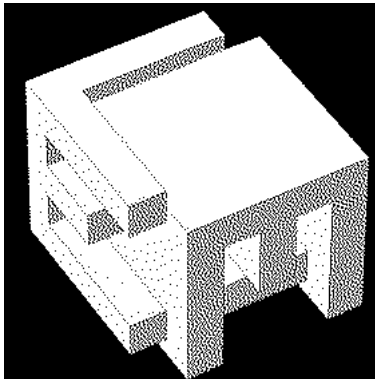
TITLE: Building Elevations

REVISION		
1	COMMENTS	08-28-23

DATE
04-03-2023
PROJECT NUMBER
19119
SHEET NUMBER

A5.1

20 OF 29



ELM ARCH

8950 SW 74TH Court
Suite 1204
Miami, FL 33156
786-391-2646

Qualifier: Erik Lloyd Myers
State of Florida: AR 93574

Sign & Seal: Erik Lloyd Myers
State of Florida: AR 93574

OWNER:

Miami Lakes Branch Library

6699 Windmill Gate Road
Miami Lakes, FL 33014

TITLE: Sections

REVISION

DATE

04-03-2023

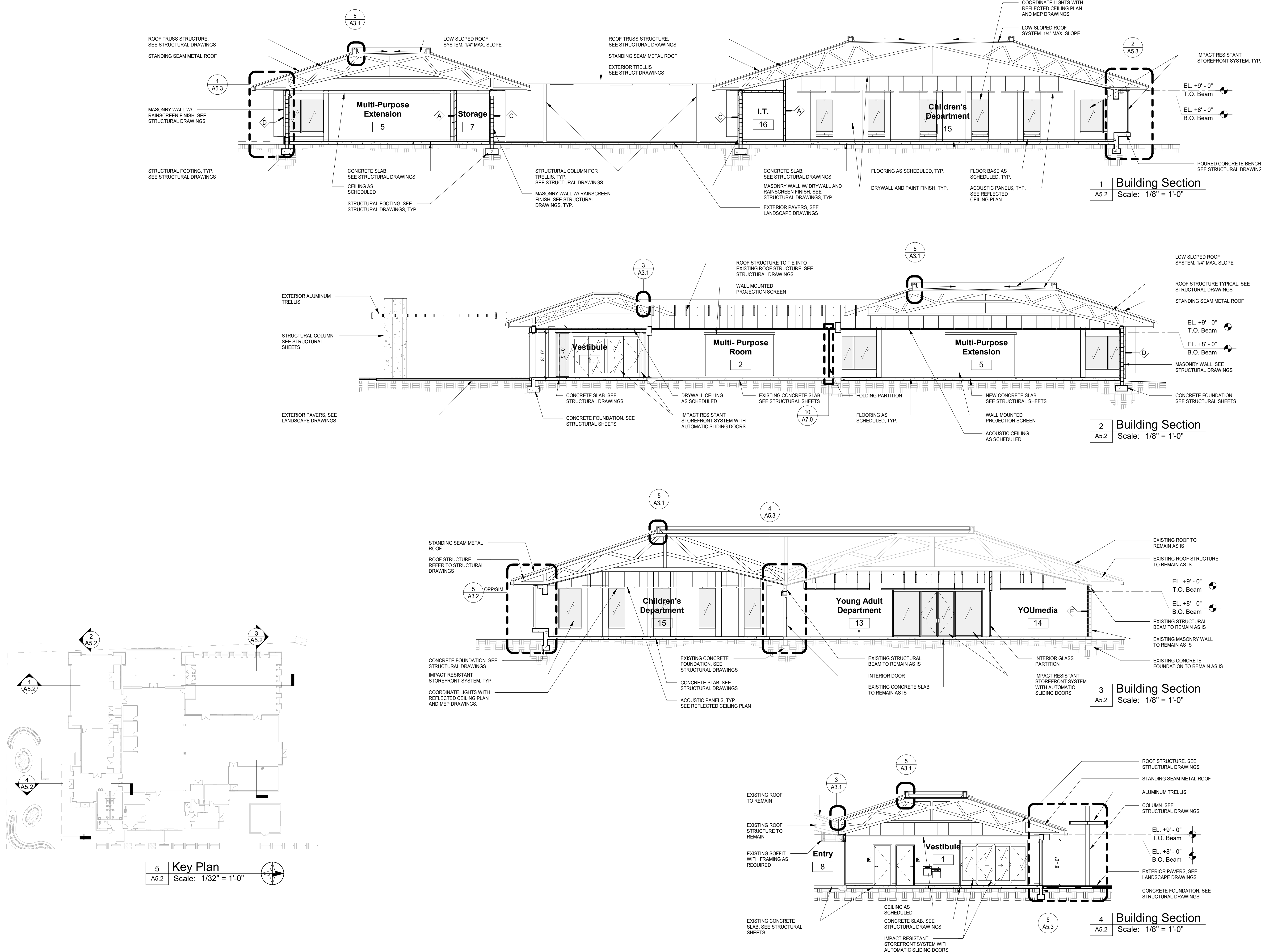
PROJECT NUMBER

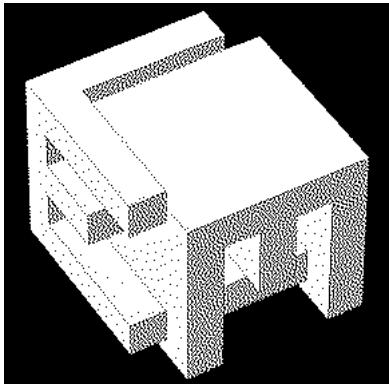
19119

SHEET NUMBER

A5.2

21 OF 29





ELM ARCH

8950 SW 74TH Court
Suite 1204
Miami, FL 33156
786-391-2646

Qualifier:
State of Florida: Erik Lloyd Myers
AR 93574

Sign & Seal:
State of Florida: Erik Lloyd Myers
AR 93574

OWNER:

Miami Lakes Branch Library

6699 Windmill Gate Road
Miami Lakes, FL 33014

TITLE: Wall Sections

REVISION

1	COMMENTS	08-28-23
---	----------	----------

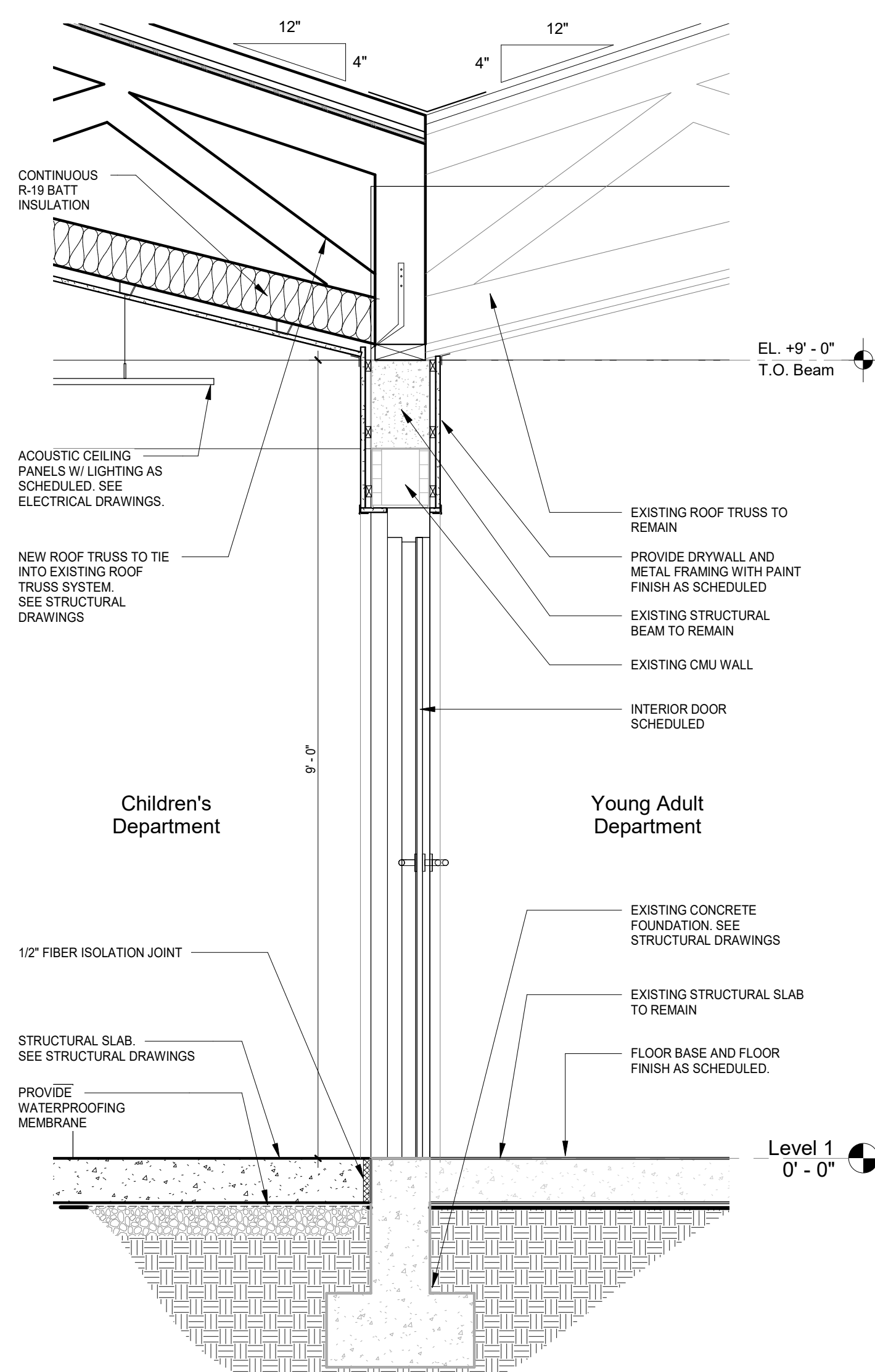
DATE
04-03-2023

PROJECT NUMBER
19119

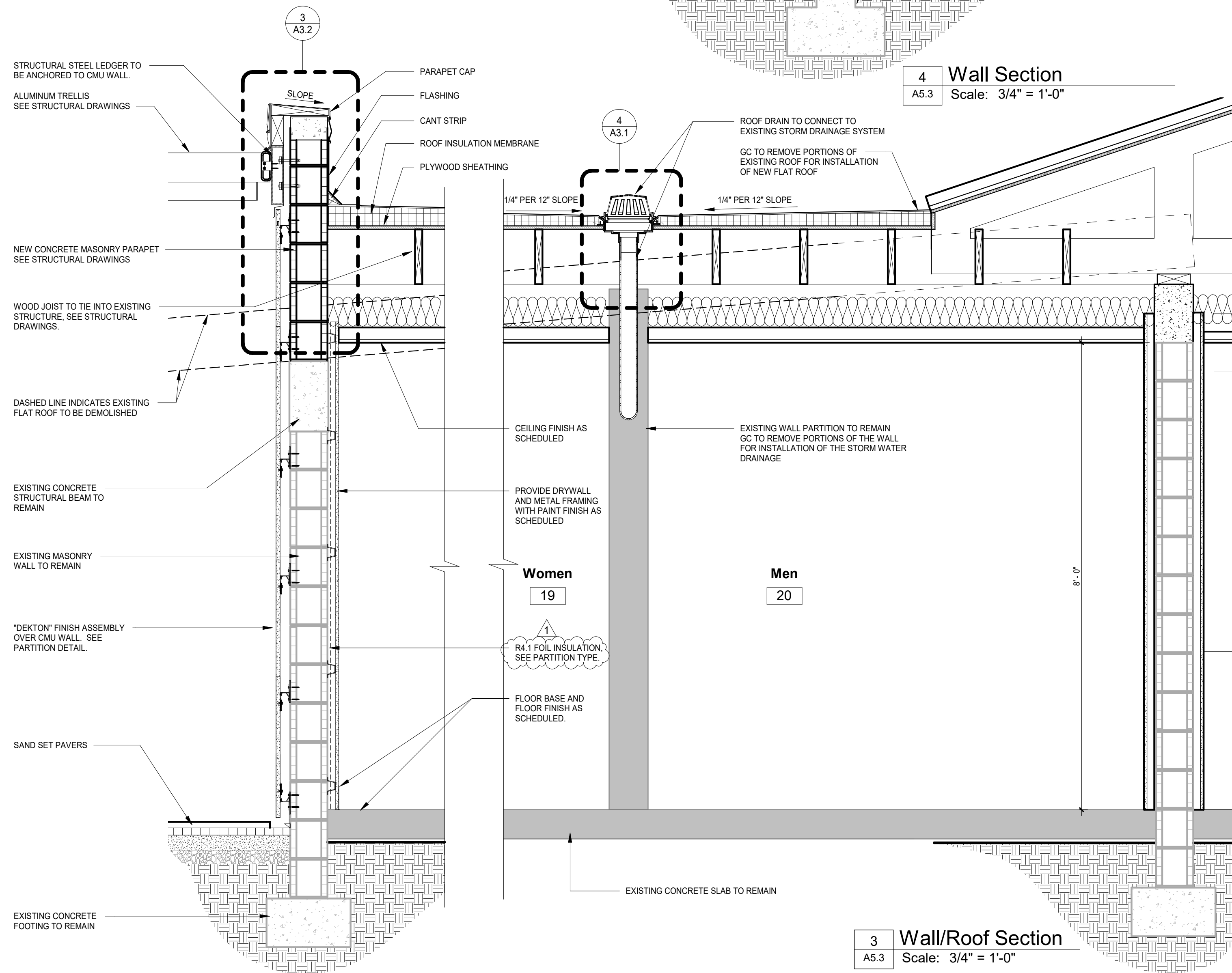
SHEET NUMBER

A5.3

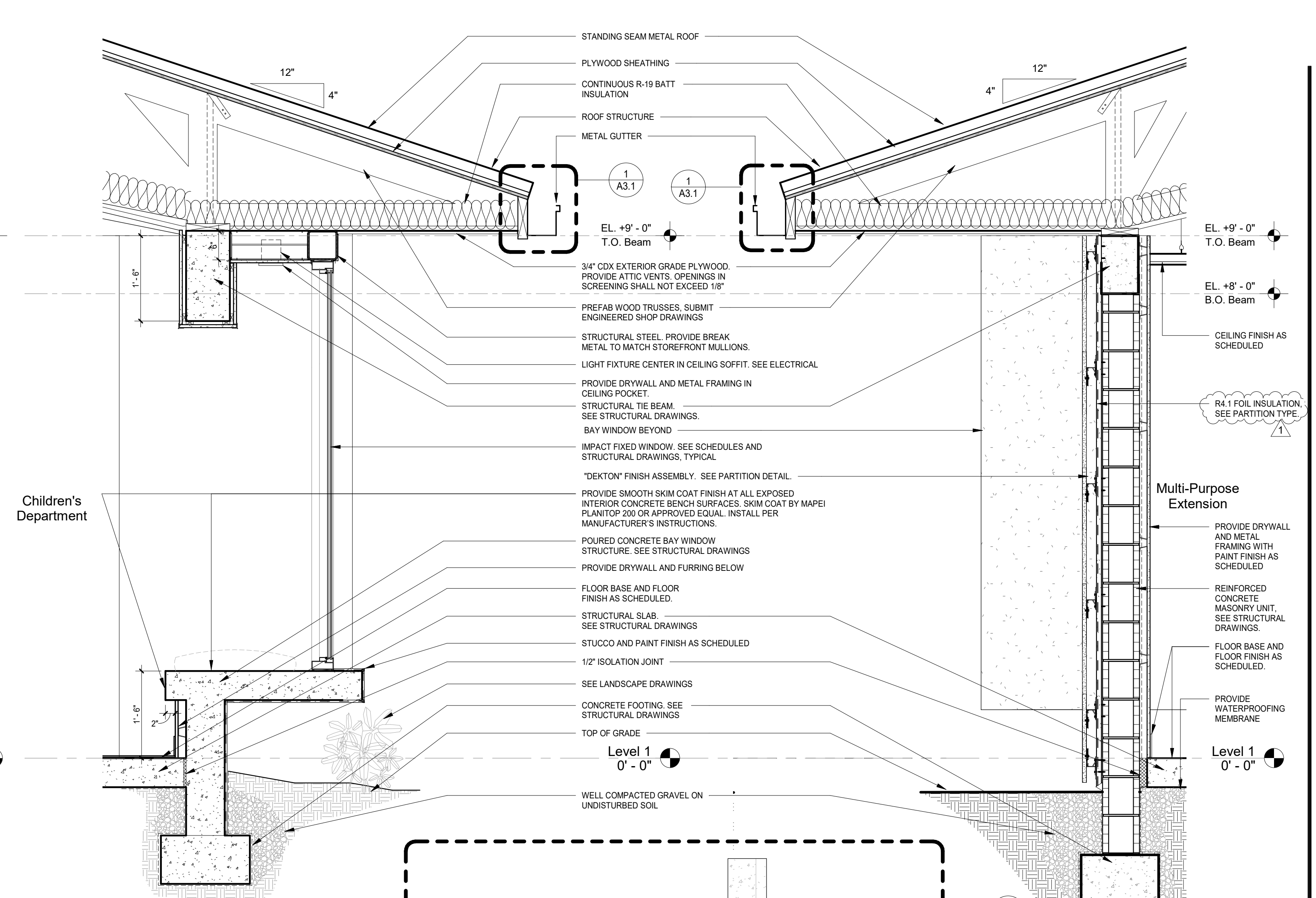
22 OF 29



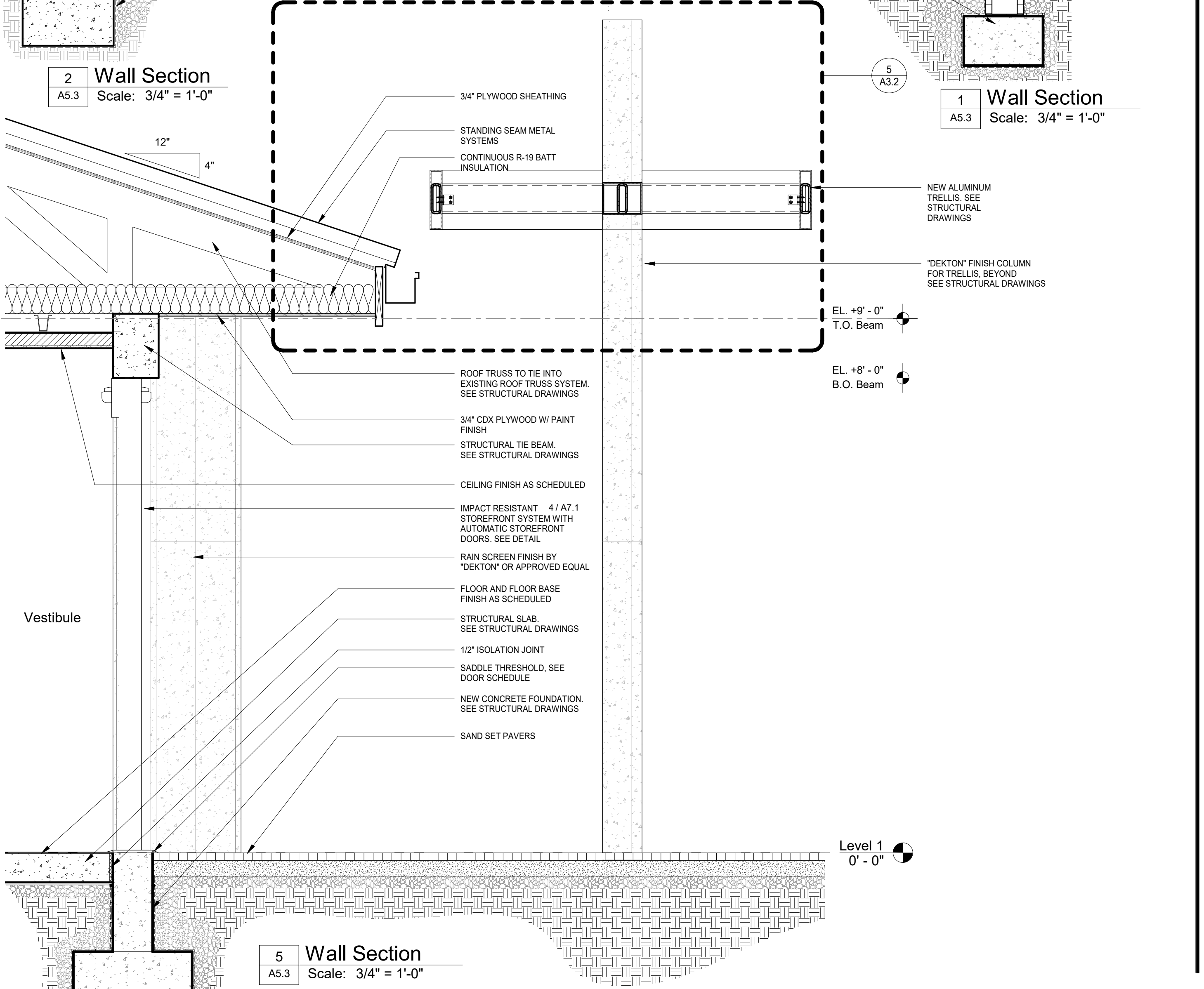
4 Wall Section
Scale: 3/4" = 1'-0"



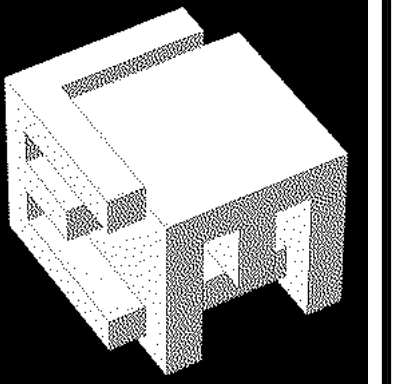
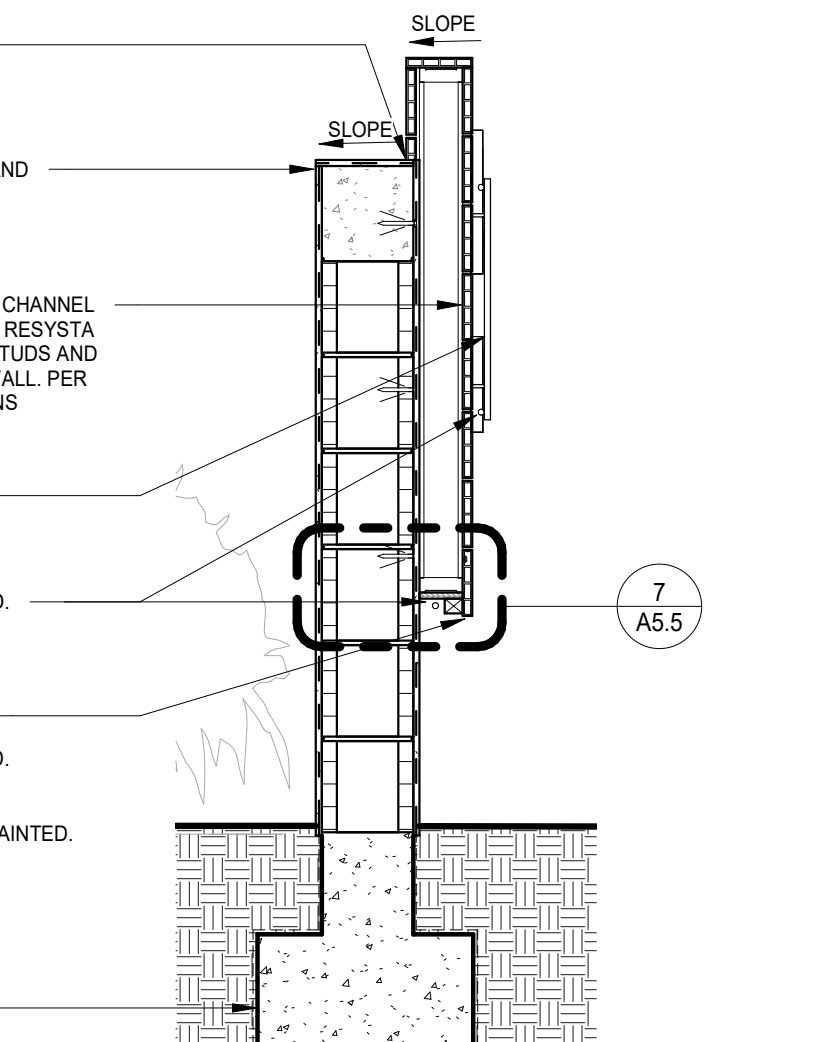
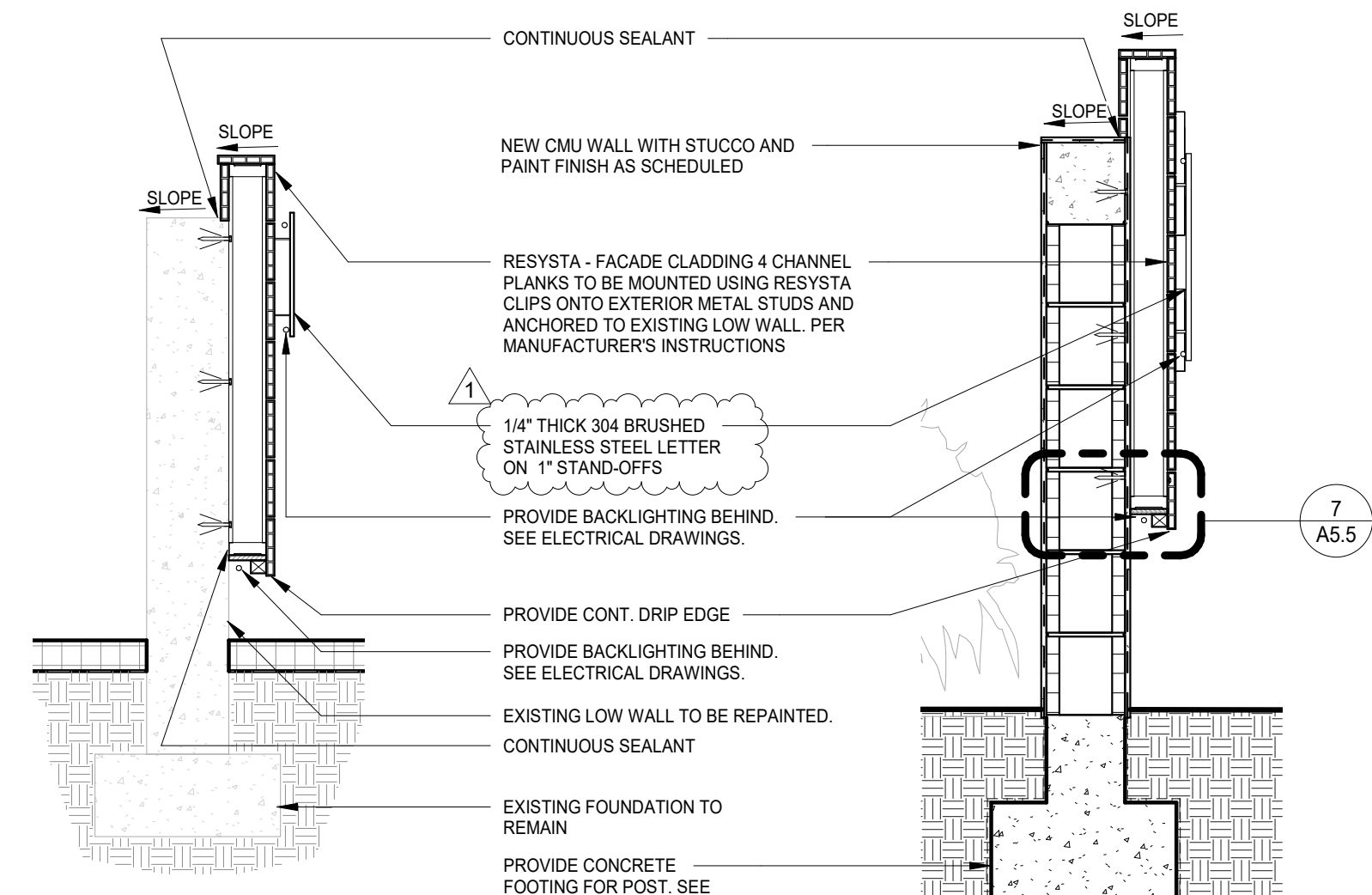
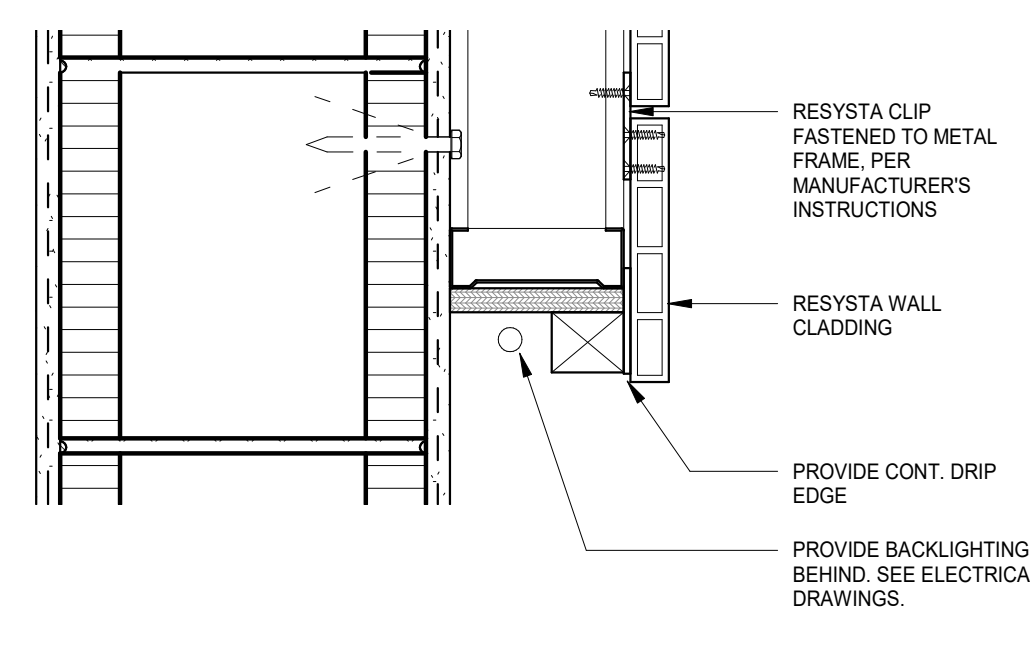
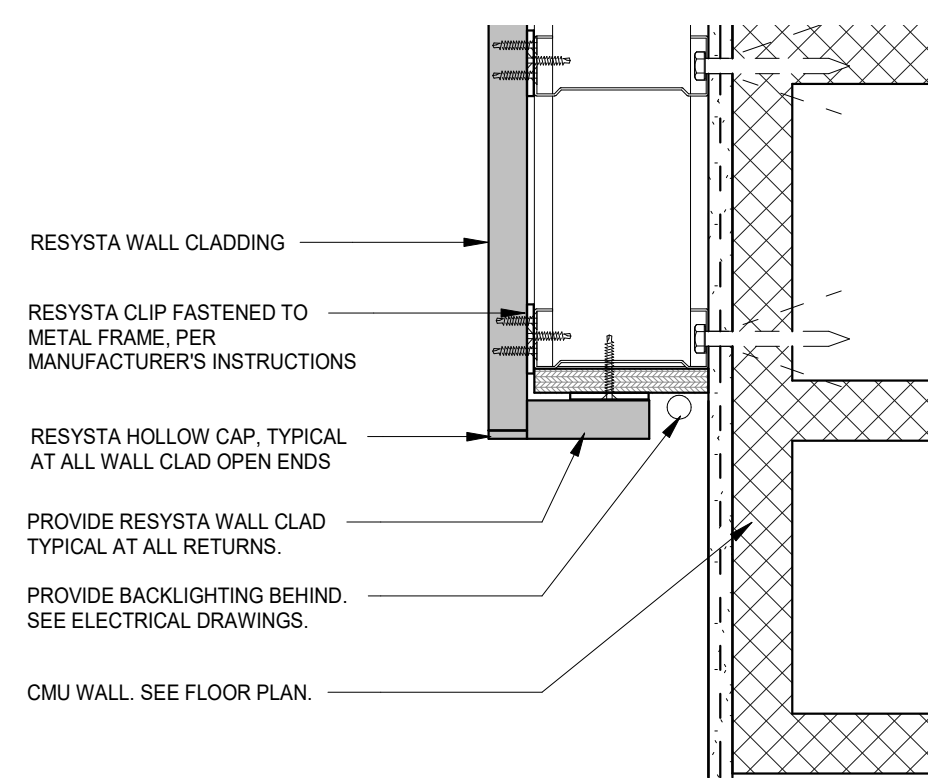
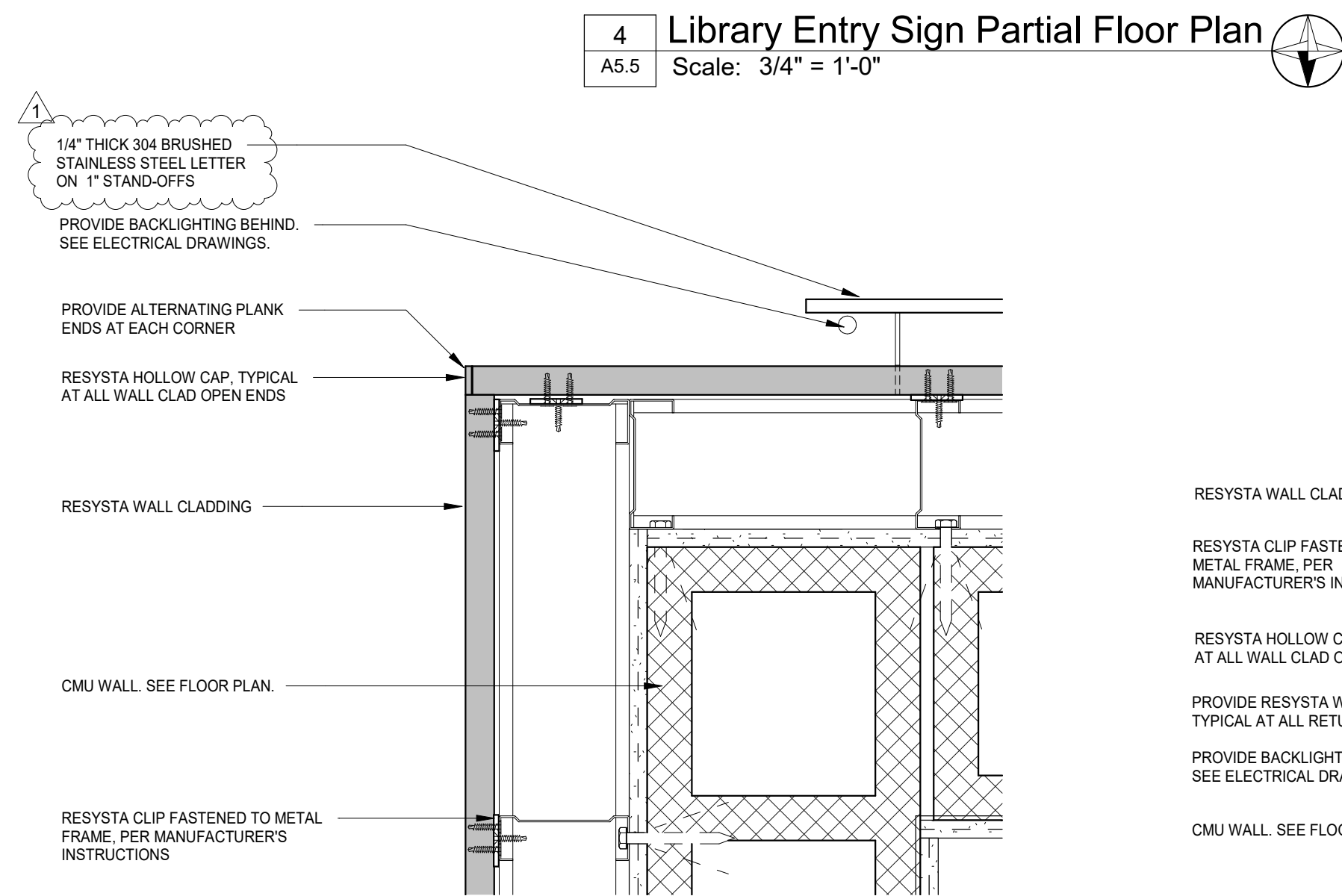
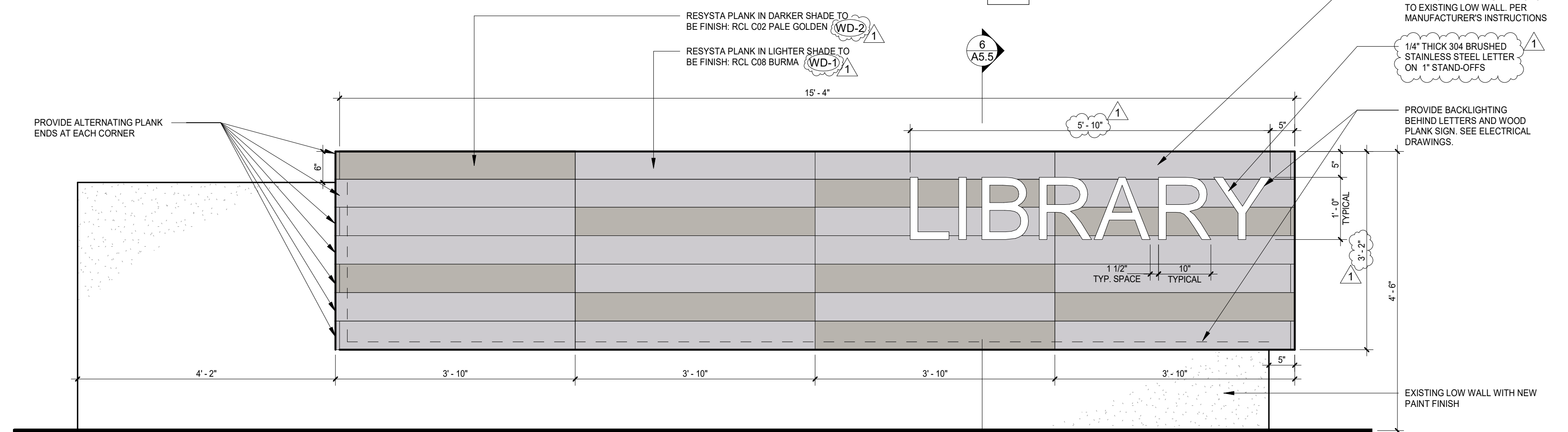
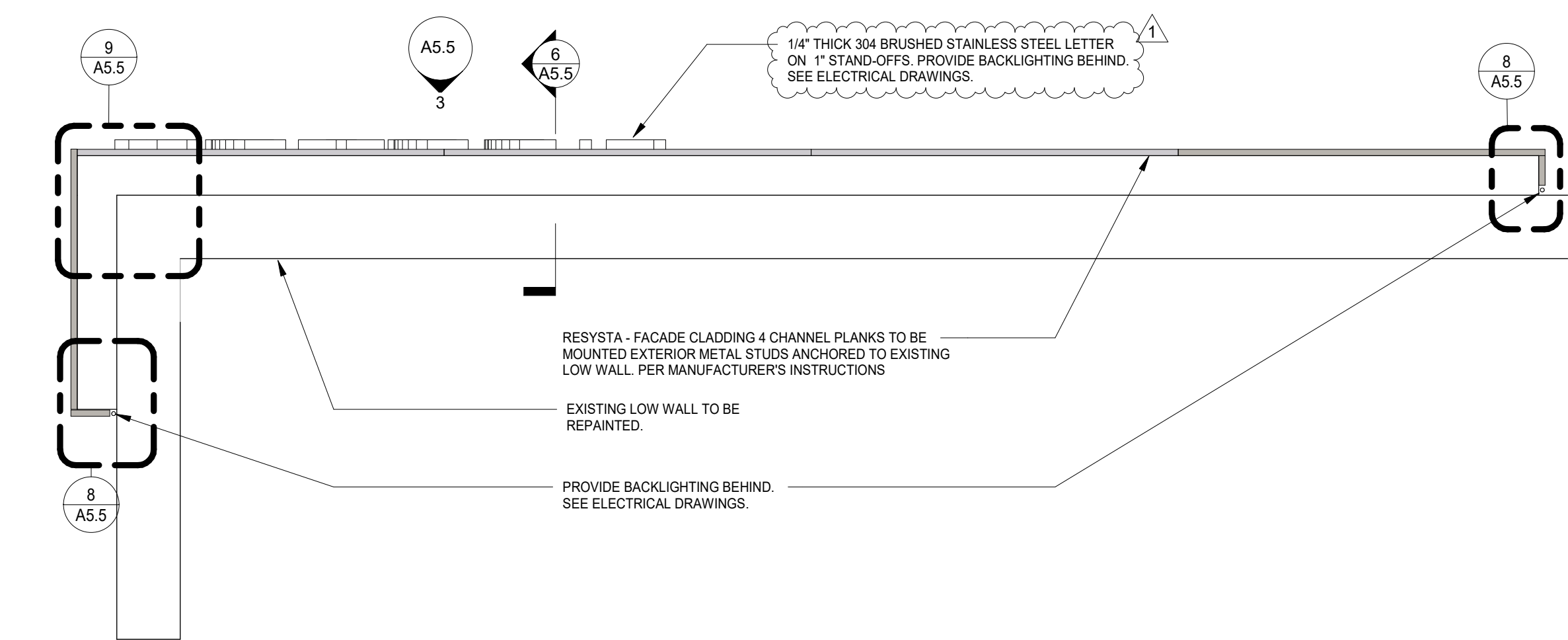

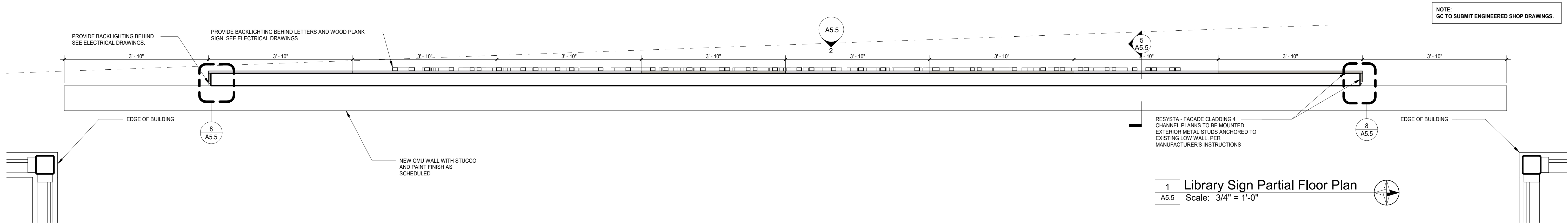
3 Wall/Roof Section
Scale: 3/4" = 1'-0"



2 Wall Section
Scale: 3/4" = 1'-0"



5 Wall Section
Scale: 3/4" = 1'-0"



ELM ARCH

8950 SW 74TH Court
Suite 1204
Miami, FL 33156
786-391-2646

Qualifier:
State of Florida: Erik Lloyd Myers
AR 93574

Sign & Seal:
State of Florida: Erik Lloyd Myers
AR 93574

OWNER:

Miami Lakes Branch Library

6699 Windmill Gate Road
Miami Lakes, FL 33014

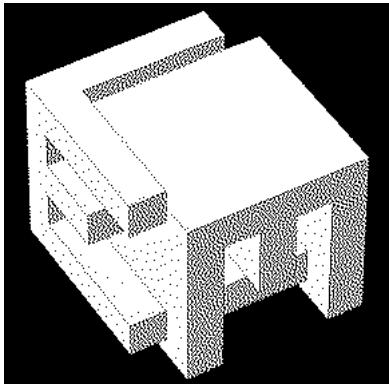
TITLE: Details

REVISION
1 COMMENTS 08-28-23

DATE
04-03-2023
PROJECT NUMBER
19119
SHEET NUMBER

A5.5

23 OF 29



ELM ARCH

8950 SW 74TH Court
Suite 1204
Miami, FL 33156
786-391-2646

Qualifier: Erik Lloyd Myers
State of Florida: AR 93574

Sign & Seal: Erik Lloyd Myers
State of Florida: AR 93574

OWNER:

Miami Lakes Branch Library

6699 Windmill Gate Road
Miami Lakes, FL 33014

TITLE: Glazing Elevations

REVISION

DATE

04-03-2023

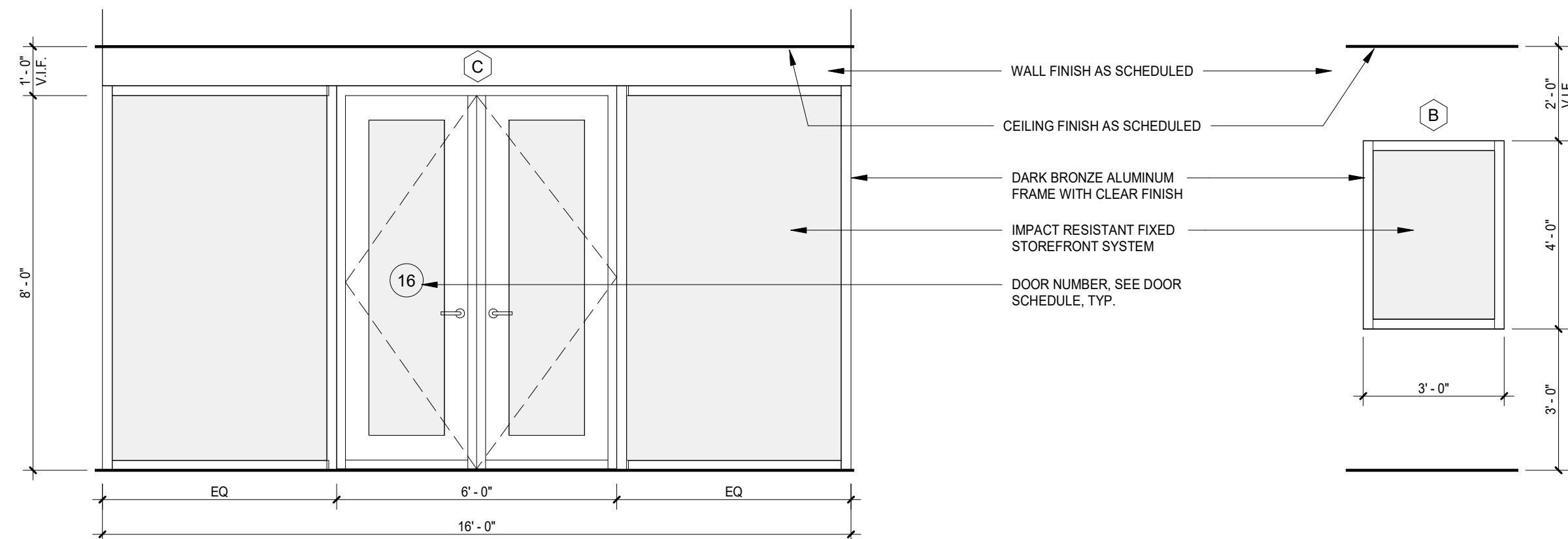
PROJECT NUMBER

19119

SHEET NUMBER

A6.0

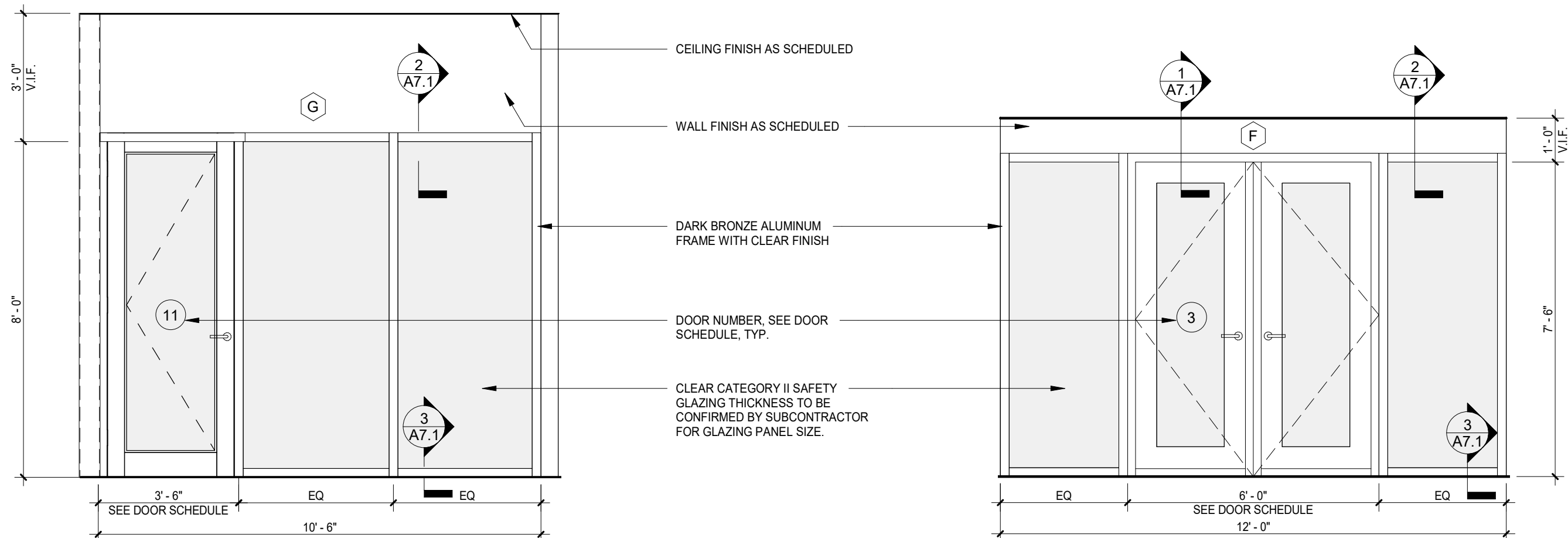
24 OF 29



4 Exterior Glazing Elevation
A6.0 Scale: 3/8" = 1'-0"

3 Exterior Glazing Elevation
A6.0 Scale: 3/8" = 1'-0"

1 Exterior Glazing Elevation
A6.0 Scale: 3/8" = 1'-0"

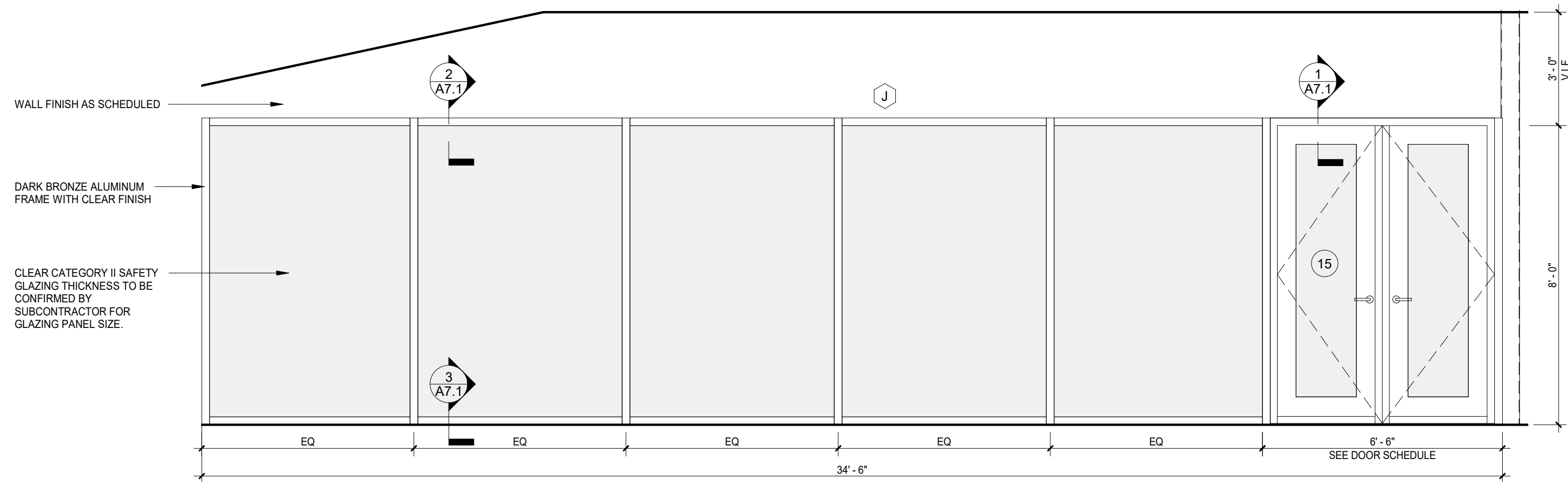


8 Interior Glazing Elevation
A6.0 Scale: 3/8" = 1'-0"

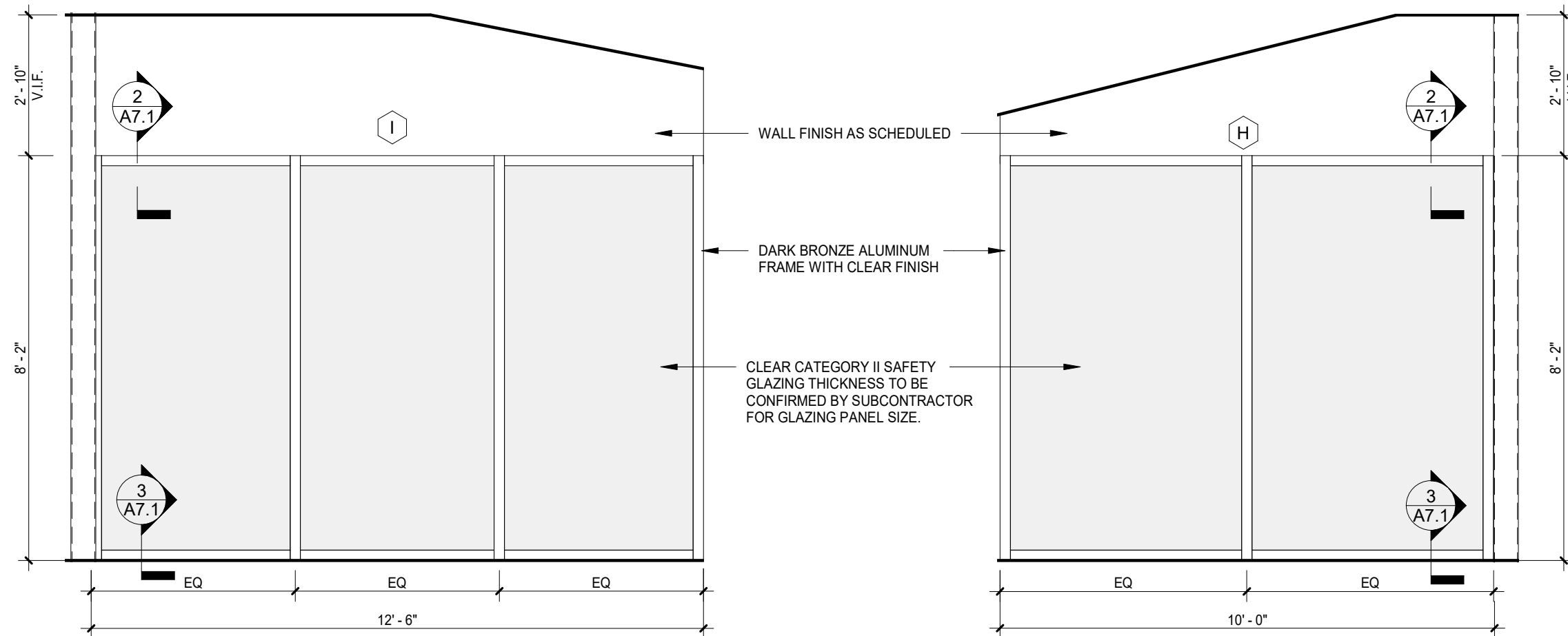
7 Interior Glazing Elevation
A6.0 Scale: 3/8" = 1'-0"

6 Exterior Glazing Elevation
A6.0 Scale: 3/8" = 1'-0"

5 Exterior Glazing Elevation
A6.0 Scale: 3/8" = 1'-0"



11 Interior Glazing Elevation
A6.0 Scale: 3/8" = 1'-0"

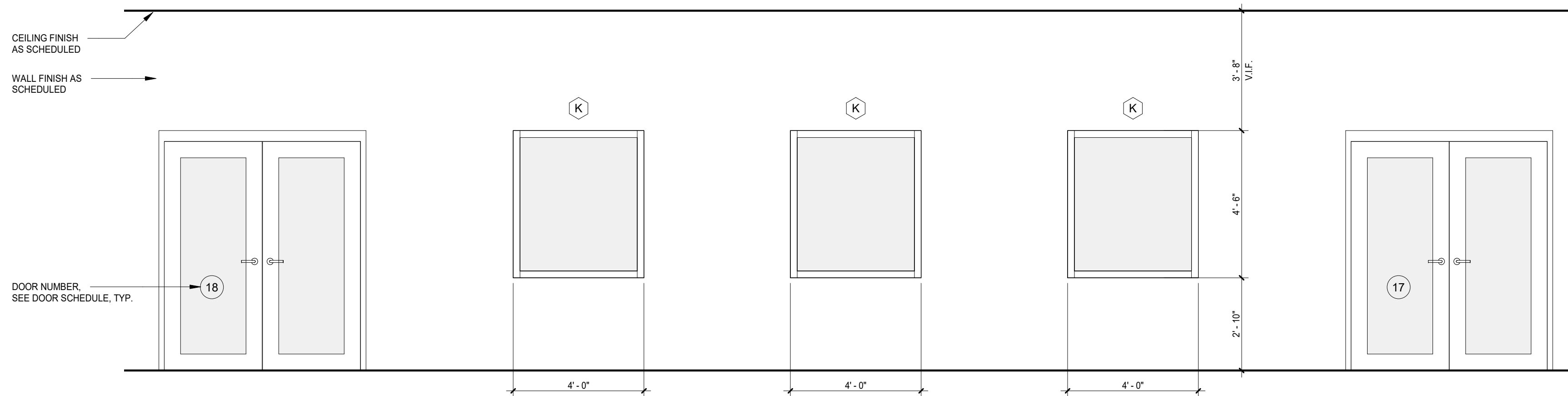


10 Interior Glazing Elevation
A6.0 Scale: 3/8" = 1'-0"

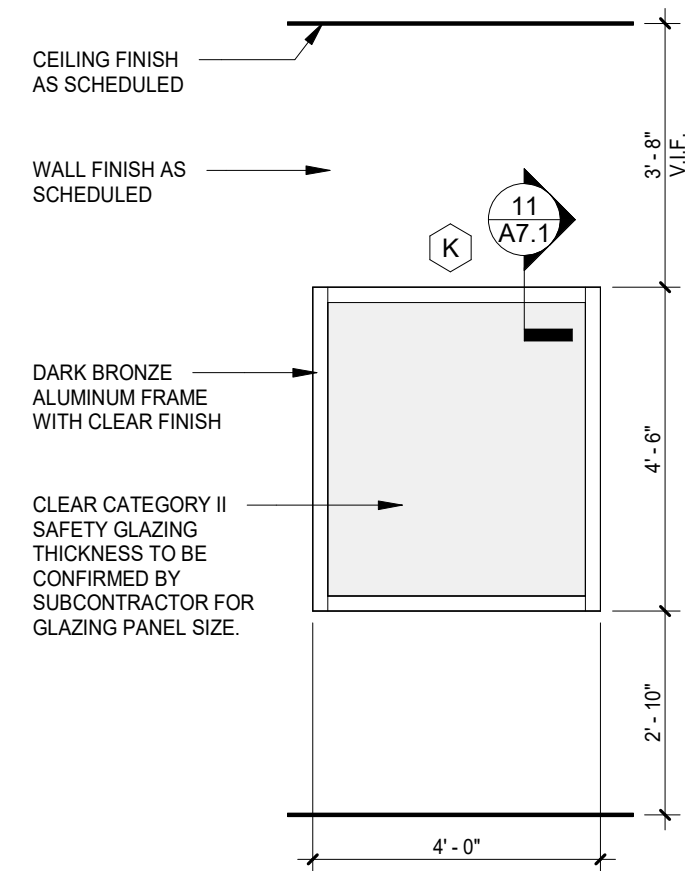
9 Interior Glazing Elevation
A6.0 Scale: 3/8" = 1'-0"

Glazing Schedule				
MARK	WIDTH	HEIGHT	FRAME DETAIL	SPECIFICATIONS
A	2'-8"	8'-0"	SEE ELEVATIONS	TRULITE FIXED STOREFRONT NOA 20-0330.09
B	3'-0"	4'-0"	SEE ELEVATIONS	TRULITE FIXED STOREFRONT NOA 20-0330.09
C	16'-0"	8'-0"	SEE ELEVATIONS	TRULITE ALUMINUM ENTRANCE DOOR NOA 20-0424.01
D	3'-4"	7'-0"	SEE ELEVATIONS	TRULITE FIXED STOREFRONT NOA 20-0330.09
E	8'-4"	7'-0"	SEE ELEVATIONS	TRULITE FIXED STOREFRONT NOA 20-0330.09
F	12'-0"	7'-6"	SEE ELEVATIONS	
G	10'-6"	8'-0"	SEE ELEVATIONS	
H	10'-0"	8'-0"	SEE ELEVATIONS	
I	12'-0"	8'-0"	SEE ELEVATIONS	
J	34'-6"	8'-0"	SEE ELEVATIONS	
K	4'-0"	4'-6"	SEE ELEVATIONS	

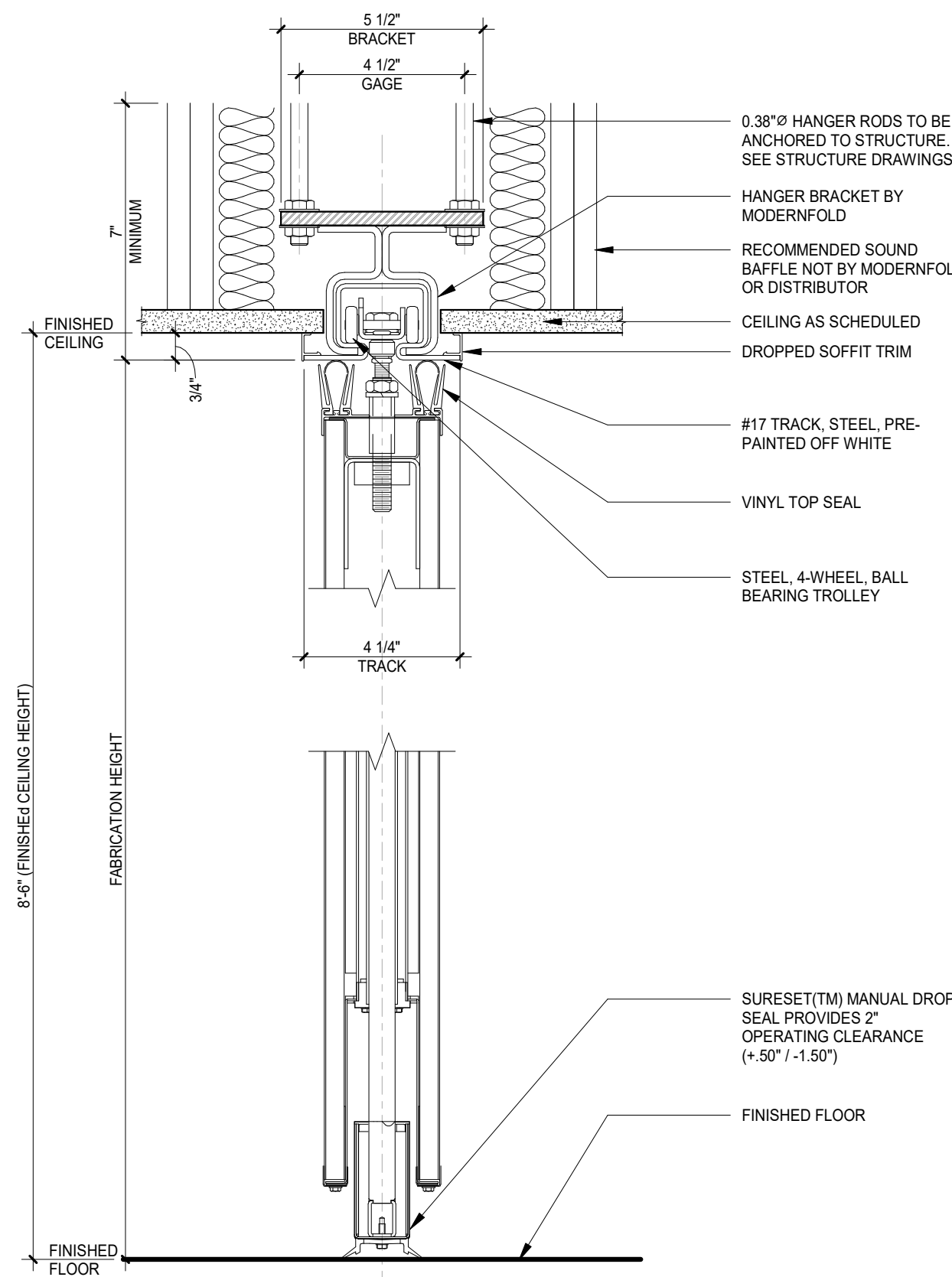
*GLAZING TO BE CATEGORY II SAFETY GLAZING
*GC TO FIELD VERIFY ALL DIMENSIONS PRIOR TO ORDERING
*VISIBLE LIGHT TRANSMITTANCE TO BE LESS THAN 40%



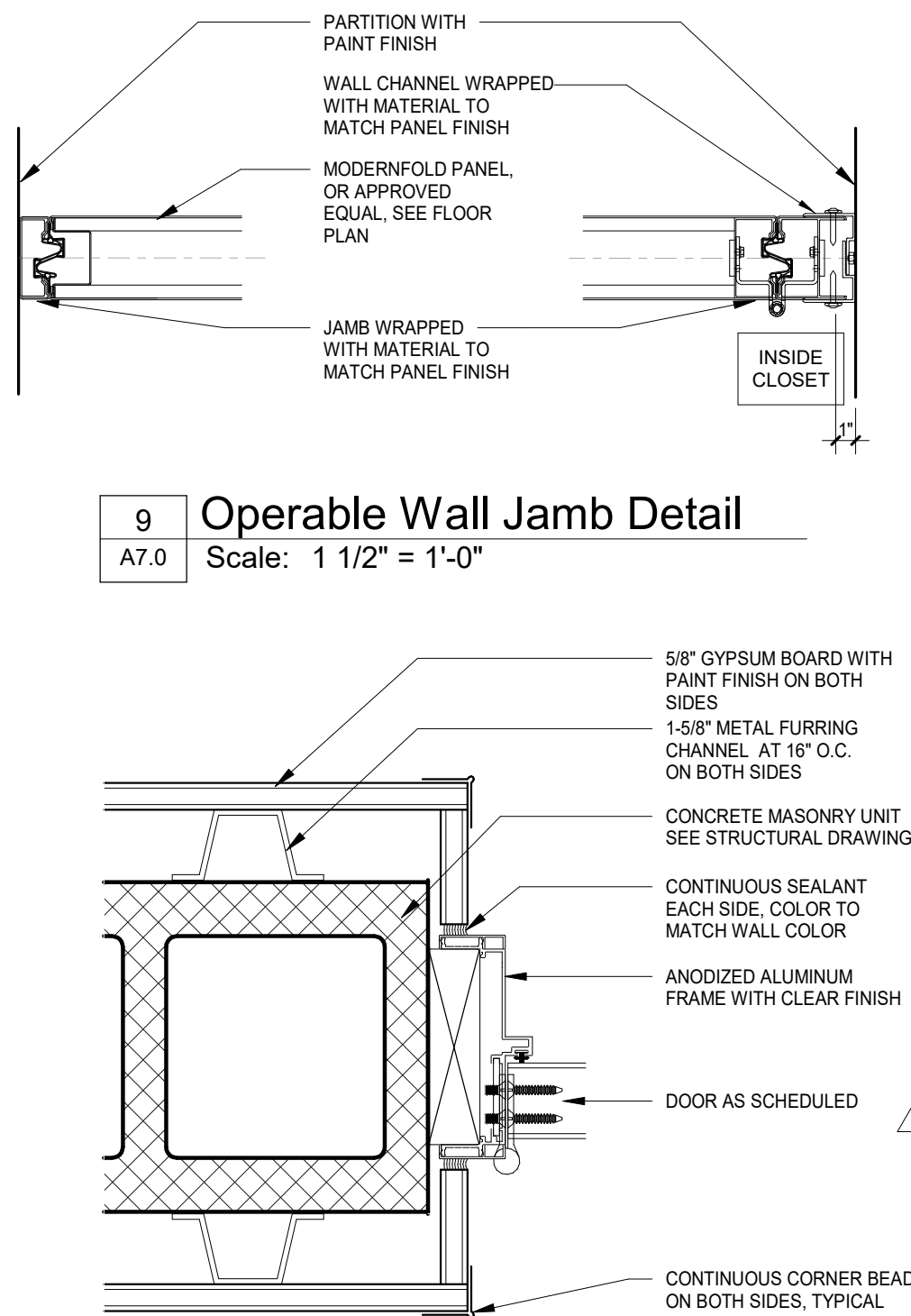
13 Interior Elevation
A6.0 Scale: 3/8" = 1'-0"



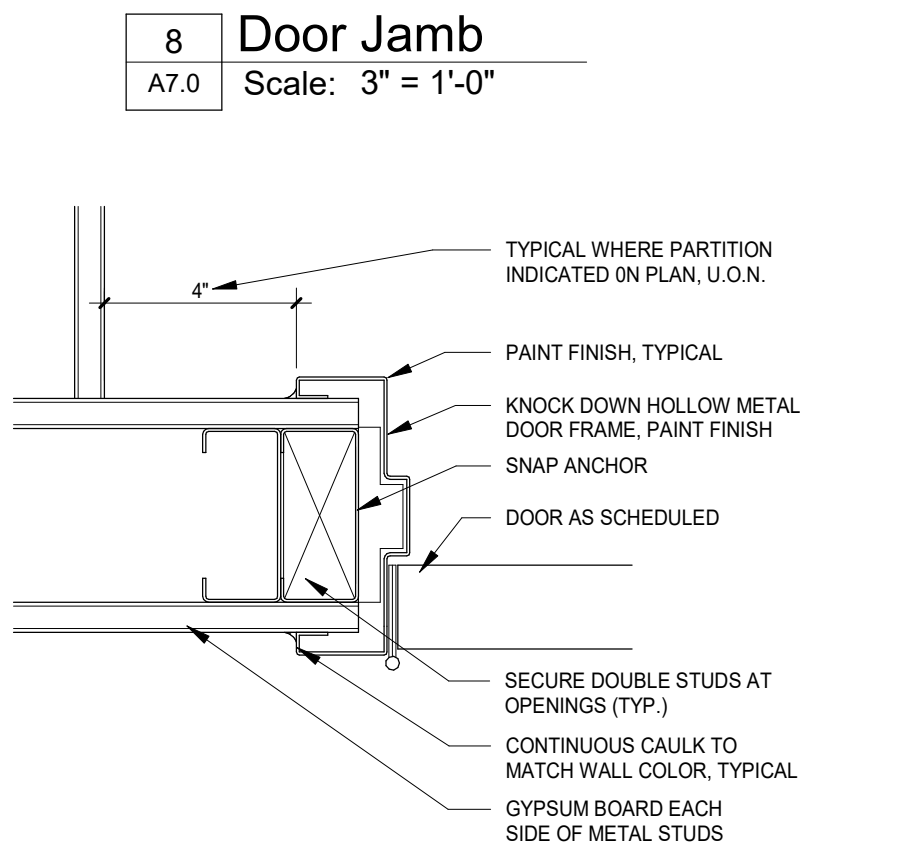
12 Interior Glazing Elevation
A6.0 Scale: 3/8" = 1'-0"



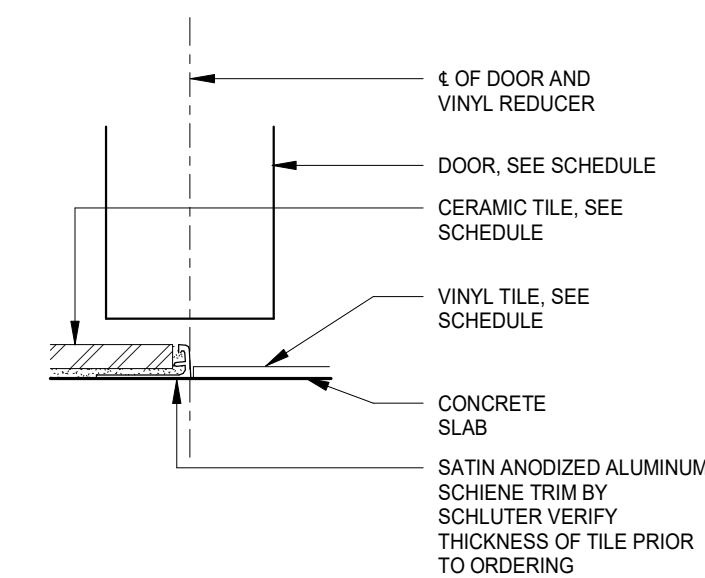
10 Operable Wall Detail
A7.0 Scale: 3" = 1'-0"



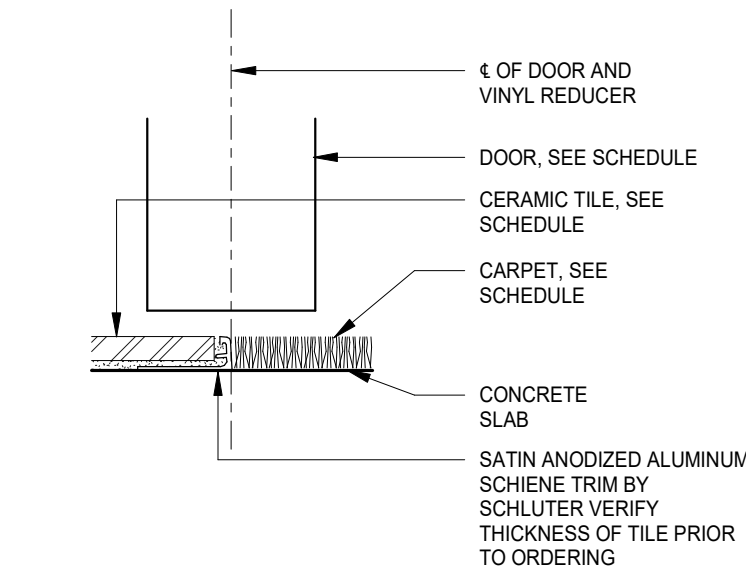
9 Operable Wall Jamb Detail
A7.0 Scale: 1 1/2" = 1'-0"



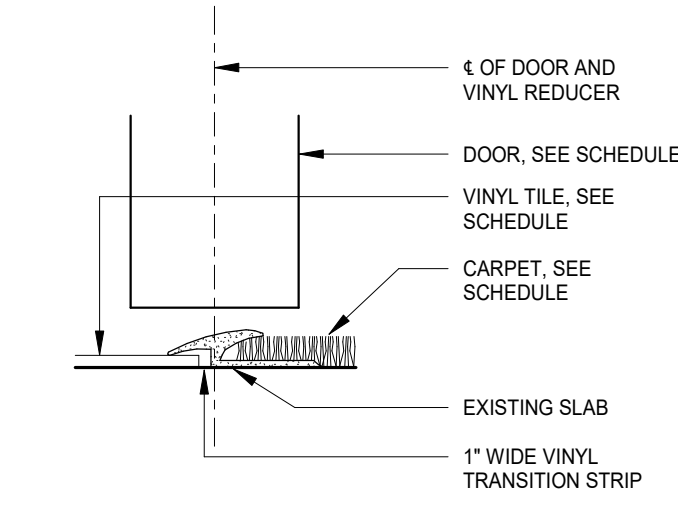
8 Door Jamb
A7.0 Scale: 3" = 1'-0"



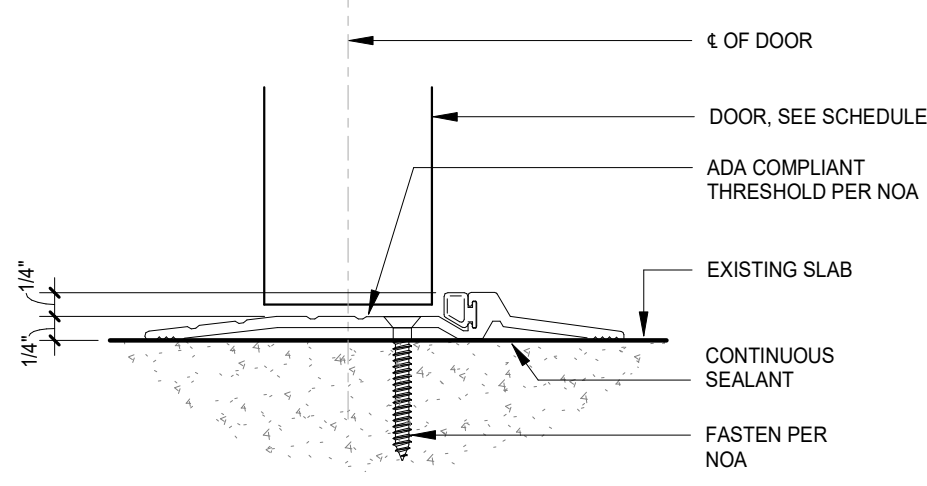
11 Door Threshold - Tile/Vinyl
A7.0 Scale: 6" = 1'-0"



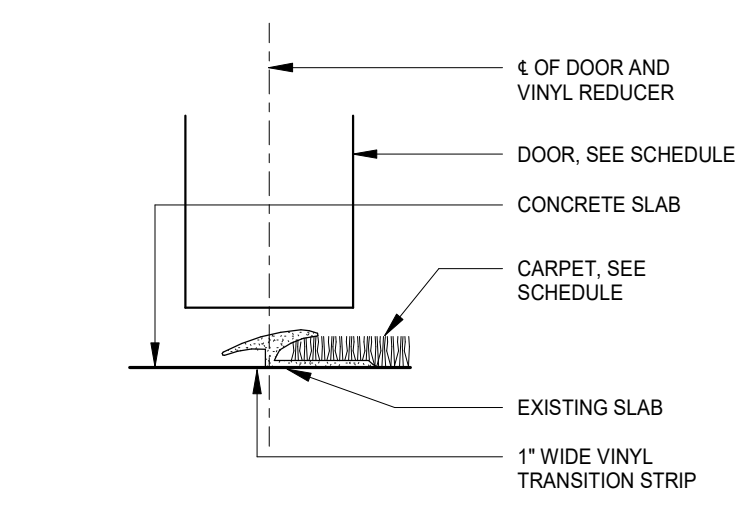
15 Door Threshold - Tile/Carpet
A7.0 Scale: 6" = 1'-0"



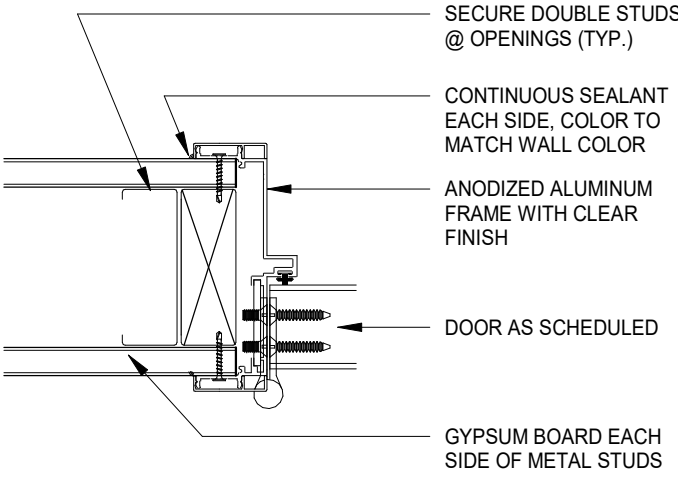
14 Door Threshold - Vinyl/Carpet
A7.0 Scale: 6" = 1'-0"



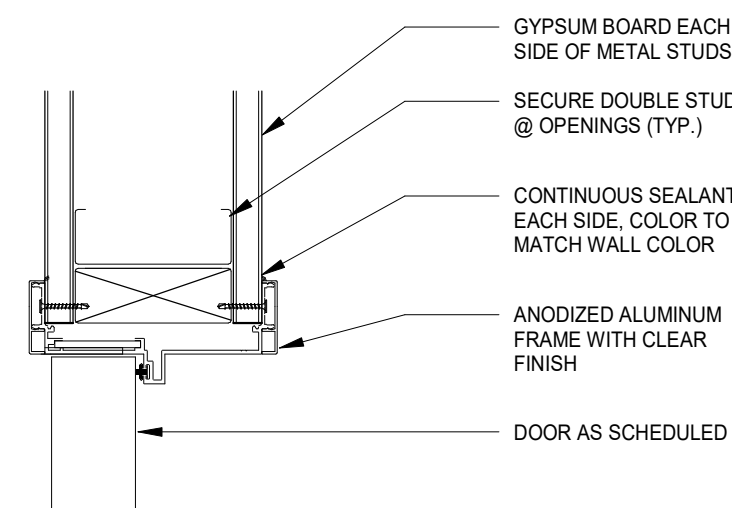
12 Door Threshold
A7.0 Scale: 6" = 1'-0"



13 Door Threshold - Conc./Carpet
A7.0 Scale: 6" = 1'-0"



7 Door Jamb
A7.0 Scale: 3" = 1'-0"

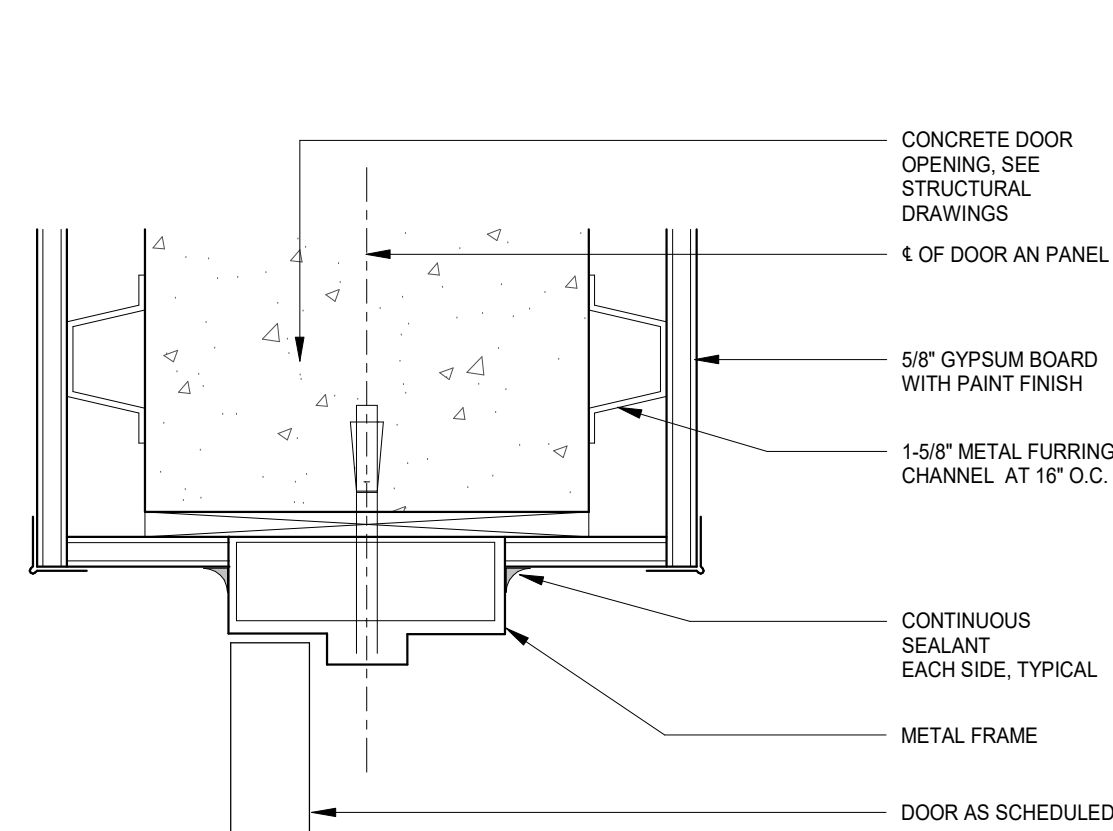
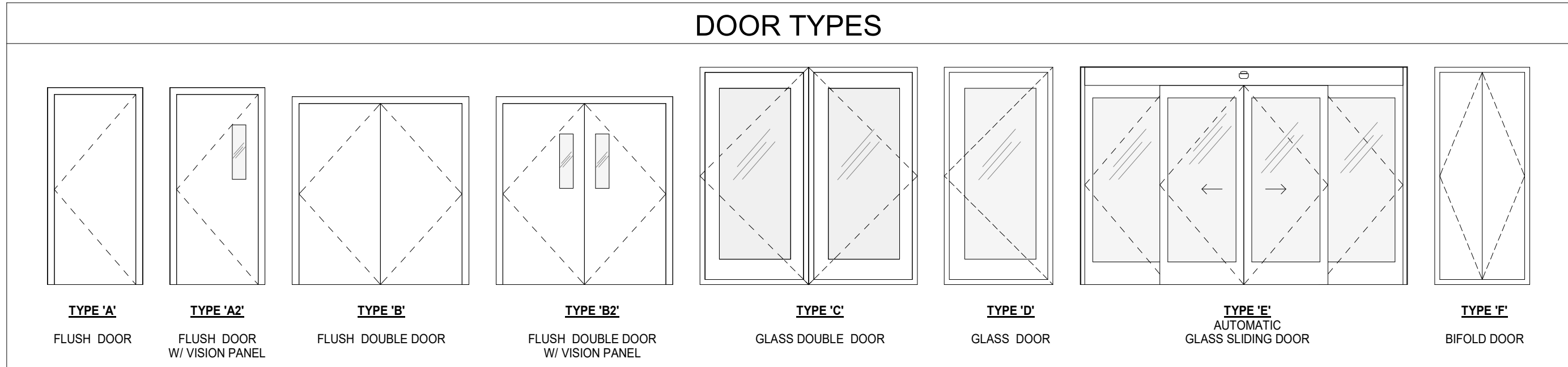


5 Door Header
A7.0 Scale: 3" = 1'-0"

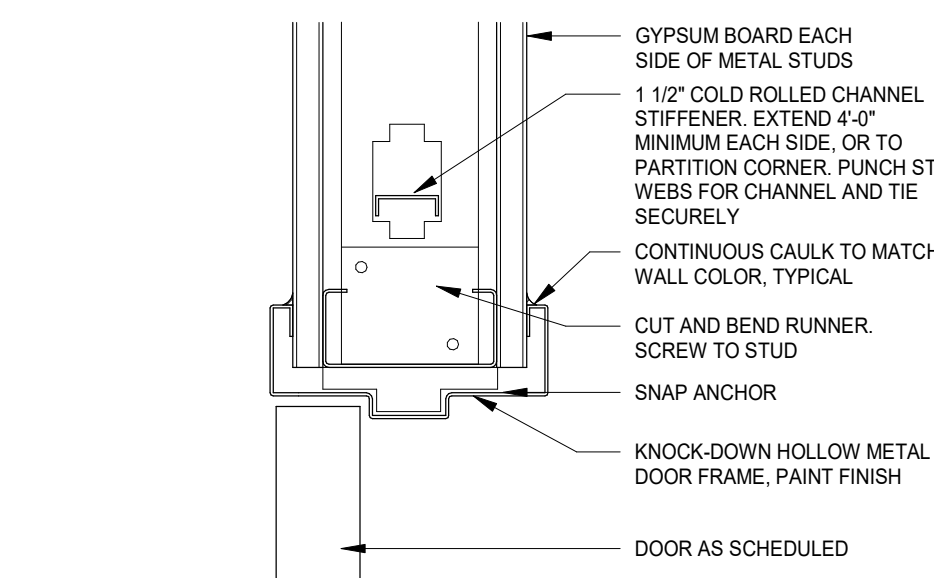
DOOR SCHEDULE															
DOOR		DOOR SIZES			MATERIAL			FINISH		DETAILS		THRESHOLD		DOOR COMMENTS	
NUMBER	TYPE	WIDTH	HEIGHT	THICKNESS	DOOR MATERIAL	CORE	FRAME MATERIAL	DOOR FINISH	FRAME FINISH	JAMB	HEAD				HARDWARE SET
1	E	(2) 3'-0"	7'-4"	1 3/4"	ALUM	GLASS	DARK BRONZE		4/A7.1	NOA	NOA	NOA	NOA	4.6B/1	17
2	E	(2) 3'-0"	7'-4"	1 3/4"	ALUM	GLASS	DARK BRONZE		4/A7.1	NOA	NOA	NOA	NOA	4.6B/1	17
3	C	(2) 3'-0"	7'-6"	1 3/4"	ALUM	GLASS	ALUM	GLASS	DARK BRONZE	12/A7.1	1/A7.1	9/A7.0	9/A7.0	4.5	02
4	C	(2) 3'-0"	7'-6"	1 3/4"	ALUM	GLASS	ALUM	GLASS	DARK BRONZE	12/A7.1	1/A7.1	9/A7.0	9/A7.0	4.5	02
5	B	(2) 4'-0"	7'-0"	1 3/4"	WD	SOLID	H.M.	PAINT	PAINT	7/A7.0	4/A7.0			12.3.4.6	08
6	B	(2) 3'-0"	7'-0"	1 3/4"	WD	SOLID	H.M.	PAINT	PAINT	7/A7.0	4/A7.0			12.3.4.6	09
7	B	(2) 3'-0"	7'-0"	1 3/4"	WD	SOLID	H.M.	PAINT	PAINT	7/A7.0	4/A7.0	8/A7.0	8/A7.0	12.3.4.6	08
8	B	(2) 3'-0"	7'-0"	1 3/4"	WD	SOLID	H.M.	PAINT	PAINT	7/A7.0	4/A7.0	8/A7.0	8/A7.0	12.3.4.6	08
9	B2	(2) 3'-0"	7'-0"	1 3/4"	WD	SOLID	H.M.	PAINT	PAINT	7/A7.0	4/A7.0			12.3.4.6	07
10	B	(2) 3'-0"	7'-0"	1 3/4"	WD	SOLID	H.M.	PAINT	PAINT	7/A7.0	4/A7.0			12.3.4.6	09
11	D	3'-0"	8'-0"	1 3/4"	ALUM	GLASS	ALUM	GLASS	DARK BRONZE		1/A7.1				03
12	D	3'-0"	8'-0"	1 3/4"	ALUM	GLASS	ALUM	GLASS	DARK BRONZE		1/A7.1				03
13	D	3'-0"	8'-0"	1 3/4"	ALUM	GLASS	ALUM	GLASS	DARK BRONZE		1/A7.1				03
14	C	(2) 3'-0"	8'-0"	1 3/4"	ALUM	GLASS	ALUM	GLASS	DARK BRONZE		NOA	NOA	NOA	SEE NOA	01
15	C	(2) 3'-0"	8'-0"	1 3/4"	ALUM	GLASS	ALUM	GLASS	DARK BRONZE	12/A7.1	1/A7.1				02
16	C	(2) 3'-0"	8'-0"	1 3/4"	ALUM	GLASS	ALUM	GLASS	DARK BRONZE		NOA	NOA	NOA	SEE NOA	01
17	C	(2) 3'-0"	7'-0"	1 3/4"	ALUM	SOLID	ALUM	GLASS	DARK BRONZE	7/A7.0	4/A7.0				02
18	C	(2) 3'-0"	7'-0"	1 3/4"	ALUM	SOLID	ALUM	GLASS	DARK BRONZE	7/A7.0	4/A7.0				02
19	A	3'-0"	7'-0"	1 3/4"	WD	SOLID	H.M.	PAINT	PAINT	7/A7.0	4/A7.0	9/A7.0	9/A7.0	12.3.4.6	12
20	A	3'-0"	7'-0"	1 3/4"	WD	SOLID	H.M.	PAINT	PAINT	7/A7.0	4/A7.0	18/A7.0	18/A7.0	12.3.4.6	14
21	A	3'-0"	7'-0"	1 3/4"	WD	SOLID	H.M.	PAINT	PAINT	7/A7.0	4/A7.0	18/A7.0	18/A7.0	12.3.4.6	14
22	A2	3'-0"	7'-0"	1 3/4"	WD	SOLID	H.M.	PAINT	PAINT	7/A7.0	4/A7.0			12.3.4.6	10
23	A	3'-0"	7'-0"	1 3/4"	WD	SOLID	H.M.	PAINT	PAINT	7/A7.0	4/A7.0	17/A7.0	17/A7.0	12.3.4.6	16
24	A	3'-0"	7'-0"	1 3/4"	WD	SOLID	H.M.	PAINT	PAINT	7/A7.0	4/A7.0	17/A7.0	17/A7.0	12.3.4.6	16
25	A	3'-0"	7'-0"	1 3/4"	WD	SOLID	H.M.	PAINT	PAINT	7/A7.0	4/A7.0	17/A7.0	17/A7.0	12.3.4.6	14
26	A	3'-0"	7'-0"	1 3/4"	METAL	SOLID	H.M.	PAINT	PAINT		1/A7.0	7/A7.0		SEE NOA	05
27	A	3'-0"	7'-0"	1 3/4"	WD	SOLID	H.M.	PAINT	PAINT	7/A7.0	4/A7.0			12.3.4.6	15
28	A	3'-0"	7'-0"	1 3/4"	WD	SOLID	H.M.	PAINT	PAINT	7/A7.0	4/A7.0			12.3.4.6	15
29	B	(2) 3'-0"	7'-0"	1 3/4"	WD	SOLID	H.M.	PAINT	PAINT	7/A7.0	4/A7.0			12.3.4.6	08
30	A	3'-0"	7'-0"	1 3/4"	WD	SOLID	H.M.	PAINT	PAINT	7/A7.0	4/A7.0			12.3.4.6	11
31	B2	(2) 3'-0"	7'-0"	1 3/4"	WD	SOLID	H.M.	PAINT	PAINT	7/A7.0	4/A7.0			12.3.4.6	06
32	A	3'-0"	7'-0"	1 3/4"	WD	SOLID	H.M.	PAINT	PAINT	7/A7.0	4/A7.0			12.3.4.6	12
33	A	3'-0"	7'-0"	1 3/4"	WD	SOLID	H.M.	PAINT	PAINT	7/A7.0	4/A7.0				12.1
34	B	(2) 3'-0"	7'-0"	1 3/4"	WD	SOLID	H.M.	PAINT	PAINT	7/A7.0	4/A7.0			12.3.4.6	08
35	A	3'-0"	7'-0"	1 3/4"	WD	SOLID	H.M.	PAINT	PAINT	7/A7.0	4/A7.0	9/A7.0	9/A7.0	12.3.4.6	13
36	A	3'-0"	7'-0"	1 3/4"	WD	SOLID	H.M.	PAINT	PAINT	7/A7.0	4/A7.0	9/A7.0	9/A7.0	12.3.4.6	12
37	B	(2) 3'-0"	7'-0"	1 3/4"	METAL	SOLID	H.M.	PAINT	PAINT		1/A7.0			SEE NOA	04
38	F	1'-9"	7'-0"	1 3/4"	WD	SOLID	H.M.	PAINT	PAINT		4/A7.0			1.2	18
39	A	3'-0"	7'-0"	1 3/4"	WD	SOLID	H.M.	PAINT	PAINT	7/A7.0	4/A7.0			12.3.4.6.9	12

FOR HARDWARE SET # SEE SHEET A7.1

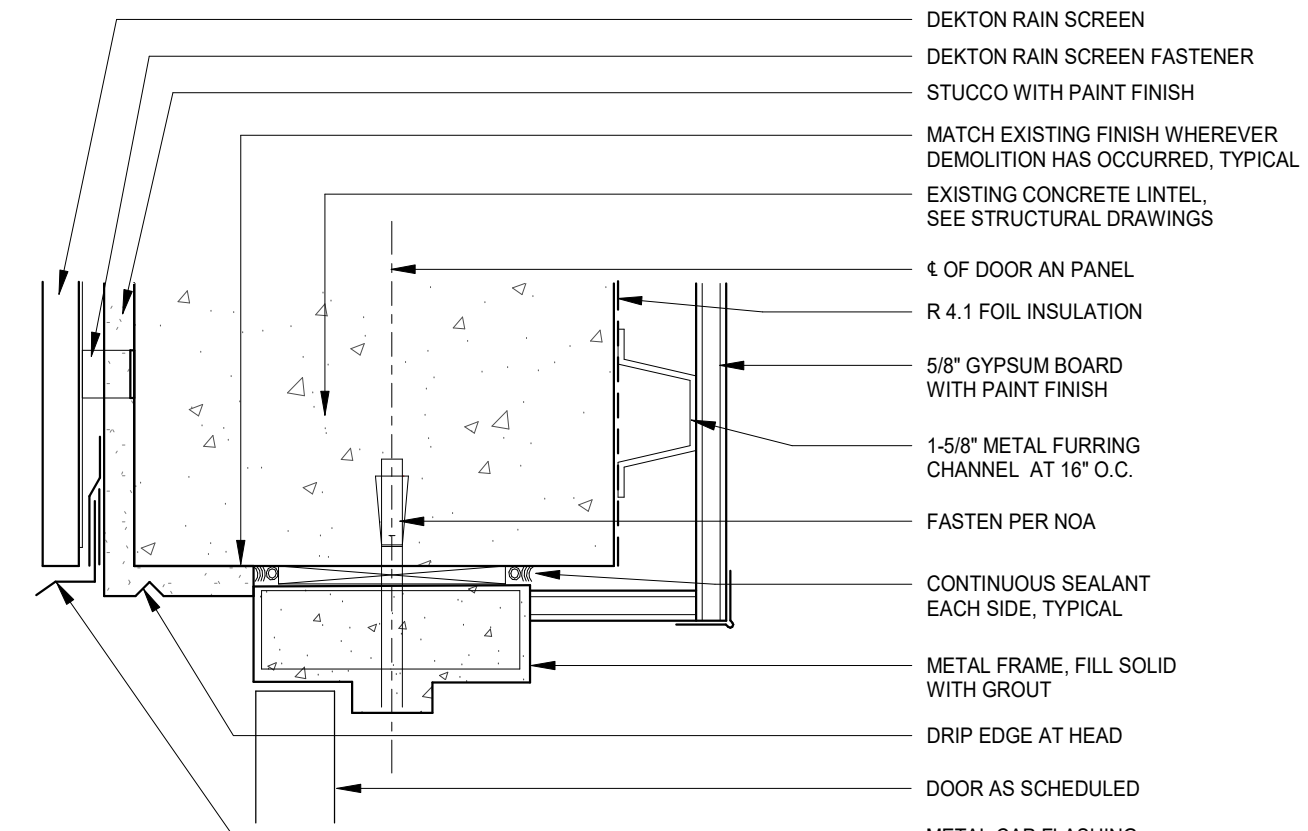
- 1) INTERIOR DOOR TO BE STAIN GRADE WOOD SOLID DOOR, UNLESS NOTED OTHERWISE. STAIN TO MATCH OWNER'S SAMPLE.
2) INTERIOR DOOR FRAME TO BE HOLLOW METAL PAINTED SEMI-GLOSS, SEE FINISH SCHEDULE PAINT P-2
3) HARDWARE INCLUDED SHALL BE A SATIN FINISH STAINLESS STEEL ADA COMPLIANT LEVER
4) EACH DOOR TO RECEIVE RUBBER WALL (W) OR FLOOR (F) BUMPERS AS INDICATED, US 32 FINISH (POLISHED STAINLESS STEEL)
5) EXISTING REMOVED DOOR HARDWARE TO BE SAVED, KEPT ON SITE, AND RETURNED TO LIBRARY ENGINEERING DEPARTMENT
6) PROVIDE MASTER KEY FOR ALL LOCKED DOORS
7) ADD ALTERNATE #2, SHALL BE BASED ON CLEAR ANODIZED COMPONENTS BY CRL OR EQUAL AND TOP DOOR PATCH PH20ABS, BOTTOM DOOR PATCH PH10CBS, AMR SERIES PATCH LOCK AMR205BS (WHERE LOCKS ARE SCHEDULED), AND 12" LADDER STYLE PUSH/PULL HANDLES
8) INSTALLATION OF AUTOMATIC SLIDING DOORS SHALL COMPLY WITH REQUIREMENTS OF NFPA 101: 7.2.1.3 FOR POWERED DOOR LEAF OPERATION



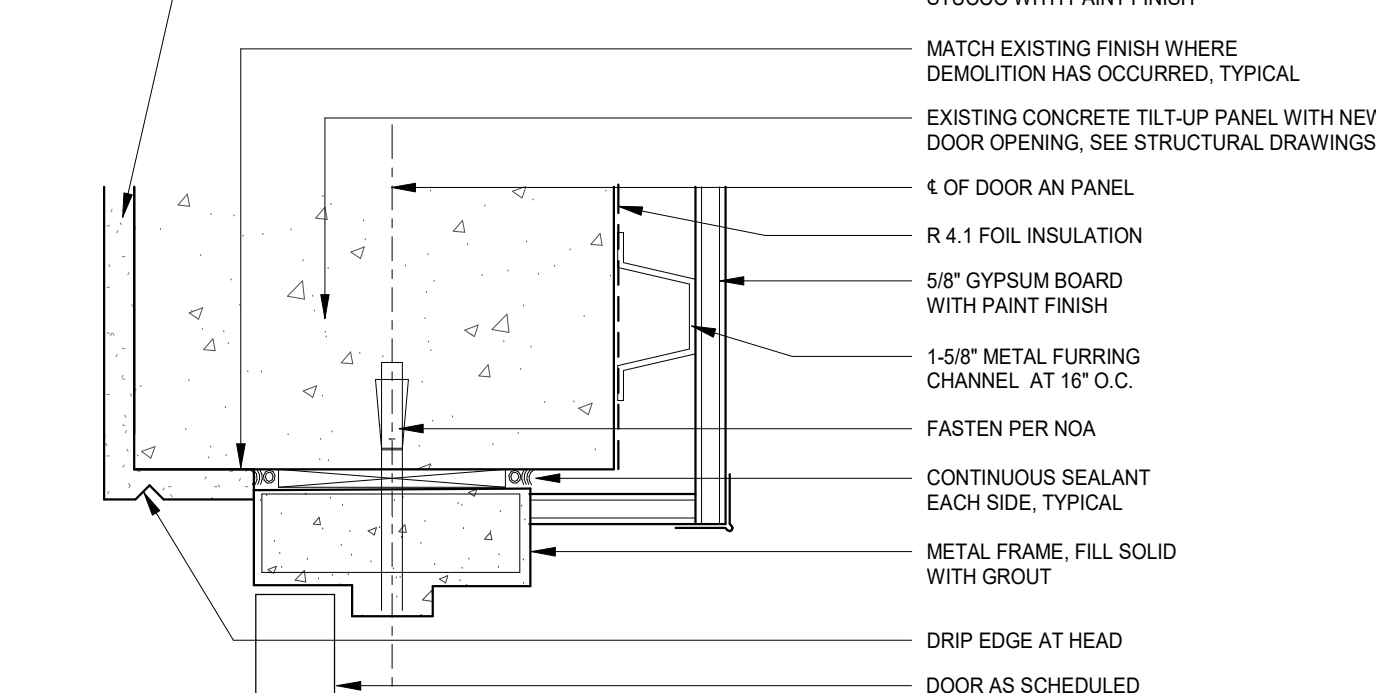
3 Door Head
A7.0 Scale: 3" = 1'-0"



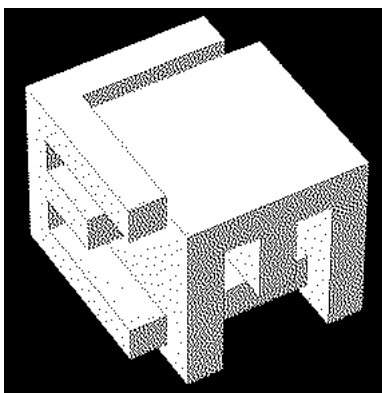
4 Door Head
A7.0 Scale: 3" = 1'-0"



1 Door Head
A7.0 Scale: 3" = 1'-0"



2 Door Head
A7.0 Scale: 3" = 1'-0"



ELM ARCH
8950 SW 74TH Court
Suite 1204
Miami, FL 33156
786-391-2646

Qualifier: Erik Lloyd Myers
State of Florida: AR 93574

Sign & Seal: Erik Lloyd Myers
State of Florida: AR 93574

OWNER:

Miami Lakes Branch Library
6699 Windmill Gate Road
Miami Lakes, FL 33014

TITLE: Schedules and Details

REVISION
1 COMMENTS 08-28-23

DATE
04-03-2023
PROJECT NUMBER
19119
SHEET NUMBER

A7.0

25 OF 29

HARDWARE SET #01 - EXTERIOR STOREFRONT - PAIR				
QTY	DESCRIPTION	CATALOG NUMBER	FINISH	MFR
2	EA RIM CYLINDER	20-057 ICX	626	SCH
2	EA PRIMUS CORE	20-740-XP	626	SCH
ALL HARDWARE BY STOREFRONT SUPPLIER				

HARDWARE SET #02 - INTERIOR STOREFRONT - PAIR				
QTY	DESCRIPTION	CATALOG NUMBER	FINISH	MFR
2	EA MORTISE CYLINDER	26-098 ICX X K510-711 36-083	626	SCH
2	EA PRIMUS CORE	20-740-XP	626	SCH
ALL HARDWARE BY STOREFRONT SUPPLIER				

HARDWARE SET #03 - INTERIOR STOREFRONT - SGL				
QTY	DESCRIPTION	CATALOG NUMBER	FINISH	MFR
1	EA MORTISE CYLINDER	26-098 ICX X K510-711 36-083	626	SCH
1	EA PRIMUS CORE	20-740-XP	626	SCH
ALL HARDWARE BY STOREFRONT SUPPLIER				

HARDWARE SET #04 - EXTERIOR VESTIBULE				
QTY	DESCRIPTION	CATALOG NUMBER	FINISH	MFR
8	EA HINGE	5BB1 4.5 X 4.5 NRP	630	IVE
2	EA SURFACE BOLT	SS308 1/2" X 1/2"	626	SCH
1	EA VANDL STOREROOM LOCK	ND96TD BRK 14-042	626	SCH
1	EA PRIMUS CORE	20-740-XP	626	SCH
2	EA SURFACE CLOSER	4040XP EDA TBSRT	626	SCH
1	EA GASKETING	01505BK PSA	626	SCH
2	EA DOOR BOTTOM	PAS-SEAL	626	SCH
1	EA THRESHOLD	566A-223	626	SCH
FBC NOA FL 12400.3 BASIS OF DESIGN				
ASTRAGAL BY DOOR SUPPLIER				

HARDWARE SET #05 - EXTERIOR EXIT - RATED				
QTY	DESCRIPTION	CATALOG NUMBER	FINISH	MFR
3	EA HINGE	5BB1 4.5 X 4.5 NRP	630	IVE
1	EA PANIC HARDWARE	HH-98-L-M81-299F-SNB	626	SCH
1	EA MORTISE CYLINDER	26-098 ICX X K510-730 36-083	626	SCH
1	EA PRIMUS CORE	20-740-XP	626	SCH
1	EA SURFACE CLOSER	4040XP CUSH TBSRT	689	LCN
1	EA RAIN DRIP	11A	A	ZER
1	EA GASKETING	139A	A	ZER
1	EA GASKETING	188F SBK PSA	BK	ZER
1	EA DOOR SWEEP	328AA	AA	ZER
1	EA GASKETING	475AA	AA	ZER
1	EA DOOR BOTTOM	PAS-SEAL	STE	ZER
1	EA THRESHOLD	566A-223	A	ZER
FBC NOA FL 12400.5 BASIS OF DESIGN				

HARDWARE SET #06 - RECEIVING				
QTY	DESCRIPTION	CATALOG NUMBER	FINISH	MFR
8	EA HINGE	5BB1 4.5 X 4.5	630	IVE
1	SET CONST LATCHING BOLT	FB51P	626	IVE
1	EA DUST PROOF STRIKE	DP2	626	SCH
1	EA PASSAGE SET	ND105 BRK	626	SCH
1	EA COORDINATOR	COR X FL	626	IVE
2	EA MOUNTING BRACKET	MB	689	IVE
1	EA SURFACE CLOSER	4040XP REG OR PAAS REQ	689	LCN
2	EA KICK PLATE	8400 10" X 2" LDW B-CS	630	IVE
2	EA WALL STOP	WS406/407CCV	630	IVE
2	EA SILENCER	SR64	GRY	IVE

HARDWARE SET #07 - INTERIOR - PANIC				
QTY	DESCRIPTION	CATALOG NUMBER	FINISH	MFR
6	EA HINGE	5BB1 4.5 X 4.5	630	IVE
2	EA PANIC HARDWARE	9927-LABR-M81-SNB	626	VON
2	EA RIM CYLINDER	20-057 ICX	626	SCH
2	EA PRIMUS CORE	20-740-XP	626	SCH
2	EA SURFACE CLOSER	4040XP REG OR PAAS REQ	689	LCN
2	EA KICK PLATE	8400 10" X 1" LDW B-CS	630	IVE
2	EA WALL STOP	WS406/407CCV	630	IVE
1	EA SOUND CONTROL SEALS	PER MANUFACTURERS STC REQUIREMENTS	AL	UNK

HARDWARE SET #08 - INTERIOR MECH - PAIR				
QTY	DESCRIPTION	CATALOG NUMBER	FINISH	MFR
8	EA HINGE	5BB1 4.5 X 4.5	630	IVE
1	SET CONST LATCHING BOLT	FB51P	626	IVE
1	EA DUST PROOF STRIKE	DP2	626	SCH
1	EA VANDL STOREROOM LOCK	ND96TD BRK	626	SCH
1	EA PRIMUS CORE	20-740-XP	626	SCH
1	EA COORDINATOR	COR X FL	626	IVE
2	EA MOUNTING BRACKET	MB	689	IVE
1	EA SURFACE CLOSER	4040XP REG OR PAAS REQ	689	LCN
2	EA KICK PLATE	8400 10" X 2" LDW B-CS	630	IVE
1	EA SOUND CONTROL SEALS	PER MANUFACTURERS STC REQUIREMENTS	AL	UNK
ASTRAGAL BY DOOR SUPPLIER				
SEALS AND THRESHOLD PER STC DOOR MANUFACTURERS REQUIREMENTS				

NOTE: ALL DOOR CYLINDERS ARE TO MEET MIAMI-DADE COUNTY REQUIREMENTS.

HARDWARE SET #09 - STOREROOM - NON-RATED - PAIR				
QTY	DESCRIPTION	CATALOG NUMBER	FINISH	MFR
8	EA HINGE	5BB1 4.5 X 4.5	630	IVE
1	EA POWER TRANSFER	EPT10 CON	689	VON
1	SET CONST LATCHING BOLT	FB51P	630	IVE
1	EA DUST PROOF STRIKE	DP2	626	IVE
1	EA EU STOREROOM LOCK	ND980DC EU BRK RX CON 12V24V DC	626	SCH
1	EA PRIMUS CORE	20-740-XP	626	SCH
1	EA COORDINATOR	COR X FL	626	IVE
2	EA MOUNTING BRACKET	MB	689	IVE
1	EA SURFACE CLOSER	4040XP REG OR PAAS REQ	689	LCN
2	EA KICK PLATE	8400 10" X 2" LDW B-CS	630	IVE
2	EA SILENCER	SR64	GRY	IVE
1	EA WIRE HARNESS	CON-LENGTH TO SUIT	GRY	SCH
1	EA MULTITECH READER	MT15 12 VDC	BLK	SCE
ASTRAGAL BY DOOR SUPPLIER				
WHEN VALID CREDENTIAL IS PRESENTED, THIS ALLOWS FOR VALID ENTRY, FREE EGRESS ALWAYS AVAILABLE.				

HARDWARE SET #10 - WORKROOM				
QTY	DESCRIPTION	CATALOG NUMBER	FINISH	MFR
7	EA HINGE	5BB1 4.5 X 4.5	630	IVE
1	EA ELEC CLASSROOM LOCK	CO-105-CV70-XP-BRK-J4B	626	SCE
1	EA PRIMUS CORE	20-740-XP	626	SCH
1	EA FBIC CORE	23-030 ICX	622	SCH
1	EA SURFACE CLOSER	1461 REG OR PAAS REQ STD TBSRT	689	LCN
1	EA KICK PLATE	8400 10" X 2" LDW B-CS	630	IVE
1	EA WALL STOP	WS406/407CCV	630	IVE
3	EA SILENCER	SR64	GRY	IVE

HARDWARE SET #11 - STOREROOM - RATED				
QTY	DESCRIPTION	CATALOG NUMBER	FINISH	MFR
3	EA HINGE	5BB1 4.5 X 4.5	630	IVE
1	EA PASSAGE SET	ND105 BRK	626	SCH
1	EA SURFACE CLOSER	1461 CUSH STD TBSRT	689	LCN
1	EA KICK PLATE	8400 10" X 2" LDW B-CS	630	IVE
1	EA GASKETING	488F SBK PSA	BK	ZER

HARDWARE SET #12 - STOREROOM - NON-RATED				
QTY	DESCRIPTION	CATALOG NUMBER	FINISH	MFR
3	EA HINGE	5BB1 4.5 X 4.5	630	IVE
1	EA STOREROOM LOCK	ND90TD BRK	626	SCH
2	EA PRIMUS CORE	20-740-XP	626	SCH
1	EA SURFACE CLOSER	1461 REG OR PAAS REQ STD TBSRT	689	LCN
1	EA KICK PLATE	8400 10" X 2" LDW B-CS	630	IVE
1	EA WALL STOP	WS406/407CCV	630	IVE
3	EA SILENCER	SR64	GRY	IVE

HARDWARE SET #12.1 - STOREROOM - NON-RATED				
QTY	DESCRIPTION	CATALOG NUMBER	FINISH	MFR
3	EA HINGE	5BB1 4.5 X 4.5	630	IVE
1	EA ENTRANCE/OFFICE LOCK	ND50TD BRK	626	SCH
1	EA PRIMUS CORE	20-740-XP	626	SCH
1	EA SURFACE CLOSER	1461 REG OR PAAS REQ STD TBSRT	689	LCN
1	EA KICK PLATE	8400 10" X 2" LDW B-CS	630	IVE
1	EA WALL STOP	WS406/407CCV	630	IVE
3	EA SILENCER	SR64	GRY	IVE

HARDWARE SET #13 - OFFICE - NON-RATED				
QTY	DESCRIPTION	CATALOG NUMBER	FINISH	MFR
3	EA HINGE	5BB1 4.5 X 4.5	630	IVE
1	EA ENTRANCE/OFFICE LOCK	ND50TD BRK	626	SCH
1	EA PRIMUS CORE	20-740-XP	626	SCH
1	EA WALL STOP	WS406/407CCV	630	IVE
3	EA SILENCER	SR64	GRY	IVE

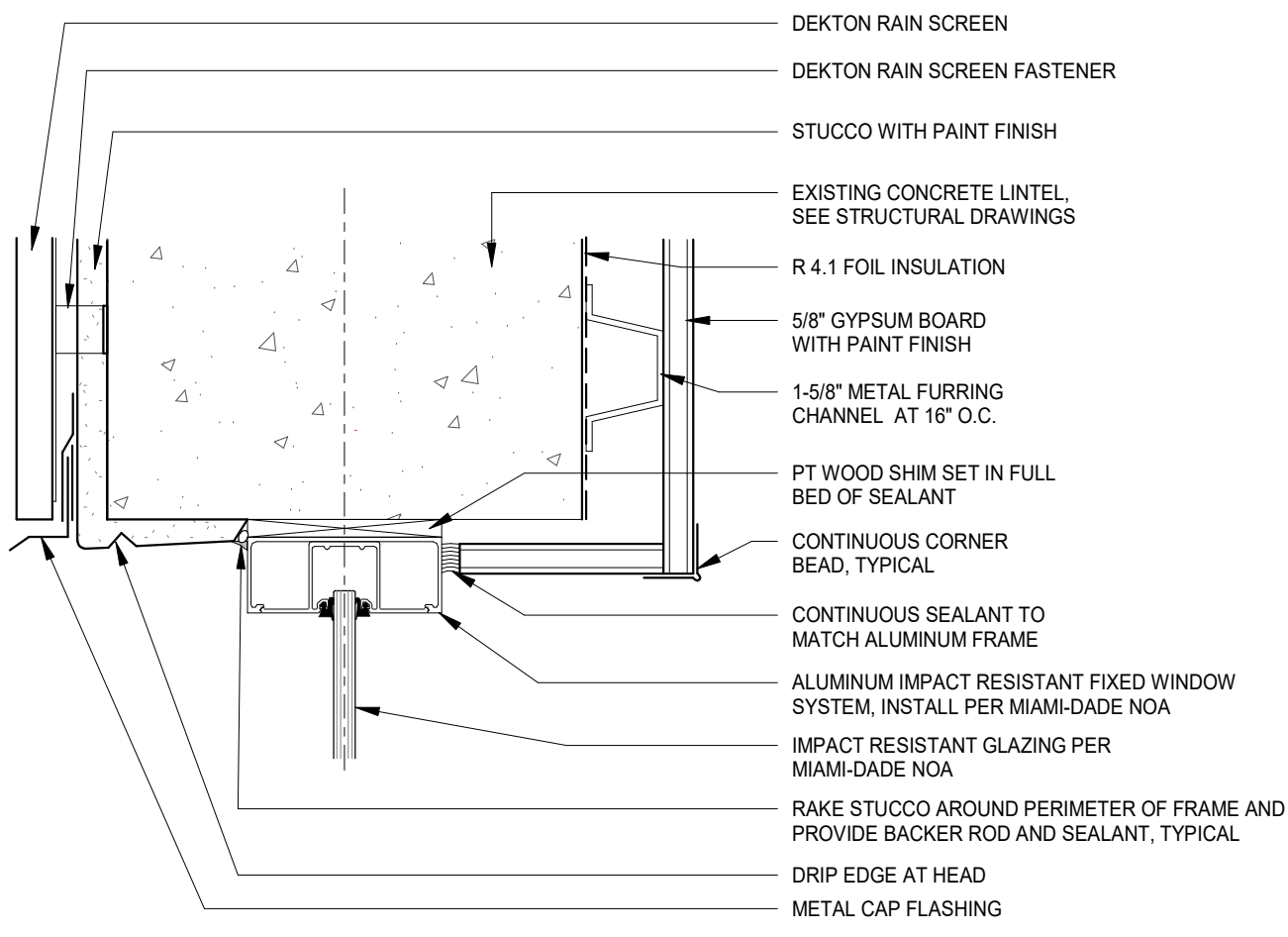
HARDWARE SET #14 - SINGLE USE RESTROOMS				
QTY	DESCRIPTION	CATALOG NUMBER	FINISH	MFR
3	EA HINGE	5BB1 4.5 X 4.5	630	IVE
1	EA PRIVACY W/COIN TURN	LV9044 M81A L583-363 L283-722	626	SCH
1	EA SURFACE CLOSER	1461 REG OR PAAS REQ STD TBSRT	689	LCN
1	EA KICK PLATE	8400 10" X 2" LDW B-CS	630	IVE
1	EA WALL STOP	WS406/407CCV	630	IVE
3	EA SILENCER	SR64	GRY	IVE

HARDWARE SET #15				
QTY	DESCRIPTION	CATALOG NUMBER	FINISH	MFR
3	EA HINGE	5BB1 4.5 X 4.5	630	IVE
1	EA PASSAGE SET	ND105 BRK	626	SCH
1	EA SURFACE CLOSER	4040XP REG OR PAAS REQ TBSRT	689	LCN
1	EA KICK PLATE	8400 10" X 2" LDW B-CS	630	IVE
1	EA WALL STOP	WS406/407CCV	630	IVE
3	EA SILENCER	SR64	GRY	IVE

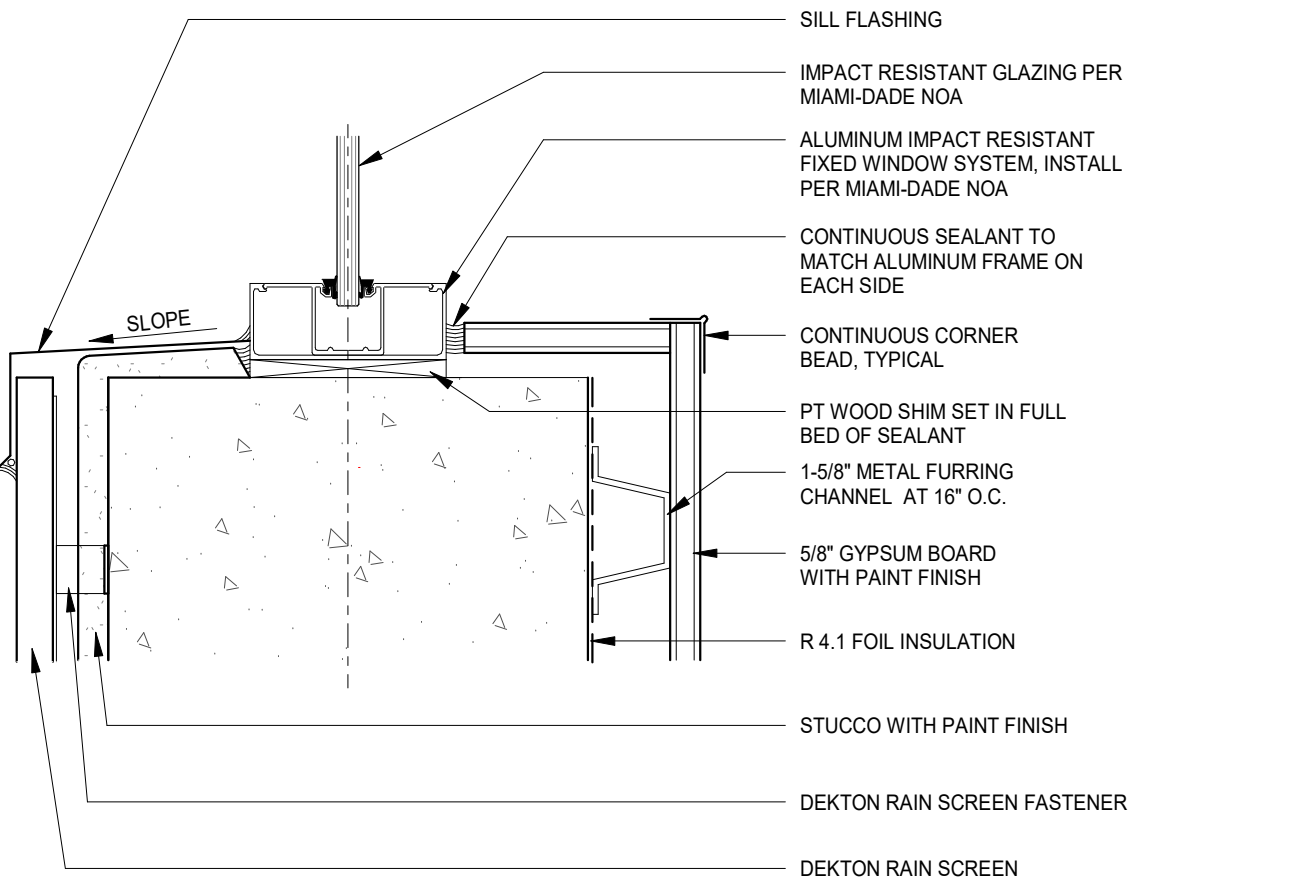
HARDWARE SET #16 - MULTI-USE RESTROOMS				
QTY	DESCRIPTION	CATALOG NUMBER	FINISH	MFR
3	EA HINGE	5BB1 4.5 X 4.5	630	IVE
1	EA PUSH PLATE	8200 4" X 16"	630	IVE
1	EA PULL PLATE	8303 10" 4" X 16"	630	IVE
1	EA SURFACE CLOSER	4040XP REG OR PAAS REQ TBSRT	689	LCN
1	EA KICK PLATE	8400 10" X 2" LDW B-CS	630	IVE
1	EA WALL STOP	WS406/407CCV	630	IVE
3	EA SILENCER	SR64	GRY	IVE

HARDWARE SET #17				
QTY	DESCRIPTION	CATALOG NUMBER	FINISH	MFR
1	EA SLIDING DOOR HW	BY STANLEY SYSTEMS	STA	STA

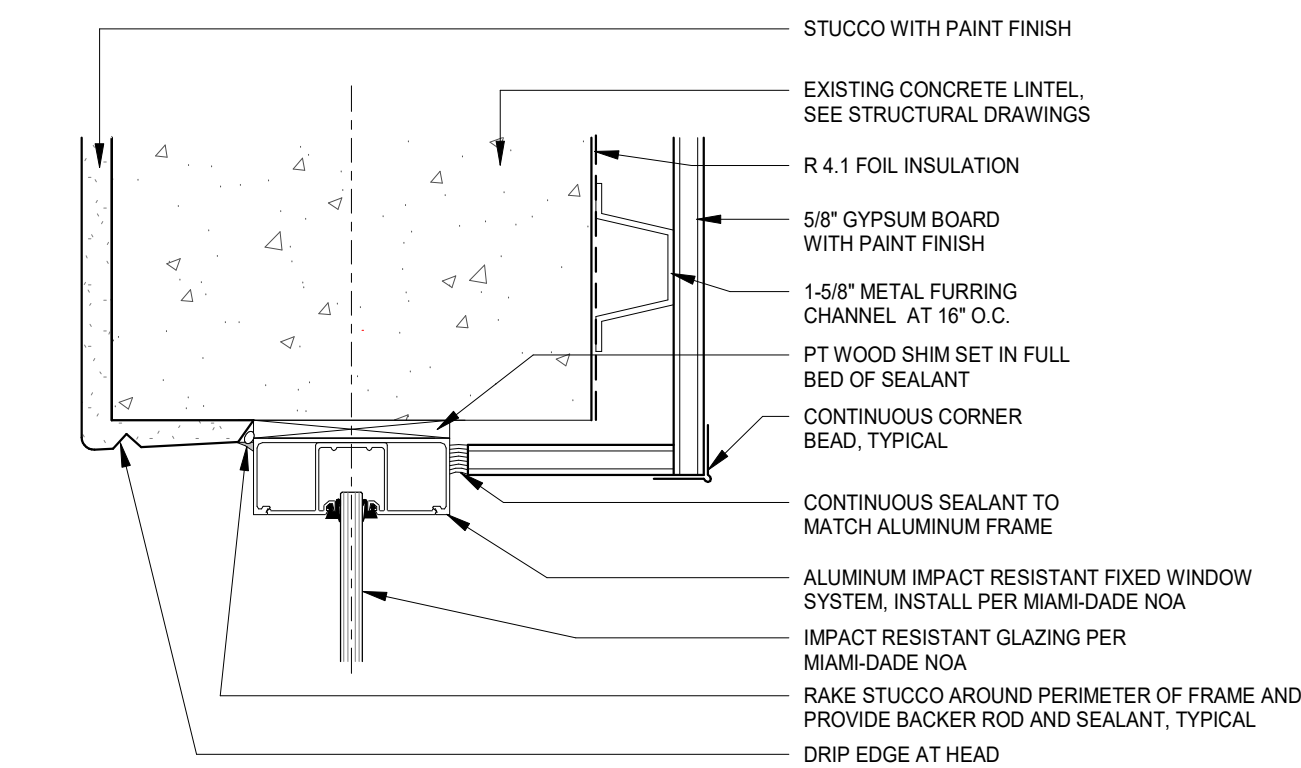
HARDWARE SET #18				
QTY	DESCRIPTION	CATALOG NUMBER	FINISH	MFR
1	EA PER NOA	ALL HARDWARE BY MANUFACTURER		



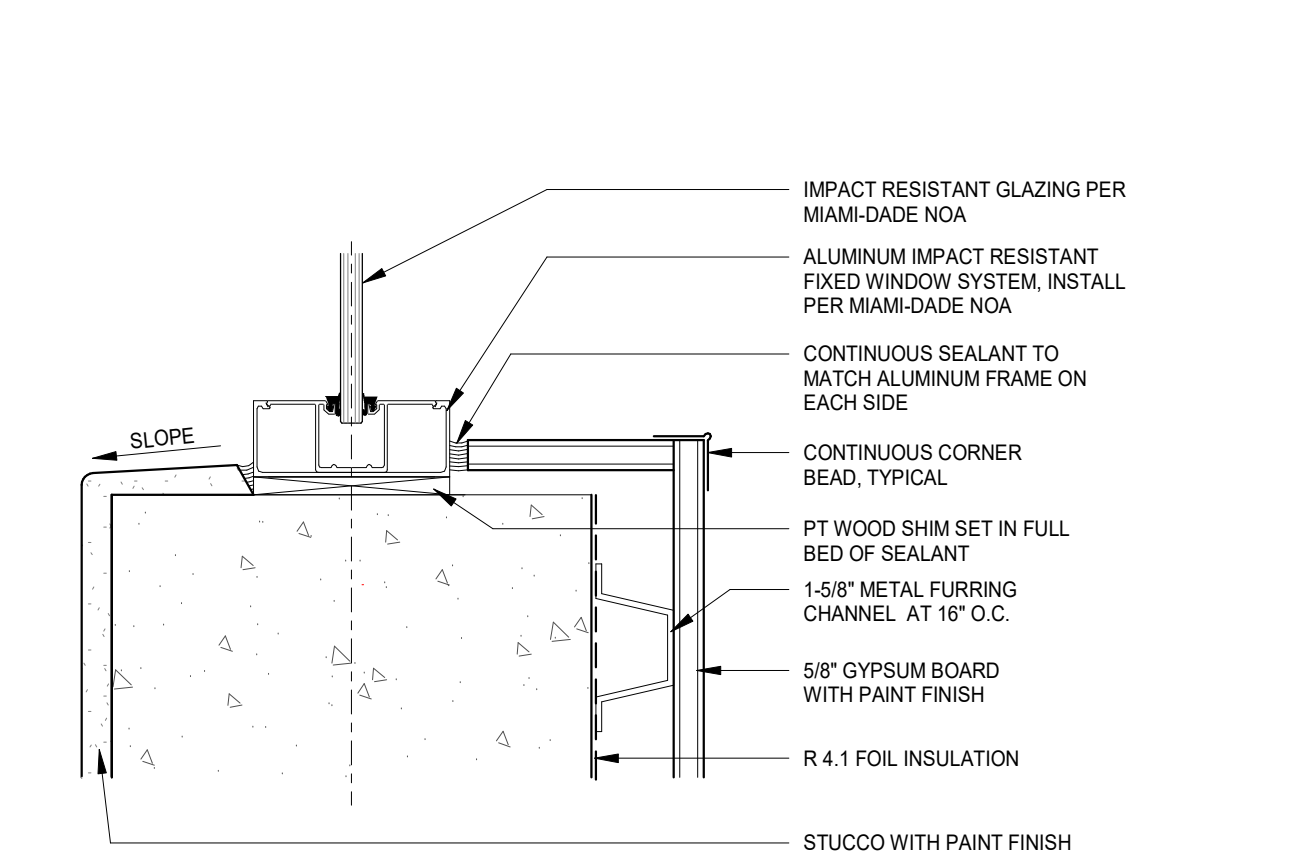
7 Exterior Glass Header
A7.1 Scale: 3" = 1'-0"



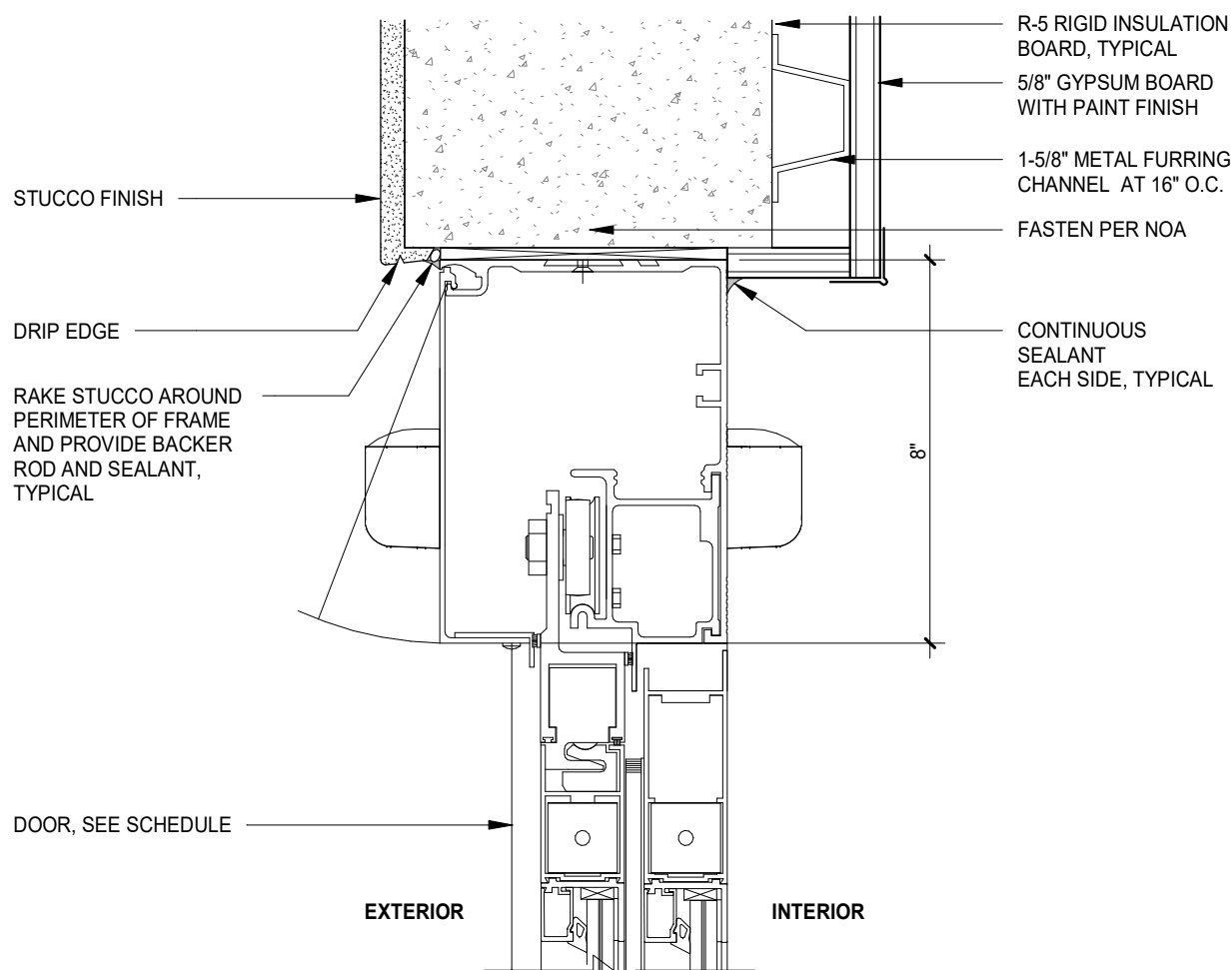
8 Exterior Glass Sill
A7.1 Scale: 3" = 1'-0"



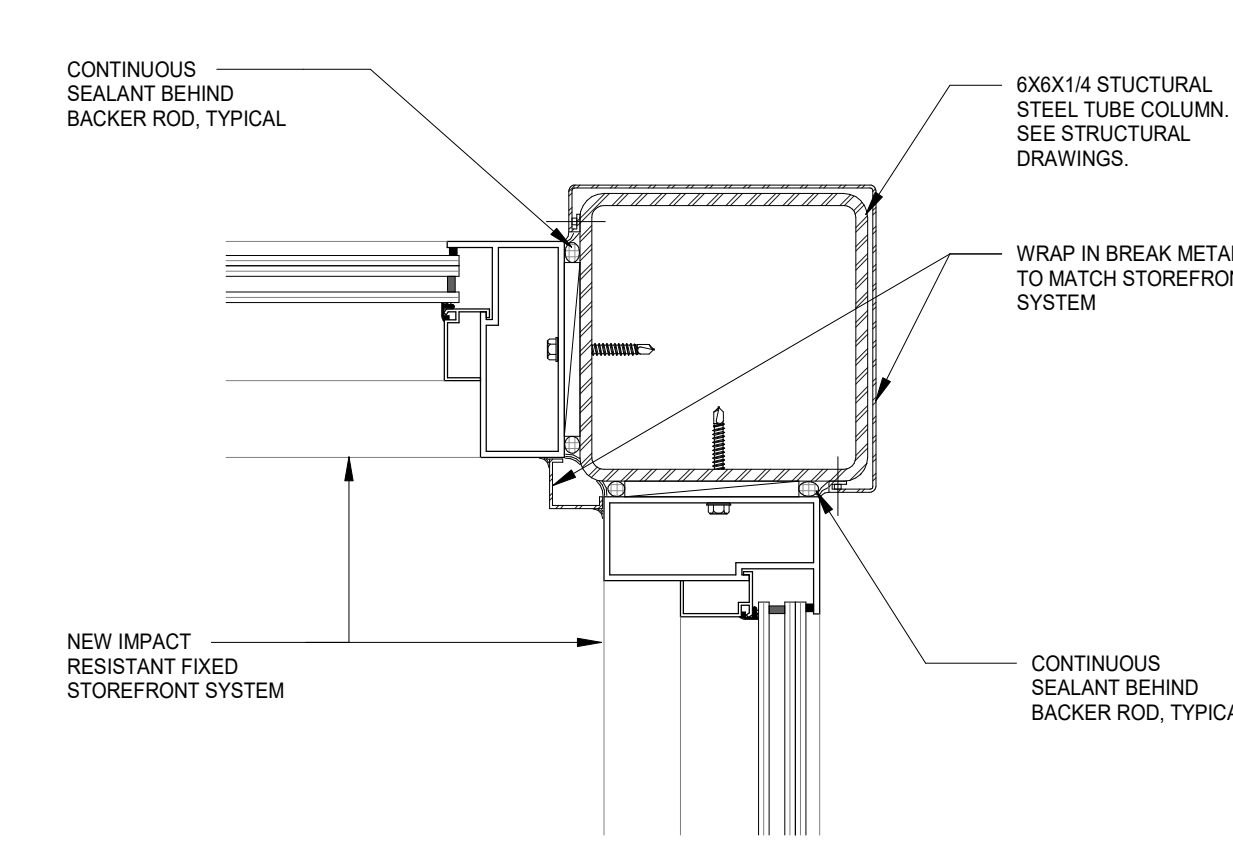
9 Exterior Glass Header
A7.1 Scale: 3" = 1'-0"



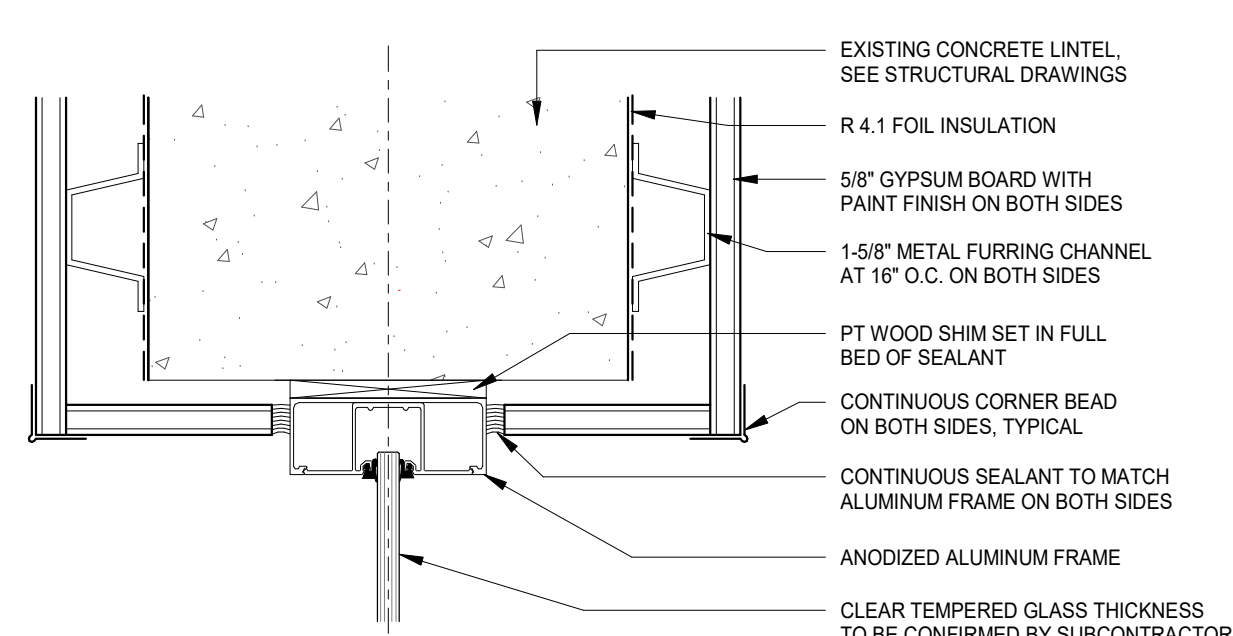
10 Exterior Glass Sill
A7.1 Scale: 3" = 1'-0"



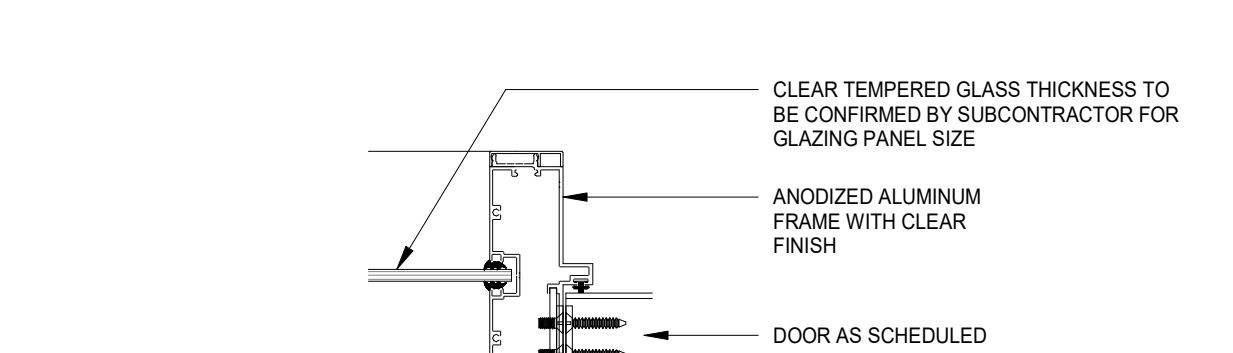
4 Sliding Door Header and Sill
A7.1 Scale: 3" = 1'-0"



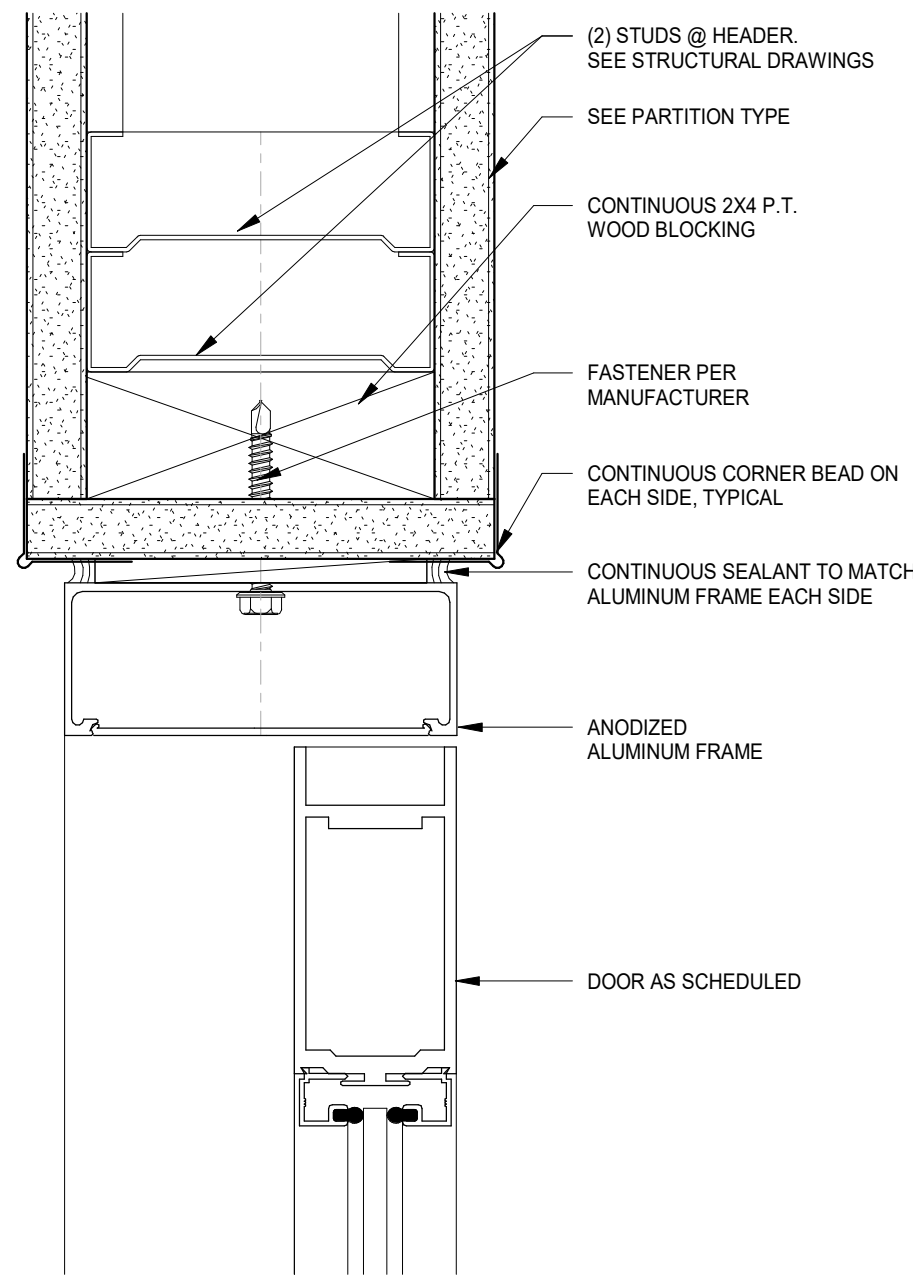
5 Storefront Corner Detail
A7.1 Scale: 3" = 1'-0"



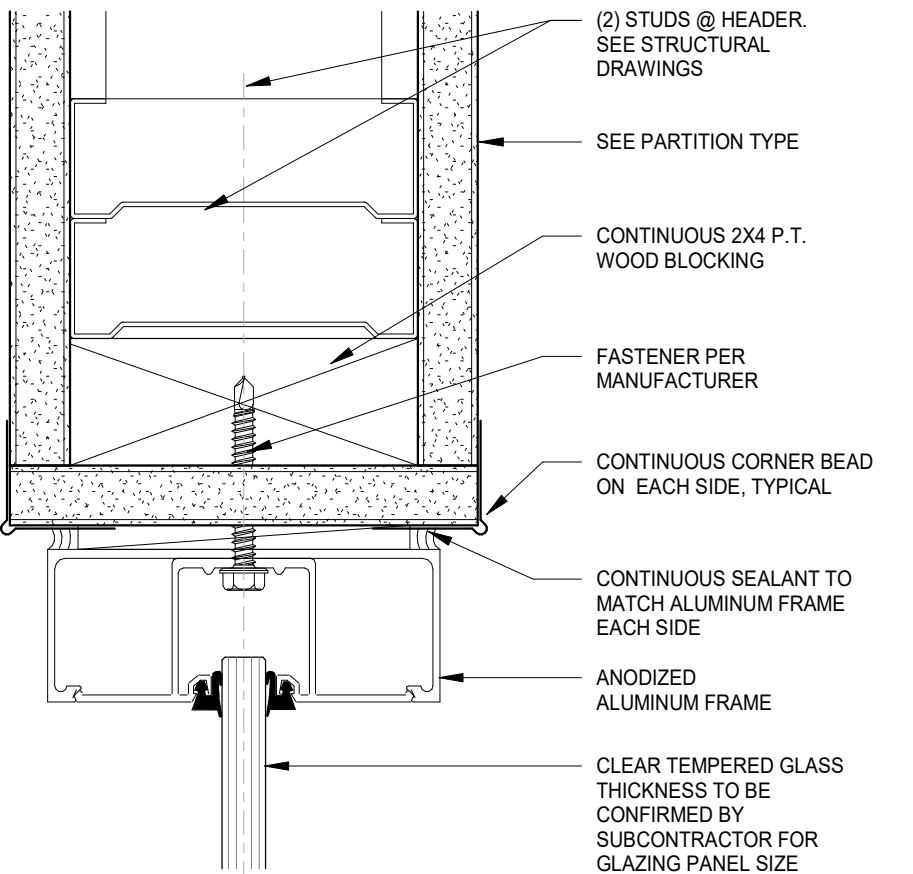
6 Glass Header
A7.1 Scale: 3" = 1'-0"



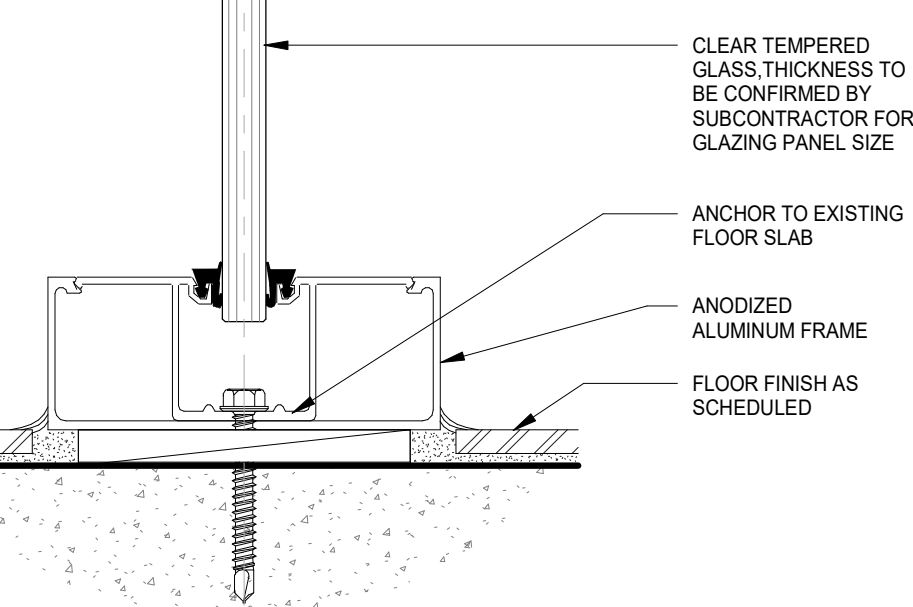
12 Glass Door/Fixed Glass
A7.1 Scale: 3" = 1'-0"



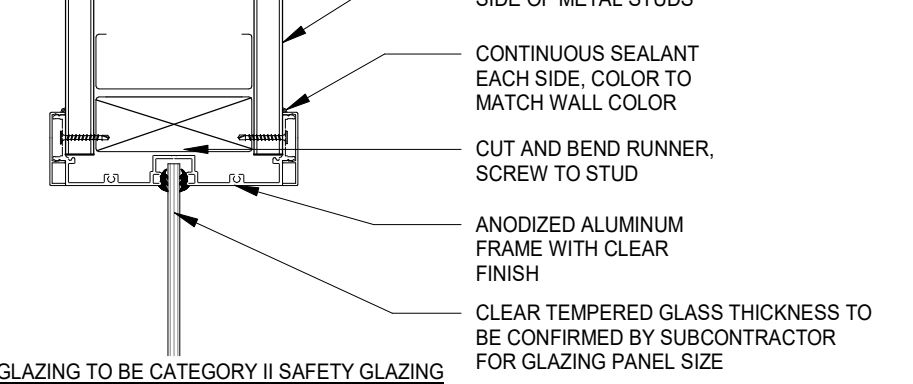
1 Glass Door Header
A7.1 Scale: 6" = 1'-0"



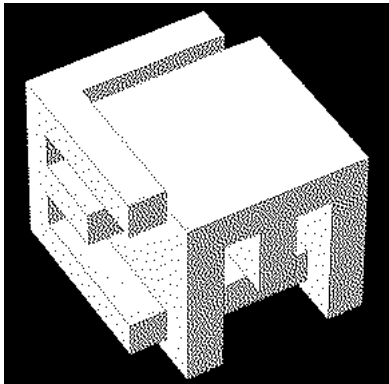
2 Glass Header
A7.1 Scale: 6" = 1'-0"



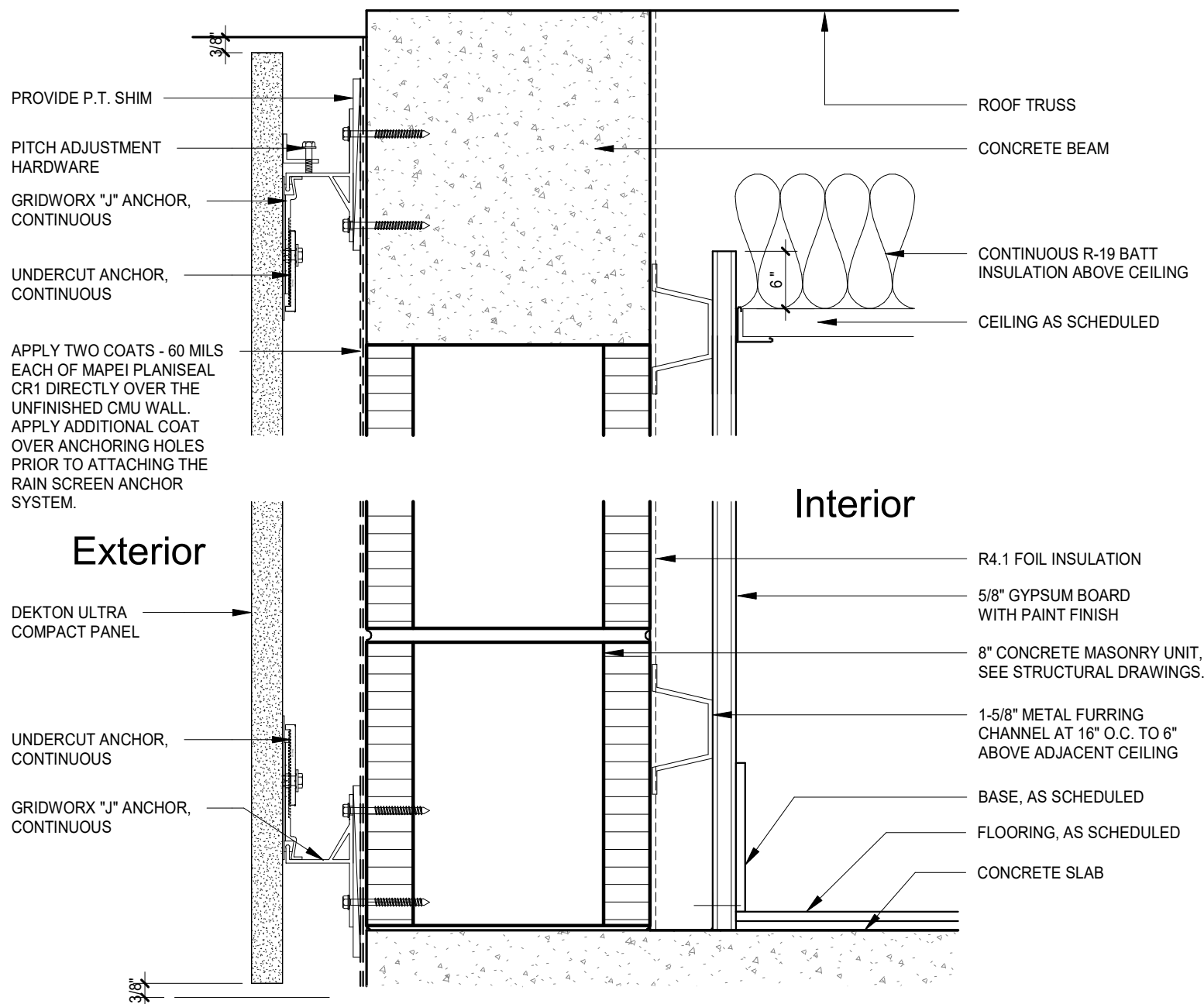
3 Glass Sill
A7.1 Scale: 6" = 1'-0"



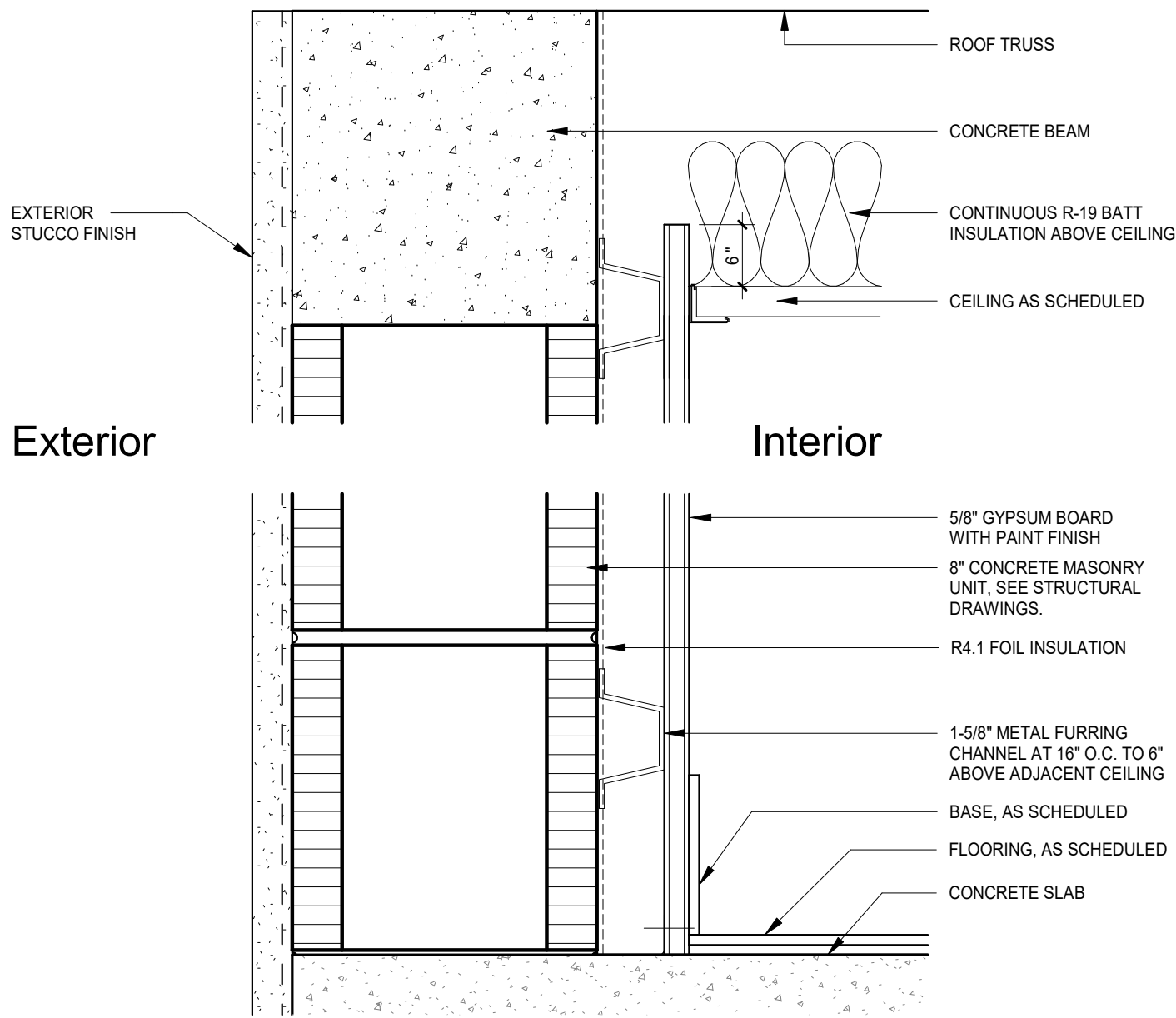
11 Head, Jamb Similar
A7.1 Scale: 3" = 1'-0"



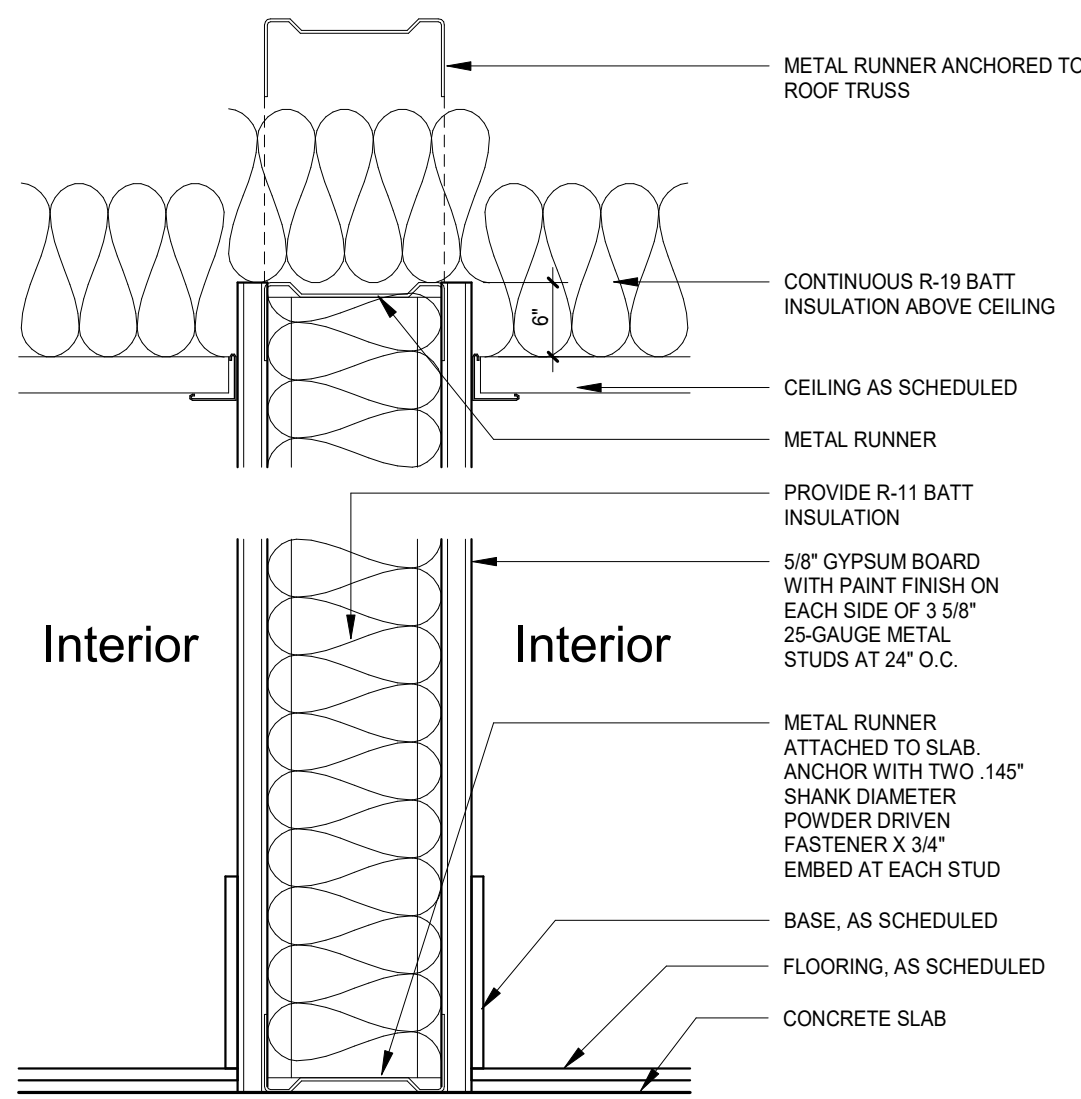
ELM ARCH



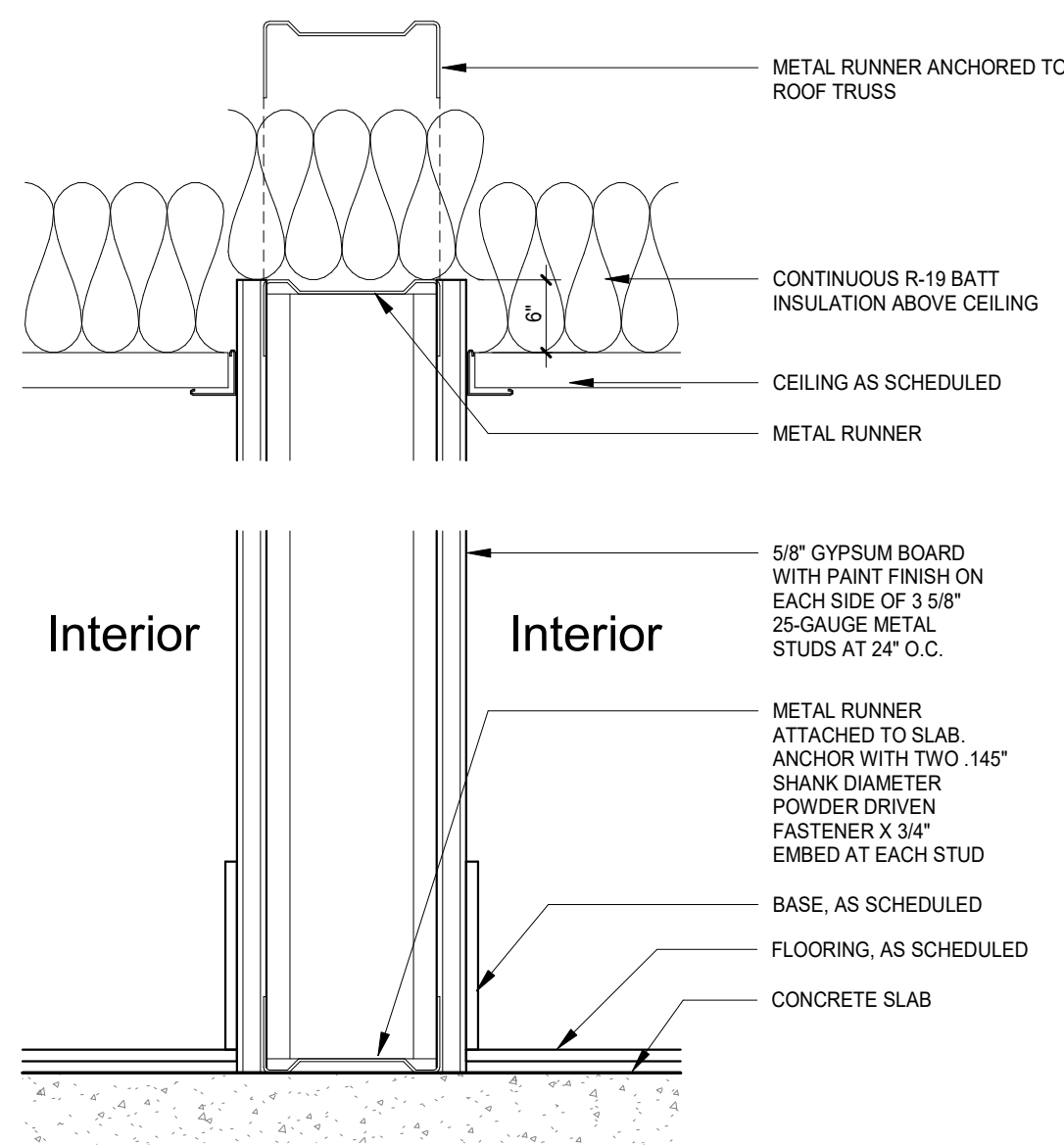
4 Partition Type 'D'
A8.0 Scale: 3" = 1'-0"



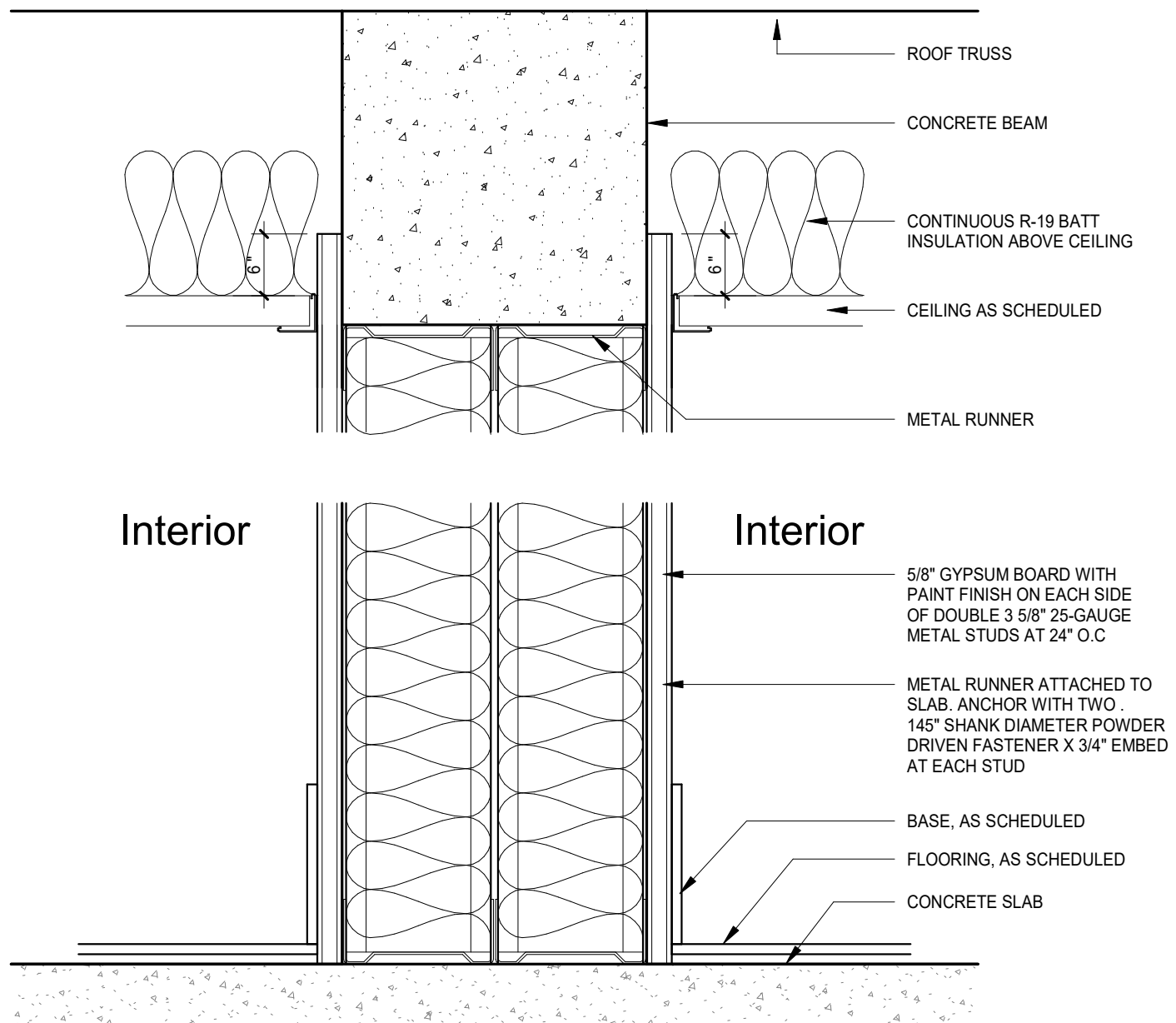
3 Partition Type 'C'
A8.0 Scale: 3" = 1'-0"



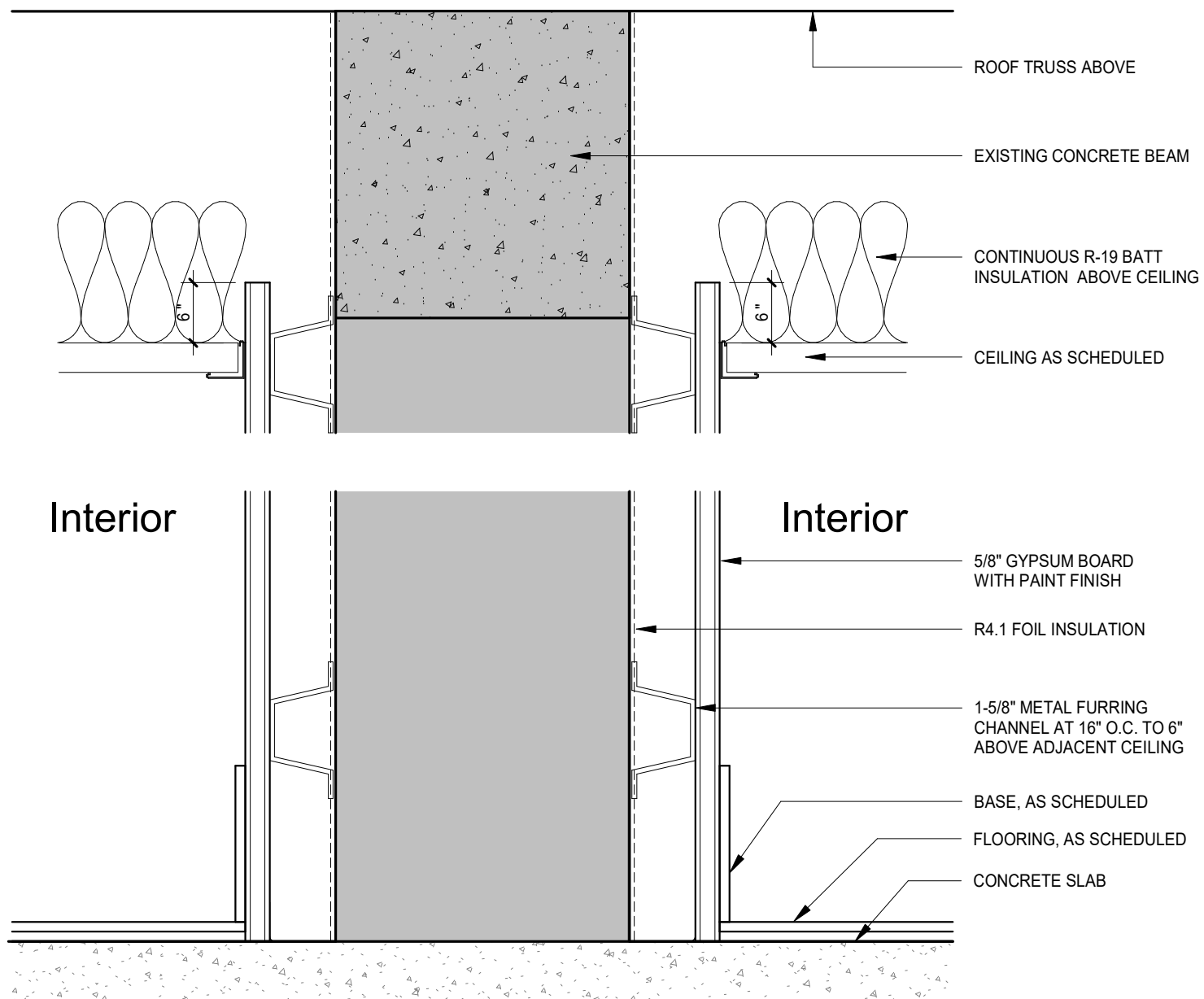
2 Partition Type 'B'
A8.0 Scale: 3" = 1'-0"



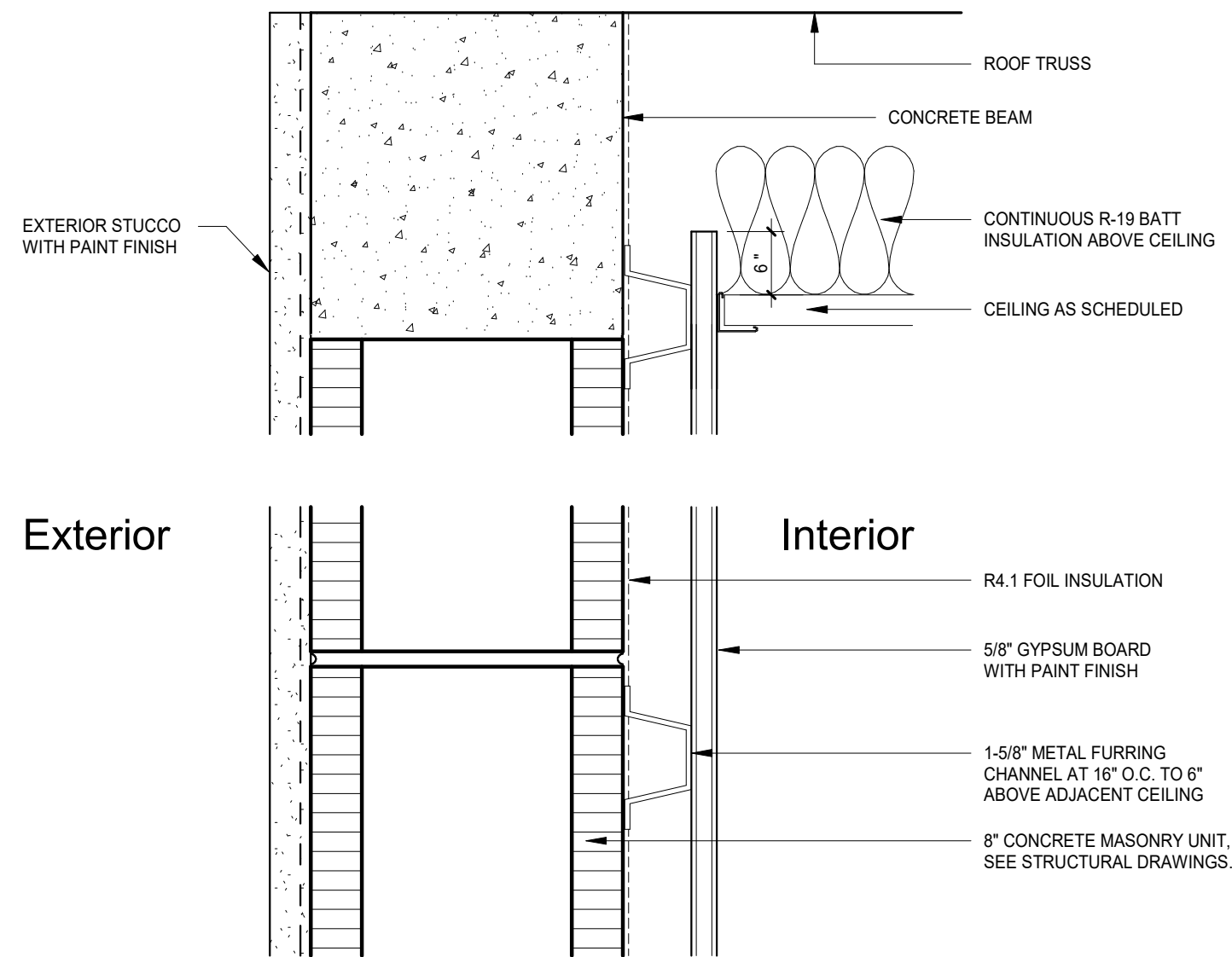
1 Partition Type 'A'
A8.0 Scale: 3" = 1'-0"



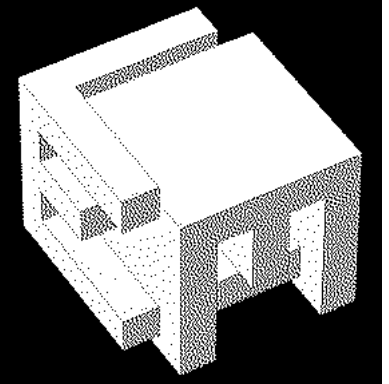
7 Partition Type 'G'
A8.0 Scale: 3" = 1'-0"



6 Partition Type 'F'
A8.0 Scale: 3" = 1'-0"



5 Partition Type 'E'
A8.0 Scale: 3" = 1'-0"



ELM ARCH

8950 SW 74TH Court
Suite 1204
Miami, FL 33156
786-391-2646

Qualifier: Erik Lloyd Myers
State of Florida: AR 93574

Sign & Seal: Erik Lloyd Myers
State of Florida: AR 93574

OWNER:

Miami Lakes Branch Library

6699 Windmill Gate Road
Miami Lakes, FL 33014

TITLE: Partition Types

REVISION

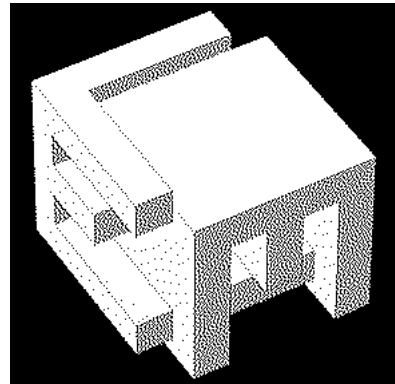
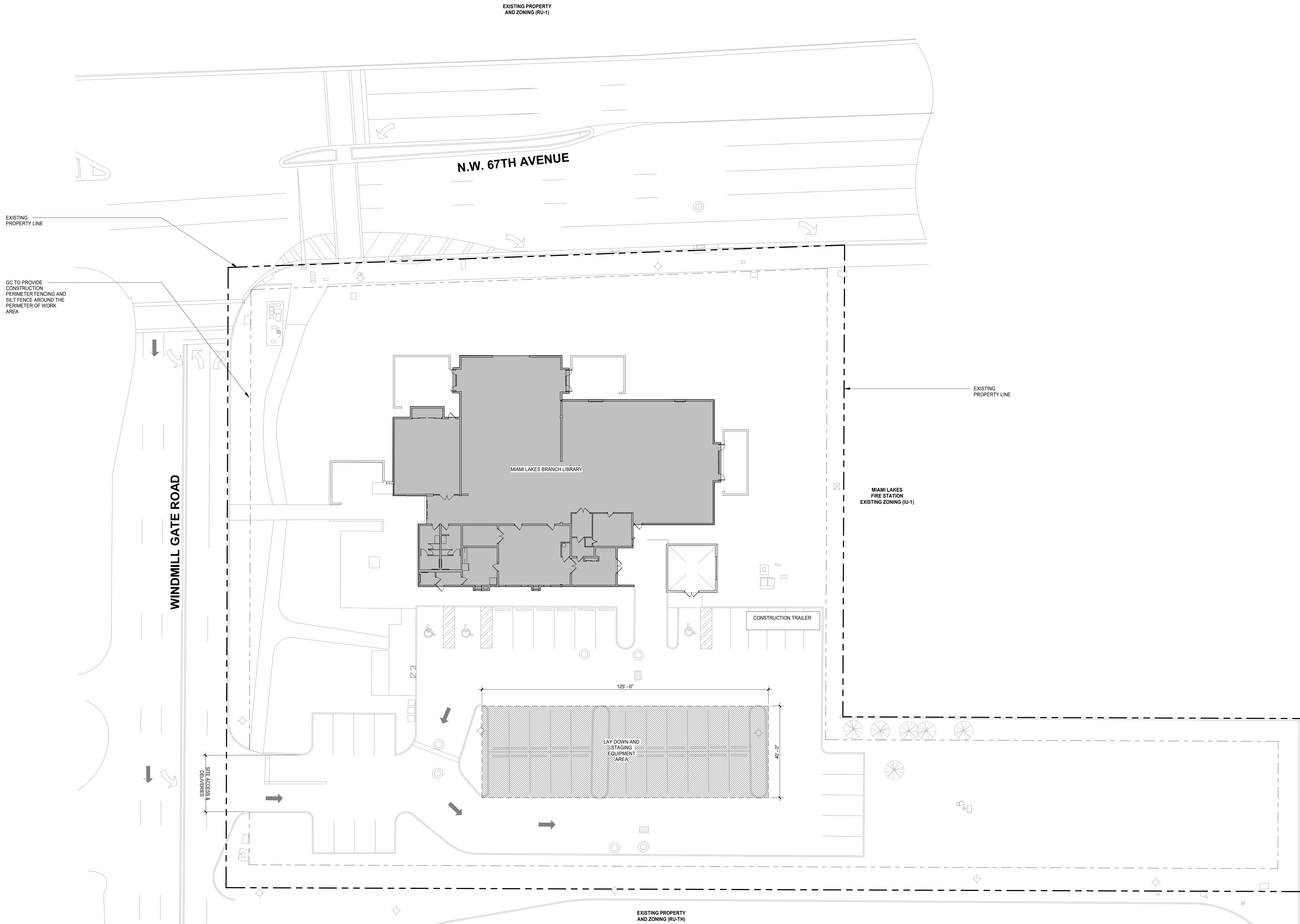
DATE
04-03-2023

PROJECT NUMBER
19119

SHEET NUMBER

A8.0

27 OF 29



ELM ARCH

8950 SW 74TH Court
Suite 1204
Miami, FL 33156
786-391-2646

Qualifier: Erik Lloyd Myers
State of Florida: AR 93574

Sign & Seal: Erik Lloyd Myers
State of Florida: AR 93574

OWNER:

Miami Lakes Branch Library

6689 Windmill Gate Road
Miami Lakes, FL 33014

TITLE: Construction Staging Plan

REVISION		
1	COMMENTS	08-28-23

DATE
04-03-2023
PROJECT NUMBER
19119

SHEET NUMBER
CP1.0
29 OF 29

1 Construction Staging Plan
CP1.0 Scale: 1" = 20'-0"

