

MIAMI-DADE COUNTY  
DEPARTMENT OF TRANSPORTATION AND PUBLIC WORKS (DTPW)

---

ADDENDUM NO. 1  
February 22, 2024

PROJECT: Metrorail 3rd Rail Isolation Disconnect Switch Replacement  
Project No: IRP338-DTPW23-CT  
Capital Project

BID DUE DATE: March 6, 2024; 02:00 P.M.

FROM: Miami-Dade County DTPW  
Capital Improvements Division  
111 NW First Street, 14th Floor  
Miami, FL 33128  
305.375.2930

TO: Prospective Bidders and Interested Parties

This Addendum forms part of the project solicitation documents and will be incorporated into the Contract Documents, as applicable. Insofar as the Original Contract Documents, Drawings and Specifications are inconsistent, this Addendum shall govern. Please acknowledge receipt of this Addendum, at the time of bid submittal to Miami-Dade County, in the space provided on the "Acknowledgement of Addenda Form" provided with the project solicitation documents. Failure to acknowledge receipt of all addenda may be cause for disqualification.

**CHANGES TO CONTRACT DOCUMENTS:**

**MODIFICATIONS:**

VOLUME II OF II

A. Technical Specifications:

Add the Disconnect Switch diagram and Traction Power Electrification Plans attached herein to the end of the Volume II of II, Manuals & Technical Specifications under Technical Specifications.

**END OF ADDENDUM NO. 1**

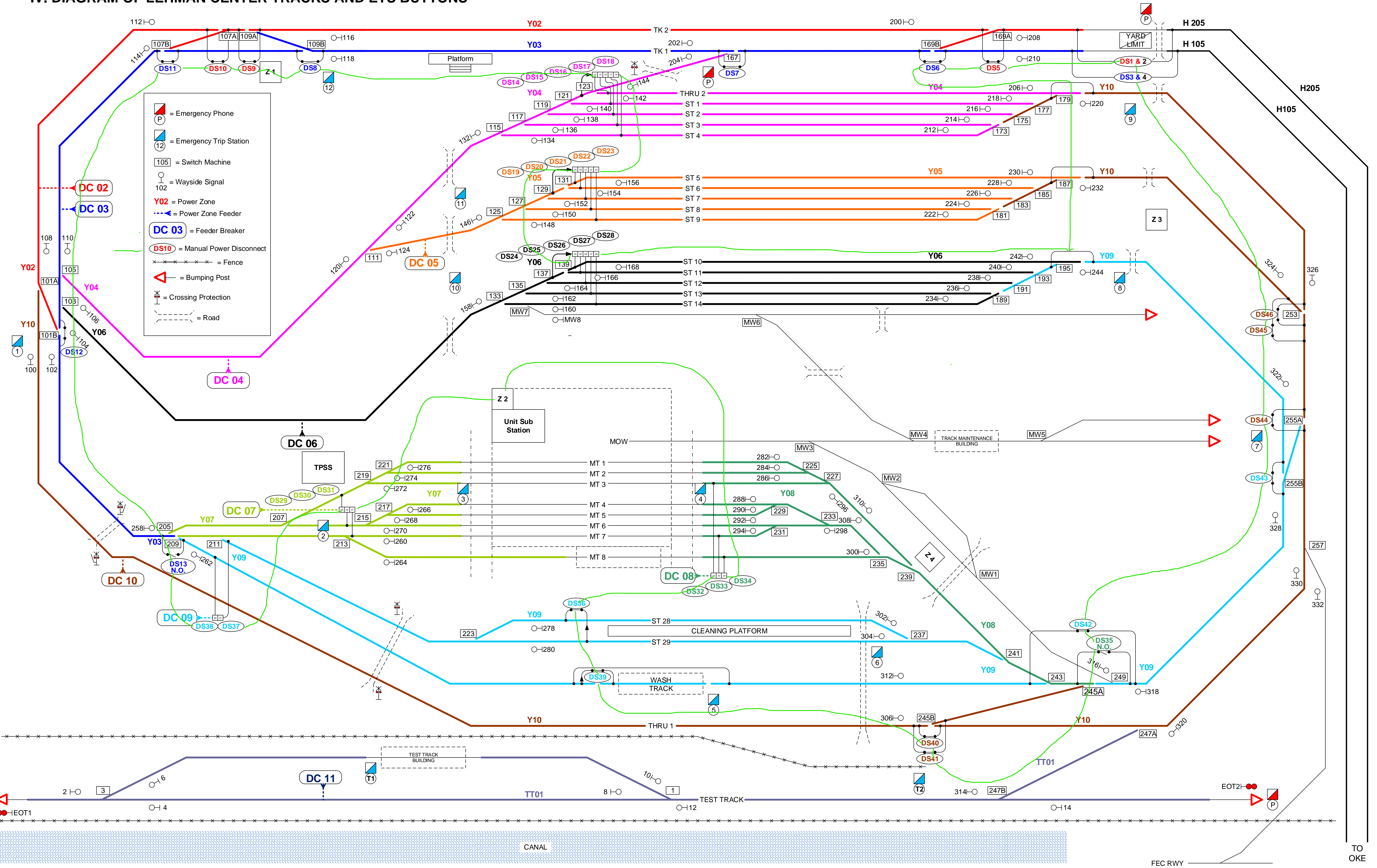



Alfredo E. Muñoz, P.E.  
Chief, Capital Improvements Division  
Department of Transportation and Public Works (DTPW)

AM:jbp

cc: Katherine Fernandez, DTPW	Jean Bernard Philippeaux, DTPW	Laurie Johnson, ISD
Ian Pereira, DTPW	Scott Nicoll, DTPW	Caesar Suarez, ISD
Eric Perez, ISD	Project File	Clerk of the Board

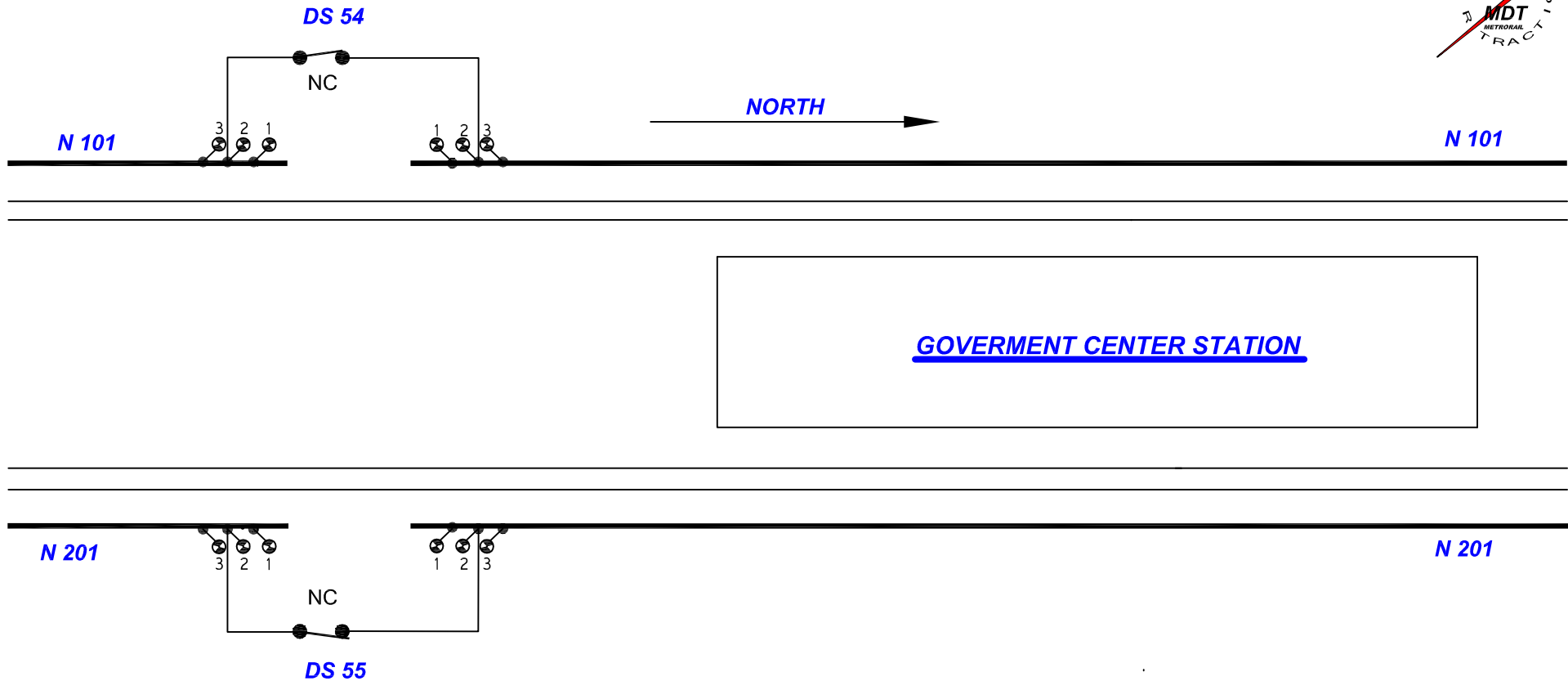

# IV. DIAGRAM OF LEHMAN CENTER TRACKS AND ETS BUTTONS





**MIAMI DADE COUNTY METRORAIL**  
**TRACTION POWER ELECTRIFICATION PLAN**  
**GOVERNMENT CENTER STATION**

**PM-1718-I PAGE 2**  
 USE THIS SCHEMATIC FOR REFERENCE ONLY




**REFERENCE:**

**CONTRACT Y69 1**  
**DRAWING TP139-0**

THIS DRAWING IS PROPERTY OF MIAMI-DADE TRANSIT. REPRODUCTION OR MODIFICATIONS WITHOUT THE PROPER APPROVAL BY TRACTION POWER DIVISION 82 IS PROHIBITED.



<b>MIAMI DADE TRANSIT</b>		GOVERNMENT CENTER STATION	
Drawn by AL' SANCHEZ - FESM	Designed by LEO INTERIAN Traction Power Supervisor		
Date of Completion: January 2008	<b>82</b>	PM 1718-I	
METRO RAIL ELECTRIFICATION		TRACTION POWER	



# MIAMI DADE COUNTY METRORAIL

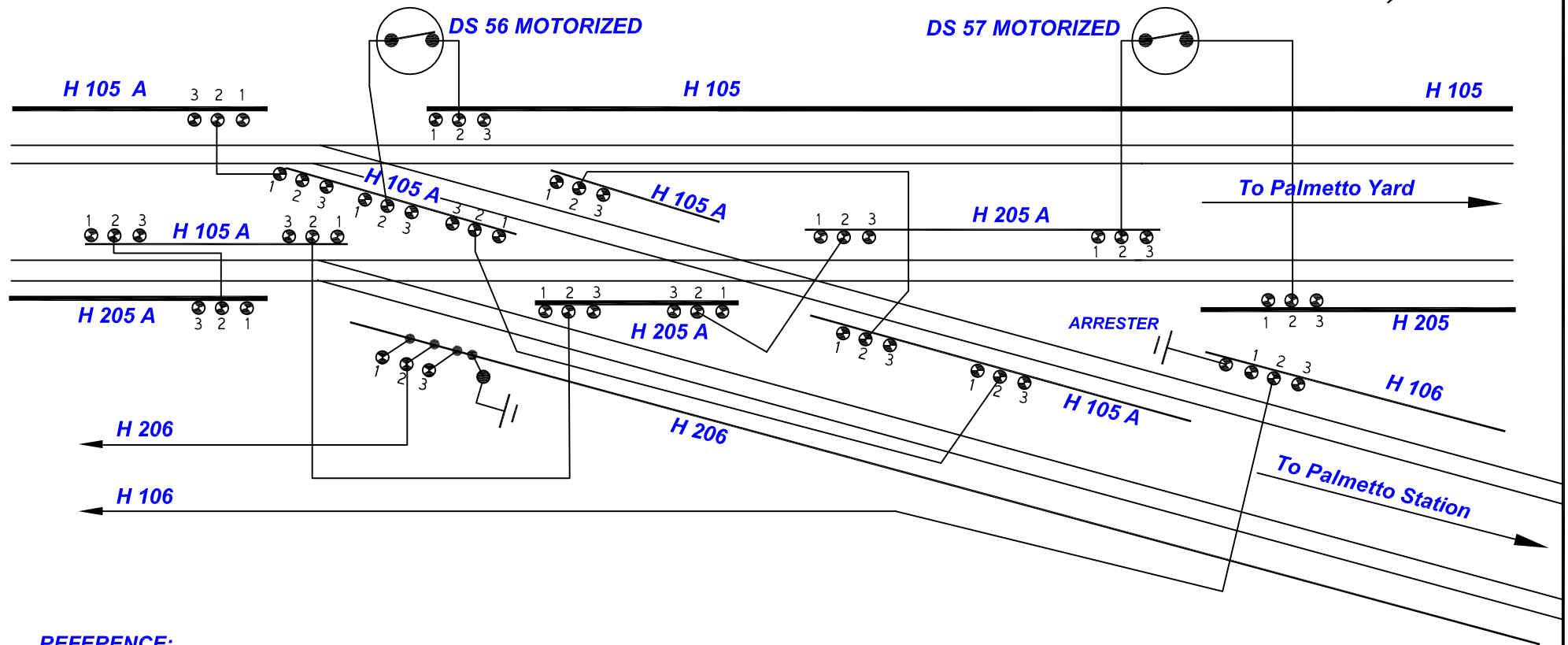
## TRACTION POWER ELECTRIFICATION PLAN

### GAP TIE 3 TRANSITION AREA

PM-1718-I PAGE 2  
USE THIS SCHEMATIC FOR REFERENCE ONLY



NORTH →



**REFERENCE:**

CONTRACT TA97  
DRAWING MR10-1R

THIS DRAWING IS PROPERTY OF MIAMI-DADE TRANSIT. REPRODUCTION OR MODIFICATIONS WITHOUT THE PROPER APPROVAL BY TRACTION POWER DIVISION 82 IS PROHIBITED.



<b>MIAMI DADE TRANSIT</b> GAP TIE 3 TRANSITION AREA	
Drawn by AL' SANCHEZ - FESM	Designed by LEO INTERIAN Traction Power Supervisor
Date of Completion: January 2008	
METRO RAIL ELECTRIFICATION	DIVISION <b>82</b>
	<b>PM 1718-I</b> <b>TRACTION POWER</b>

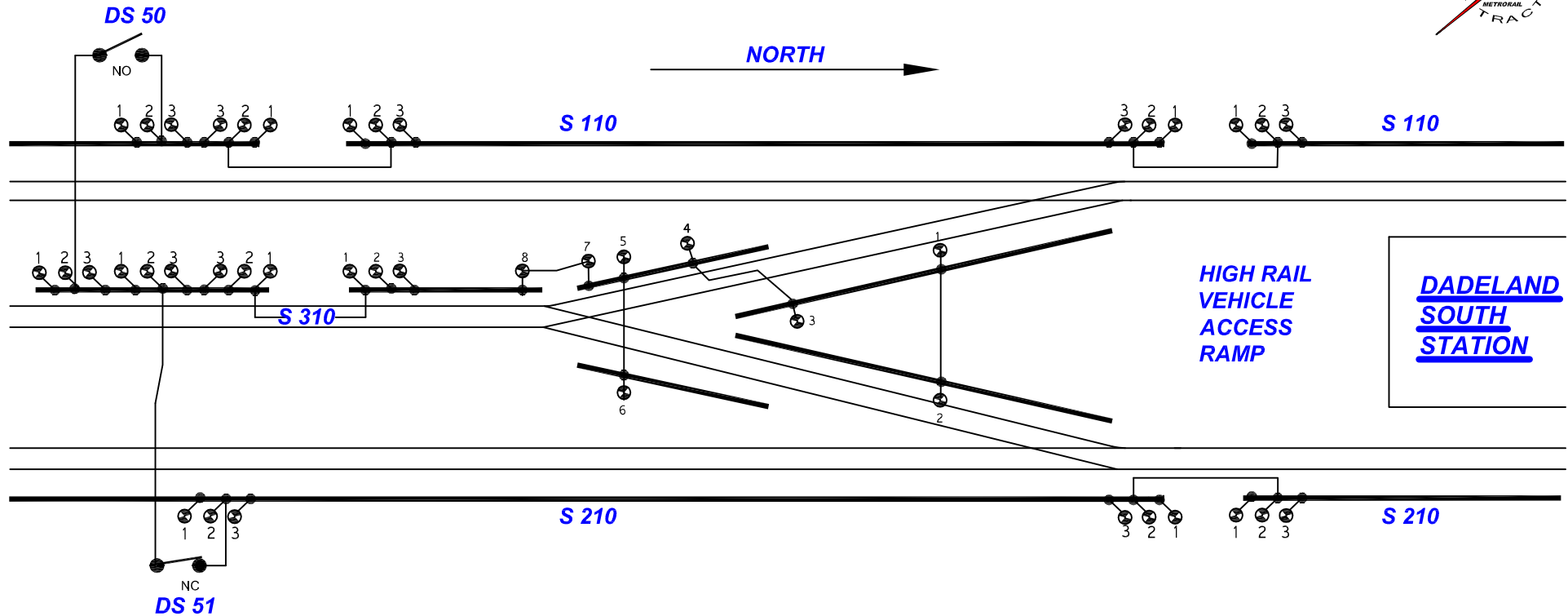



# MIAMI DADE COUNTY METRORAIL

## TRACTION POWER ELECTRIFICATION PLAN

### DADELAND SOUTH STATION TRAIL TRACK

**PM-1718-I PAGE 2**  
USE THIS SCHEMATIC FOR REFERENCE ONLY



**REFERENCE:**

**CONTRACT Y69 1**  
**DRAWING TP135-0**

THIS DRAWING IS PROPERTY OF MIAMI-DADE TRANSIT. REPRODUCTION OR MODIFICATIONS WITHOUT THE PROPER APPROVAL BY TRACTION POWER DIVISION 82 IS PROHIBITED.



<b>MIAMI DADE TRANSIT</b>		DADELAND SOUTH TAIL TRACK STATION	
Drawn by AL' SANCHEZ - FESM		Designed by LEO INTERIAN Traction Power Supervisor	
Date of Completion: January 2008		<b>82</b>	<b>PM 1718-I TRACTION POWER</b>
METRO RAIL ELECTRIFICATION	DIVISION		