

Library Department

101 W Flagler St
Miami 33130



MIAMI-DADE COUNTY, FLORIDA
REQUEST FOR PRICE QUOTATION (RPQ)

Contract No: MCC 7360 Plan
RPQ No: CO-RENO-25

RPQ ADDENDUM

(Attachment 9)

Addendum No:	6	Date	3/18/2026
RPQ No:	LB 7360: CO-RENO-25	Bid Due Date	4/1/2026
Project No:	CO-RENO-25	Project Title	Coconut Grove Branch Library Interior and Exterior Improvements
Project Location:	2875 McFarlane Road Miami, FL 33133	Project Manager	Shiham Colegial Lorenzo
Site Meeting Date:	1/28/2026	Site Meeting Time:	11:00 AM
Prebid Meeting Date:	1/21/2026	Prebid Meeting Time:	11:00 AM
Project Duration:	548 Days		

Q109. According to Tag 14 on Drawing A101, the entrance handrails are indicated as stainless steel. However, on Detail A401, the handrails appear to be specified as aluminum. Could you please clarify which material should be considered.
Response Q109: Please proceed with stainless steel as the material of choice for the exterior handrails shown on sheet A101.

Q110. Was there a roof core sample taken on the flat roof during the design or building assessment phase? If yes, can you provide the sample report? If you do not have a roof core sample report, can take a core sample?
Response Q110. No, we do not have a sample report.

Item 111 – TERRAZZO FLOORING

The flooring in the Children’s Room has changed from LVT to a poured terrazzo system. The intent is for the new terrazzo flooring to match the originally designed flooring layout. The specified product brochure is provided for reference. Final color selection and aggregate mix will be determined based on manufacturer availability. This scope shall be included as part of the base bid.

Item 112 – EXTERIOR CEILINGS

All undersides of exterior overhangs, porch ceilings, and veranda ceilings throughout the buildings shall be fully cleaned, prepared, and repainted. This requirement also applies to all exterior wall surfaces on all buildings included in the project. The scope shall be included as part of the base bid.

Item 113- WOOD SIDING

Bid Form Line Item 6A, “Repair of Existing Wood Siding,” shall include all labor and materials necessary for the following: repair of damaged siding, replacement of deteriorated sections, surface preparation, and complete painting/finishing to match adjacent existing conditions.

Item 114- SLAB TEST

The ground floor slab shall be tested for moisture content prior to installation of any finish flooring materials. Based on test results, the contractor shall provide and apply any required moisture mitigation treatment so that substrate conditions comply with the finish material manufacturer’s installation requirements. This work shall be included as part of the base bid.

Q115: Please clarify Concrete Slab Legend on S-02 [6" Concrete Slab on Grade] with description saying that it is 4" concrete slab. Please clarify what is required.

Response Q115: The proposed thickness of the slab is 6 inches.

Q116. Please confirm if the Library equipment identified in A704 are to be furnished and installed by the Owner.

Response Q116: Yes, library equipment in sheet A704 are procured by Owner.

All else remains the same. This document must be signed and returned as part of your RPQ response. Failure to return this document signed may result in your RPQ Response being rejected as non-responsive.

Name of Contractor: _____

Name of Individual Authorized to Sign: _____

Title: _____

Signature:

NATIONAL TERRAZZO & MOSAIC ASSOCIATION



TERRAZZO

SYSTEMS REFERENCE GUIDE





in this
guide

1	Introduction
2-3	Basic Information
4-10	Systems
11	Specifications
12	History of Terrazzo
13	Life Cycle for a Lifetime
14-16	Contractor Sponsors
17	Supplier Sponsors
18-25	Design Ideas
26-27	Care of Terrazzo
28	Destinations - Public Art

Introduction

Terrazzo, def., A composite flooring system consisting of either a cement or resinous matrix with marble, granite, onyx, glass (in resinous system) aggregate. Terrazzo is poured-in-place, cured, and ground to a smooth, hard surface finish.

Terrazzo is a custom flooring crafted essentially from natural products and subject to slight shade variations. Cement, both white and gray, may not be uniform in color.

Cement Terrazzo Systems

Sand Cushion, def., Cement matrix terrazzo system that is installed independent of the concrete slab. Cement underbed, with wire reinforcing, isolation sheet, and light dusting of sand and terrazzo topping. Interior System. 2½ inch to 3 inch thickness, including a ½ inch nominal thickness terrazzo topping.

Bonded Terrazzo, def., Cement matrix terrazzo system that bonds directly to the concrete slab. Cement underbed and terrazzo topping. Interior System. 1¾ inch thickness, including ½ inch nominal thickness terrazzo topping.

Monolithic, def., Cement matrix terrazzo system that bonds directly to the concrete slab. Dependent on quality of the concrete slab for flatness and crack prevention. Interior System. ½ inch nominal thickness terrazzo topping.

Polyacrylate, def., Polymer modified cement matrix terrazzo system that bonds directly to the concrete slab. Dependent on quality of the concrete slab for flatness and crack prevention. Interior System. ¾ inch nominal thickness terrazzo topping.

Resin Terrazzo Systems

Epoxy def., Resin matrix terrazzo system that bonds directly to the concrete slab. Dependent on quality of concrete slab for flatness and crack prevention. Interior System. ¾ inch nominal thickness terrazzo topping.

BASIC TERRAZZO SYSTEMS INFORMATION

Available to Fit Variable Job Conditions

System	Description	Advantages	Thickness	Weight	Dividers
Epoxy	A nominal 3/8" thick resin matrix veneer placed upon an interior flat concrete slab; in addition to traditional marble chips, also can be specified with granite, glass, plastics, metal, and other aggregates to provide brilliant colors, unique accents, chemical resistance, etc. Epoxy terrazzo has the greatest tensile, compressive, and flexural strength of any system.	Unlimited matrix colors, color control, resiliency, chemical resistance and tensile-compressive strengths not available in cement based systems. Excellent for multi-colored patterns and designs. Light weight and flexibility make it ideal for multi-story use. It has a lower maintenance cost due to low permeability. In sanitary areas it can be installed with minimal dividers providing seamless characteristics. When used in conjunction with a flexible membrane as a specified extra, it can absorb some horizontal concrete crack or control joint movement. Can be installed with a flexible membrane to aid in the suppression of reflective cracking. It also has the quickest pour to grind installation time. Can also be used over properly installed and prepared plywood. Glass and other decorative aggregates normally increase the cost.	Nominal 3/8" epoxy terrazzo topping. #0-1 chip sizes optional. #2 chip for 3/8"	3-4 lbs. PSF.	All these systems adhere to the concrete and require dividers. To minimize cracking in the concrete, "ACI 302.1 Concrete Joint Placement" must be followed. Concrete joints should run off all corridor intersections and corners. In addition other dividers can be set to separate colors or as an accent themselves. In these systems the dividers not located over concrete joints are strictly decorative. They do not function as leveling devices or crack preventers.
Monolithic	This nominal 1/2" thick cement matrix veneer placed upon a provided concrete slab is dependent on the concrete quality for flatness and crack prevention.	Fast installation and the most economical price make it ideal where time and budget are critical but where beauty, low maintenance, and the performance of terrazzo is desired	1/2" terrazzo topping.	5-7 lbs. PSF.	Dividers may vary in width from 18 gauge to 1/2". 16 gauge or 1/8" are standards. Zinc and brass are available for cement. Zinc, brass, plastic and aluminum divider strips are allowable for use in epoxy terrazzo systems.
Bonded	A cement matrix and underbed system for interior and exterior areas where conditions require 1 1/4" to 1 3/4" of recessed depth to be filled in addition to the 1/2" terrazzo topping.	With the sand-cement mortar underbed it has less dependence on the concrete slab for flatness when compared to monolithic.	1 3/4" to 2 1/4" including 1/2" terrazzo topping.	18-22 lbs. PSF.	
Polyacrylate	A nominal 3/8" thick polymer modified cement matrix veneer placed upon a provided flat concrete slab. Polymer provides added strength to allow for thinner applications of cement systems.	Ideal to replace vinyl or carpet without depth transition difficulties; also good to use in areas subject to high moisture vapor transmission where non-breathing floors will often not suitably adhere without supplemental topical treatments	Nominal 3/8" polyacrylate with terrazzo topping. Chip sizes #0, 1 & 2.	4 1/2 lbs. PSF.	Architects should design structural inset expansion plates between areas where major movement is anticipated.

BASIC TERRAZZO SYSTEMS INFORMATION

Available to Fit Variable Job Conditions

System	Description	Advantages	Thickness	Weight	Dividers
Sand Cushion	A cement matrix topping over underbed/screed with wire reinforcing, isolation sheet, and sand layer system for interior floor use. This is considered by many as the premier cement based system.	Due to the underbed's depth, wire mesh reinforcing and sand layer, it will accommodate minor substrate defects and resist mirroring to the surface.	2 1/2" to 3" including a 1/2" terrazzo topping.	25-30 lbs. PSF.	The position of vertically embedded divider strips is essential to performance, serving a dual function: a control for anticipated contraction and an aesthetic enhancement in separating colors. Squares of 4' x4' or less on centers are ideal – rectangles of no more than 25 square feet (aspect ratio maximum 1.5:1) are next best. Architects should design structural inset expansion plates between areas where major movement is anticipated.
Rustic	Terrazzo with a non-ground, textured surface, commonly for exterior use. This system is available with Sand Cushion, Bonded, and Monolithic.	Infinitely variable textures, colors, and patterns may be created in a weather-resistant, skid resistant deck surface.	1/2" to 6" including a 1/2" terrazzo topping.	Dependent on system selected	Temporary wood strips are used, and then replaced by a pourable sealant inserted into the joint.
Precast	Prefabricated custom units for flat or coved base work, stair treads/risers, stringers, planters, benches, wall panels.	Virtually unlimited uses.		Custom finish Contact your local NTMA supplier/manufacturer	

Customary Aggregate Sizes for Terrazzo Toppings

Cement	No 1 and 2	(1/2 inch nominal thickness)
Epoxy	No 1, 2 and 0	(3/8 inch nominal thickness)
Epoxy	No 1 and 0	(1/4 inch nominal thickness)
Polyacrylate	No 1 and 2	(3/8 inch nominal thickness)
Venetian	No 1, 2, 3, 4 and 5	(5/8 inch nominal thickness)

Price factors include: complexity, number of different colors, local labor rates, divider strip quantity and type, size and source of aggregate, size of areas and total project, number of phases and logistics, new constructions or renovations.

Consult your local NTMA contractor for budget pricing.

NTMA Aggregate Gradation Standards


Aggregates are graded by number according to size in accordance with standards adopted by producers.

Number	Passes Screen (in inches)	Retained on Screen (in inches)
0	1/8	1/16
1	1/4	1/8
2	3/8	1/4
3	1/2	3/8
4	5/8	1/2
5	3/4	5/8

EPOXY TERRAZZO

SYSTEM OVERVIEW

NOT TO SCALE



(NOTE: MOISTURE MEMBRANE AND/OR CRACK SUPPRESSION MEMBRANE MAY BE REQUIRED - NOT SHOWN. VAPOR BARRIER REQUIRED FOR SLAB ON GRADE)

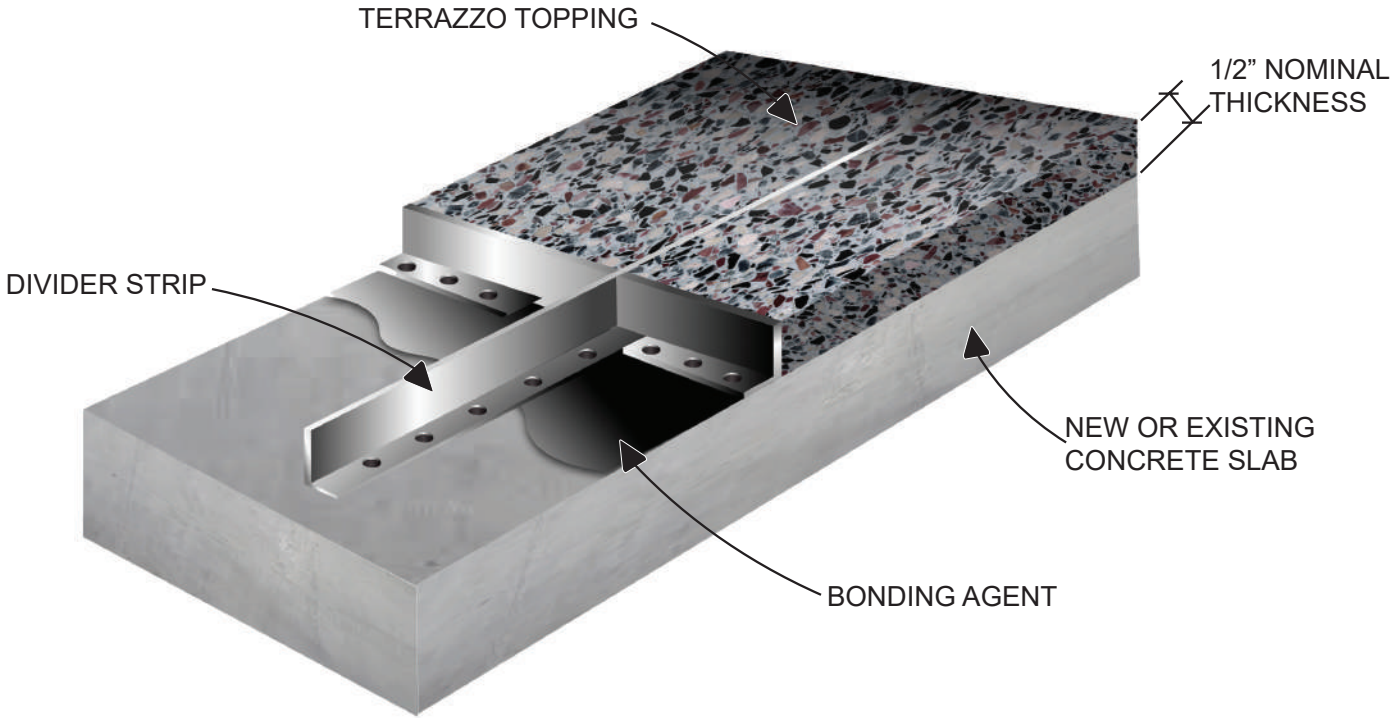
*Optional thickness - 1/4" nominal thickness utilizing #1 and #0 aggregate.



MONOLITHIC TERRAZZO

SYSTEM OVERVIEW

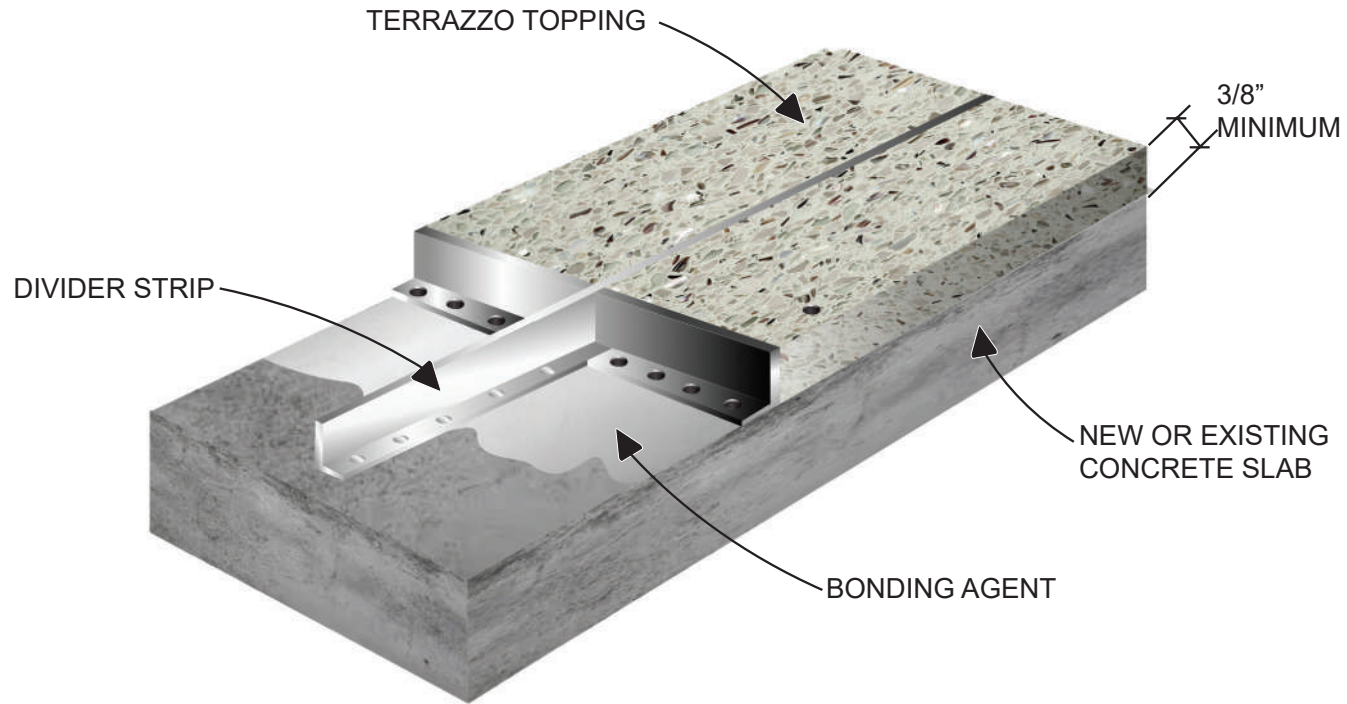
NOT TO SCALE



POLYACRYLATE TERRAZZO

SYSTEM OVERVIEW

NOT TO SCALE



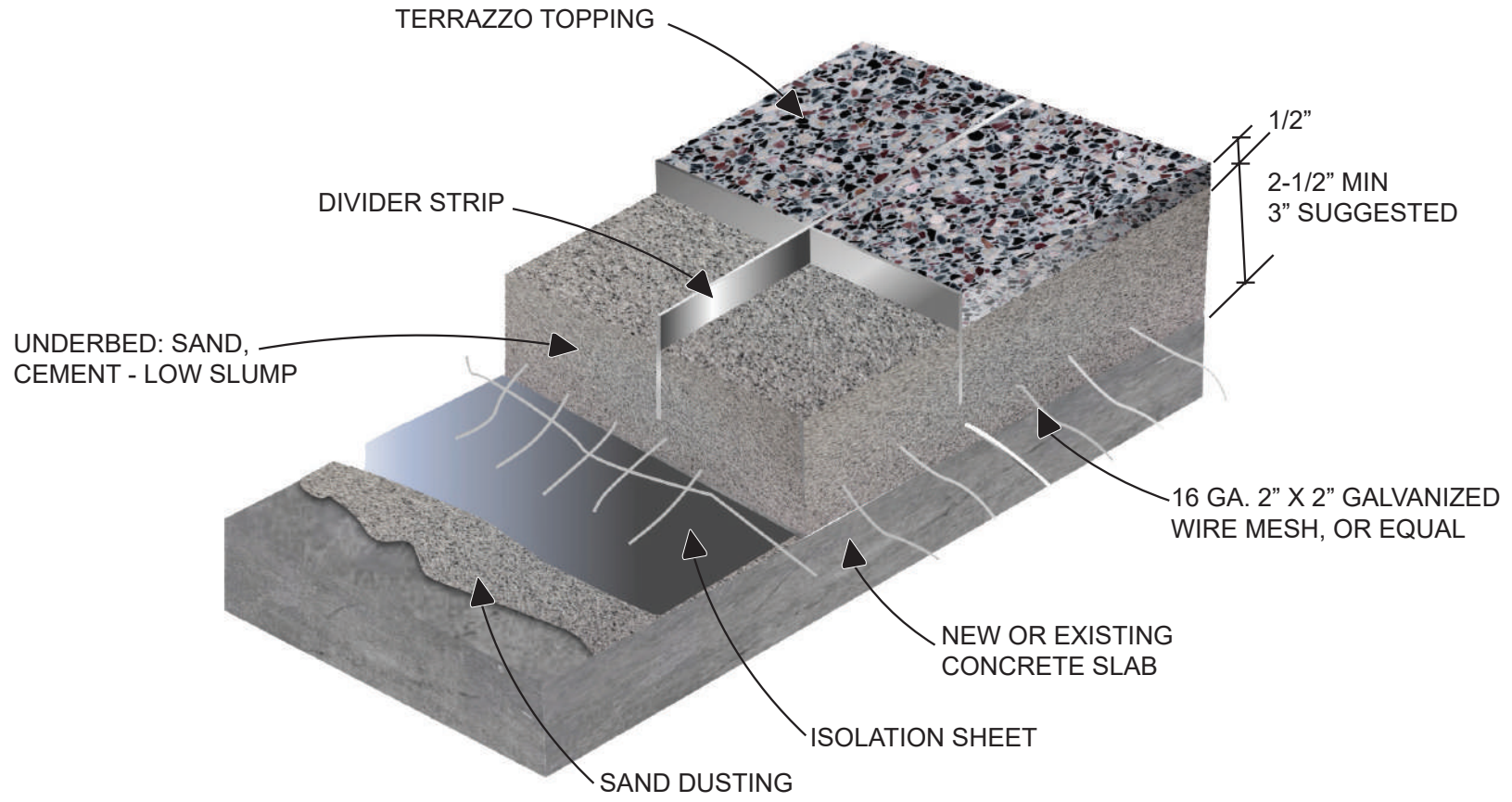
NTMA[®]

The National Terrazzo & Mosaic Association, Inc.

SAND CUSHION TERRAZZO

SYSTEM OVERVIEW

NOT TO SCALE

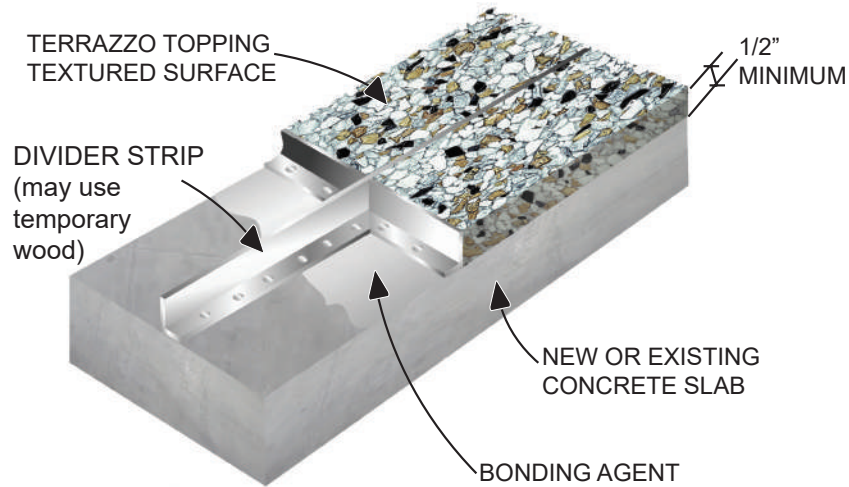


RUSTIC TERRAZZO

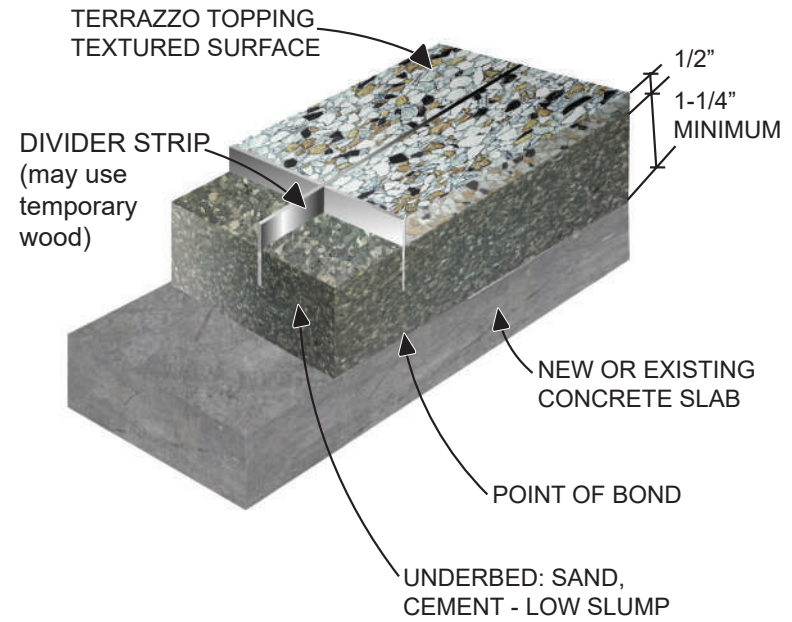
SYSTEM OVERVIEW

NOT TO SCALE

MONOLITHIC RUSTIC



BONDED RUSTIC



NTMA[®]

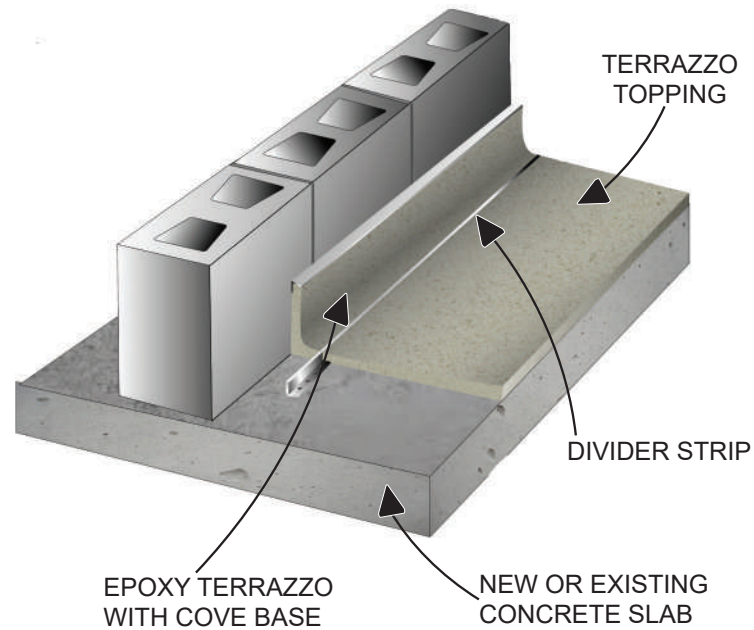
The National Terrazzo & Mosaic Association, Inc.

POURED IN PLACE BASE TERRAZZO

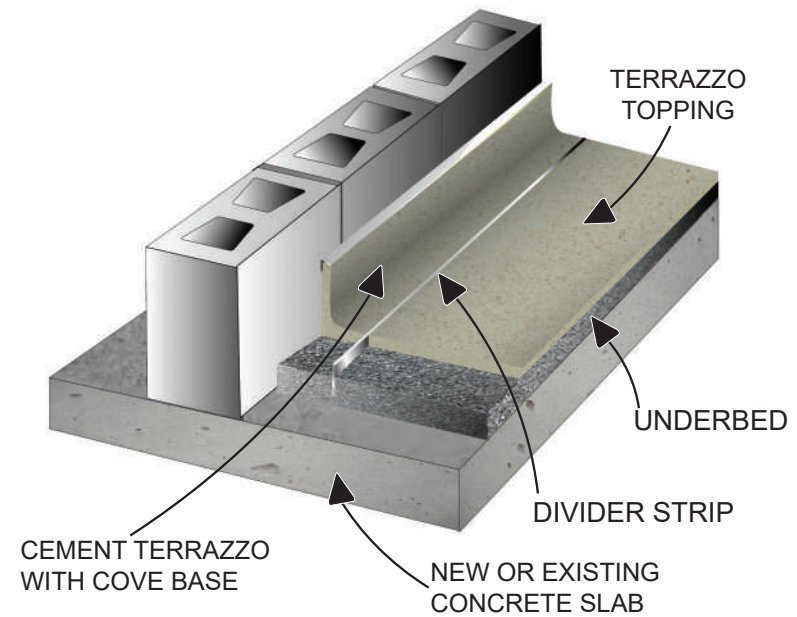
SYSTEM OVERVIEW

NOT TO SCALE

EPOXY BASE

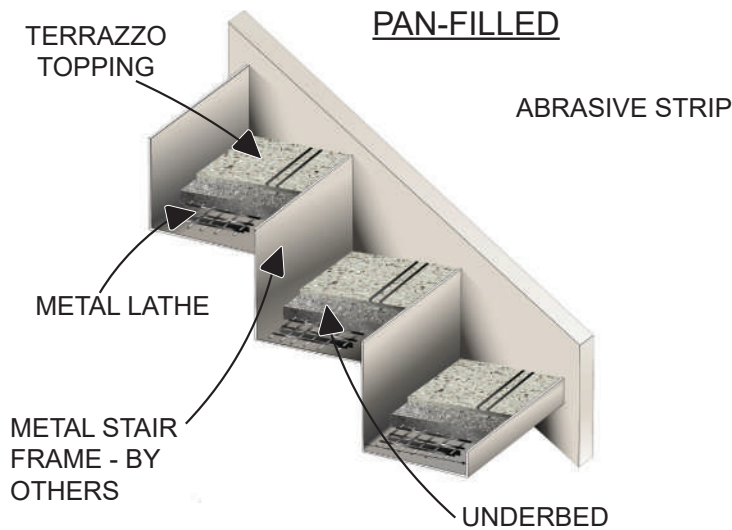
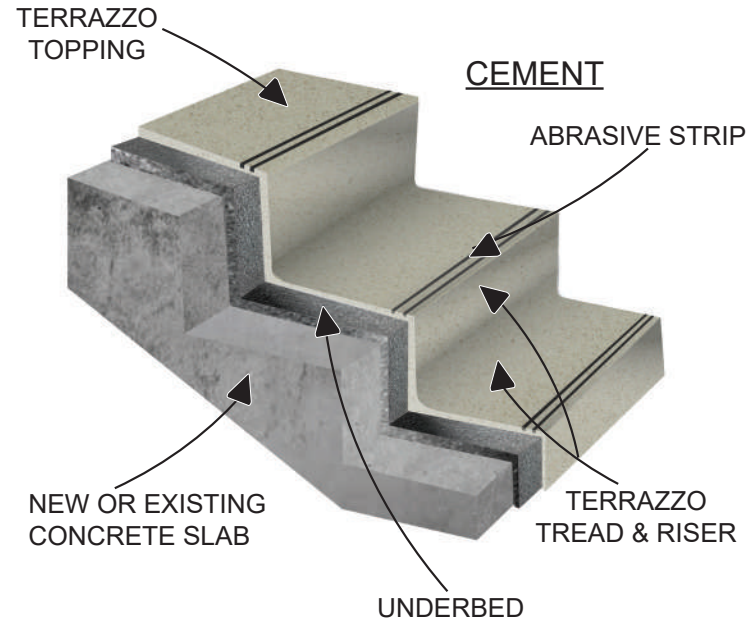
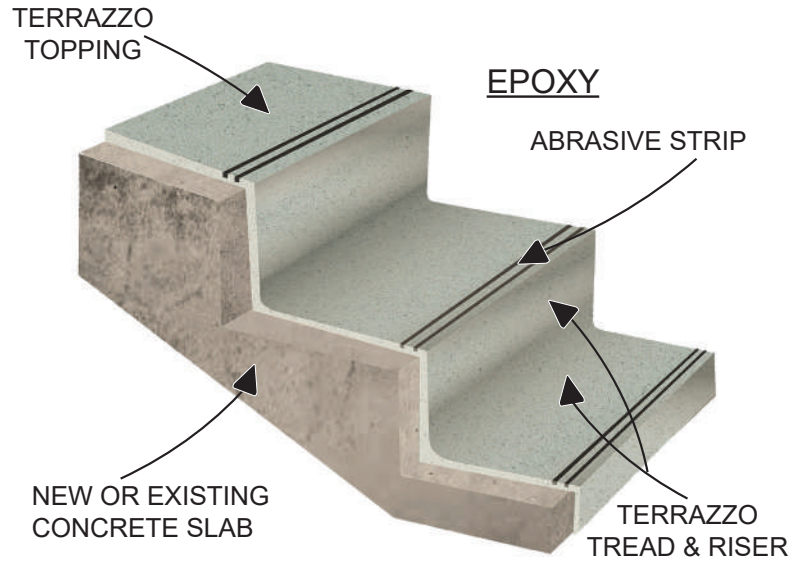


CEMENT BASE



POURED IN PLACE STAIRS TERRAZZO SYSTEM OVERVIEW

NOT TO SCALE



Terrazzo Specifications & Design Guide

Below is the screenshot on our website to the updated product specifications. Word, PDF (with or without LEED) and DWG-CAD ready.

The screenshot shows the website for the National Terrazzo & Mosaic Association, Inc. The page title is "Terrazzo Types & Systems". Below the title, there is a paragraph of text: "The National Terrazzo & Mosaic Association has prepared a set of specification, details and technical data as a single source of information. Specifications are complete and may be downloaded. [Contact us](#) for any specific information not covered here." Below this text are three diagrams illustrating different terrazzo construction methods:

- Epoxy Terrazzo:** Shows a cross-section with layers including: TERRAZZO CHIPPING, BINDER (EPOXY), POLYMER SAND, CEMENT - LOW SOLIDS, SOLUBLE WATERPROOFER, PAPER BARRIER, NEW OR EXISTING CONCRETE SLAB, COMPACTED FILL, and JAPAN GRANITE.
- Sand Cushion Terrazzo:** Shows a cross-section with layers including: TERRAZZO CHIPPING, BINDER (EPOXY), UNBLENDED SAND, CEMENT - LOW SOLIDS, SOLUBLE WATERPROOFER, PAPER BARRIER, NEW OR EXISTING CONCRETE SLAB, and COMPACTED FILL.
- Bonded Terrazzo:** Shows a cross-section with layers including: TERRAZZO CHIPPING, BINDER (EPOXY), UNBLENDED SAND, CEMENT - LOW SOLIDS, SOLUBLE WATERPROOFER, PAPER BARRIER, NEW OR EXISTING CONCRETE SLAB, and COMPACTED FILL.

You can find us on:



TERRAZZO A BRIEF HISTORY

Terrazzo descended directly from simplified forms of centuries-old styles of marble mosaics that were used in Venice by the mid-16th century. Today's highly evolved terrazzo is an environmentally friendly material that combines extraordinary design potential, optimum durability, low maintenance. Terrazzo is the lowest cost flooring material available based on its life cycle.

Green from the Beginning

Terrazzo was created when resourceful Venetian mosaic workers discovered a way to reuse marble remnants. With off-size chips, they began to build terraces around their living quarters.



Terrazzo Grinders & Finishers...up to 1920

Techniques for leveling these surfaces progressed from rubbing with stone by hand, to the development of long-handled, weighted grinding stone, called a galera.

The first sealer for terrazzo was discovered when workers noticed that a coating of goat milk brought out the rich colors and sheen of the marble.

The Immigration of an Industry

The terrazzo and mosaic industry in 16th century Italy was practically the monopoly of craftsmen from the Friuli region. This industry has remained remarkably intact, held by the families from this area through many generations and through the shifting of the entire industry to North America.

The first terrazzo in the US was laid by Italian craftsmen in 1890 in the Vanderbilt residence on Fifth Avenue in New York. At that time, mosaics had also been recently introduced in the US, and were generally preferred over terrazzo.

Then between 1900 and 1915, three million Italians immigrated to the U.S. Terrazzo and mosaic workers, because their work was so highly skilled and valued, were regarded as the aristocracy of the immigrant labor force. The terrazzieri, as these workers were called, were regarded as true artists: they jealously guarded the secrets of their craft, handing them down from father to son. These family businesses built a powerful network of firms that expanded the terrazzo trade and dominated the market across the US.

Terrazzo in the 1920s: Ready for Prime Time

In the post-World War I era, Terrazzo became a flooring of choice in the US, suddenly overtaking and replacing the use of marble mosaics, for several reasons.

Architects in the '20s were the first to recognize the vast design potential of terrazzo. For the smooth curvilinear Art Deco/Modern styles of the period, terrazzo happened to be the ideal medium.

Furthermore, the invention of the electric grinder in 1924 brought about a finer finish, greater speed and accuracy and lowered costs, all contributing to the spread of terrazzo all over the US.

Many of the country's most noteworthy buildings of the day, stunning examples of classic design, craftsmanship and durability, were built with terrazzo, including the Empire State Building, Radio City Music Hall and Frank Lloyd Wright-designed Solomon R. Guggenheim Museum.

Also in 1924, terrazzo and mosaic contractors from all over the US created the National Terrazzo and Mosaic Contractors Association, today know as the National Terrazzo and Mosaic Association, Inc.

Divide and Conquer: Functional Beauty

Yet another mid-20s advance in terrazzo came with the availability of brass divider strips, which made possible the creation of highly artistic and intricate patterns and designs in terrazzo floors. From the early forms of terrazzo, divider strips, beginning with wood and evolving to marble along with zinc metal and even plastic, have allowed for expansion and contraction of the surface to prevent cracking.

Limitless Colors, Ultimate in Design & Performance

In more recent years, new developments with epoxies, polyesters, latex and acrylics have continued to make terrazzo ever more cost-effective, high functioning and versatile. The spectrum of colors is now unlimited. The newer thin-set and epoxy-based terrazzo options are less labor intensive with greater design flexibility. Rustic terrazzo is a uniformly textured surface designed for exterior use in which the matrix is depressed to expose the chips.



Terrazzo Grinders after 1920

For More Information Please Call:
The National Terrazzo & Mosaic Association
800.323.9736 Fax: 888.362.2770
www.ntma.com info@ntma.com



Spokane's Federal Building and U.S. Post Office



Tacoma Union Station



Pioneer Courthouse

History Lessons:

*Life
Cycle for
a Lifetime*

**Original
Terrazzo
100 years
strong in
historic
courthouses**



In Washington, Spokane's Federal Building and U.S. Post Office celebrated 100 years in 2009, and Tacoma Union Station in 2011. In Oregon, Portland's Pioneer Courthouse boasts terrazzo floors dating from 1905.



One of the lessons the history of these building teaches us is the value of using materials that last.



Today, use of terrazzo makes the same sense as it did in the day of these historic courthouses, and even more because of the awareness now of the environmental impact of building choices.



One of the earliest, original recycling ideas, terrazzo began as the creative reuse of leftover chips of marble some 500 years ago in Italy. Terrazzo was green before green was trendy.



Widely considered the most historically significant building in the Pacific Northwest, Pioneer Courthouse in Portland was completed in 1875. The second oldest courthouse west of the Mississippi, it's also the oldest federal building in the region.



Unique mosaics - the only historic mosaics in a four-state area of historic federal buildings-adorn the 1910 vestibule of Spokane's Federal Building and U.S. Post Office.



Today's trends are back to more permanent, forward-looking building standards and greater initial investment in building well to conserve resources long-term. The concept of green is in part just a new way of talking about going back to the use of what has proven to endure and perform.

NTMA TERRAZZO SYSTEMS REFERENCE GUIDE SPONSORS - TERRAZZO CONTRACTORS

ALABAMA

ADAMS TILE & TERRAZZO

1101 Old Creek Road Ste. B1
Athens, GA 30607
v.706.548.6720
f.706.354.8460
email: reuben.adams@adamstiletterazzo.com

DAVID ALLEN COMPANY

5541 Powder Plant Lane
Bessemer, AL 35022
v.205.322.9910
f.205.322.9936
email: haroldwaid@ davidallen.com
website: www.davidallen.com

STEWARD-MELLON COMPANY

5101 E. Hillsborough Avenue
Tampa, FL 33610
v.813.621.3577
f.813.620.1119
email: markn@stewardmellon.com
website: www.stewardmellon.com

ALASKA

GRAZZINI BROTHERS & CO. - AEC*

1175 Eagan Industrial Road
St. Paul, MN 55121
v.651.452.2700
f.651.452.2701
email: ggazzini@grazzini.com
website: www.grazzini.com

NORTH AMERICAN TERRAZZO, INC.

501 South Lucile Ste. 100
Seattle, WA 98108
v.206.762.2803
f.206.762.2409
email: paul@naterrazzo.com
website: www.naterrazzo.com

ARKANSAS

AMERICAN TERRAZZO COMPANY LTD.

309 Gold Street
Garland, TX 75042
v.972.272.8084
f.972.276.4736
email: info@americanterrazzo.com
website: www.americanterrazzo.com

CALIFORNIA

ASSOCIATED TERRAZZO CO. - AEC*

1991 Oakdale Avenue
San Francisco, CA 94124
v.415.641.1995
f.415.641.1996
email: epl@associatedterrazzo.com
website: www.associatedterrazzo.com

COLORADO DESIGN, INC.

TILE AND TERRAZZO
7230 Gilpin Way, Ste. 220
Denver, CO 80229
v.303.288.9688
f.303.286.1126
email: dan@coloradotileandterrazzo.com
website: www.coloradotileandterrazzo.com

CORRADINI CORP. - AEC*

10940 Kalama River Avenue
Fountain Valley, CA 92708
v.323.221.3191
email: chrisc@corradinincorp.com
website: www.corradinincorp.com

FW SPECIALTIES

6915 South 700 West
Midvale, UT 84047
v.801.631.4589
email: adam@finn-wall.com
website: www.fwspecialties.com

OVER THE TOP TERRAZZO & TILE

15947 Kaplan Avenue
City of Industry, CA 91744
v.626.333.6420
f.626.333.6103
email: overthetopterrazzo@aol.com
website: www.overthetopterrazzo.com

T.B. PENICK & SONS - AEC*

15435 Innovation Drive
San Diego, CA 92128
v.800.239.3046
f.858.558.1881
email: jasona@tbpenick.com
website: www.tbpenickics.com

TOP END TERRAZZO

10755 Sherman Way Unit 7
Sun Valley, CA 91352
v.800.557.0833
f.818.503.1283
email: estimating@topendterrazzo.com
website: www.topendterrazzo.com

COLORADO

COLORADO DESIGN, INC.

TILE AND TERRAZZO
7230 Gilpin Way, Ste. 220
Denver, CO 80229
v.303.288.9688
f.303.286.1126
email: dan@coloradotileandterrazzo.com
website: www.coloradotileandterrazzo.com

FW SPECIALTIES

6915 South 700 West
Midvale, UT 84047
v.801.631.4589
email: adam@finn-wall.com
website: www.fwspecialties.com

CONNECTICUT

DePAOLI MOSAIC COMPANY

11 Springdale Avenue
Canton, MA 02021
v.781.562.1596
f.781.562.1594
email: lcarrio@depaolimosaic.com
website: www.depaolimosaic.com

JOSEPH COHN & SON

TILE & TERRAZZO
50 Devine Street
North Haven, CT 06473
v.203.772.2420
f.203.230.0340
email: richard@josephcohnandson.com
website: www.josephcohnandson.com

ZONCA TERRAZZO AND MOSAIC

100 Business Park Drive
Armonk, NY 10504
v.718.655.4040
email: bill@zoncaterrazzo.com
website: www.zoncaterrazzo.com

FLORIDA

ADAMS TILE & TERRAZZO

1101 Old Creek Road Ste. B1
Athens, GA 30607
v.706.548.6720
f.706.354.8460
email: reuben.adams@adamstiletterazzo.com

ARTISTIC SURFACES

1591 N Powerline Rd. Ste. D
Pompano Beach, FL 33069
v.954.968.1700
email: marlenem@artisticsurfaces.com
website: www.artisticsurfaces.com

DAVID ALLEN COMPANY

2881 E. Oakland Park Blvd. Ste. 318
Ft. Lauderdale, FL 33306
v.954.315.1749
c.754.224.8377
email: edrappold@davidallen.com
website: www.davidallen.com

SIGMA TERRAZZO, INC.

8310 CHancellor Row
Dallas, TX 75247
v.214.637.5200
f.214.637.5210
email: aiorio@sigmamarble.com
website: www.sigmamarble.com

STEWARD-MELLON COMPANY

5101 E. Hillsborough Avenue
Tampa, FL 33610
v.813.621.3577
f.813.620.1119
email: markn@stewardmellon.com
website: www.stewardmellon.com

GEORGIA

ADAMS TILE & TERRAZZO

1101 Old Creek Road Ste. B1
Athens, GA 30607
v.706.548.6720
f.706.354.8460
email: reuben.adams@adamstiletterazzo.com

STEWARD-MELLON COMPANY

5101 E. Hillsborough Avenue
Tampa, FL 33610
v.813.621.3577
f.813.620.1119
email: markn@stewardmellon.com
website: www.stewardmellon.com

WILLIAMS TILE & MARBLE CO.

1870 South Cobb Industrial Blvd.
Smyrna, GA 30082
v.770.432.2201
f.770.436.7466
email: gsweetin@williamstileandmarble.com
website: www.williamstileandmarble.com

HAWAII

NORTH AMERICAN TERRAZZO, INC.

501 South Lucile Ste. 100
Seattle, WA 98108
v.206.762.2803
f.206.762.2409
email: paul@naterrazzo.com
website: www.naterrazzo.com

IDAHO

FW SPECIALTIES

6915 South 700 West
Midvale, UT 84047
v.801.631.4589
email: adam@finn-wall.com
website: www.fwspecialties.com

ILLINOIS

AMICI TERRAZZO

1522 Jarvis Avenue
Elk Grove Village, IL 60007
v.847.290.9998
f.847.290.9980
email: amici@amiciterrazzo.com
website: www.amiciterrazzo.com

NTMA TERRAZZO SYSTEMS REFERENCE GUIDE SPONSORS - TERRAZZO CONTRACTORS

ILLINOIS

MENCONI TERRAZZO LLC
235 James Street
Bensenville, IL 60106
v.630.238.8275
f.630.238.8263
email: info@menconiterrazzo.com
website: www.menconiterrazzo.com

MISSOURI TERRAZZO COMPANY
5211 Northrup Avenue
St. Louis, MO 63110
v.314.361.8090
f.314.361.3832
email: paul@missouriterrazzo.com
website: www.missouriterrazzo.com

NORTHERN ILLINOIS TERRAZZO & TILE COMPANY
1125 North Second Street
Rockford, IL 61107
v.815.964.8541
f.815.965.5515
email: john@niterrazzo.com

SANTAROSSA MOSAIC & TILE CO.
2707 Roosevelt Avenue
Indianapolis, IN 46218
v.317.632.9494
f.317.631.5567
email: ds@santarossa.com
website: www.santarossa.com

INDIANA

BLAKLEY CORPORATION
8060 East 88th Street
Indianapolis, IN 46256
v.317.576.8314
f.317.576.8373
email: johnblakley@blakleys.com
website: www.blakleys.com

SANTAROSSA MOSAIC & TILE CO.
2707 Roosevelt Avenue
Indianapolis, IN 46218
v.317.632.9494
f.317.631.5567
email: ds@santarossa.com
website: www.santarossa.com

IOWA

DeMARCO BROTHERS COMPANY
1324 Leavenworth Street
Omaha, NE 68102
v.402.341.7349
f.402.341.0102
email: demarcobros@gmail.com

KANSAS

DESCO COATINGS, INC.
19890 W. 156th Street
Olathe, KS 66062
v.913.782.3330
f.913.782.0066
email: info@descocoatings.com
website: www.descocoatings.com

KENTUCKY

MARTINA BROS. CO., INC.
300 Scott Street
Lexington, KY 40508
v.859.255.3602
f.859.255.2075
email: mario@martinabros.com
website: www.martinabros.com

ROSA MOSAIC & TILE CO.
4006 South Brook Street
Louisville, KY 40214
v.502.368.5893
f.502.368.5894
email: info@rosamosaic.com
website: www.rosamosaic.com

LOUISIANA

AMERICAN TERRAZZO COMPANY LTD.
309 Gold Street
Garland, TX 75042
v.972.272.8084
f.972.276.4736
email: info@americanterrazzo.com
website: www.americanterrazzo.com

TERRAZZO MASTERS AN AMERICAN TILE & TERRAZZO CO. BRAND - AEC*
124 N. Meadow Street
Metairie, LA 70003
v.504.305.2935
f.504.305.3371
email: info@terrazzomasters.com
website: www.terrazzomasters.com

MASSACHUSETTS

DePAOLI MOSAIC COMPANY
11 Springdale Avenue
Canton, MA 02021
v.781.562.1596
f.781.562.1594
email: lcarrio@depaolimosaic.com
website: www.depaolimosaic.com

JOSEPH COHN & SON TILE & TERRAZZO
50 Devine Street
North Haven, CT 06473
v.203.772.2420
f.203.230.0340
email: richard@josephcohnandson.com
website: www.josephcohnandson.com

MICHIGAN

CENTRAL TILE & TERRAZZO CO., INC.
5180 South 9th Street
Kalamazoo, MI 49009
v.269.375.1660
f.269.375.4522
email: info@centraltile.net
website: www.centraltile.net

MINNESOTA

ADVANCE TERRAZZO & TILE CO.
425 Coon Rapids Blvd.
Coon Rapids, MN 55433
v.763.780.5590
f.763.780.9869
email: andy@advtr.com
website: www.advterrazzo.com

GRAZZINI BROTHERS AND CO. - AEC*
1175 Eagan Industrial Road
St. Paul, MN 55121
v.651.452.2700
f.651.452.2701
email: ggazzini@grazzini.com
website: www.grazzini.com

WTG TERRAZZO & TILE, INC.
12101 Nicollet Avenue South
Burnsville, MN 55337
v.952.746.9060
f.952.746.9059
email: tony@wtgt.com
website: www.wtgt.com

MISSISSIPPI

AMERICAN TERRAZZO COMPANY LTD.
309 Gold Street
Garland, TX 75042
v.972.272.8084
f.972.276.4736
email: info@americanterrazzo.com
website: www.americanterrazzo.com

MISSOURI

DESCO COATINGS, INC.
19890 W. 156th Street
Olathe, KS 66062
v.913.782.3330
f.913.782.0066
email: info@descocoatings.com
website: www.descocoatings.com

MISSOURI TERRAZZO COMPANY
5211 Northrup Avenue
St. Louis, MO 63110
v.314.361.8090
f.314.361.3832
email: paul@missouriterrazzo.com
website: www.missouriterrazzo.com

NEBRASKA

DeMARCO BROTHERS COMPANY
1324 Leavenworth Street
Omaha, NE 68102
v.402.341.7349
f.402.341.0102
email: demarcobros@gmail.com

NEVADA

FW SPECIALTIES
6915 South 700 West
Midvale, UT 84047
v.801.631.4589
email: adam@finn-wall.com
website: www.fwspecialties.com

T.B. PENICK & SONS - AEC*
15435 Innovation Drive
San Diego, CA 92128
v.800.239.3046
f.858.558.1881
email: jasona@tbpnick.com
website: www.tbpnickics.com

TOP END TERRAZZO

10755 Sherman Way Unit 7
Sun Valley, CA 91352
v.800.557.0833
f.818.503.1283
email: estimating@topendterrazzo.com
website: www.topendterrazzo.com

NEW JERSEY

ZONCA TERRAZZO AND MOSAIC
100 Business Park Drive
Armonk, NY 10504
v.718.655.4040
email: bill@zoncaterrazzo.com
website: www.zoncaterrazzo.com

NEW MEXICO

AMERICAN TERRAZZO COMPANY LTD.
309 Gold Street
Garland, TX 75042
v.972.272.8084
f.972.276.4736
email: info@americanterrazzo.com
website: www.americanterrazzo.com

COLORADO DESIGN, INC. TILE AND TERRAZZO

7230 Gilpin Way, Ste. 220
Denver, CO 80229
v.303.288.9688
f.303.286.1126
email: dan@coloradotileandterrazzo.com
website: www.coloradotileandterrazzo.com

GALLERY PAINTING, INC.

8316 Washington Street NE
Albuquerque, NM 87113
v.505.839.1700
email: jim@gallerypaintinginc.com
website: www.gallerypaintinginc.com

NTMA TERRAZZO SYSTEMS REFERENCE GUIDE SPONSORS - TERRAZZO CONTRACTORS

NEW YORK

ZONCA TERRAZZO AND MOSAIC

100 Business Park Drive
Armonk, NY 10504
v.718.655.4040
email: bill@zoncaterrazzo.com
website: www.zoncaterrazzo.com

NORTH CAROLINA

ADAMS TILE & TERRAZZO

1101 Old Creek Road Ste. B1
Athens, GA 30607
v.706.548.6720
f.706.354.8460
email: reuben.adams@adamstileterrazzo.com

DAVID ALLEN COMPANY

150 Rush Street
Raleigh, NC 27603
v.919.971.5601
f.919.821.7137
email: mikenorton@davidallen.com
website: www.davidallen.com

DAVID ALLEN COMPANY

610-A Minuet Lane
Charlotte, NC 28217
v.980.259.1306
email: chrisbagale@davidallen.com
website: www.davidallen.com

NORTH DAKOTA

WTG TERRAZZO & TILE, INC.

12101 Nicollet Avenue South
Burnsville, MN 55337
v.952.746.9060
f.952.746.9059
email: tony@wtgtt.com
website: www.wtgtt.com

OHIO

O.A. BERTIN COMPANY, INC.

1305 Brookpark Road
Cleveland, OH 44109
v.216.661.5650
f.216.661.5651
email: office@oabertin.com
website: www.oabertin.com

OKLAHOMA

AMERICAN TERRAZZO COMPANY LTD.

309 Gold Street
Garland, TX 75042
v.972.272.8084
f.972.276.4736
email: info@americanterrazzo.com
website: www.americanterrazzo.com

OREGON

NORTH AMERICAN TERRAZZO, INC.

501 South Lucile Ste. 100
Seattle, WA 98108
v.206.762.2803
f.206.762.2409
email: paul@naterrazzo.com
website: www.naterrazzo.com

TOP END TERRAZZO

10755 Sherman Way Unit 7
Sun Valley, CA 91352
v.800.557.0833
f.818.503.1283
email: estimating@topendterrazzo.com
website: www.topendterrazzo.com

PENNSYLVANIA

ALLEGHENY INSTALLATIONS CO.

1039 North Canal Street
Pittsburgh, PA 15215
v.412.781.7570
f.412.781.8950
email: mt@alleghenyinstallations.com
website: www.alleghenyinstallations.com

ZONCA TERRAZZO AND MOSAIC

100 Business Park Drive
Armonk, NY 10504
v.718.655.4040
email: bill@zoncaterrazzo.com
website: www.zoncaterrazzo.com

SOUTH CAROLINA

ADAMS TILE & TERRAZZO

1101 Old Creek Road Ste. B1
Athens, GA 30607
v.706.548.6720
f.706.354.8460
email: reuben.adams@adamstileterrazzo.com

DAVID ALLEN COMPANY

108-A White Oak Lane
Lexington, SC 29073
v.803.926.1040
email: wilmundy@davidallen.com
website: www.davidallen.com

STEWART-MELLON COMPANY

5101 E. Hillsborough Avenue
Tampa, FL 33610
v.813.621.3577
f.813.620.1119
email: markn@stewardmellon.com
website: www.stewardmellon.com

SOUTH DAKOTA

DeMARCO BROTHERS COMPANY

1324 Leavenworth Street
Omaha, NE 68102
v.402.341.7349
f.402.341.0102
email: demarcobros@gmail.com

WTG TERRAZZO & TILE, INC.

12101 Nicollet Avenue South
Burnsville, MN 55337
v.952.746.9060
f.952.746.9059
email: tony@wtgtt.com
website: www.wtgtt.com

TEXAS

AMERICAN TERRAZZO COMPANY LTD.

309 Gold Street
Garland, TX 75042
v.972.272.8084
f.972.276.4736
email: info@americanterrazzo.com
website: www.americanterrazzo.com

SIGMA

8310 Chancellor Row
Dallas, TX 75247
v.214.637.5200
f.214.637.5210
email: aiorio@sigmamarble.com
website: www.sigmamarble.com

SOUTHERN TILE & TERRAZZO - AEC*

6829 Lindbergh
Houston, TX 77087
v.713.649.2434
f.713.649.6141
email: mmaraldo@southern tileterrazzo.com
website: www.southern tileterrazzo.com

VENICE ART TERRAZZO COMPANY

200 Caldwell Street
San Antonio, TX 78223
v.210.533.7231
f.210.533.7269
email: vatco@theveniceart.com
website: www.veniceartterrazzo.com

UTAH

COLORADO DESIGN, INC.

TILE AND TERRAZZO
7230 Gilpin Way, Ste. 220
Denver, CO 80229
v.303.288.9688
f.303.286.1126
email: dan@coloradotileandterrazzo.com
website: www.coloradotileandterrazzo.com

FW SPECIALTIES

6915 South 700 West
Midvale, UT 84047
v.801.631.4589
email: adam@finn-wall.com
website: www.fwspecialties.com

VIRGINIA

ADAMS TILE & TERRAZZO

1101 Old Creek Road Ste. B1
Athens, GA 30607
v.706.548.6720
f.706.354.8460
email: reuben.adams@adamstileterrazzo.com

DAVID ALLEN COMPANY

6775 Kennedy Road Ste. 18
Warrenton, VA 20187
v.703.690.4422
f.703.368.1576
email: chriswalker@davidallen.com
website: www.davidallen.com

POMPEI, INC.

733 Blue Crab Road
Newport News, VA 23606
v.757.873.0819
f.757.873.8851
email: dforrest@pompeiinc.com
website: www.pompeiinc.com

WASHINGTON

NORTH AMERICAN TERRAZZO, INC.

501 South Lucile Ste. 100
Seattle, WA 98108
v.206.762.2803
f.206.762.2409
email: paul@naterrazzo.com
website: www.naterrazzo.com

TOP END TERRAZZO

10755 Sherman Way Unit 7
Sun Valley, CA 91352
v.800.557.0833
f.818.503.1283
email: estimating@topendterrazzo.com
website: www.topendterrazzo.com

WEST VIRGINIA

ALLEGHENY INSTALLATIONS CO.

1039 North Canal Street
Pittsburgh, PA 15215
v.412.781.7570
f.412.781.8950
email: mt@alleghenyinstallations.com
website: www.alleghenyinstallations.com

WISCONSIN

WISCONSIN TERRAZZO & TILE, INC.

555 Braund Street
Onalaska, WI 54650
v.608.779.5010
f.608.779.9444
email: jason@wisconsinterrazzo.com
website: www.wisconsinterrazzo.com

WYOMING

COLORADO DESIGN, INC.

TILE AND TERRAZZO
7230 Gilpin Way, Ste. 220
Denver, CO 80229
v.303.288.9688
f.303.286.1126
email: dan@coloradotileandterrazzo.com
website: www.coloradotileandterrazzo.com

FW SPECIALTIES

6915 South 700 West
Midvale, UT 84047
v.801.631.4589
email: adam@finn-wall.com
website: www.fwspecialties.com

Full NTMA Membership Roster at www.ntma.com (AEC* - Accredited Education Contractors)

NTMA TERRAZZO SYSTEMS REFERENCE GUIDE SPONSORS - ASSOCIATE MEMBERS

AGGREGATES

AMERICAN SPECIALTY GLASS
829 North 400 West
North Salt Lake, UT 84054
v.801.294.4222
email: dthornley@asglass.comcom
website: www.asglass.com

ARIM-INC.
154 West Edsall Blvd.
Palisades Park, NJ 07650
v.201.645.1814
email: anil.bandari@ariminc.com
website: www.ariminc.com

CACTUS CANYON QUARRIES
7232 CR 120
Marble Falls, TX 78654
v.830.693.4331
f.830.693.2916
email: ccqmarblefalls@aol.com

ENVIROGLAS PRODUCTS, INC.
309 Gold Street
Garland, TX 75042
v.972.276.9451
email: info@enviroglasproducts.com
website: www.enviroglasproducts.com

FRIBEL
630 Panoramic Way
Berkeley, CA 94704
v.510.548.3939
f.510.548.3956
email: elsie@fribel.com
website: www.fribel.com

KLEIN AND COMPANY
167 Hickory Springs Industrial Drive
Canton, GA 30115
v.800.241.0681
f.770.345.6282
email: rkent@kleincoinc.com
website: www.kleincoinc.com

SOUTHERN AGGREGATES
301 Habersham St.
Savannah, GA 31401
v.855.720.2388
f.912.712.0204
email: sales@justiceproducts.com
website: www.justiceproducts.com

CEMENT PRODUCTS

ARIM-INC.
154 West Edsall Blvd.
Palisades Park, NJ 07650
v.201.645.1814
email: anil.bandari@ariminc.com
website: www.ariminc.com

DISTRIBUTORS

CONTINENTAL TERRAZZO SUPPLY
5710 Clarewood Drive
Houston, TX 77081
v.713.664.7745
f.713.664.0089
email: marketing@ContinentalTerrazzoSupply.com
website: www.ContinentalTerrazzoSupply.com

FRIBEL
630 Panoramic Way
Berkeley, CA 94704
v.510.548.3939
f.510.548.3956
email: elsie@fribel.com
website: www.fribel.com

KLEIN AND COMPANY
167 Hickory Springs Industrial Drive
Canton, GA 30115
v.800.241.0681
f.770.345.6282
email: rkent@kleincoinc.com
website: www.kleincoinc.com

TERRAZZO & MARBLE SUPPLY CO.
464 Northgate Pkwy.
Wheeling, IL 60090
v.800.762.7253
f.847.541.7949
email: terrazzoinfo@tmsupply.com
website: www.tmsupply.com

TERRAZZO & MARBLE SUPPLY CO.
12632 Monarch Street Unit B
Garden Grove, CA 92841
v.714.901.1400
f.714.901.1490
email: terrazzoinfo@tmsupply.com
website: www.tmsupply.com

TERRAZZO & MARBLE SUPPLY CO.
6100 Seaforth Street
Baltimore, MD 21224
v.410.633.6200
f.410.633.6201
email: terrazzoinfo@tmsupply.com
website: www.tmsupply.com

UNITED TERRAZZO SUPPLY
620 S. Magnolia Ave. A
Ontario, CA 91762
v.909.467.0945
f.800.733.5784
email: mike_scanlin@att.net
website: www.unitedterrazzo.com

DIVIDER STRIPS/ARTISTIC DESIGNS

ARIM-INC.
154 West Edsall Blvd.
Palisades Park, NJ 07650
v.201.645.1814
email: anil.bandari@ariminc.com
website: www.ariminc.com

CREATIVE EDGE
601 South 23rd Street
Fairfield, IA 52556
v.815.715.8315
email: jdt@weatoncapital.com
website: www.creativeedgeia.com

KLEIN AND COMPANY
167 Hickory Springs Industrial Drive
Canton, GA 30115
v.800.241.0681
f.770.345.6282
email: rkent@kleincoinc.com
website: www.kleincoinc.com

**MANHATTAN AMERICAN
TERRAZZO STRIP COMPANY**
P.O. Box 7
Staley, NC 27355
v.888.462.2813
f.336.622.4160
email: info@manhattanamerican.com
website: www.manhattanamerican.com

NATIONAL METAL SHAPES, INC.
425 South Sandusky Street
Delaware, OH 43015
v.740.363.9559
f.740.363.3000
email: info@nationalmetalshapes.com
website: http://www.pinterest.com/nationalmetal

MACHINE/TOOLING GRINDING SUPPLIES

KLEIN AND COMPANY
167 Hickory Springs Industrial Drive
Canton, GA 30115
v.800.241.0681
f.770.345.6282
email: rkent@kleincoinc.com
website: www.kleincoinc.com

PRECAST PRODUCTS/ARTISTIC DESIGNS

KLEIN AND COMPANY
167 Hickory Springs Industrial Drive
Canton, GA 30115
v.800.241.0681
f.770.345.6282
email: rkent@kleincoinc.com
website: www.kleincoinc.com

PRECAST TERRAZZO ENTERPRISES
1107 New Hope Road
Raleigh, NC 27610
v.919.231.6200
f.919.231.6201
email: kcoliver@precastterrazzo.com
website: www.precastterrazzo.com

SANTAROSSA PRECAST TERRAZZO
2707 Roosevelt Avenue
Indianapolis, IN 46218
v.317.632.9494
f.317.631.5567
email: ds@santarossa.com
website: www.santarossa.com

VENOSA PRECAST TERRAZZO
4001 South Brook Street
Louisville, KY 40214
v.502.907.6275
email: info@venosaprecast.com
website: www.venosaprecast.com

WAUSAU TILE
9001 Business Hwy. 51
Rothschild, WI 54474
v.800.388.8728
f.713.359.7456
email: wtile@wausautile.com
website: www.wausautile.com

TERRAZZO MATERIAL & MARKETING SERVICES

SCOONS CONTRACT SERVICES
385 West Main Street
Batavia, OH 45103
v.513.583.5688
f.866.464.6039
email: shawn@scoons.net
website: www.scoons.net

THIN SET TERRAZZO SYSTEMS

EPOXY-POLYACRYLATE

DEX-O-TEX BY CROSSFIELD PRODUCTS CORP.

3000 E. Harcourt Street
Rancho Dominguez, CA 90221
v.310.886.9100
f.310.886.9119
email: dextex@cpmail.net
website: www.dextex.com

KEY RESIN COMPANY
4050 Clough Woods Drive
Batavia, OH 45103
v.888.943.4532
email: sales@keyresin.com
website: www.keyresin.com

KLEIN AND COMPANY
167 Hickory Springs Industrial Drive
Canton, GA 30115
v.800.241.0681
f.770.345.6282
email: rkent@kleincoinc.com
website: www.kleincoinc.com

SHERWIN-WILLIAMS COMPANY
101 W. Prospect Avenue
Cleveland, OH 44115
v.800.543.7694
email: gp-tech@generalpolymers.com
website: www.generalpolymers.com

TERRAZZO RESIN SYSTEMS (A DIVISION OF TERRAZZO & MARBLE SUPPLY CO.)

3555 W. 123rd Street
Alsip, IL 60803
v.708.385.6633
f.708.388.4491
email: terrazzoinfo@tmsupply.com
website: www.tmsupply.com





Terrazzo Design Ideas for Schools

Terrazzo floors last a lifetime! The school seal that your grandmother saw when she started will still be beautiful when your granddaughter comes along. Non-porous terrazzo does not support microbial growth, nor does it allow moisture to accumulate, contributing to a mold-free, healthy environment. This is a floor material that keeps it's school spirit and fights high maintenance costs for generations.



Terrazzo Design Ideas for Airports


Airports are the gateway to the city. Terrazzo can be used to create lasting first impressions while providing a long lasting durable and economical flooring surface. A terrazzo floor will not have grout joints, which allows for smooth, quiet handling of rolling carts and luggage. Terrazzo is arguably the most durable and lowest life cycle cost flooring available today, perfect for high traffic public access buildings such as airports.







Terrazzo Design Ideas for Hospitality

An unlimited color palette, and state of the art water jet cutting techniques create a visually stunning hospitality environment. Logos can easily be incorporated within the terrazzo floor. Color transitions and design can immediately impact guests by reinforcing a variety of themes and offering navigational clues throughout the building. Terrazzo is anti-microbial, non-porous and easily cleanable with a damp mop and neutral cleaners leaving no harsh odors to irritate guests.



Terrazzo - Healthy Flooring for Medical Facilities


Both cement and epoxy terrazzo are ideal solutions for maintaining a healthy building. Unlike tile grout or carpet, terrazzo does not support microbial growth - nor allow moisture to accumulate - which greatly contributes to a mold-free environment. Additionally, terrazzo is comprised of zero VOC materials, and exhibits little to no off-gassing over the life of the cured floor. This floor needs only to be cleaned with an environmentally friendly, neutral pH cleanser, which will not irritate sensitive eyes or noses.






Terrazzo Design Ideas for Classic Terrazzo

Over the lifetime of a building, the total cost of maintaining or replacing flooring can multiply as much as 35 times its initial cost. Alternatives like carpet, ceramic tile, vinyl or wood might be less expensive to install, but a classic terrazzo matrix and a practical design can be surprisingly competitive with the added benefit of sustainability and durability. Terrazzo resists microbes and moisture accumulation, essential for a mold-free, healthy environment.



Terrazzo Design Ideas for Stadiums


Terrazzo is the ideal flooring for stadium entrances and corridors. It is extremely durable - a necessity in a building that accomodates millions of fans each season. Terrazzo also has the design capabilities to reflect the team colors, mascots, logo and city. Depending upon the exterior exposure, rustic terrazzo or ground terrazzo can be selected.





Terrazzo Design Ideas for Museums, Libraries, and Cultural Buildings

Terrazzo's design opportunities are well suited to public libraries, museums, and other cultural spaces. The unlimited color palette and ability to create free form shapes and patterns can help define sections and provide directional clues to visitors. The long life of the terrazzo floor helps minimize costs associated with renovations to public facilities.



Terrazzo Design Ideas for Logos

Terrazzo's exceptional design flexibility lends itself to the most complex logo designs in multiple colors. Intricate custom graphics concentrated in one area make high visual impact affordable within simple floor designs and color palettes. Your logo, mascot or artistic medallion creates an eye-catching entrance for every visitor, while dramatically accenting large spaces and durably reinforcing brand identity or school spirit.



The Care of Terrazzo



Terrazzo floors have ***ease of maintenance***, but this does not mean that NO CARE IS REQUIRED. Once you understand the care requirements in the early stages of a new terrazzo floor, you lessen possible problems, and recognize the economy of care and the aesthetics of this product. **NTMA terrazzo flooring specifications highly recommend a sealer applied to this surface immediately following the final polishing.**

Sealers help protect the surface and inhibit the penetration of spilled materials upon initial contact with the terrazzo floor. Spills must be cleaned immediately in order to prevent stains caused by repeated or long term exposure. Even standing water can eventually damage some sealers.

As most sealers are low solids liquid material, they do not normally produce a high gloss sheen appearance to the floor surface. When a building is eventually occupied, the terrazzo sealer can be stripped or used as a base and the surface may be retreated as implemented by ownership. The eventual degree of gloss is determined by the particular products selected and the recommended application process. This includes proprietary options.

TAKE THE NECESSARY TIME TO LEARN WHICH TERRAZZO SYSTEM YOU ARE MAINTAINING

There are three types of binders used to anchor marble chips or other aggregate in your terrazzo floor. Originally, and still used, is a Portland cement product; next a polyacrylate modified cement. The most common matrix today is epoxy resin.

All Terrazzo Systems: Contain marble or other types of aggregate materials that have surface exposure. Marble aggregates have a low porosity. Other aggregate types may have little or no porosity.

Portland Cement Systems: The portion of this floor system that most benefits from primary protection is the Portland cement binder. Sealers will also assist protecting the marble chips or other aggregate.

Epoxy Resin Systems: The binder for this terrazzo system is fundamentally non-porous. Sealers assist protecting the aggregate and normally enhance aesthetics of the surface only.

Although each system has the role of anchoring the aggregate into the topping, maintenance procedures are essentially common to all terrazzo installations.

OWNER'S GUIDE FOR THE MAINTENANCE OF TERRAZZO FOR STANDARD FINISHES

MAINTENANCE PRECAUTIONS: Harsh cleaners and sealers can damage terrazzo. Only materials that are neutral pH should be used when scrubbing or mopping floors. Sealers should achieve a slip resistance coefficient of friction rating applicable to code. Water based sealers are most commonly recommended and utilized today. Apply, in one or more coats, in accordance with the instructions of the sealer manufacturer. This can also be followed by a water based finish (dressing) for daily or weekly buffing if a high sheen is desired.

CLEANING PROCEDURES: Neutral cleaners are designed to react only in solution with clean water, mixed in accordance to the manufacturer instructions, and allowed to remain on the floor surface for several minutes. This provides the necessary time for the grime-dissolving action to take place. Then rinse the dirt-laden solution from the surface by squeegee, vacuum or mopping. Rinse with ample clean water. It is important to keep the floor wet during this entire cleaning process so the dirt and cleaning residue does not dry on the surface. Auto-scrubbers are recommended for larger areas.

FAQ "How often must we sweep or scrub this floor?" is answered by the amount of traffic that moves across the floor daily. Daily dust mopping is a requirement in most public buildings. Daily dust mopping removes both the dust and the grit tracked into the building.

The Care of Terrazzo



CUSTODIAN'S GUIDE TO THE PROPER MAINTENANCE OF TERRAZZO

FOLLOW THESE MINIMUM MAINTENANCE SUGGESTIONS TO KEEP YOUR TERRAZZO FLOOR CLEAN AND LONG-LASTING:

DAILY: DUST MOP Hand work stubborn stains and scuff marks with neutral cleaner diluted in warm water.

WEEKLY: DAMP MOP LIGHTLY SOILED FLOORS WITH NEUTRAL CLEANER Heavily soiled floors should be scrubbed with a mechanical buffing machine and neutral cleaner. Mop up residue with clean water before it dries. Allow to dry and buff with a soft dry brush. Auto-scrubbers are recommended for larger areas.

NOTE: ALLOW YOUR NEUTRAL CLEANER, ONCE APPLIED TO THE TERRAZZO SURFACE, TIME TO REACT. IT IS DESIGNED TO LOOSEN FOREIGN MATTER. SEVERAL MINUTES SHOULD BE ADEQUATE, BUT DO NOT ALLOW SOLUTION TO DRY ON THE SURFACE.

AS REQUIRED: Strip all old sealer and any finish coats. Re-seal clean floor.

CAUTION: Before deviation from the instructions, contact your local NTMA Terrazzo Contractor for advice. ALWAYS KEEP RINSE WATER, MOPS & PAILS CLEAN!

DO'S AND DON'T'S FOR MAINTENANCE OF TERRAZZO FLOORING

DO dust mop your floors daily; this not only picks up the dust, but also the grit tracked into your building. The grit acts as an abrasive on your hard surface floor.

DO use maintenance products designed specifically for terrazzo.

DO scrub new terrazzo floors approximately once or twice a week for the initial two to three months, as the new construction dust will still be in the air and will eventually be deposited on your floor.

DO after the initial period, once per week, depending on the amount of foot traffic, keep your floor clean in appearance. Always rinse your floors well to prevent a build-up of cleaner residue. Use a dry cotton or microfiber cloth to dry the terrazzo floor surface.

DO allow your neutral cleaner, once applied to the terrazzo surface, time to react as designed to loosen foreign matter. Several minutes should be adequate, but **DON'T** allow the cleaning solution to dry on the surface.

DO seal your floors with a water-based sealer in accordance to the sealer manufacturer's instructions.

DON'T use degreasers, bleach, vinegar, ammonia or other household chemicals.

DON'T use purely surface waxes, or all purpose sealers. Employment of such can result in slippery surfaces.

DON'T use all purpose cleaners containing water soluble inorganic or crystallizing salts, harmful alkali or acids. Use of such products could prove harmful to your terrazzo floor.

(Take care if using abrasive disc/pads with proprietary systems so grout is not removed and pinholes exposed.)

2019

Destinations in Terrazzo

Setting in Stone the Spirit of Public Art

Bringing together terrazzo with public art gives the artist the capacity to create spaces distinctive from “anytown-anywhere,” artist Teresa Cox said, colored by local character and highly accessible to the public.

Phoenix Sky Harbor International Airport

This 24,000-square-foot commissioned public art project illustrates the design flexibility of terrazzo with designs inspired by traditional Navajo pottery and weaving patterns. The dynamic floor’s intense colors, 3D effects and graceful interplay of shapes over patterns are among the project’s many assets.

Detroit’s Harmonie Park Paradise Valley

ART . RUSTIC . MURALS

An outdoor installation of rustic terrazzo, featuring historic buildings and public figures, designed by noted muralist Hubert Massey.



Phoenix Sky Harbor International Airport



Boise Airport Terrazzo Art Renovation



Detroit’s Harmonie Park/Paradise Valley



Boise Airport Terrazzo Art Renovation


PUBLIC ART PLAYS AN IMPORTANT ROLE BY CONNECTING PEOPLE AND PLACE



National Terrazzo & Mosaic Association
 P.O. Box 2605
 Fredericksburg, TX 78624
 800.323.9736
 www.ntma.com
 info@ntma.com

Boise Airport Terrazzo Art Renovation

This gorgeous art-in-the-public places mural, “Terra Firma,” is a 25-foot diameter circular map of Idaho and its contiguous states. All divider strips, other than the lettering, were hand-bent on site.





National Terrazzo & Mosaic Association
PO Box 2605
Fredericksburg, TX 78624
(800) 323-9736 Fax (888) 362-2770
www.ntma.com info@ntma.com

TERRAZZO

SYSTEMS REFERENCE GUIDE 2021

TERRAZZO

SAMPLES COLLECTION



TERRAZZCO
BRAND PRODUCTS

CONCORD
TERRAZZO
COMPANY

YOU DREAM. WE CREATE.

What once started as a floor that reused marble chips set in clay, has now become one of the most decorative flooring systems available today.

Terrazzo is sought after more today than ever before. The material produces a durable cost-effective flooring system for building spaces. Its design is unparalleled.

The design flexibility of epoxy terrazzo offers endless possibilities for architects and designers to create a unique appearance for their floors, stairs and countertops.

This guide showcases the design possibilities of epoxy terrazzo with TERRAZZCO Brand Products, helping architects and designers explore color and material options for their terrazzo projects.



TABLE OF CONTENTS



Classic White Series	Pg. 5
Black Series	Pg. 11
Aggregate Series	Pg. 13
Standard Series	Pg. 15
Semi-Exotic Series	Pg. 21
Monochrome Series	Pg. 25
LEED Series	Pg. 27
Shell Series	Pg. 31
Pebble Series	Pg. 35
Venetian Series	Pg. 37
Designer Series	Pg. 39

ORDER PROCESS



Find a Sample Online

Visit www.terrazzco.com and complete our samples form or request samples by email at info@terrazzco.com.



Made-To-Order

Terrazzo samples are made to order. Terrazzo samples are made in 6"x6" format and 3/8" thick, the standard thickness for poured-in-place terrazzo systems.



Design a Custom Sample

Custom samples are available upon request. Collaborate with a representative to find the right color and aggregates for a design.



Lead Time & Delivery

Terrazzo samples take approximately two weeks to create. Samples are offered for free to the architectural and design community.

ABOUT TERRAZZCO

Concord Terrazzo Company specializes in supplying quality materials for epoxy terrazzo floors. Our team is passionate about this unique material, and we love working with architects and designers to select the right colors and aggregates for their projects. As a result, Concord Terrazzo Company offers design consultation services to those who need them, so you can be sure that your project will look amazing! Terrazzo samples from our sample collections are provided at no cost to the architectural and design community.



WHY CHOOSE TERRAZZCO?

- Concord Terrazzo Company is a single-source terrazzo supplier, the only terrazzo company where you can design terrazzo floors and precast terrazzo products with materials from one location.
- At Concord Terrazzo Company, we are known for producing high-quality green terrazzo finishes. All TERRAZZCO Brand epoxy resins are certified as compliant with the GREENGUARD standards, and have been tested for zero volatile organic compounds (VOCs). We also host an in-house recycling facility where Concord Terrazzo Company crushes and packages post-industrial aggregates.
- Concord Terrazzo Company has more design capabilities than other terrazzo manufacturers. From waterjet cutting, precast manufacturing and sample matching, we offer solutions that add value for your construction project.

ENDLESS POSSIBILITIES

Marble, glass, granite and/or shell chips are mixed together in a resinous matrix binder to create terrazzo. Epoxy terrazzo is a type of flooring that is poured, cured, ground and polished. It's used in various indoor finishes such as floors, stairs, countertops and walls. One of the benefits of epoxy terrazzo is its wide range of colors. The design flexibility of terrazzo allows architects and designers to create beautiful works of art, and it maintains good color uniformity on large installation projects.


There is a great variety of colors to choose from, as well as different types of aggregate. Aggregates vary in color and size, which creates unique design combinations. Traditionally, marble chips are the most commonly used aggregates in terrazzo designs. Recycled aggregates like glass are another great option because they offer vibrant hues that accentuate the beauty of any terrazzo surface. Crushed mirror can add reflectiveness while adding depth and dimension to any design.

The design possibilities of epoxy terrazzo are endless. Representatives work closely with building owners and architects to design samples that meet the goals for their upcoming projects.




CLASSIC WHITE SERIES

The Classic White Terrazzo Series showcases beautiful, modern white terrazzo designs. The Classic White Series offers affordable material prices with exclusive TERRAZZCO marble chip options.



CW02
Classic White Series 02



CW03
Classic White Series 03




CW04
Classic White Series 04



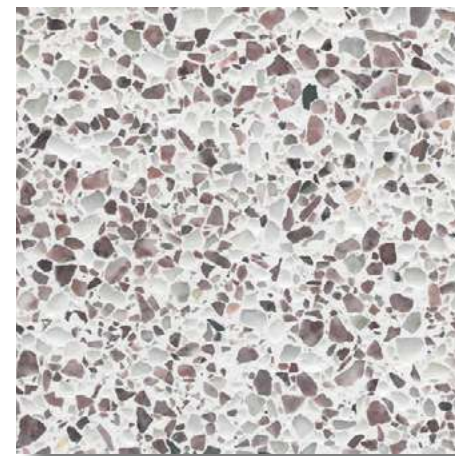
CW05
Classic White Series 05




CW06
Classic White Series 06



CW07
Classic White Series 07



CW08
Classic White Series 08



CW09
Classic White Series 09




CW10
Classic White Series 10



CW11
Classic White Series 11



CW12
Classic White Series 12



CW13
Classic White Series 13



CW19
Classic White Series 19



CW20
Classic White Series 20




CW14
Classic White Series 14




CW15
Classic White Series 15



CW21
Classic White Series 21



CW22
Classic White Series 22



CW16
Classic White Series 16



CW18
Classic White Series 18



CW23
Classic White Series 23



CW25
Classic White Series 25



CW26
Classic White Series 26



CW27
Classic White Series 27



CW33
Classic White Series 33



CW34
Classic White Series 34



CW28
Classic White Series 28



CW29
Classic White Series 29



CW35
Classic White Series 35



CW36
Classic White Series 36



CW30
Classic White Series 30



CW31
Classic White Series 31




CW37
Classic White Series 37

BLACK SERIES

The Black Terrazzo Series features different black terrazzo designs that use mirror, glass or marble chips. The Black Terrazzo Series uses exclusive TERRAZZCO Brand aggregates that provide affordable materials for terrazzo projects.




BLK01
Black Series 01




BLK02
Black Series 02



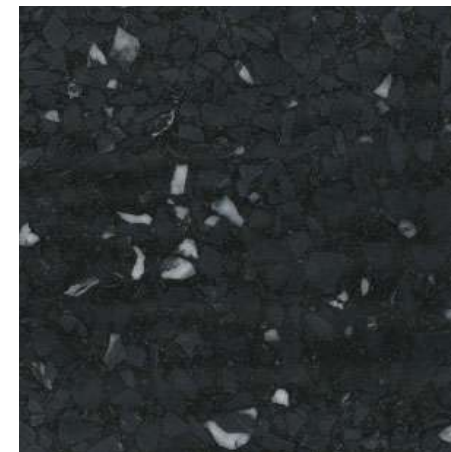
BLK03
Black Series 03




BLK04
Black Series 04




BLK05
Black Series 05




BLK06
Black Series 06



BLK07
Black Series 07



BLK08
Black Series 08



BLK09
Black Series 09



BLK10
Black Series 10



BLK11
Black Series 11

AGGREGATE SERIES

Marble chips are the most common aggregates used in terrazzo. The TERRAZZCO Aggregate Series features terrazzo designs with the most popular and exclusive aggregates crushed at Concord Terrazzo Company.



**AGS01 - Arabescato
Aggregate Series**



**AGS02 - Blue Gray
Aggregate Series**



**AGS03 - Bull Ridge Blush
Aggregate Series**



**AGS04 - Driftwood
Aggregate Series**



**AGS05 - Earth Blend
Aggregate Series**



**AGS06 - Frozen Blue
Aggregate Series**



**AGS07 - Glacier Black
Aggregate Series**



**AGS08 - Light Mahogany
Aggregate Series**



**AGS09 - Salt & Pepper
Aggregate Series**




**AGS10 - Verde Alto
Aggregate Series**



**AGS11 - Concord Gray
Aggregate Series**

STANDARD SERIES


The Standard Series features marble chips exclusive to TERRAZZCO Brand Products, giving your project a unique look. The Standard Series uses traditional marble chips (sizes #0-2) which are ideal for a 3/8" epoxy terrazzo floor and precast terrazzo applications. Marble and granite chips are the most commonly used aggregates in terrazzo, costing less than glass and shell aggregates.



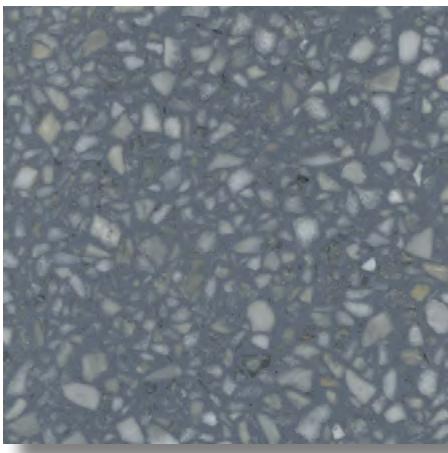
SS01
Standard Series 01



SS02
Standard Series 02



SS03
Standard Series 03



SS04
Standard Series 04



SS05
Standard Series 05




SS06
Standard Series 06



SS07
Standard Series 07



SS08
Standard Series 08




SS10
Standard Series 10




SS11
Standard Series 11



SS12
Standard Series 12



SS14
Standard Series 14




SS52
Standard Series 52



SS53
Standard Series 53




SS15
Standard Series 15



SS16
Standard Series 16




SS54
Standard Series 54




SS58
Standard Series 58



SS49
Standard Series 15




SS51
Standard Series 51




SS60
Standard Series 60




SS61
Standard Series 61




SS62
Standard Series 62



SS65
Standard Series 65



SS1300
Standard Series 1300



SS1952
Standard Series 1952



SEMI-EXOTIC SERIES


The Semi-Exotic Series combines exclusive marble chips with glass and/or shell aggregates that create beautiful terrazzo results. With the addition of different glass and shell materials, there may be increased costs associated with the Semi-Exotic Series than with the Standard Series.




SE 100
Semi-Exotic Series 100



SE 102
Semi-Exotic Series 102




SE 103
Semi-Exotic Series 103



SE 104
Semi-Exotic Series 104




SE 105
Semi-Exotic Series 105




SE 106
Semi-Exotic Series 106




SE 111
Semi-Exotic Series 111



SE 112
Semi-Exotic Series 112



SE 113
Semi-Exotic Series 113



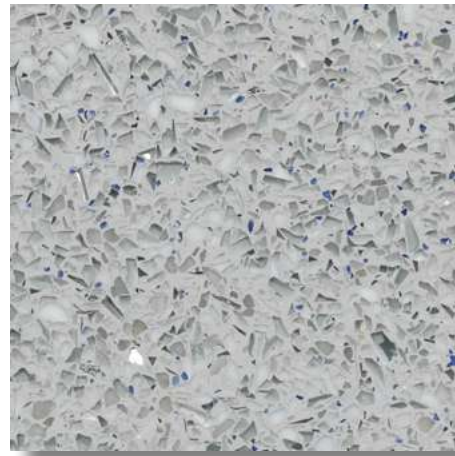
SE 114
Semi-Exotic Series 114




SE 114
Semi-Exotic Series 114



SE 115
Semi-Exotic Series 115



SE 1776
Semi-Exotic Series 1776



SE 1778
Semi-Exotic Series 1778




MONOCHROME SERIES


The Monochrome Series features shades of epoxy that matches our exclusive aggregates. This aesthetic is perfect for any epoxy terrazzo floor or precast application.



Monochrome 1119
Monochrome Series 1119



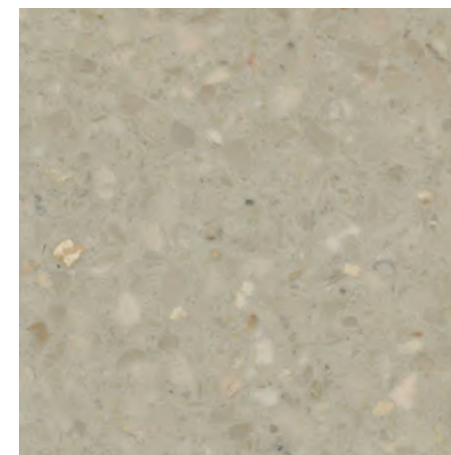
Monochrome 1121
Monochrome Series 1121




Monochrome 1123
Monochrome Series 1123



Monochrome 1127
Monochrome Series 1127



Monochrome 1210
Monochrome Series 1210



Monochrome 1211
Monochrome Series 1211

LEED SERIES


The LEED Terrazzo Series comprises of terrazzo designs with over 70% post-industrial or post-consumer recycled aggregates. Glass chips make for a monochromatic look, while the reflections of the mirror chips add an extra level of beauty to your design. For affordability - opt for mirror, plate glass, or clear glass over colorful glass options.



LEED 01
LEED Terrazzo Series 01



LEED 02
LEED Terrazzo Series 02




LEED 03
LEED Terrazzo Series 03




LEED 04
LEED Terrazzo Series 04



LEED 05
LEED Terrazzo Series 05



LEED 06
LEED Terrazzo Series 06



LEED 07
LEED Terrazzo Series 07




LEED 08
LEED Terrazzo Series 08



LEED 09
LEED Terrazzo Series 09



LEED 10
LEED Terrazzo Series 10



LEED 11
LEED Terrazzo Series 11




LEED 12
LEED Terrazzo Series 12



LEED 13
LEED Terrazzo Series 13



LEED 14
LEED Terrazzo Series 14



SHELL SERIES

The Shell Series features terrazzo designs that focus on Mother of Pearl shells. The Shell Series creates an iridescent effect for terrazzo and can be used in epoxy terrazzo flooring and precast terrazzo applications. Mother of Pearl is a premium aggregate. Freshwater Mother of Pearl is a more affordable option than Classic Mother of Pearl.



SH01
Shell Series 01




SH02
Shell Series 02



SH03
Shell Series 03




SH04
Shell Series 04



SH05
Shell Series 05




SH06
Shell Series 06




SH08
Shell Series 08



SH09
Shell Series 09



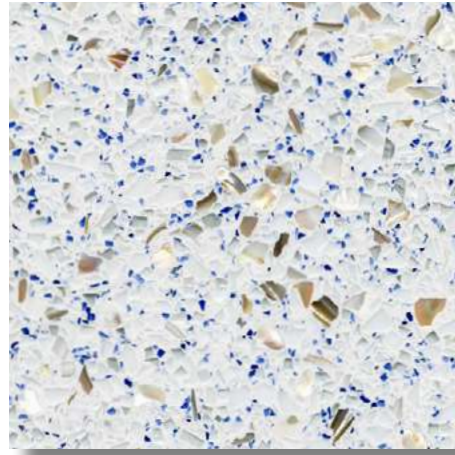
SH10
Shell Series 10



SH11
Shell Series 11



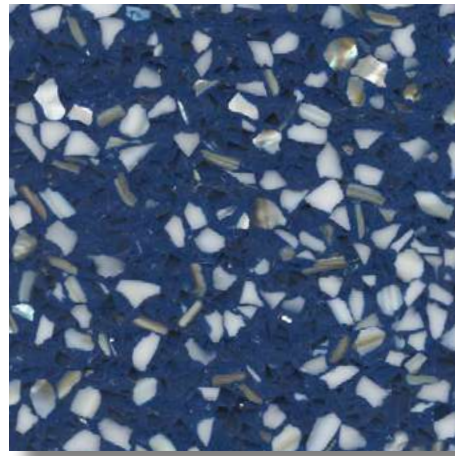
SH12
Shell Series 12



SH13
Shell Series 13



SH14
Shell Series 14



SH15
Shell Series 15



SH16
Shell Series 16



SH17
Shell Series 17



PEBBLE SERIES

Pebble aggregates are different than traditional terrazzo chips in that they provide a round, uniform appearance in terrazzo designs. The Pebble Series offers comparable cost options similar to marble chips, making them budget-friendly for terrazzo projects.



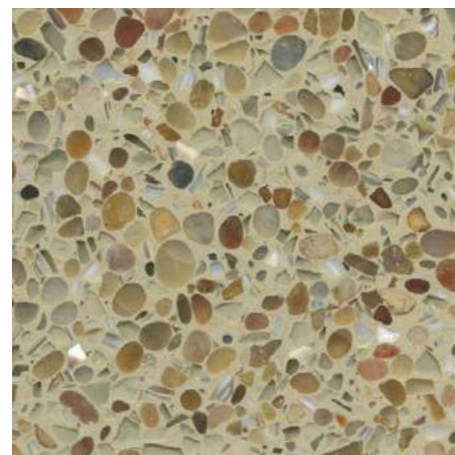
PEB01
Pebble Series 01



PEB02
Pebble Series 02




PEB03
Pebble Series 03



PEB04
Pebble Series 04



PEB05
Pebble Series 05



PEB06
Pebble Series 06

VENETIAN SERIES


Venetian Terrazzo Series uses large pieces of aggregate (Sizes #3-#8) to create an appearance that is both unique and strikingly beautiful. Venetian terrazzo floors add more thickness to topping in order to accommodate larger aggregates. There are higher costs associated with this style of terrazzo flooring.



VEN 01
Venetian Series 01



VEN 02
Venetian Series 02




VEN 03
Venetian Series 03



VEN 04
Venetian Series 04



VEN 05
Venetian Series 05



VEN 06
Venetian Series 06



VEN 07
Venetian Series 07




VEN 08
Venetian Series 08



VEN 09
Venetian Series 09



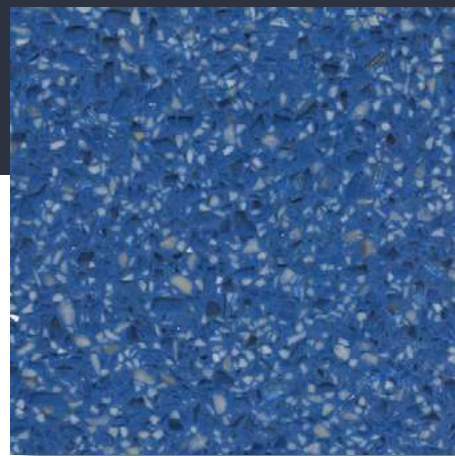
VEN 10
Venetian Series 10




VEN 11
Venetian Series 11

DESIGNER SERIES

The Designer Series showcases colorful epoxy terrazzo samples. These designs can often be used as accents or for logos. Alternatively, artistic terrazzo floors can be created using these designs. Many of the samples featured in the Designer Series contain premium aggregates such as vibrant glass and shells - which means some designs may have a higher cost than others.




DS-Blue-01
Designer Series




DS-Blue-02
Designer Series



DS-Blue-04
Designer Series



DS-Blue-06
Designer Series

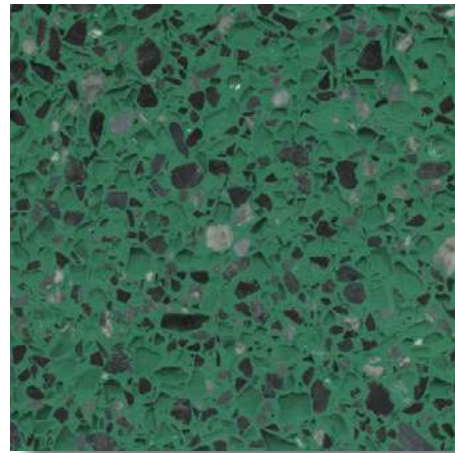


DS-Blue-07
Designer Series




DS-Blue-08
Designer Series






DS-Green-01
Designer Series




DS-Green-02
Designer Series




DS-Red-01
Designer Series



DS-Red-02
Designer Series




DS-Green-03
Designer Series




DS-Green-04
Designer Series



DS-Orange-01
Designer Series




DS-Orange-02
Designer Series



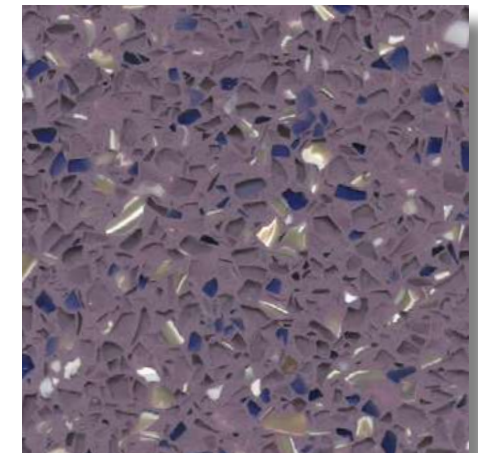
DS-Green-05
Designer Series




DS-Green-06
Designer Series




DS-Yellow-01
Designer Series




DS-Purple-01
Designer Series



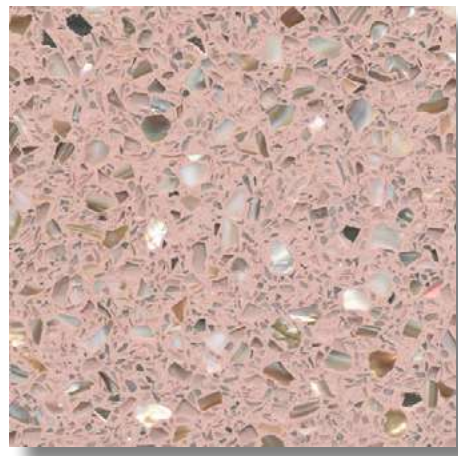
DS-Purple-02
Designer Series



DS-Pink-01
Designer Series



DS-Pink-02
Designer Series



DS-Pink-03
Designer Series





Request terrazzo samples today!

**Concord Terrazzo Company, Inc.
1709 University Commercial Pl Charlotte, NC 28213
info@terrazzco.com | www.terrazzco.com**