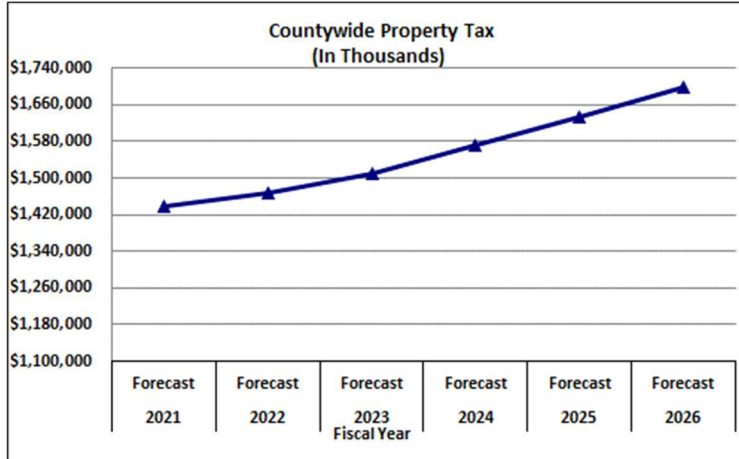


## REVENUE FORECAST

### COUNTYWIDE REVENUE FORECAST

#### Property Tax

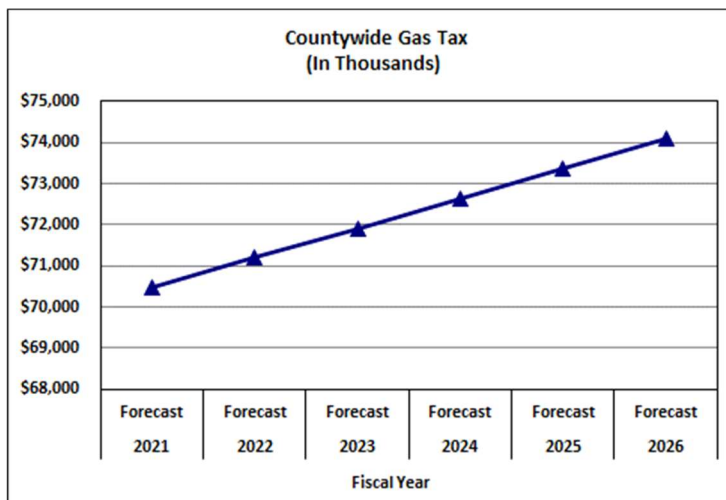


Description: Tax is levied on all nonexempt real and personal property in the county. Property tax revenues are calculated by multiplying the taxing jurisdiction's tax roll (as certified by the Miami-Dade County Property Appraiser's Office) by the adopted/forecasted millage for the fiscal year.

Fiscal Year	Growth
2021-22	2.00%
2022-23	3.00%
2023-24	4.00%
2024-25	4.00%
2025-26	4.00%

Comments: Growth based on expected tax roll performance.

#### Gas Tax



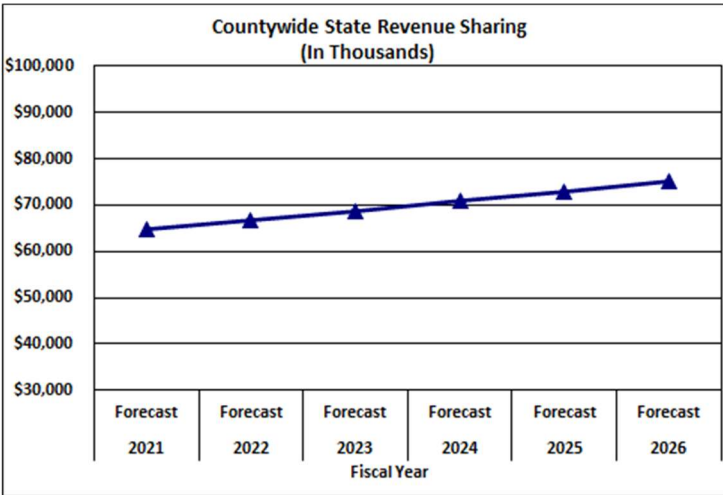
Description: Revenues comprised of the Constitutional Gas Tax, Local Option Gas Taxes and County Gas Tax.

Fiscal Year	Growth
2021-22	1.00%
2022-23	1.00%
2023-24	1.00%
2024-25	1.00%
2025-26	1.00%

Comments: Revenues include only Miami-Dade County's allocation and do not include revenues which accrue to municipalities. Projections based on population growth.

## FY 2020-21 Adopted Budget and Multi-Year Capital Plan

### State Revenue Sharing

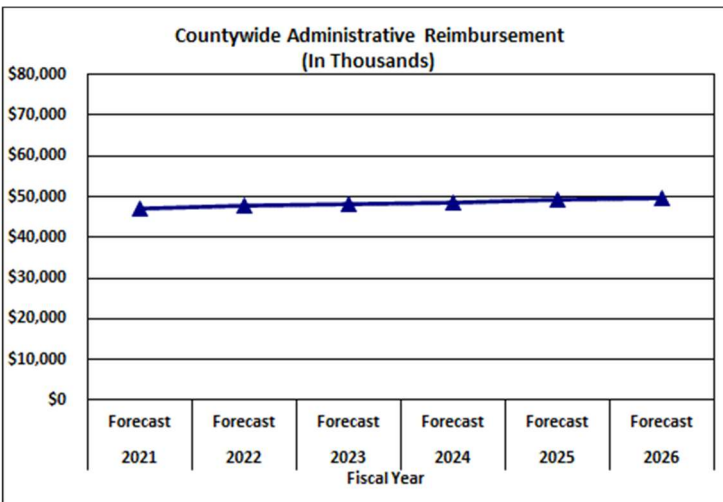


Description: At the State level, the County Revenue Sharing Trust Fund is made of 2.9 percent of the net cigarette tax collections and 2.081 percent of State sales tax collections.

<u>Fiscal Year</u>	<u>Growth</u>
2021-22	3.00%
2022-23	3.00%
2023-24	3.00%
2024-25	3.00%
2025-26	3.00%

Comments: Projections based on historical trends.

### Administrative Reimbursement

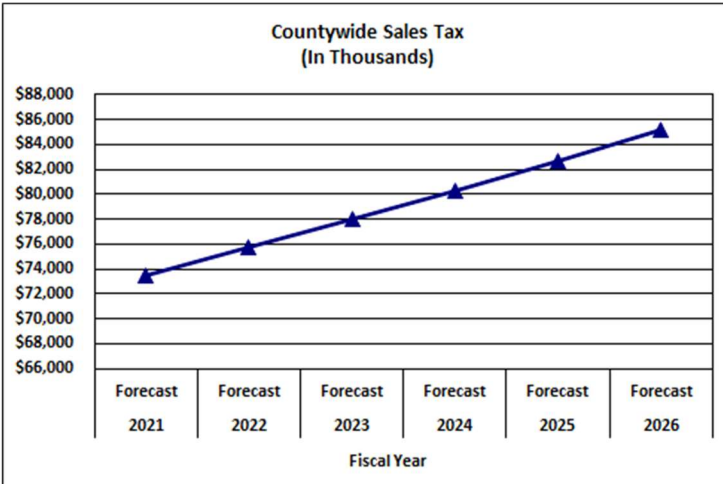


Description: Comprised of payments from proprietary operations towards County overhead.

<u>Fiscal Year</u>	<u>Growth</u>
2021-22	1.00%
2022-23	1.00%
2023-24	1.00%
2024-25	1.00%
2025-26	1.00%

## FY 2020-21 Adopted Budget and Multi-Year Capital Plan

### Sales Tax



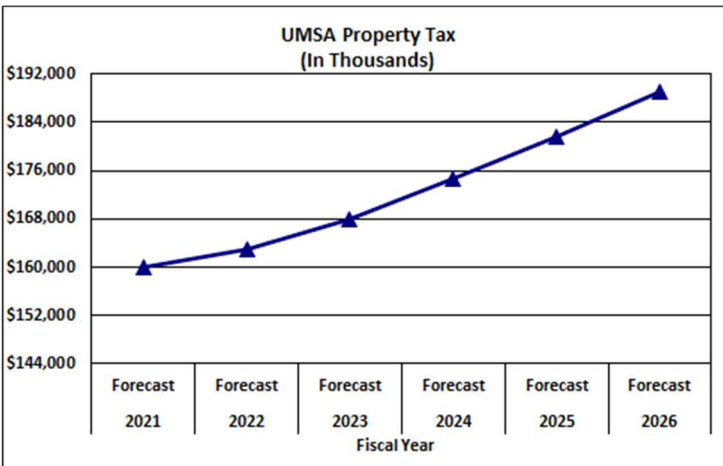
**Description:** The program consists of an ordinary distribution based on 9.6 percent of net sales tax revenues pursuant to F.S. 212.20 (6). Allocation to municipalities and to the Countywide and UMSA jurisdictions is based on formula established by State law.

Fiscal Year	Growth
2021-22	3.00%
2022-23	3.00%
2023-24	3.00%
2024-25	3.00%
2025-26	3.00%

**Comments:** Projections based on historical trends.

### UMSA REVENUE FORECAST

#### Property Tax



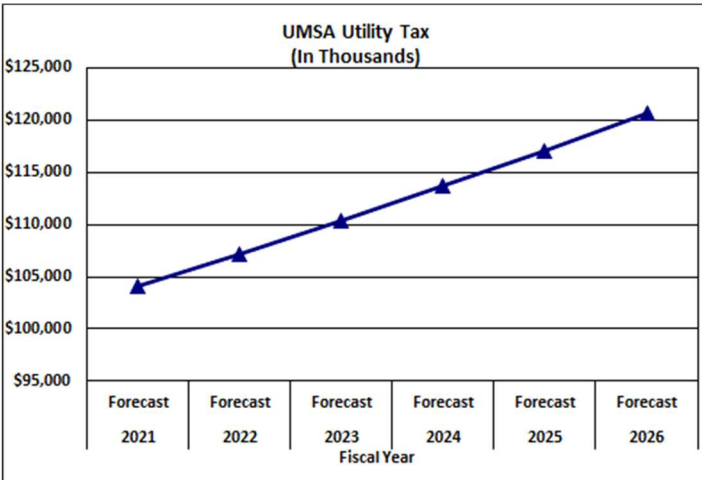
**Description:** Tax is levied on all non-exempt real and personal property in the county. Property tax revenues are calculated by multiplying the taxing jurisdiction's tax roll (as certified by the Miami-Dade County Property Appraiser's Office) by the adopted/forecasted millage for the fiscal year.

Fiscal Year	Growth
2021-22	2.00%
2022-23	3.00%
2023-24	4.00%
2024-25	4.00%
2025-26	4.00%

**Comments:** Growth based on expected tax roll performance.

## FY 2020-21 Adopted Budget and Multi-Year Capital Plan

### Utility Tax

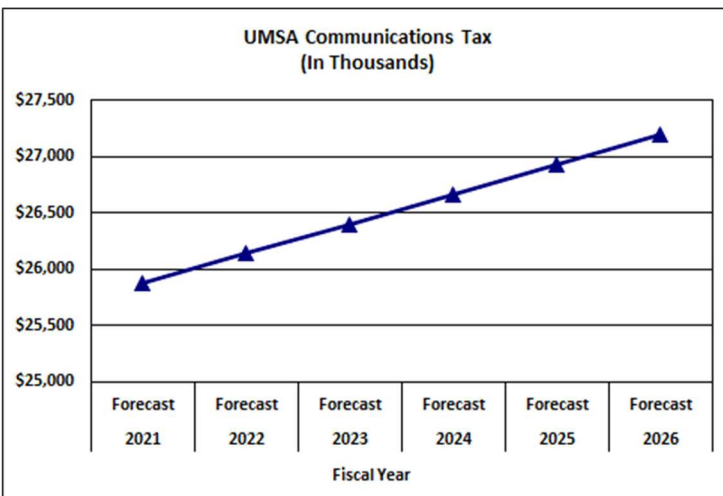


Description: Also known as Public Service Tax. Pursuant to F.S. 166.235. Municipalities are authorized to levy by ordinance a Public Service Tax on the purchase of electricity, metered natural gas, liquefied petroleum and water service.

Fiscal Year	Growth
2021-22	3.00%
2022-23	3.00%
2023-24	3.00%
2024-25	3.00%
2025-26	3.00%

Comments: Revenues are considered 100 percent UMSA. Projections based on historical trends.

### Communications Tax



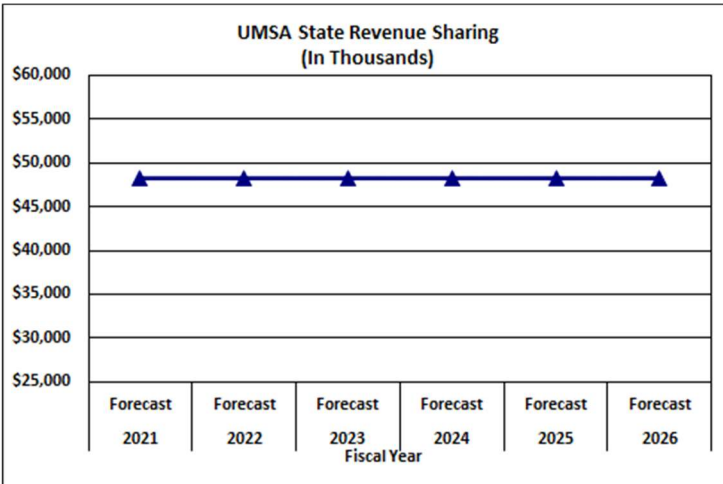
Description: Also known as the unified or simplified tax. Replaces utility tax on telephone and other telecommunication services, the cable television franchise fee, telecommunications franchise fee and communications permit fee.

Fiscal Year	Growth
2021-22	1.00%
2022-23	1.00%
2023-24	1.00%
2024-25	1.00%
2025-26	1.00%

Comments: Revenues are considered 100 percent UMSA. Projections based on historical trends.

## FY 2020-21 Adopted Budget and Multi-Year Capital Plan

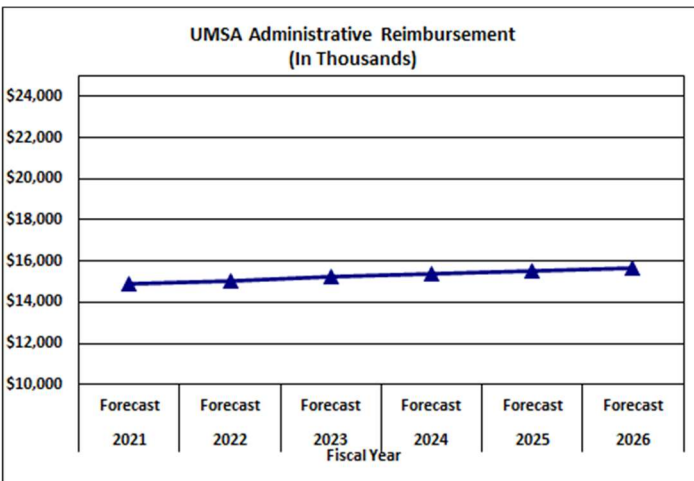
### State Revenue Sharing



Description: An apportionment factor is calculated for each eligible municipality using a formula consisting of the following equally weighted factors: adjusted municipal population, municipal sales tax collections and municipality's relative ability to raise revenue. For UMSA, distributions have been fixed per State Statute.

<u>Fiscal Year</u>	<u>Growth</u>
2021-22	0.00%
2022-23	0.00%
2023-24	0.00%
2024-25	0.00%
2025-26	0.00%

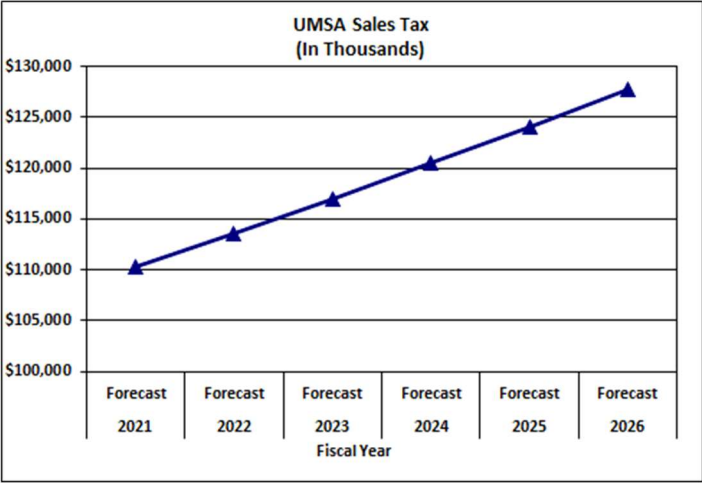
### Administrative Reimbursement



Description: Comprised of payments from proprietary operations towards County overhead.

<u>Fiscal Year</u>	<u>Growth</u>
2021-22	1.00%
2022-23	1.00%
2023-24	1.00%
2024-25	1.00%
2025-26	1.00%

Sales Tax



Description: The program consists of an ordinary distribution based on 9.6 percent of net sales tax revenues pursuant to F.S. 212.20 (6). Allocation to municipalities and to the Countywide and UMSA jurisdictions is based on formula established by State law.

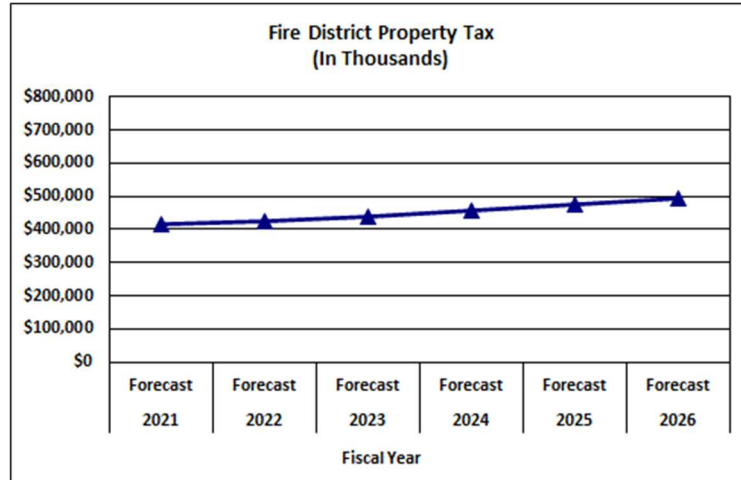
Fiscal Year	Growth
2021-22	3.00%
2022-23	3.00%
2023-24	3.00%
2024-25	3.00%
2025-26	3.00%

Comments: Projections based on historical trends.

## FY 2020-21 Adopted Budget and Multi-Year Capital Plan

### FIRE DISTRICT REVENUE FORECAST

#### Property Taxes

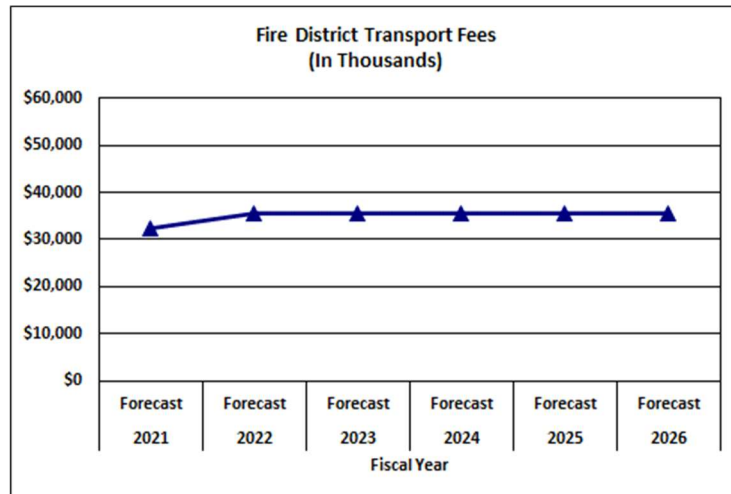


Description: Tax is levied on all non-exempt real and personal property in the county. Property tax revenues are calculated by multiplying the taxing jurisdiction's tax roll (as certified by the Miami-Dade County Property Appraiser's Office) by the adopted/forecasted millage for the fiscal year.

<u>Fiscal Year</u>	<u>Growth</u>
2021-22	2.00%
2022-23	3.00%
2023-24	4.00%
2024-25	4.00%
2025-26	4.00%

Comments: Growth based on expected tax roll performance.

#### Transport Fees



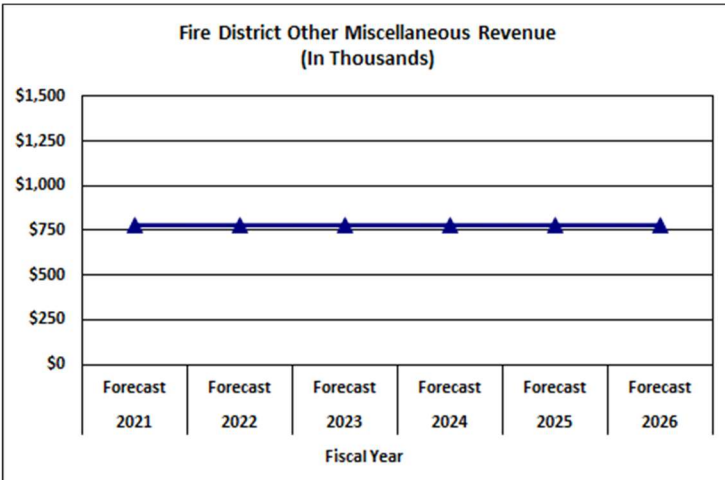
Description: Fees charged to individuals transported by Fire Rescue units.

<u>Fiscal Year</u>	<u>Growth</u>
2021-22	0.00%
2022-23	0.00%
2023-24	0.00%
2024-25	0.00%
2025-26	0.00%

Comments: Projections based on historical trends.

## FY 2020-21 Adopted Budget and Multi-Year Capital Plan

### Other Miscellaneous

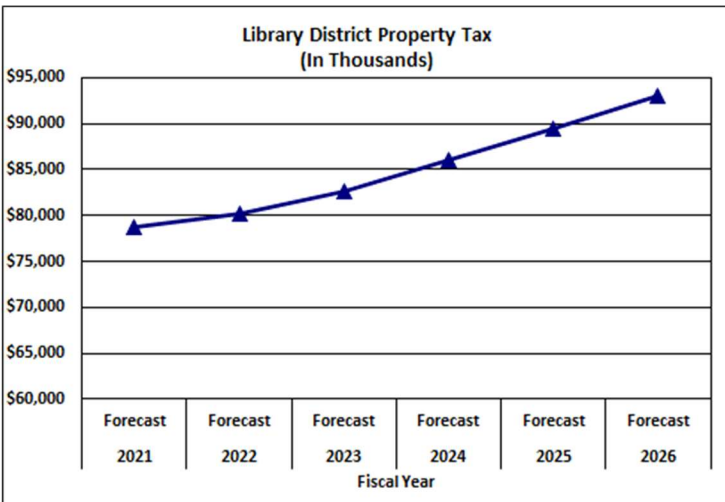


Description: Includes grants, plans review fees and inspection service charges.

<u>Fiscal Year</u>	<u>Growth</u>
2021-22	0.00%
2022-23	0.00%
2023-24	0.00%
2024-25	0.00%
2025-26	0.00%

### LIBRARY DISTRICT REVENUE FORECAST

#### Property Taxes



Description: Tax is levied on all non-exempt real and personal property in the county. Property tax revenues are calculated by multiplying the taxing jurisdiction's tax roll (as certified by the Miami-Dade County Property Appraiser's Office) by the adopted/forecasted millage for the fiscal year.

<u>Fiscal Year</u>	<u>Growth</u>
2021-22	2.00%
2022-23	3.00%
2023-24	4.00%
2024-25	4.00%
2025-26	4.00%

Comments: Growth based on expected tax roll performance.