

ENVIRONMENT



EQUITY



MIAMI-DADE
COUNTY

FY 2022-23 PROPOSED BUDGET



ECONOMY



ENGAGEMENT

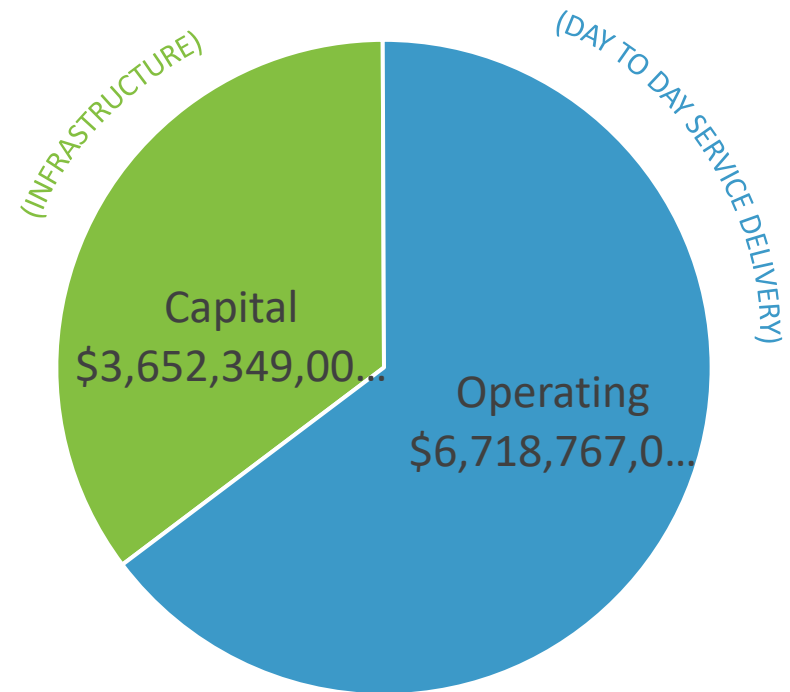


FY 2022-23

Budget Development Process

- Budgets Submitted to OMB: **February 9** ✓
- Virtual Public Townhall Meetings: **February 22 and 24** ✓
- Budget Development Activities: **March – July** ✓
- Final Preliminary Tax Roll: **July 1** ✓
- Proposed Budget Submission: **July 15** ✓
- BCC Public Hearing, Approval of TRIM Rates: **July 19** ✓
- Public Town Hall Meetings: **August 24-26** ←
- Public Budget Hearings: **September 8 and 20**
- New Fiscal Year Begins: **October 1**

The County budget is comprised of capital and operating expenditures

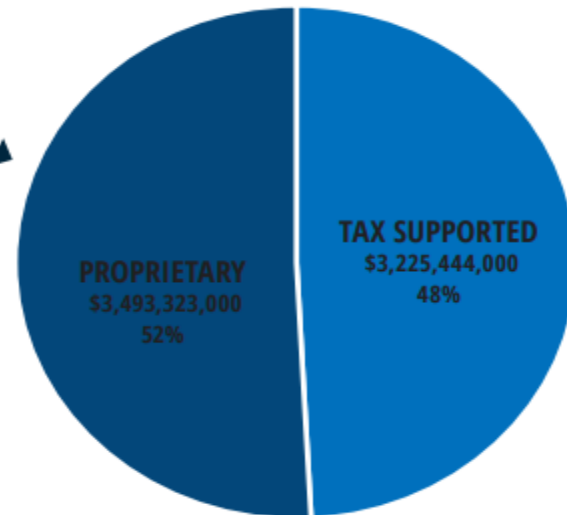
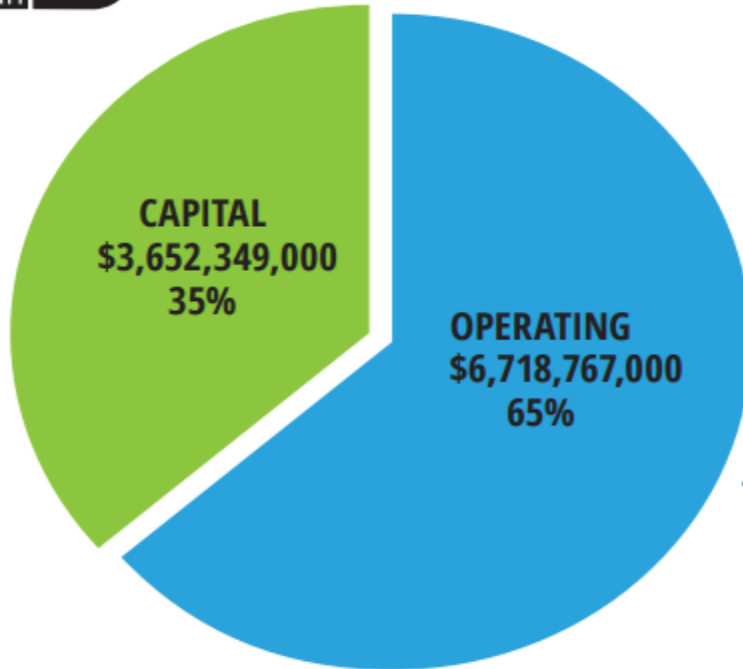


Total Budget
\$10,371,116,000





TOTAL BUDGET:
\$10,371,116,000



30,019 budgeted positions

Proposed Tax Rates

Taxing Unit	FY 2021-22 Actual Millage	FY 2022-23 Proposed Millage	Change from FY 2021-22 Actual Millage
Countywide Operating	4.6669	4.6202	-1.00%
Miami-Dade Fire Rescue Service District	2.4207	2.3965	-1.00%
Miami-Dade Public Library System	0.2840	0.2812	-1.00%
Unincorporated Municipal Service Area	1.9283	1.9090	-1.00%
Sum of Operating Millages	9.2999	9.2069	-1.00%
Countywide Debt	0.5075	0.4853	-4.37%
Sum of Operating and Debt Millages	9.8074	9.6922	-1.17%

Your Dollar at Work



Property taxes are a vital revenue source for our local government, and each year our County and its municipalities decide on next year's rates

2020 Miami-Dade County, Florida
REAL ESTATE PROPERTY TAXES
 NOTICE OF AD VALOREM TAXES AND NON-AD VALOREM ASSESSMENTS
 SEE REVERSE SIDE FOR IMPORTANT INFORMATION

1. **TOLLO NUMBER** 30-4324-001-1310 **MUNICIPALITY** MIAMI-DADE COUNTY **MILL CODE** 3000

2. **Property Address** 12345 NW 87 AVE **EXEMPTIONS:** Homestead, Widew, Veteran, Disabled, Blind **Munic SR FL Vet % State**

3. **AD VALOREM TAXES**

TAXING AUTHORITY	ASSESSED VALUE	MILLAGE RATE PER \$1,000 OF TAXABLE VALUE	TAXES LEVIED
Miami-Dade School Board			
School Board	202,000	6.18600	1,249.20
School Board Debt Service	202,000	0.19300	39.19
Voted School Operating	202,000	0.75000	151.90
State and Other			
Florida Inland Navigation District	202,000	0.03200	6.46
South Florida Water Management District	202,000	0.11030	22.28
Okeechobee Basin	202,000	0.11920	24.08
Everglades Construction Project	202,000	0.03800	7.68
Childrens Trust	202,000	0.65070	131.54
Miami-Dade County			
County Wide Operating	202,000	4.66600	942.53
County Wide Debt Service	202,000	0.47800	96.56
Unincorporated Operating	202,000	1.52850	308.78
Library District	202,000	0.28400	57.37
Fire Rescue Operating	202,000	2.42070	489.16
Municipal Governing Board			
Miami Operating	202,000	7.66650	1,548.63
Miami Debt Service	202,000	0.32350	65.30
NON-AD VALOREM ASSESSMENTS			
LEVYING AUTHORITY	FOOTAGE/UNITS	RATE	AMOUNT
Garbage, Trash, TRC, Recycle	1.00	494.00	494.00
Tamiami Lakes Lighting District	75.0	0.5144	38.58
Pentathlon CDD	1.00	574.18	574.18
Improvement District			
Hibiscus Island Overhead Services Reloc Imp			154.50

4. **AMOUNT IF PAID BY (pay only one amount)**

NOVEMBER 30, 2020	DECEMBER 31, 2020	JANUARY 31, 2021	FEBRUARY 28, 2021	MARCH 31, 2021
\$ 5,114.75	\$ 5,168.03	\$ 5,221.31	\$ 5,274.91	\$ 5,327.87

5. **Combined Taxes and Assessments** \$ 5,327.87

6. **2020 REAL ESTATE PROPERTY TAXES**

7. **LEGAL DESCRIPTION** 24 54 39 1 08 AC NW/4 BDD ROAD FRONTIES SP 46-3 E1/2 OF TRACT 126 73R 164257

8. **ADDITIONAL PRIOR YEAR PROPERTY TAXES OWED AND ARE NOT INCLUDED IN THIS BILL**

9. **FOR AMOUNT** www.miamidade.gov or call 305-270-4916

10. **AMOUNT IF PAID BY (pay only one amount)**

11. **FOR AMOUNT** www.miamidade.gov or call 305-270-4916

12. **FOR AMOUNT** www.miamidade.gov or call 305-270-4916

13. **FOR AMOUNT** www.miamidade.gov or call 305-270-4916

14. **FOR AMOUNT** www.miamidade.gov or call 305-270-4916

15. **FOR AMOUNT** www.miamidade.gov or call 305-270-4916

16. **FOR AMOUNT** www.miamidade.gov or call 305-270-4916

17. **FOR AMOUNT** www.miamidade.gov or call 305-270-4916

18. **FOR AMOUNT** www.miamidade.gov or call 305-270-4916

19. **FOR AMOUNT** www.miamidade.gov or call 305-270-4916

20. **FOR AMOUNT** www.miamidade.gov or call 305-270-4916

21. **FOR AMOUNT** www.miamidade.gov or call 305-270-4916

22. **FOR AMOUNT** www.miamidade.gov or call 305-270-4916

23. **FOR AMOUNT** www.miamidade.gov or call 305-270-4916

24. **FOR AMOUNT** www.miamidade.gov or call 305-270-4916

25. **FOR AMOUNT** www.miamidade.gov or call 305-270-4916

26. **FOR AMOUNT** www.miamidade.gov or call 305-270-4916

27. **FOR AMOUNT** www.miamidade.gov or call 305-270-4916

28. **FOR AMOUNT** www.miamidade.gov or call 305-270-4916

29. **FOR AMOUNT** www.miamidade.gov or call 305-270-4916

30. **FOR AMOUNT** www.miamidade.gov or call 305-270-4916

31. **FOR AMOUNT** www.miamidade.gov or call 305-270-4916

32. **FOR AMOUNT** www.miamidade.gov or call 305-270-4916

33. **FOR AMOUNT** www.miamidade.gov or call 305-270-4916

34. **FOR AMOUNT** www.miamidade.gov or call 305-270-4916

35. **FOR AMOUNT** www.miamidade.gov or call 305-270-4916

36. **FOR AMOUNT** www.miamidade.gov or call 305-270-4916

37. **FOR AMOUNT** www.miamidade.gov or call 305-270-4916

38. **FOR AMOUNT** www.miamidade.gov or call 305-270-4916

39. **FOR AMOUNT** www.miamidade.gov or call 305-270-4916

40. **FOR AMOUNT** www.miamidade.gov or call 305-270-4916

41. **FOR AMOUNT** www.miamidade.gov or call 305-270-4916

42. **FOR AMOUNT** www.miamidade.gov or call 305-270-4916

43. **FOR AMOUNT** www.miamidade.gov or call 305-270-4916

44. **FOR AMOUNT** www.miamidade.gov or call 305-270-4916

45. **FOR AMOUNT** www.miamidade.gov or call 305-270-4916

46. **FOR AMOUNT** www.miamidade.gov or call 305-270-4916

47. **FOR AMOUNT** www.miamidade.gov or call 305-270-4916

48. **FOR AMOUNT** www.miamidade.gov or call 305-270-4916

49. **FOR AMOUNT** www.miamidade.gov or call 305-270-4916

50. **FOR AMOUNT** www.miamidade.gov or call 305-270-4916

51. **FOR AMOUNT** www.miamidade.gov or call 305-270-4916

52. **FOR AMOUNT** www.miamidade.gov or call 305-270-4916

53. **FOR AMOUNT** www.miamidade.gov or call 305-270-4916

54. **FOR AMOUNT** www.miamidade.gov or call 305-270-4916

55. **FOR AMOUNT** www.miamidade.gov or call 305-270-4916

56. **FOR AMOUNT** www.miamidade.gov or call 305-270-4916

57. **FOR AMOUNT** www.miamidade.gov or call 305-270-4916

58. **FOR AMOUNT** www.miamidade.gov or call 305-270-4916

59. **FOR AMOUNT** www.miamidade.gov or call 305-270-4916

60. **FOR AMOUNT** www.miamidade.gov or call 305-270-4916

61. **FOR AMOUNT** www.miamidade.gov or call 305-270-4916

62. **FOR AMOUNT** www.miamidade.gov or call 305-270-4916

63. **FOR AMOUNT** www.miamidade.gov or call 305-270-4916

64. **FOR AMOUNT** www.miamidade.gov or call 305-270-4916

65. **FOR AMOUNT** www.miamidade.gov or call 305-270-4916

66. **FOR AMOUNT** www.miamidade.gov or call 305-270-4916

67. **FOR AMOUNT** www.miamidade.gov or call 305-270-4916

68. **FOR AMOUNT** www.miamidade.gov or call 305-270-4916

69. **FOR AMOUNT** www.miamidade.gov or call 305-270-4916

70. **FOR AMOUNT** www.miamidade.gov or call 305-270-4916

71. **FOR AMOUNT** www.miamidade.gov or call 305-270-4916

72. **FOR AMOUNT** www.miamidade.gov or call 305-270-4916

73. **FOR AMOUNT** www.miamidade.gov or call 305-270-4916

74. **FOR AMOUNT** www.miamidade.gov or call 305-270-4916

75. **FOR AMOUNT** www.miamidade.gov or call 305-270-4916

76. **FOR AMOUNT** www.miamidade.gov or call 305-270-4916

77. **FOR AMOUNT** www.miamidade.gov or call 305-270-4916

78. **FOR AMOUNT** www.miamidade.gov or call 305-270-4916

79. **FOR AMOUNT** www.miamidade.gov or call 305-270-4916

80. **FOR AMOUNT** www.miamidade.gov or call 305-270-4916

81. **FOR AMOUNT** www.miamidade.gov or call 305-270-4916

82. **FOR AMOUNT** www.miamidade.gov or call 305-270-4916

83. **FOR AMOUNT** www.miamidade.gov or call 305-270-4916

84. **FOR AMOUNT** www.miamidade.gov or call 305-270-4916

85. **FOR AMOUNT** www.miamidade.gov or call 305-270-4916

86. **FOR AMOUNT** www.miamidade.gov or call 305-270-4916

87. **FOR AMOUNT** www.miamidade.gov or call 305-270-4916

88. **FOR AMOUNT** www.miamidade.gov or call 305-270-4916

89. **FOR AMOUNT** www.miamidade.gov or call 305-270-4916

90. **FOR AMOUNT** www.miamidade.gov or call 305-270-4916

91. **FOR AMOUNT** www.miamidade.gov or call 305-270-4916

92. **FOR AMOUNT** www.miamidade.gov or call 305-270-4916

93. **FOR AMOUNT** www.miamidade.gov or call 305-270-4916

94. **FOR AMOUNT** www.miamidade.gov or call 305-270-4916

95. **FOR AMOUNT** www.miamidade.gov or call 305-270-4916

96. **FOR AMOUNT** www.miamidade.gov or call 305-270-4916

97. **FOR AMOUNT** www.miamidade.gov or call 305-270-4916

98. **FOR AMOUNT** www.miamidade.gov or call 305-270-4916

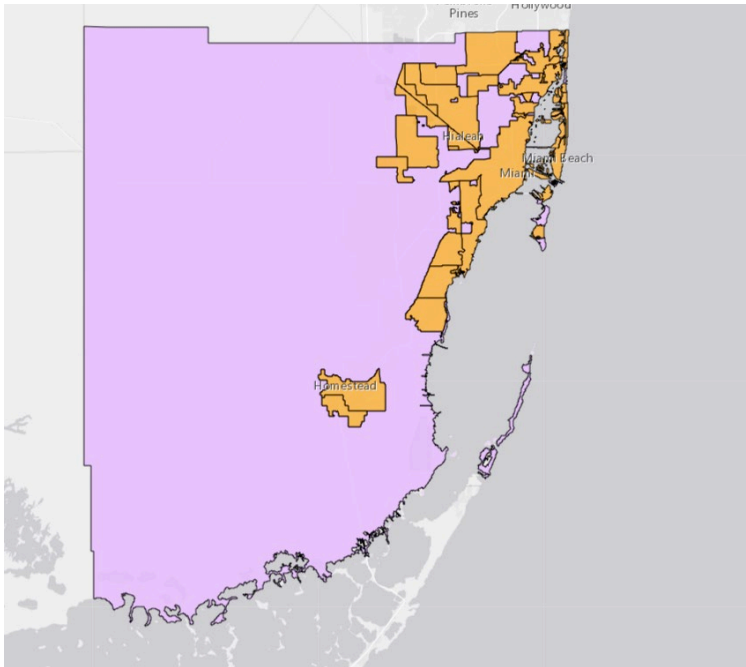
99. **FOR AMOUNT** www.miamidade.gov or call 305-270-4916

100. **FOR AMOUNT** www.miamidade.gov or call 305-270-4916

Taxing Unit	FY 2021-22 Actual Millage
Countywide Operating	4.6669
Miami-Dade Fire Rescue Service District	2.4207
Miami-Dade Public Library System	0.2840
Unincorporated Municipal Service Area	1.9283
Sum of Operating Millages	9.2999
Countywide Debt	0.5075
Sum of Operating and Debt Millages	9.8074



Where you live in the county – and whether you live in a municipality or within UMSA – determines which rates (millages) apply to you



AD VALOREM TAXES				
TAXING AUTHORITY	ASSESSED VALUE	MILLAGE RATE PER	\$1,000 OF TAXABLE VALUE	TAXES LEVIED
Miami-Dade School Board				
School Board	202,000	6.18600	177,000	1,094.92
School Board Debt Service	202,000	0.19300	177,000	34.16
Voted School Operating	202,000	0.75000	177,000	132.75
State and Other				
Florida Inland Navigation District	202,000	0.03200	152,000	4.86
South Florida Water Management District	202,000	0.11030	152,000	16.77
Okeechobee Basin	202,000	0.11920	152,000	18.12
Everglades Construction Project	202,000	0.03800	152,000	5.78
Childrens Trust	202,000	0.45070	152,000	68.51
Miami-Dade County				
County Wide Operating	202,000	4.66690	152,000	709.37
County Wide Debt Service	202,000	0.47800	152,000	72.66
Unincorporated Operating	202,000	1.92830	152,000	293.11
Library District	202,000	0.28400	152,000	43.17
Fire Rescue Operating	202,000	2.42070	152,000	367.95
Municipal Governing Board				
Miami Operating	202,000	7.66650	152,000	1,165.31
Miami Debt Service	202,000	0.32350	152,000	49.17
NON-AD VALOREM ASSESSMENTS				
LEVYING AUTHORITY	FOOTAGE/UNITS	RATE	AMOUNT	
Garbage, Trash, TRC, Recycle	1.00	484.00	484.00	
Tamiami Lakes Lighting District	75.0	0.5144	38.58	
Pentathlon CDD	1.00	574.18	574.18	
Improvement District				
Hibiscus Island Overhead Services Reloc Imp				154.50
AMOUNT IF PAID BY (pay only one amount)				Combined Taxes and Assessments
NOVEMBER 30, 2020 \$ 5,114.75	DECEMBER 31, 2020 \$ 5,168.03	JANUARY 31, 2021 \$ 5,221.31	FEBRUARY 28, 2021 \$ 5,274.91	MARCH 31, 2021 \$ 5,327.87
				\$ 5,327.87

MIAMI-DADE COUNTY
PROPERTY APPRAISER
2022 AND 2021 PROPOSED MILLAGE COMPARISON
August 4, 2022



Taxing Authority	2021 Millage	2022 Proposed	Change	Pct Chg
01 City of Miami	7.6665	7.5539	-0.1126	-1.47%
Miami Debt Service	0.3235	0.3235	0.0000	0.00%
Miami DDA	0.4681	0.4681	0.0000	0.00%
02 Miami Beach	5.7628	5.8155	0.0529	0.92%
Miami Beach Debt Service	0.2889	0.2360	-0.0529	-18.31%
MB Normandy Shores	1.0659	0.9717	-0.0942	-8.84%
03 Coral Gables	5.5590	5.5590	0.0000	0.00%
04 Hialeah	6.3018	6.3018	0.0000	0.00%
05 Miami Springs	7.2095	6.9900	-0.2195	-3.04%
06 North Miami	7.5000	7.5000	0.0000	0.00%
07 North Miami Beach	6.2000	6.2000	0.0000	0.00%
North Miami Beach Debt Service	0.5740	0.4743	-0.0997	-17.37%
08 Opa-Locka	9.6500	9.3500	-0.3000	-3.11%
09 South Miami	4.3000	3.9999	-0.3001	-6.98%
10 Homestead	6.2055	6.2055	0.0000	0.00%
11 Miami Shores	7.9000	7.9000	0.0000	0.00%
Miami Shores Debt Service	0.3638	0.1846	-0.1792	-49.26%
12 Bal Harbour	1.9654	1.9654	0.0000	0.00%
13 Bay Harbor Islands	3.5900	3.1728	-0.4172	-11.62%
14 Surfside	4.2000	4.2000	0.0000	0.00%
15 West Miami	6.8858	6.6792	-0.2066	-3.00%
16 Florida City	7.2946	6.9299	-0.3647	-5.00%
17 Biscayne Park	9.5000	9.7000	0.2000	2.11%
18 El Portal	8.3000	8.3000	0.0000	0.00%
19 Golden Beach	8.1363	7.7350	-0.4013	-4.93%
Golden Beach Debt Service	0.2637	0.6650	0.4013	152.18%
20 Pinecrest	2.3500	2.3500	0.0000	0.00%
21 Indian Creek	6.3000	6.3000	0.0000	0.00%
22 Medley	3.9000	3.2000	-0.7000	-17.95%
23 North Bay Village	5.8484	5.8302	-0.0182	-0.31%
North Bay Village Debt Service	0.9671	0.8299	-0.1372	-14.19%
24 Key Biscayne	3.1990	3.2884	0.0894	2.79%
25 Sweetwater	3.9948	3.9948	0.0000	0.00%
26 Virginia Gardens	4.9000	4.6000	-0.3000	-6.12%
27 Hialeah Gardens	5.1613	5.1613	0.0000	0.00%
28 Aventura	1.7261	1.7261	0.0000	0.00%
31 Sunny Isles Beach	2.1000	2.0000	-0.1000	-4.76%
32 Miami Lakes	2.3127	2.3127	0.0000	0.00%
33 Palmetto Bay	2.4000	2.4000	0.0000	0.00%
34 Miami Gardens	6.9363	6.9363	0.0000	0.00%
35 Doral	1.9000	1.8000	-0.1000	-5.26%
Doral Debt Service	0.5360	0.4810	-0.0550	-10.26%
36 Cutler Bay	2.8332	2.9388	0.1056	3.73%

We are proposing a historic millage cut in this year's budget, which will deliver the lowest combined tax rate for county residents since 1982



8.5520

FY 1982-83 Combined Millage

Downtown Miami skyline, 1982 (Source: City of Miami)



9.2060

FY 2022-23 Combined Millage (Proposed)

Downtown Miami skyline, 2022 (Source: The Miami Guide)

Emerging Priorities

A well managed built and natural environment that is resilient to climate stressors



A growing and inclusive economy that creates jobs and invests in local talent, while spurring innovation and investment for the jobs and assets of the future

Our residents and workforce are fully included in all aspects of life in the County regardless of who they are

A community that trusts government and has timely access to data and information in order to obtain services and influence decision making in the County

Economy

- **Community Action and Human Services**
 - The Department was awarded \$11.3 million in funding from the American Rescue Plan (ARP) for a two-year period ending in FY 2022-23 to provide additional services to children and families enrolled in the Head Start program; support their economic stability; continue the assessment of their nutritional, health and wellness needs; and provide resources and materials to address these needs
- **Public Housing and Community Development**
 - In FY 2022-23, PHCD, with HUD and Board approval, will continue the implementation of the Rental Assistance Demonstration (RAD) program



Economy

- **Public Housing and Community Development**

- The Proposed Budget continues the Rental Assistance Demonstration (RAD) program with funding from the Federal Housing and Urban Development (HUD) and the County's General Fund
- The Proposed Budget will continue the redevelopment of Liberty Square Rising, a public/private redevelopment initiative that includes the demolition of all existing public housing units in Liberty Square, development of the vacant Lincoln Gardens site and the construction of new infrastructure and dwelling units; since FY 2019- 20 the project has delivered 600 units, including 217 public housing units; the project is focused on transforming neighborhoods into viable, energy efficient, mixed- income and sustainable neighborhoods with access to well-functioning services, high quality public schools and education programs, early learning programs and services, public transportation and jobs for residents



Environment

- **Transportation and Public Works**

- The FY 2022-23 Proposed Budget contains several bus related projects for DTPW including a fleet replacement program and build out of Compressed Natural Gas (CNG) facilities; CNG buses have been procured and are in service; the construction of the CNG fueling stations at Coral Way and Central bus facilities are completed; the construction for the fueling station at Northeast garage is expected to begin December 2023

- **Miami-Dade Fire Rescue**

- As part of reducing the County's carbon footprint, the Miami-Dade Fire Department (MDFR) will participate in FY 2022-23 in the Countywide solar initiative coordinated by the Office of Resilience and install solar panels at Stations 16, 69 and 70; solar energy creates clean renewable power from the sun and benefits the environment; total program cost is \$400,000



Environment

- **Regulatory and Economic Resources**
 - The Proposed Budget includes conservation, management and maintenance of natural preserves, including purchasing land through the Environmentally Endangered Lands (EEL) program
 - The Proposed Budget continues to projects to restore and stabilize the wetlands, shoreline and islands in and adjacent to Biscayne Bay and its Tributaries and maintain and improve beaches
- **Water and Sewer**
 - The Department will continue the Ocean Outfall legislation capital project as well as continuing to increase its focus on its Inflow and Infiltration Program to reduce flows into the wastewater system from ground water and rain



Equity

- **Court Programming**

- The FY 2022-23 Proposed Budget includes approximately \$7.6 million to support local requirements for Court programs such as: County Mediation, Family Court Services/Supervised Visitation, Dependency Drug Court, Mental Health Coordination, Unified Children's Court, Juvenile Drug Court, Adult Drug Court, Civil Court Interpreters, Domestic Violence Fatality Review Team, Domestic Violence Drug Court, Probate for Marchman Act, Urinalysis, Criminal Mental Health Jail Diversion Program, Civil Traffic Operations and Veterans Treatment Court

- **Library**

- The Department applied for and received from the Federal Communications Commission, Emergency Connectivity Fund (ECF) for Schools and Libraries; the funding supported the deployment of more than 700 tablets, 500 hotspots, and 2,000 Chromebooks with LTE-enabled internet service, allowing residents to check out the devices and expanding access to internet service

- **Parks, Recreation and Open Spaces**

- The Department will continue the Fit2Lead program for afterschool program participants and summer program participants; the program will provide internships for high school students ages 15-19



Equity

- **Correction and Rehabilitation**
 - The FY 2022-23 Proposed Budget maintains funding for MDCR's Boot Camp program (\$8.5 million), which has been nationally recognized as a successful model for reducing recidivism rates among youth offenders
- **Juvenile Services**
 - The Proposed Budget supports the Anti-Violence Initiative (AVI), the Group Violence Initiative (GVI) and the Hospital-based Violence Intervention Program (HVIP); the AVI involves a variety of community partners in an effort to reduce group violence through prevention, intervention, suppression and re-entry; the GVI is designed to reduce gun and group related violence in targeted neighborhoods in the County by establishing key partnerships, delivering anti violence messages, offering services and alternatives and articulating community norms against violence



Engagement

- **Cultural Affairs**
 - The Proposed Budget includes continued grant funding from The Children's Trust that provides project-based funding to enrich the lives of children and families through the arts by making live arts experiences available to more children and youth throughout Miami-Dade County as well as funding for a position to assist with the program management for "All Kids Included" (AKI) initiatives, "Summer Arts and Science Camps for Kids" and "Youth Arts Enrichment" grant programs
- **Library**
 - The Department assisted the development of the Community ID Program Plan through an agreement with the Miami Foundation, ensuring that Branches, Florida continues to issue Community IDs to the public



Engagement

- Human Resources

- The FY 2022-23 Proposed Budget includes funding to provide training on Diversity, Equity, Resiliency and Inclusion Awareness to employees; this triennial training mitigates the County's legal liability

- Elections

- The Proposed Budget includes the replacement of 1,750 aging and outdated ballot scanners over a two-year period
- The Proposed Budget includes costs associated with the Countywide Gubernatorial Election and includes early voting operations at 28 sites, election day support at 600 locations, temporary workers, Vote-by-Mail materials, poll worker services, advertisements, and printing of ballots



Recommended Fee Adjustments

- **Water and Sewer:** Retail water and wastewater fees are proposed to be increased (5.00%) and applied equally to all rate tiers of water usage and property types that include single family residence, multifamily (apartments and condos) residence as well as commercial properties
- **Special Taxing Districts:** Adjusted as necessary to cover costs for landscaping, security guards, lighting
- **Solid Waste:** Household residential collection fee increase of 5.20%
- **Various:** Aviation, Regulatory and Economic Resources, Medical Examiner, Fire Rescue, Elections, Parks, Recreation and Open Spaces, Transportation and Public Works, and Seaport

This presentation, as well as additional details regarding the Proposed Budget, is available on our website:

Proposed Budget:

[FY 2022-2023 Proposed Budget](#)
[\(miamidade.gov\)](#)

Thank You

Questions and Answers