



DEPARTMENT OF REGULATORY AND ECONOMIC RESOURCES (RER)
BOARD AND CODE ADMINISTRATION DIVISION

NOTICE OF ACCEPTANCE (NOA)

MIAMI-DADE COUNTY
PRODUCT CONTROL SECTION
11805 SW 26 Street, Room 208
Miami, Florida 33175-2474
T (786) 315-2590 F (786) 315-2599

www.miamidade.gov/economy

GAF

1 Campus Drive
Parsippany, NJ 07054

SCOPE:

This NOA is being issued under the applicable rules and regulations governing the use of construction materials. The documentation submitted has been reviewed and accepted by Miami-Dade County RER -Product Control Section to be used in Miami-Dade County and other areas where allowed by the Authority Having Jurisdiction (AHJ).

This NOA shall not be valid after the expiration date stated below. The Miami-Dade County Product Control Section (in Miami-Dade County) and/or the AHJ (in areas other than Miami-Dade County) reserve the right to have this product or material tested for quality assurance purposes. If this product or material fails to perform in the accepted manner, the manufacturer will incur the expense of such testing and the AHJ may immediately revoke, modify, or suspend the use of such product or material within their jurisdiction. RER reserves the right to revoke this acceptance, if it is determined by Miami-Dade County Product Control Section that this product or material fails to meet the requirements of the applicable building code.

This product is approved as described herein, and has been designed to comply with the Florida Building Code including the High Velocity Hurricane Zone of the Florida Building Code.

DESCRIPTION: Cobra® Rigid Vent 3™ Exhaust Vent for Roof Ridge (with 3" ring shank nails), Cobra® Rigid Vent 3™ 9" Exhaust Vent for Roof Ridge (with 3" ring shank nails), Cobra® Snow Country Advanced™ Exhaust Vent for Roof Ridge (with filter and 3" ring shank nails), Cobra® Snow Country Advanced™ 9" Exhaust Vent for Roof Ridge (with filter and 3" ring shank nails), Cobra® Snow Country™ Exhaust Vent for Roof Ridge (with filter, no nails), and Cobra® Snow Country™ AH Exhaust Vent for Roof Ridge (with filter, no nails)

LABELING: Each unit shall bear a permanent label with the manufacturer's name or logo, city, state and following statement: "Miami-Dade County Product Control Approved", unless otherwise noted herein.

RENEWAL of this NOA shall be considered after a renewal application has been filed and there has been no change in the applicable building code negatively affecting the performance of this product.

TERMINATION of this NOA will occur after the expiration date or if there has been a revision or change in the materials, use, and/or manufacture of the product or process. Misuse of this NOA as an endorsement of any product, for sales, advertising or any other purposes shall automatically terminate this NOA. Failure to comply with any section of this NOA shall be cause for termination and removal of NOA.

ADVERTISEMENT: The NOA number preceded by the words Miami-Dade County, Florida, and followed by the expiration date may be displayed in advertising literature. If any portion of the NOA is displayed, then it shall be done in its entirety.

INSPECTION: A copy of this entire NOA shall be provided to the user by the manufacturer or its distributors and shall be available for inspection at the job site at the request of the Building Official.

This NOA revises NOA No.16-0217.02 and consists of pages 1 through 7.
The submitted documentation was reviewed by Hamley Pacheco, P.E.



NOA No.: 18-0521.04
Expiration Date: 10/18/21
Approval Date: 09/12/19
Page 1 of 7

ROOFING COMPONENT APPROVAL

Category: Roofing
Sub-Category: Ventilation
Material: Plastic

TRADE NAMES OF PRODUCTS MANUFACTURED OR LABELED BY APPLICANT:

<u>Product</u>	<u>Dimensions</u>	<u>Test Specifications</u>	<u>Product Description</u>
Cobra® Rigid Vent 3™ Exhaust Vent for Roof Ridge (with 3" ring shank nails)			Plastic low profile shingle
Cobra® Snow Country Advanced™ Exhaust Vent for Roof Ridge (with filter and 3" ring shank nails)	Height= 7/8" Width= 13-13/16" Length= 48"	TAS 110	over attic ridge vent for
Cobra® Snow Country™ Exhaust Vent for Roof Ridge (with filter, no nails)			installation in shingle roof
Cobra® Snow Country™ AH Exhaust Vent for Roof Ridge (with filter, no nails)			systems. With or without
Cobra® Rigid Vent 3™ 9" Exhaust Vent for Roof Ridge (with 3" ring shank nails)	Height= 7/8" Width= 11-5/16" Length= 48"	TAS 110	filter.
Cobra® Snow Country Advanced™ 9" Exhaust Vent for Roof Ridge (with filter and 3" ring shank nails)			(3" ring shank corrosion
			resistant nails supplied if
			indicated in product name)

MANUFACTURING LOCATION:

1. Cumming, GA
2. New Columbia, PA

EVIDENCE SUBMITTED:


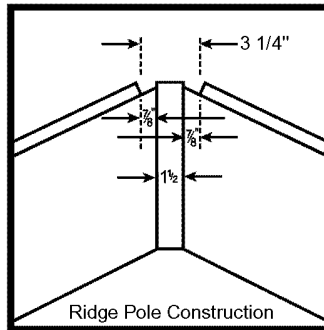
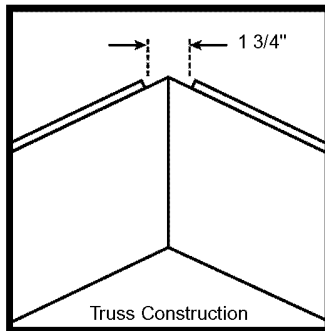
<u>Test Agency</u>	<u>Test Name/Report</u>	<u>Test Identifier</u>	<u>Date</u>
Architectural Testing, Inc.	ASTM D 1929 ASTM D635 ASTM D 2843 ASTM D635	D2702.01-106-18-R1	01/19/15
PRI Asphalt Technologies, Inc.	ASTM G 638 ASTM G 85/ PA 114 TAS 100	HBP-002-02-01 HBP-003-02-01 HBP-01-02-01	06/06/01 08/03/01 11/02/00
Architectural Testing, Inc.	TAS 100 ASTM D 1929/ D 635	60172.01-122-18 59665.02-106-31	10/07/05 09/16/05
PRI Construction Materials Technologies, Inc.	TAS 100 TAS 100	GAF-310-02-01 376T0008	01/29/16 07/24/19
Intertek	ASTM D638 / E168	H5341.01-106-18 R1	01/22/18



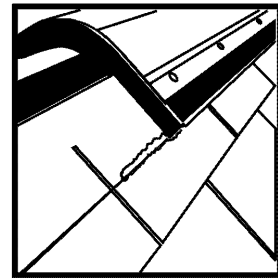

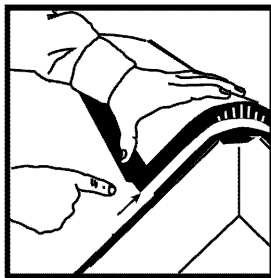

NOA No.: 18-0521.04
Expiration Date: 10/18/21
Approval Date: 09/12/19
Page 2 of 7

APPROVED APPLICATIONS:

Slot: Determine whether the rafters are truss or ridgepole construction. Chalk a cut line of each side of ridge. Cut a 1- $\frac{3}{4}$ " (truss) or 3- $\frac{1}{4}$ " (ridge pole) slot along the apex of the roof by cutting $\frac{7}{8}$ " on each side of the ridge. The slot shall terminate 1 foot shorter at each end than the total length of ridge vent used.



Installation: Place, center and conform the end of a piece of ridge vent at each end of slots. Mark the location of the end of the baffle. Strike a chalk line on both sides of the ridge to produce baffle alignment. Place vent sections centered over the slot using a chalk line. Place 12ga. 3" corrosion resistant ring shank nails from every end at pre-marked locations on the vent and then at 9" o.c. on both sides of the vent.



Ridge Shingle: Using nail lines provided on top of vent. Nail cap shingles in place through vent using 12ga. corrosion resistant ring shank nails of sufficient length to provide $\frac{3}{4}$ " penetration into wood substrate. 3" ring shank nails are recommended.

Net Free Area: Refer to manufacturer's published literature

Minimum Slope: 3:12

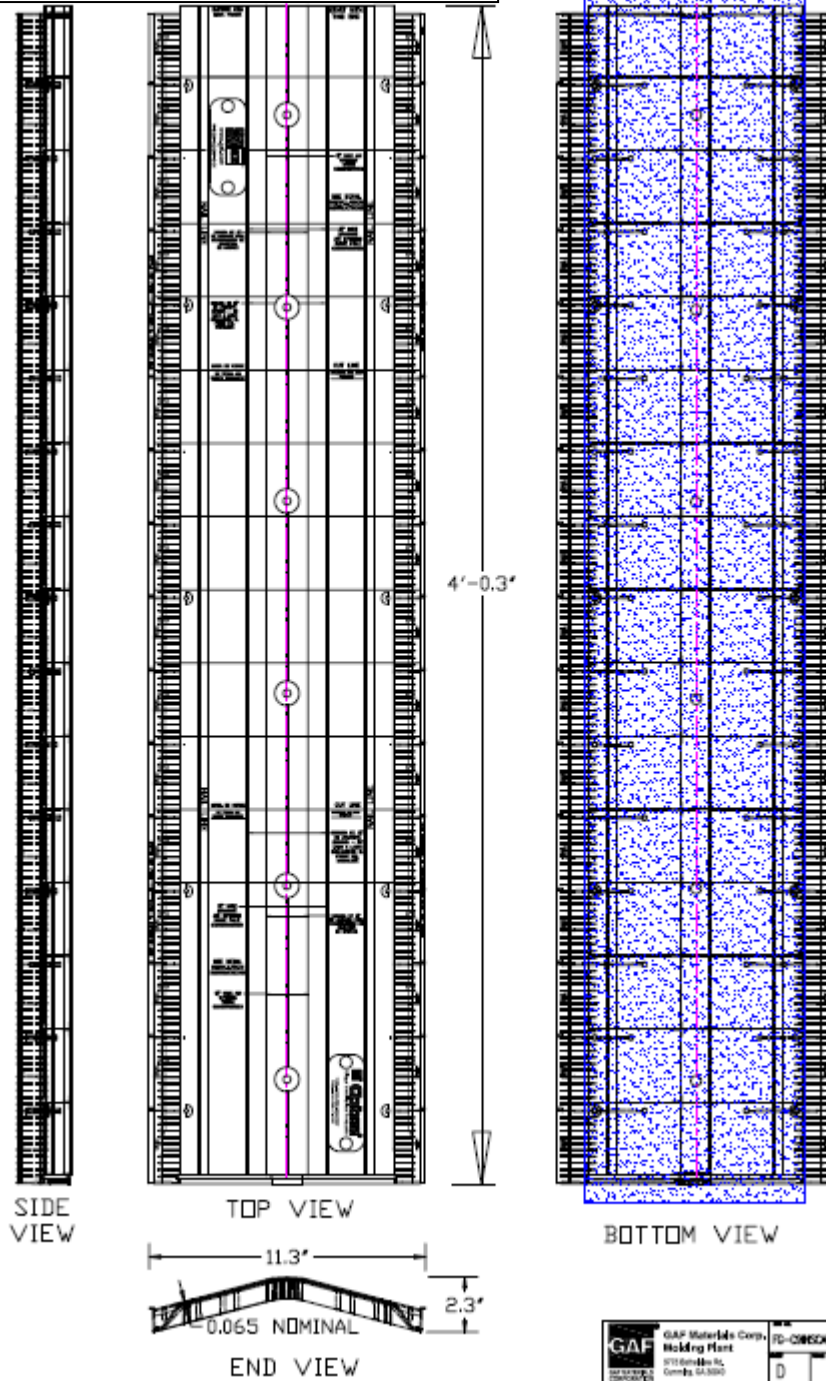
LIMITATIONS:

1. Refer to applicable building codes for required ventilation.
2. This acceptance is for installations over asphalt shingle roof systems only.
3. All ridge vents in this Notice of Acceptance shall not be installed on roof mean heights greater than 33 feet.
4. All products listed herein shall have a quality assurance audit in accordance with the Florida Building Code and Rule 61G20-3 of the Florida Administrative Code.
5. All approved products listed herein shall bear the imprint or identifiable marking of the manufacturer's name or logo, city and state of manufacturing facility and the following statement: "Miami-Dade County Product Control Approved" or the Miami-Dade County Product Control Seal as shown below.



DETAIL DRAWINGS

Cobra® Snow Country™ Advanced 9"

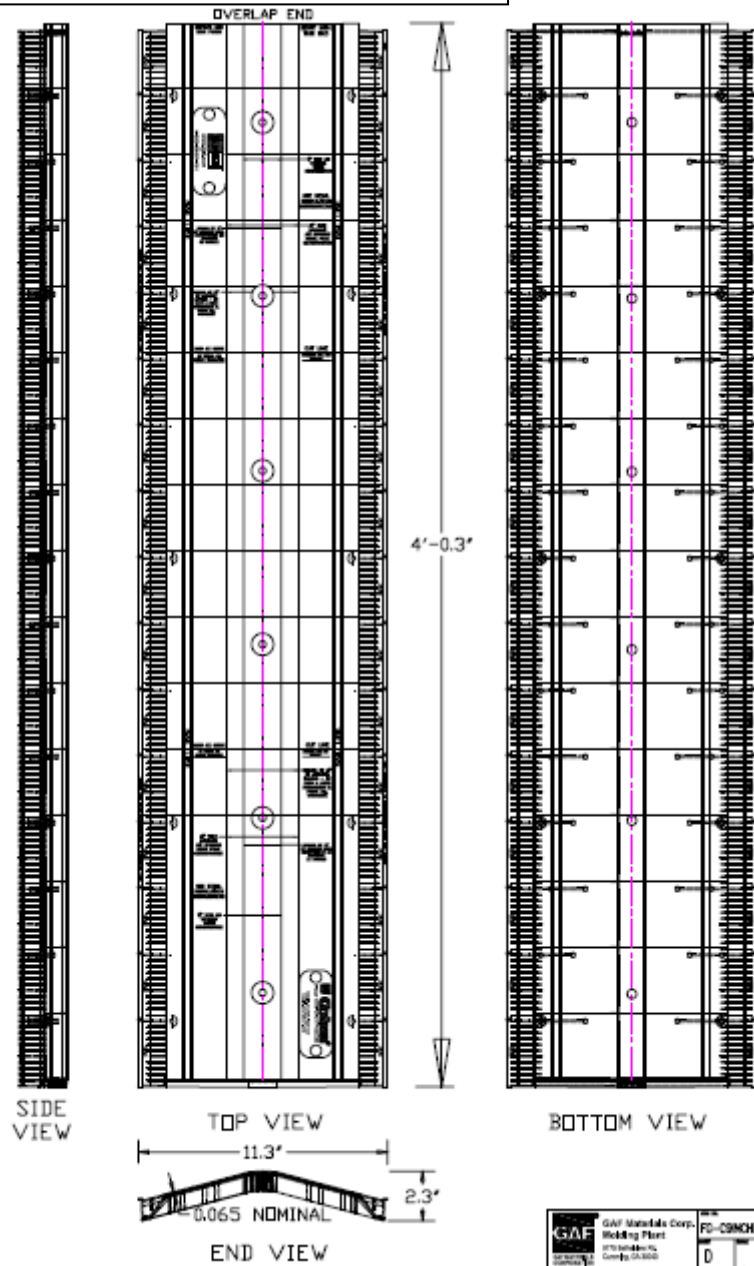


GAF GAF Materials Corp. Holding Plant 9700 S.W. 11th St. Miami, FL 33155	TP-COBRA-SN-053111	
	D	NTS
COBRA SNOW COUNTRY ADVANCED 9" RN 5/31/11		

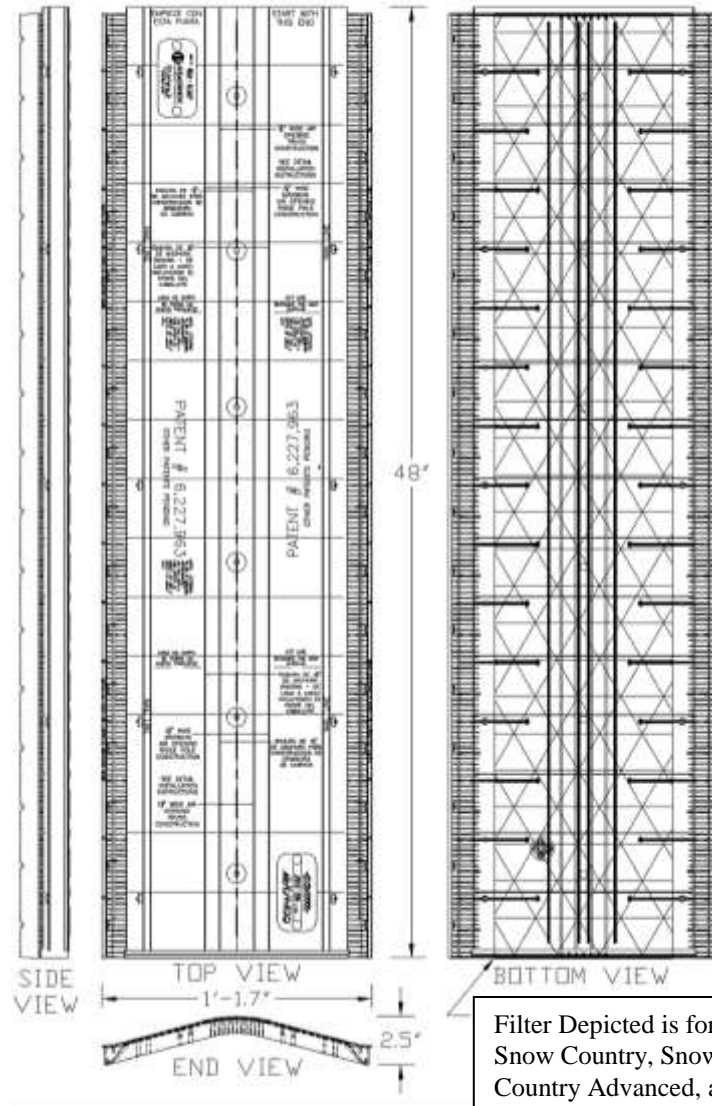
MIAMI-DADE COUNTY
 APPROVED

NOA No.: 18-0521.04
 Expiration Date: 10/18/21
 Approval Date: 09/12/19
 Page 5 of 7

Cobra® Rigid Vent 3™ 9"



**Cobra® Rigid Vent 3™,
Cobra® Snow Country™ Advanced, Cobra® Snow
Country™ AH, Cobra® Snow Country™**



Filter Depicted is for
Snow Country, Snow
Country Advanced, and
Snow Country AH
Versions

END OF THIS ACCEPTANCE

