



DEPARTMENT OF REGULATORY AND ECONOMIC RESOURCES (RER)
BOARD AND CODE ADMINISTRATION DIVISION

MIAMI-DADE COUNTY
PRODUCT CONTROL SECTION
11805 SW 26 Street, Room 208
Miami, Florida 33175-2474
T (786) 315-2590 F (786) 315-2599

www.miamidade.gov/economy

NOTICE OF ACCEPTANCE (NOA)

Florida Aluminum Systems LLC
875 W 18th Street
Hialeah, Florida 33010

SCOPE:

This NOA is being issued under the applicable rules and regulations governing the use of construction materials. The documentation submitted has been reviewed and accepted by Miami-Dade County RER- Product Control Section to be used in Miami Dade County and other areas where allowed by the Authority Having Jurisdiction (AHJ).

This NOA shall not be valid after the expiration date stated below. The Miami-Dade County Product Control Section (In Miami Dade County) and/or the AHJ (in areas other than Miami Dade County) reserve the right to have this product or material tested for quality assurance purposes. If this product or material fails to perform in the accepted manner, the manufacturer will incur the expense of such testing and the AHJ may immediately revoke, modify, or suspend the use of such product or material within their jurisdiction. RER reserves the right to revoke this acceptance, if it is determined by Miami-Dade County Product Control Section that this product or material fails to meet the requirements of the applicable building code.

This product is approved as described herein, and has been designed to comply with the High Velocity Hurricane Zone of the Florida Building Code.

DESCRIPTION: FAS Pergola and Awning Systems

APPROVAL DOCUMENT: Drawing No. SD, titled "Misc. Shop Drawings", prepared by Eastern Engineering Group, dated February 18, 2019, signed and sealed by Gonzalo A. Paz, P.E., on February 18, 2019, bearing the Miami-Dade County Product Control Approval stamp with the Notice of Acceptance number and the approval date by the Miami-Dade County Product Control Section.

MISSILE IMPACT RATING: None

LABELING: Each awning shall bear a permanent label with the manufacturer's name or logo, city, state and the following statement: "Miami-Dade County Product Control Approved", unless otherwise noted herein.

RENEWAL of this NOA shall be considered after a renewal application has been filed and there has been no change in the applicable building code negatively affecting the performance of this product.

TERMINATION of this NOA will occur after the expiration date or if there has been a revision or change in the materials, use, and/or manufacture of the product or process. Misuse of this NOA as an endorsement of any product, for sales, advertising or any other purposes shall automatically terminate this NOA. Failure to comply with any section of this NOA shall be cause for termination and removal of NOA.

ADVERTISEMENT: The NOA number preceded by the words Miami-Dade County, Florida, and followed by the expiration date may be displayed in advertising literature. If any portion of the NOA is displayed, then it shall be done in its entirety.

INSPECTION: A copy of this entire NOA shall be provided to the user by the manufacturer or its distributors and shall be available for inspection at the job site at the request of the Building Official.

This NOA consists of this page 1, evidence submitted page E-1 as well as approval document mentioned above.

The submitted documentation was reviewed by **Helmy A. Makar, P.E., M.S.**



Helmy A. Makar
06/27/2019

NOA No. 19-0311.01
Expiration Date: 06/27/2024
Approval Date: 06/27/2019

Florida Aluminum Systems LLC

NOTICE OF ACCEPTANCE: EVIDENCE SUBMITTED

A. DRAWINGS

1. *Drawing No. SD, titled "Misc. Shop Drawings", prepared by Eastern Engineering Group, dated February 18, 2019, signed and sealed by Gonzalo A. Paz, P.E., on February 18, 2019.*

B. TESTS

1. *None.*

C. CALCULATIONS


1. *Calculations titled "Misc. Shop Drawings", prepared by eastern Engineering Group, dated February 18, 2019, 35 sheets, signed and sealed by Gonzalo A. Paz, P.E.*

D. QUALITY ASSURANCE

1. *By Miami-Dade County Department of Regulatory and Economic Resources.*

E. MATERIAL CERTIFICATIONS

1. *None.*



Helmy A. Makar, P.E., M.S.
Product Control Section Supervisor
NOA No. 19-0311.01
Expiration Date: 06/27/2024
Approval Date: 06/27/2019

GENERAL NOTES:

- ALL WORK SHALL CONFORM TO FLORIDA BUILDING CODE 2017.
- IT IS THE INTENT OF THESE DRAWINGS TO BE IN ACCORDANCE WITH APPLICABLE CODES AND AUTHORITIES HAVING JURISDICTION. ANY DISCREPANCIES BETWEEN THESE DRAWINGS AND APPLICABLE CODES SHALL BE IMMEDIATELY BROUGHT TO THE ATTENTION OF THE ENGINEER.
- EXISTING UTILITIES SHOWN ARE BASED ON INFORMATION SUPPLIED BY OTHERS. IT SHALL BE THE CONTRACTORS RESPONSIBILITY TO MEET WITH ALL APPLICABLE UTILITY COMPANIES TO VERIFY ALL UNDER- GROUND FACILITIES PRIOR TO THE BEGINNING OF CONSTRUCTION. ALL EXCAVATIONS SHALL PROCEED WITH EXTREME CAUTION AT ALL TIMES. IN THE EVENT THAT EXISTING UTILITIES ARE DAMAGED, IT SHALL BE THE RESPONSIBILITY OF THE CONTRACTOR TO REPAIR OR REPLACE ALL DAMAGES.
- THIS WORK REQUIRES A BUILDING PERMIT. DO NOT BEGIN WORKING UNTIL A BUILDING PERMIT IS OBTAINED.
- CONTRACTOR IS TO FURNISH ALL LABOR, MATERIALS, SERVICES AND EQUIPMENT NECESSARY TO COMPLETE ALL WORK SHOWN ON THE DRAWINGS AND SPECIFIED HEREIN.
- DO NOT SCALE DRAWINGS, DIMENSIONS GOVERN.
- ENGINEER'S VISITS TO THE SITE, AS PER G.C OR OWNER'S REQUEST DURING CONSTRUCTION SHALL BE SCHEDULED WITHIN 24 HOURS PRIOR TO INSPECTION.
- THE CONTRACTOR SHALL MAKE REQUIRED ARRANGEMENTS, SECURE AND PAY FOR ALL BARRICADES, ENCLOSURES, AND FENCING AS NEEDED FOR AND DURING THE PROGRESS TO PROTECT ADJACENT PROPERTIES.
- THE CONTRACTOR SHALL NOT PROCEED WITH ANY ADDITIONAL SERVICES OR WORK WITHOUT PRIOR NOTIFICATION TO THE OWNER.
- THE CONTRACTOR IS SOLELY RESPONSIBLE FOR MEANS AND METHODS CONSTRUCTION, AND FOR THE SEQUENCES AND PROCEDURES TO BE USED.
- EXISTING GRADES WERE TAKEN FROM THE BEST AVAILABLE DATA AND MAY NOT ACCURATELY REFLECT PRESENT CONDITIONS. CONTRACTOR SHALL BE RESPONSIBLE FOR FAMILIARIZING WITH CURRENT SITE CONDITIONS, AND SHALL REPORT ANY DISCREPANCIES TO THE ENGINEER PRIOR TO STARTING WORK.
- CONTRACTOR SHALL VERIFY ALL DIMENSIONS AND EXISTING CONDITIONS AT THE JOB SITE. ANY DISCREPANCIES BETWEEN PLANS, SECTIONS AND DETAILS OR THE APPLICABLE CODES OR REGULATIONS SHALL BE BROUGHT TO THE ATTENTION OF THE ARCHITECT OR ENGINEER DURING BIDDING OR BEFORE WORK BEGINS IN ORDER TO CLARIFY THE REQUIREMENTS AND TO EFFECT THE NECESSARY MODIFICATIONS, CHANGES AND /OR INSTRUCTIONS.
- CONTRACTOR TO VERIFY THE LOCATION OF ANY EXISTING UTILITY LINE AND IMPROVEMENTS, AND SHALL BE RESPONSIBLE FOR REPAIRS FOR ANY DAMAGE AS A RESULT OF THE WORK.
- CONTRACTOR SHALL BE RESPONSIBLE FOR RESETTling ALL DISTURBED EXISTING CONDITIONS AND PROPER DISPOSAL OF ANY EXTRA MATERIALS & GARBAGE FROM THE SITE AFTER COMPLETION OF WORK.
- DRAWINGS AND DIMENSIONS ARE BASED UPON DRAWINGS SUPPLIED BY THE CLIENT. EASTERN ENGINEERING GROUP WILL NOT BE RESPONSIBLE FOR ERRORS OR MISINTERPRETATIONS OF THE SYSTEM DESIGNED BY US BASED ON CLIENT CONFIRMED DESIGN AND DIMENSIONS. ADDITIONAL DRAFTING TIME EMPLOYED IN THE CHANGE OF THE DESIGN AFTER SIGNING AND SEALING OF DRAWINGS WILL RESULT IN ADDITIONAL COST.
- DO NOT SUBSTITUTE MATERIALS, EQUIPMENTS OR METHODS OF CONSTRUCTION UNLESS SUCH SUBSTITUTIONS OR CHANGES HAVE BEEN APPROVED IN WRITING BY THE OWNER.
- EASTERN ENGINEERING GROUP HAS GENERATED THESE SHOP DRAWINGS BASED ON A PROVIDED DESIGN THAT HAS BEEN DEVELOPED BY A LICENSED ARCHITECT OR A COMPETENT LICENSED DESIGN PROFESSIONAL WHO CONFIRMED COMPLIANCE WITH ALL APPLICABLE NATIONAL AND FLORIDA BUILDING CODES.

- EASTERN ENGINEERING GROUP SHALL NOT BE LEGALLY RESPONSIBLE FOR THE STRUCTURAL DESIGN OF ANY COMPONENT AND/OR PRODUCT USED IN OUR PROJECTS WHICH HAS BEEN PREVIOUSLY GRANTED A PATENT OR COPYRIGHT. THE CONFIRMATION OF INTELLECTUAL PROPERTY OWNERSHIP IS BEYOND OUR SCOPE AS STRUCTURAL ENGINEERS AND SHALL BE THE SOLE RESPONSIBILITY OF OUR CLIENT.
- EASTERN ENGINEERING GROUP HAS EXCLUSIVELY DESIGNED THE STRUCTURE AND/OR BUILDING COMPONENTS IN COMPLIANCE WITH THE APPLICABLE EDITION OF THE FLORIDA BUILDING CODE AND DESIGN STANDARDS FOR STRUCTURAL REQUIREMENTS ONLY. THE EXISTING STRUCTURE MUST SUPPORT THE LOADS IMPOSED BY THE SYSTEM OR SYSTEMS. ENGINEER ON RECORD OF THE BUILDING OR CERTIFIED PROFESSIONAL ENGINEER SHALL VERIFY THE STRUCTURE FOR SUCH LOADINGS.
- ELEMENTS WILL BE AS DESIGNED BY EASTERN ENGINEERING GROUP AND AS APPROVED BY ARCHITECT AND/OR OWNERS, TO CONFORM GENERALLY WITH THE ARCHITECTURAL DRAWING AND SPECIFICATIONS.
- FLORIDA BUILDING CODE, 2017 EDITION LOADS:

TRELLIS

DL=DISTRIBUTED LOAD 5 PSF TOTAL
WIND LOAD AS PER ASCE 7-10
KD=0.85, CATEGORY 2

- THE EXISTING STRUCTURE MUST SUPPORT THE LOADS IMPOSED BY THE SYSTEM OR SYSTEMS. ENGINEER ON RECORD OF THE BUILDING OR FLORIDA PROFESSIONAL ENGINEER SHALL VERIFY THE STRUCTURE FOR SUCH LOADINGS. THIS SHOP DRAWINGS DOES NOT COVER THE EXISTING STRUCTURE.
- THE QUANTITIES AND DIMENSIONS SHOWN ON THE DRAWINGS ARE BASED ON THE ARCHITECTURAL DRAWINGS.
- ALL DIMENSIONS TO BE SITE VERIFIED.

ALUMINUM

1. ALUMINUM SHALL MEET THE FOLLOWING REQUIREMENTS UNLESS NOTED OTHERWISE ON THE DRAWINGS:

TYPE	Fb	Fb(WELDED)	Fv	Fv(WELDED)
6063-T5(TUBES & SHAPES)	9.5 KSI	4.8 KSI	5.5 KSI	2.8 KSI
6063-T6(TUBES & SHAPES)	15.0 KSI	4.8 KSI	8.5 KS	2.8 KSI
6061-T6(TUBES & SHAPES)	19.0 KSI	9.0 KSI	12.0 KSI	5.0 KSI

- WELDING: ALUMINUM ALLOY 5356. CLEANING: SSPC-SP2 "HAND TOOL CLEANING".
- PAINT ALUMINUM AND STEEL HOT GALVANIZED SURFACES IN CONTACT WITH CONCRETE WITH ALKALI-RESISTANT COATINGS, SUCH AS HEAVY-BODIED BITUMINOUS PAINT OR WATER-WHITE METHACRYLATE LACQUER.
- ISOLATE DISSIMILAR MATERIALS WITH ALKALI-RESISTANT COATINGS, SUCH AS HEAVY-BODIED BITUMINOUS PAINT OR WATER-WHITE METHACRYLATE LACQUER.

Approved as complying with the
Florida Building Code
Date 06/27/19
NOA# 19-0311-01
Miami Dade Product Control
By [Signature]



Eastern
Engineering Group

3401 NW 82nd Avenue
Suite 379
Miami, FL 33122

(305) 599-8133

info@easterneg.com
www.easterneg.com

REVISIONS	DATE	DESCRIPTION
No.		

JOB No. & NAME:	DESIGNED & DRAWN:	SCALE:
18 859 FLORIDA ALUMINUM SYSTEMS NOA V00	Y.F.	AS SHOWN

PROJECT NAME:	TYPE OF PROJECT:	SHEET NAME:	PROJECT LOCATION:	DRAWN BY:
FLORIDA ALUMINUM SYSTEMS NOA	Misc. Shop Drawings	General Notes	875 W 18th St, Hialeah, FL 33010	Florida Aluminum Systems LLC (Jean Claudio Palmejian)

BRASSA R. LOPEZ, PE (Lic. No. 61898)
 GONZALO A. PAZ, PE (Lic. No. 60734)
CERT. OF AUTHORIZATION No. 20855
DO NOT SCALE. THE SEPARABLE TO BE USED FOR ALL DIMENSIONS. YOUR FIRM IS RESPONSIBLE FOR ALL DIMENSIONS. EASTERN ENGINEERING GROUP, THE CORPORATION OF EASTERN ENGINEERING GROUP, THE CORPORATION OF EASTERN ENGINEERING GROUP, THE CORPORATION OF EASTERN ENGINEERING GROUP, AUTHORIZED BY EASTERN ENGINEERING GROUP. STRUCTURAL REQUIREMENTS ONLY, CAN. 7. 1985

STATE OF FLORIDA
PROFESSIONAL ENGINEER
2/18/2019

SD-0.1

STAINLESS STEEL

- STEEL SHALL CONFORM TO THE FOLLOWING ASTM SPECIFICATION:
ALL ROLLED SHAPES: STIFFENER, PLATES, CHANNELS ANGLES, PLATES AND BARS, ASTM A176-85a, ASTM A240-86, ASTM A276-85a, ASTM A666-84.

TUBE AND ROUND BAR: (1/2 HARD)
STAINLESS STEEL 304 OR 316.....Fy=30 ksi, (YIELD STRENGTH)
OTHERS: (1/2 HARD)
STAINLESS STEEL 304 OR 316.....Fy=30 ksi (YIELD STRENGTH)


- WELDING:

ALL WELDING IS TO BE PERFORMED BY CERTIFIED WELDERS. ELECTRODES TO BE AWS E309 OR E318.

WELD E309 OR E318.....80 ksi (TENSILE STRENGTHS)

ALL FIELD WELDING SHALL BE INSPECTED BY AN INDEPENDENT TESTING LABORATORY RETAINED BY THE OWNER. ALL WELDING SHALL CONFORM TO THE REQUIREMENTS OF THE STANDARD CODE FOR WELDING BUILDING CONSTRUCTION IN ACCORDANCE TO THE AMERICAN WELDING SOCIETY.

- ALL CONNECTIONS TO BE WELDED USE 3/16" MIN. WELD SIZE, TYPICAL U.N.O.



Eastern
Engineering Group

3401 NW 82nd Avenue
Suite 370
Miami, FL 33122

(305) 599-8133

info@easterneg.com

www.easterneg.com

REVISIONS	DATE
No.	
DESCRIPTION	

JOB No. & NAME:
18 859 FLORIDA ALUMINUM SYSTEMS NOA

DESIGNED & DRAWN:
VOD Y.F

SCALE: AS SHOWN

PROJECT NAME: FLORIDA ALUMINUM SYSTEMS NOA

TYPE OF PROJECT: Misc. Shop Drawings

SHEET NAME: General Notes


PROJECT LOCATION: 875 W 18th St, Hialeah, FL 33010

CLIENT NAME: Florida Aluminum Systems LLC (Jean Claudio Palmejani)

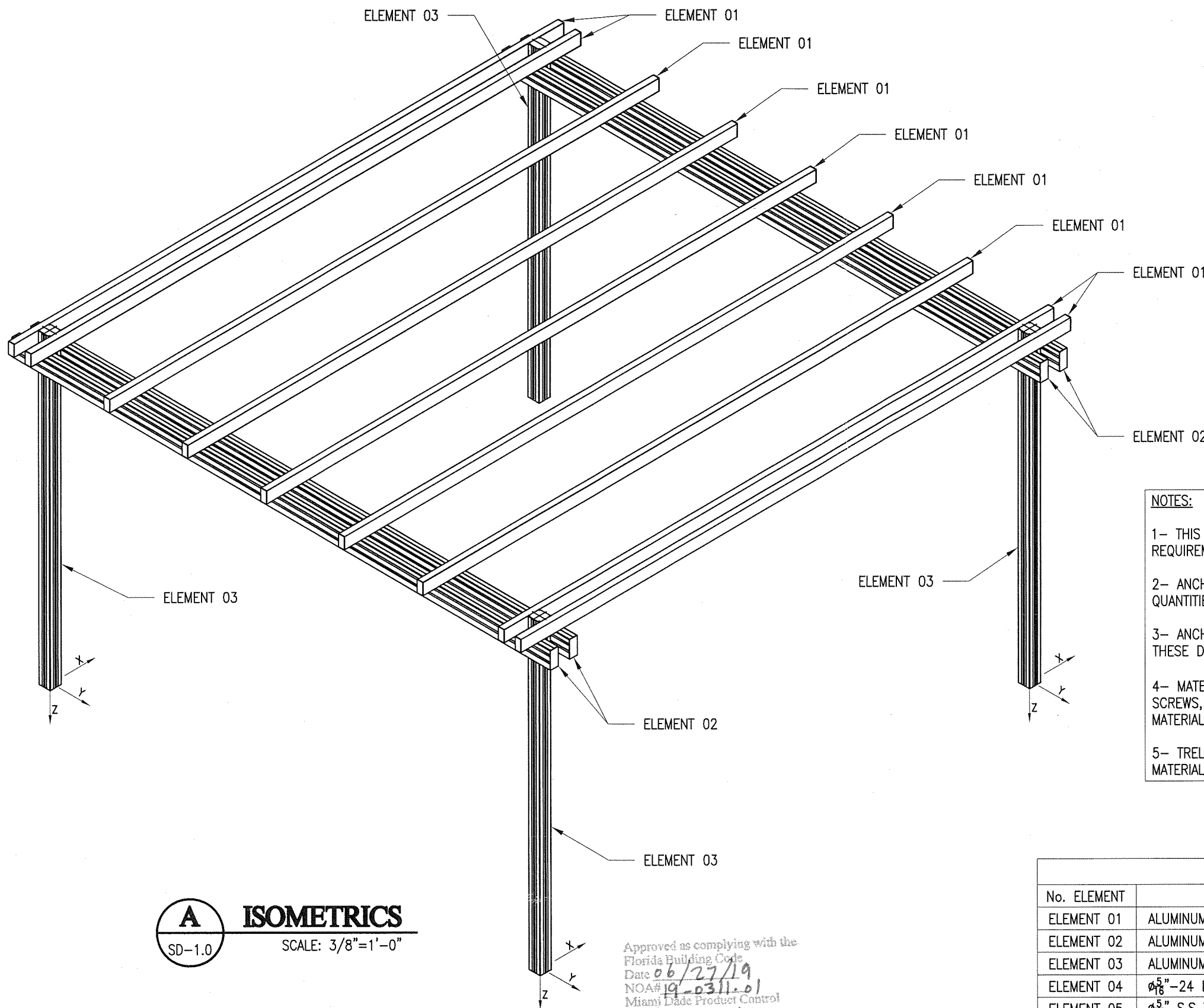
CRUISSA R. LOPEZ, PE (Lic No-59389)
GONZALO A. PAZ, PE (Lic No-60754)
CERT. OF AUTHORIZATION No. 26655
MIAMI DADE COUNTY, FLORIDA
DO NOT SCALE THE DRAWING. ANY ERRORS OR OMISSIONS ARE THE RESPONSIBILITY OF THE ENGINEER. THE COPYRIGHT IS RESERVED BY EASTERN ENGINEERING GROUP. REPRODUCTION OR TRANSMISSION OF THIS DRAWING WITHOUT THE WRITTEN AUTHORIZATION OF EASTERN ENGINEERING GROUP IS PROHIBITED. SHOP DRAWINGS CHECKED FOR CONFORMANCE WITH ALL APPLICABLE REGULATIONS, REQUIREMENTS AND CODES.

Approved as complying with the Florida Building Code
Date 06/27/19
NOA# 19-0311.01
Miami Dade Product Control

By *Hely A. M...*



SD-0.2



MAX. DESIGN PRESSURE RATING	
+140/-140 PSF UPLIFT SHORT TERM	
+65/-65 PSF LATERAL SHORT TERM	
5 PSF DEAD LOAD	


- CONCRETE FOOTING TO BE DESIGNED BY A FLORIDA P.E TO RESIST PER COLUMN THE FOLLOWING ASD LOADS:
 Tz= -1055 # (UPLIFT)
 Sy= 880 #
 Mx= 83157 #-IN
 Sx= 455 #
 My= 36946 #-IN
- 2.25'x2.25'x3.0' MIN. DIMENSIONS OF CONCRETE FOOTING W/ 1'-0" MIN. EMBEDMENT OF COLUMN INTO THE 3000 PSI CONCRETE

- NOTES:**
- 1- THIS PRODUCT HAS BEEN DESIGNED TO COMPLY WITH THE REQUIREMENTS OF THE FLORIDA BUILDING CODE 2017 EDITION.
 - 2- ANCHORS SHALL BE AS LISTED ON BILL OF MATERIALS. QUANTITIES AS SHOWN ON DETAILS.
 - 3- ANCHORING CONDITIONS OTHER THAN THOSE SHOWN ON THESE DETAILS ARE NOT PART OF THIS APPROVAL.
 - 4- MATERIALS INCLUDING BUT NOT LIMITED TO STEEL/METAL SCREWS, THAT COME INTO CONTACT WITH OTHER DISSIMILAR MATERIALS SHALL BE PAINTED WITH ALKALI-RESISTANT COATINGS.
 - 5- TRELLIS WILL REMAIN OPEN, CANNOT BE COVERED WITH ANY MATERIALS.

BILL OF MATERIALS		
No. ELEMENT	DESCRIPTION	QUANTITY
ELEMENT 01	ALUMINUM ALLOY 6061-T6	9
ELEMENT 02	ALUMINUM ALLOY 6061-T6	4
ELEMENT 03	ALUMINUM ALLOY 6061-T6	4
ELEMENT 04	5/8"-24 DRILL-FLEX STRUCTURAL SCREWS	36
ELEMENT 05	5/8" S.S THRU BOLT W/ WASHER & NUT, Fu=90 KSI	16
ELEMENT 06	3/8" S.S THRU BOLT W/ WASHER & NUT, Fu=90 KSI	8

A ISOMETRICS
 SD-1.0 SCALE: 3/8"=1'-0"

Approved as complying with the Florida Building Code
 Date 06/27/19
 NOA# 19-0311-01
 Miami Dade Product Control
 By *He G. A. Mohr*



Eastern Engineering Group

3401 NW 82nd Avenue
 Suite 370
 Miami, FL 33122
 (305) 699-8133
 info@easterneg.com
 www.easterneg.com

REVISIONS	DATE
No. DESCRIPTION	

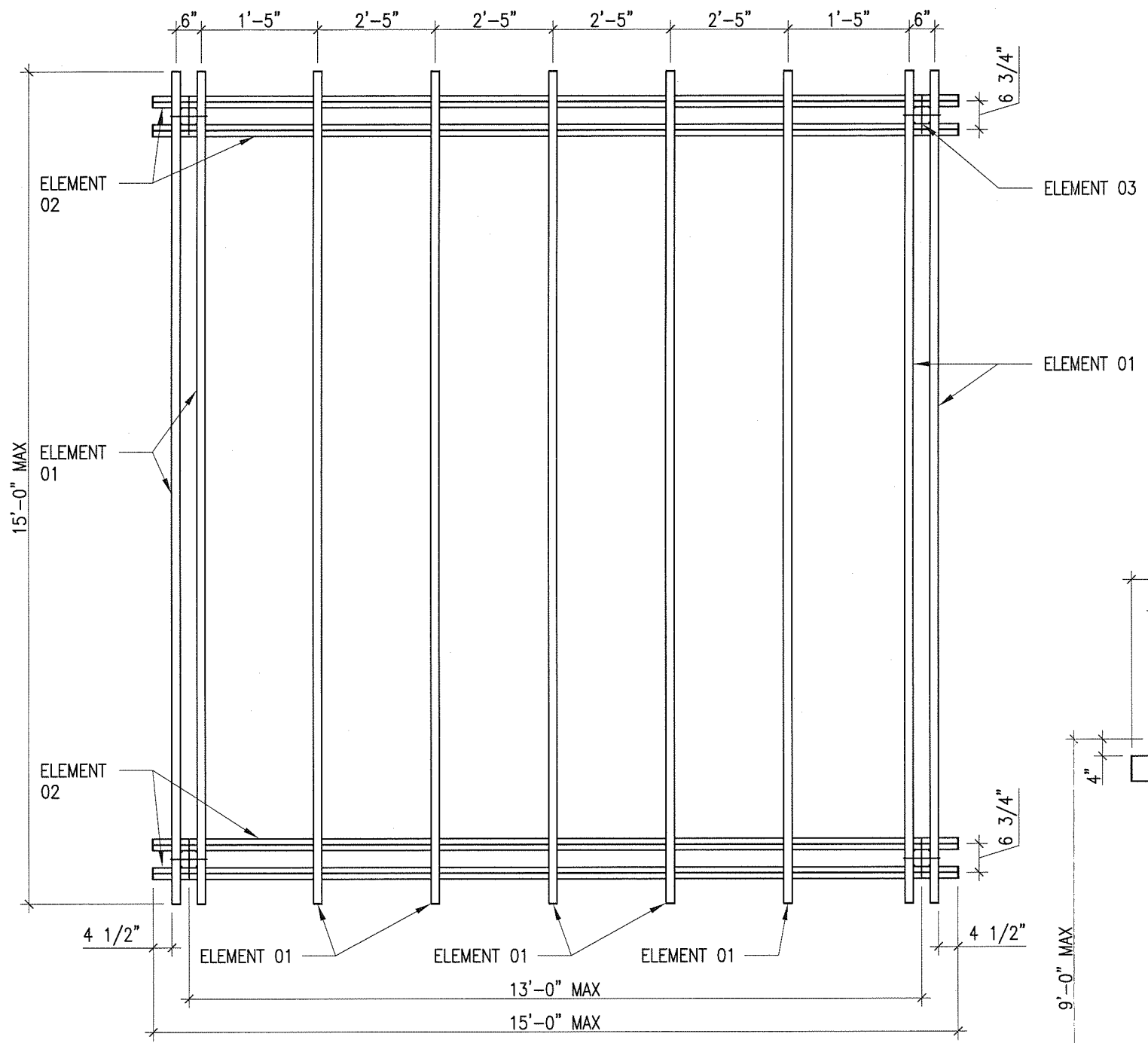
JOB No. & NAME:
 18 859 FLORIDA ALUMINUM SYSTEMS NOA
 DESIGNED & DRAWN:
 VOO Y.F.
 SCALE: AS SHOWN

PROJECT NAME: FLORIDA ALUMINUM SYSTEMS NOA
 TYPE OF PROJECT: Misc. Shop Drawings
 SHEET NAME: Isometrics
 PROJECT LOCATION: 875 W 18th St, Hialeah, FL 33010
 CLIENT NAME: Florida Aluminum Systems LLC (Jean Claudio Palmegiani)

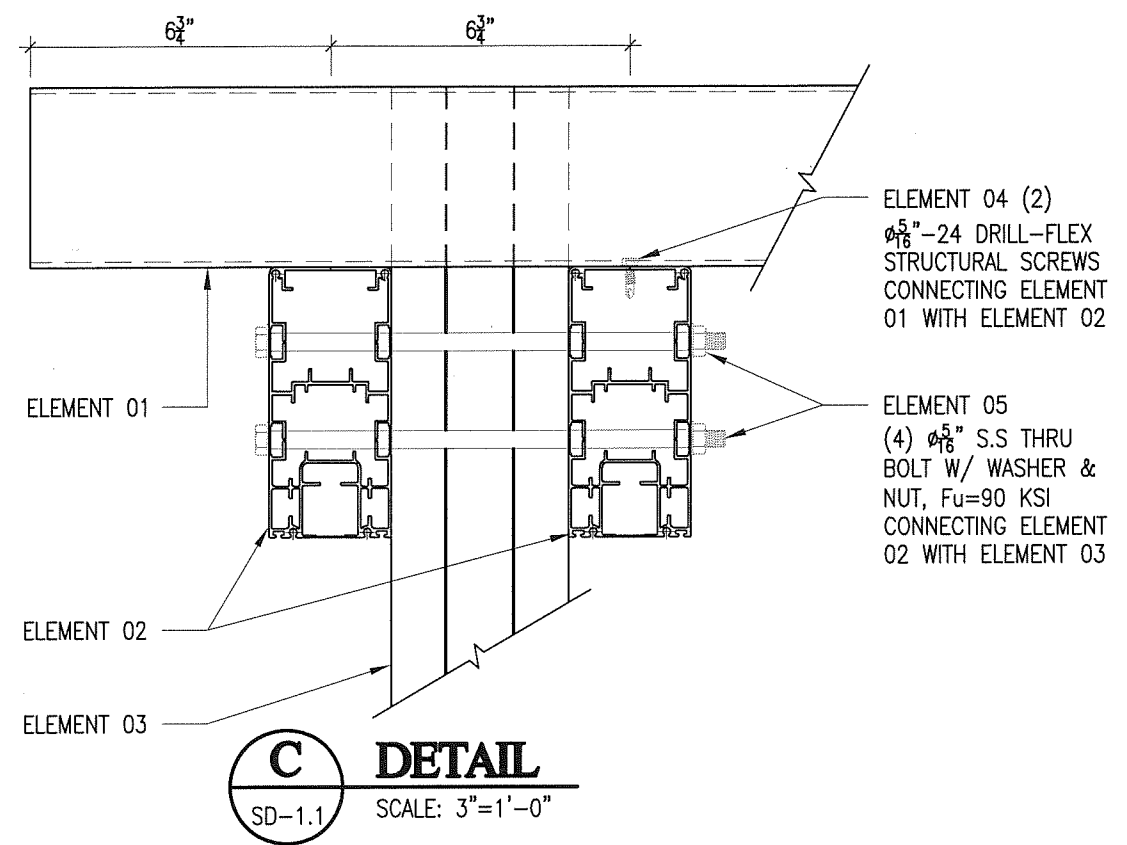
CRUISSA R. LOPEZ, PE (Lic No-59389)
 CRISTOBAL A. PAZ, PE (Lic No-60734)
 CERT. OF AUTHORIZATION No. 28655
 I DO NOT SEAL THE DRAWING, ANY ERRORS OR OMISSIONS ARE THE RESPONSIBILITY OF THE DESIGNER. THE ENGINEER'S SIGNATURE IS NOT VALID UNLESS IT IS ACCOMPANIED BY THE SIGNATURE OF AN ENGINEER IN CHARGE OF THE PROJECT OR THE ENGINEER'S FIRM. THIS STATEMENT IS REQUIRED BY THE FLORIDA BOARD OF PROFESSIONAL ENGINEERS AND SURVEYORS.

2/18/2019

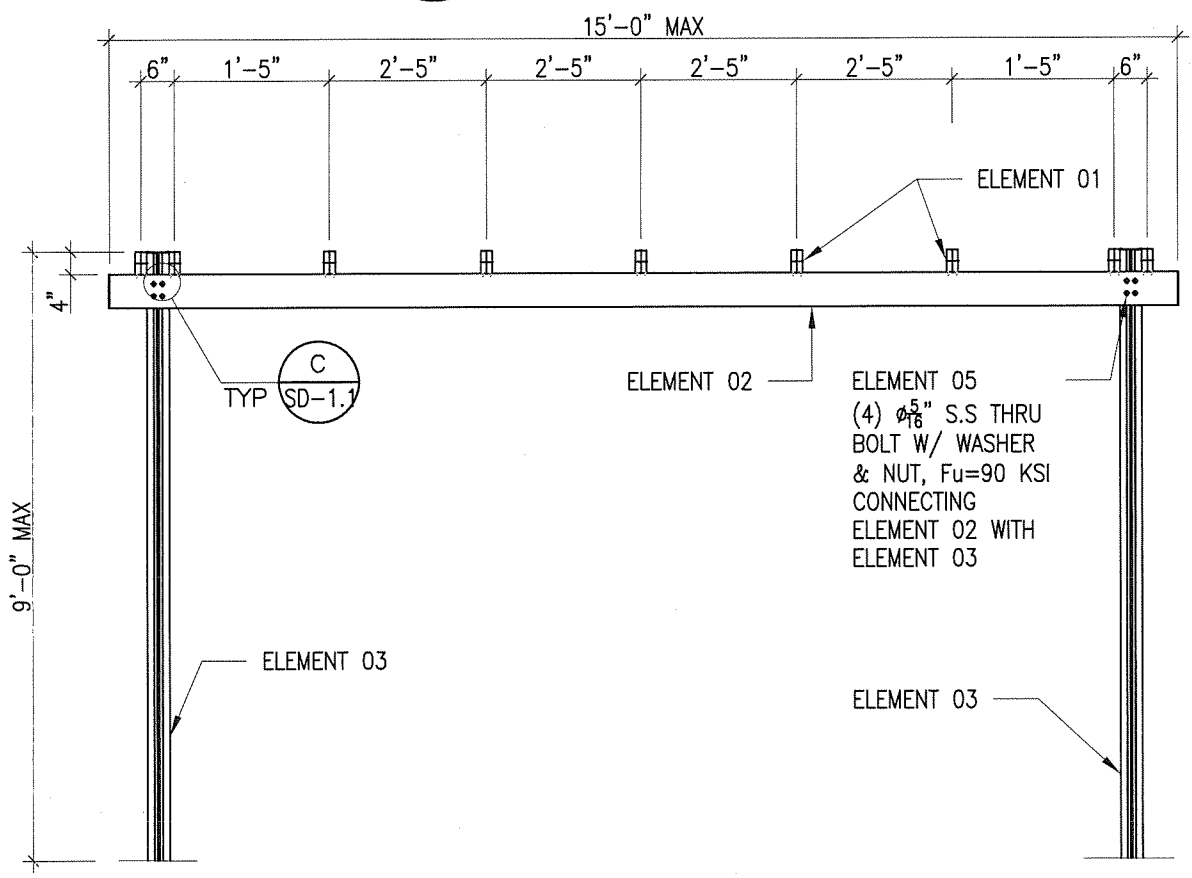
SD-1.0



A PLAN VIEW
SD-1.1 SCALE: 3/8"=1'-0"



C DETAIL
SD-1.1 SCALE: 3"=1'-0"



B ELEVATION
SD-1.1 SCALE: 3/8"=1'-0"

Approved as complying with the
Florida Building Code
Date 06/27/19
NOA# 19-0311-01
Miami Dade Product Control
By *H. G. A. M. W.*

Eastern Engineering Group
3401 NW 82nd Avenue
Suite 370
Miami, FL 33122
(305) 599-8133
info@easterneg.com
www.easterneg.com

REVISIONS	DATE
No.	DESCRIPTION

JOB No. & NAME:
18 859 FLORIDA ALUMINUM SYSTEMS NOA
DESIGNED & DRAWN:
VOD Y.F.
SCALE: AS SHOWN

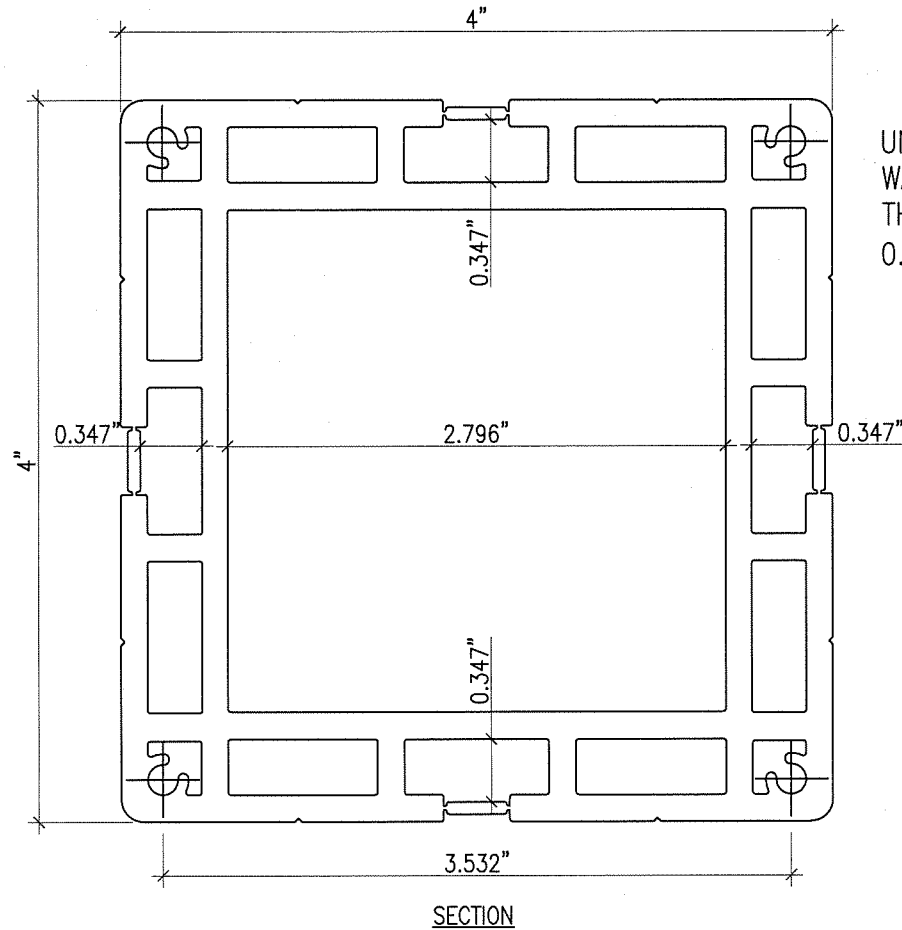
FLORIDA ALUMINUM SYSTEMS NOA
Misc. Shop Drawings
Plan View & Elevation
875 W 18th St, Hialeah, FL 33010
Florida Aluminum Systems LLC (Jean Claudio Palmegiani)

TRASSA R. LOPEZ, PE (Lic No-53399)
GONZALO A. PALZ, PE (Lic No-60734)
CERT. OF AUTHORIZATION No. 28655
COPYRIGHT RESERVED. THE CONTRACTOR SHALL NOT SCALE THE DRAWING. ANY ERRORS OR OMISSIONS ARE THE RESPONSIBILITY OF THE ENGINEER. THE CONTRACTOR'S LIABILITY IS LIMITED TO THE DESIGN AND CONSTRUCTION OF THE STRUCTURE. THE CONTRACTOR SHALL BE RESPONSIBLE FOR OBTAINING ALL NECESSARY PERMITS AND APPROVALS FROM THE LOCAL, STATE, AND FEDERAL AUTHORITIES. THE CONTRACTOR SHALL BE RESPONSIBLE FOR OBTAINING ALL NECESSARY PERMITS AND APPROVALS FROM THE LOCAL, STATE, AND FEDERAL AUTHORITIES. THE CONTRACTOR SHALL BE RESPONSIBLE FOR OBTAINING ALL NECESSARY PERMITS AND APPROVALS FROM THE LOCAL, STATE, AND FEDERAL AUTHORITIES.

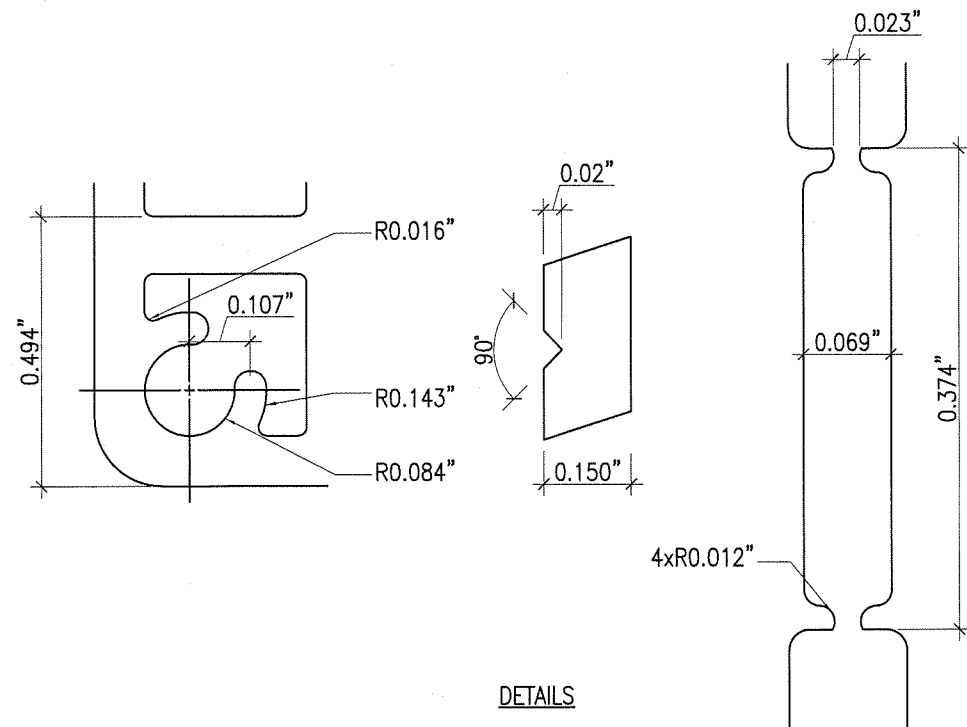
STATE OF FLORIDA
2/18/2019

SD-1.1

ELEMENT No 3




UNSPECIFIED WALL THICKNESS: 0.150"



DETAILS

Approved as complying with the Florida Building Code
 Date 06/27/19
 NOA# 19-03/1-01
 Miami Dade Product Control
 By *H. G. A. M. W.*



Eastern Engineering Group


3401 NW 82nd Avenue
 Suite 370
 Miami, FL 33122
 (305) 599-8133
 info@easterneg.com
 www.easterneg.com

REVISIONS	DATE
No. DESCRIPTION	

JOB No. & NAME:
 18 859 FLORIDA ALUMINUM SYSTEMS NOA
 V00
 DESIGNED & DRAWN: Y.F.
 SCALE: AS SHOWN

PROJECT NAME: FLORIDA ALUMINUM SYSTEMS NOA
 TYPE OF PROJECT: Misc. Shop Drawings
 SHEET NAME: Elements 03
 PROJECT LOCATION: 875 W 18th St, Hialeah, FL 33010
 CLIENT NAME: Florida Aluminum Systems LLC (Jean Claudio Palmejian)

JUANSA R. LOPEZ, PE (Lic No-53389)
 GONZALO A. PAZ, PE (Lic No-60754)
 CERT. OF AUTHORIZATION No. 28655
DO NOT SCALE THE DRAWING. ANY ERRORS OR OMISSIONS ARE THE RESPONSIBILITY OF THE ENGINEER. THE ENGINEER'S LIABILITY IS LIMITED TO THE PROFESSIONAL SERVICES PROVIDED BY EASTERN ENGINEERING GROUP. THE CORPORATION OF EASTERN ENGINEERING GROUP, REPRESENTS OR AUTHORIZES THE ENGINEER TO PREPARE AND SEAL THIS DRAWING. EASTERN ENGINEERING GROUP IS NOT RESPONSIBLE FOR ANY ERRORS OR OMISSIONS IN THIS DRAWING. EASTERN ENGINEERING GROUP IS NOT RESPONSIBLE FOR ANY ERRORS OR OMISSIONS IN THIS DRAWING.



SD-1.3